



GOBIERNO  
DE ESPAÑA

MINISTERIO  
DE SANIDAD, POLÍTICA SOCIAL  
E IGUALDAD



AÑO 2011

# PENSIONES NO CONTRIBUTIVAS DE LA SEGURIDAD SOCIAL PRESTACIONES SOCIALES Y ECONÓMICAS DE LA LISMI

## INFORME DEL SEGUIMIENTO Y EVOLUCIÓN DE LA GESTIÓN

### MES DE ABRIL

Informe disponible en <http://www.imserso.es>

## COMPLEMENTO POR ALQUILER AÑO 2010

SUBDIRECCIÓN GENERAL DE GESTIÓN  
ÁREA DE PRESTACIONES ECONÓMICAS  
Servicio de Asistencia Técnica e Informes

# Í N D I C E

Página

## 1 PENSIONES NO CONTRIBUTIVAS DE LA SEGURIDAD SOCIAL (PNCs)

### INFORME:

|     |  |   |
|-----|--|---|
| 1.1 | Introducción.....  | 1 |
| 1.2 | Situación y evolución de las pensiones e importes de las nóminas .....                 | 1 |
| 1.3 | Situación y evolución de la gestión en trámite inicial.....                            | 3 |
| 1.4 | Seguimiento y control de pensionistas: Revisiones de Oficio e Instancia de parte ..... | 9 |

### ANEXOS:

|     |  |       |
|-----|--|-------|
| 1.a | Situación y evolución de las pensiones e importes de las nóminas .....                         | 1-8   |
| 1.b | PNC de jubilación: Datos de la gestión mensual y anual .....                                   | 9-17  |
| 1.c | PNC de invalidez: Datos de la gestión mensual y anual .....                                    | 18-26 |
| 1.d | PNCs de la Seguridad Social: Datos de la gestión mensual y anual.....                          | 27-35 |
| 1.e | PNC de jubilación e invalidez: Coeficientes de la gestión mensual.....                         | 36-38 |
| 1.f | Reclamaciones previas a la vía jurisdiccional social: Datos de la gestión mensual y anual..... | 39-42 |
| 1.g | Revisiones de Oficio e Instancia de parte: Datos de la gestión mensual y anual.....            | 43-54 |

## 2 PRESTACIONES SOCIALES Y ECONÓMICAS DE LA LISMI

### INFORME:

|     |  |   |
|-----|--|---|
| 2.1 | Introducción.....  | 1 |
| 2.2 | Situación y evolución de los beneficiarios, número de prestaciones e importes de las nóminas ..... | 1 |
| 2.3 | Situación y evolución de la gestión en trámite inicial.....  | 3 |
| 2.4 | Seguimiento de la gestión derivada de las revisiones de oficio e instancia de parte.....           | 3 |

### ANEXOS:

|     |  |       |
|-----|--|-------|
| 2.a | Evolución y situación de los beneficiarios/prestaciones e importes de las nóminas..... | 55-57 |
| 2.b | Prestaciones de la LISMI: Datos de la gestión mensual y anual .....                    | 58-61 |
| 2.c | Revisiones de Oficio e Instancia de parte: Datos de la gestión mensual y anual.....    | 62-81 |

## 3 SITUACIÓN PRESTACIONES DE NATURALEZA NO CONTRIBUTIVA (PNNC)

### ANEXOS:

|     |   |    |
|-----|---|----|
| 3.a | Situación de las Prestaciones de Naturaleza no Contributiva ..... | 82 |
|-----|---|----|

## 4 COMPLEMENTO POR ALQUILER PNC DEL AÑO 2010

### INFORME:

|     |  |     |
|-----|--|-----|
| 4.1 | Introducción.....  | 1   |
| 4.2 | Pago del complemento por alquiler para el año 2010 a los titulares de PNC .....                      | 2   |
| 4.3 | Gestión de las solicitudes del complemento por alquiler para el año 2010 a los titulares de PNC..... | 3-4 |

### ANEXOS:

|     |  |       |
|-----|--|-------|
| 4.a | Datos sobre beneficiarios y pago del complemento ..... | 83-84 |
| 4.b | Datos de gestión .....                                 | 85-90 |

1

## PENSIONES NO CONTRIBUTIVAS DE LA SEGURIDAD SOCIAL

# INFORME DEL SEGUIMIENTO Y EVOLUCIÓN DE LA GESTIÓN DE PNC

## 1.1 INTRODUCCIÓN

Los datos sobre la gestión y el pago de la nómina de las Pensiones no Contributivas de la Seguridad Social de jubilación e invalidez (PNC) parten de la información facilitada por los distintos órganos gestores de las Comunidades Autónomas y Direcciones Territoriales del Imsero y se articula, dentro de cada uno de los aspectos objeto de seguimiento y evaluación, como se detalla a continuación:

- Datos de gestión y de la nómina mensual.
- Datos de gestión y de la nómina del año 2011, comprendiendo la realizada hasta el mes de referencia.
- Datos sobre la nómina de pago y número de beneficiarios desde el año 2004.

La información presentada hace referencia a los siguientes aspectos:

- Nóminas: situación y evolución de los pensionistas e importes de las mismas.
- Gestión en trámite inicial: recoge la situación y evolución de la gestión para cada tipo de pensión, en función de distintos parámetros tales como el movimiento de solicitudes, resoluciones, causas de denegación o coeficientes de gestión entre otros.
- Seguimiento y control de pensionistas, con especial incidencia en las revisiones de oficio e instancia de parte efectuadas por los órganos gestores competentes.

Conforme a las distintas modalidades de gestión resultantes de lo establecido en la Disposición Adicional decimoctava del Real Decreto Legislativo 1/1994, de 20 de junio, por el que se aprueba el Texto Refundido de la Ley General de la Seguridad Social, la gestión de estas pensiones es llevada a cabo por las Direcciones Territoriales del Imsero en las Ciudades Autónomas de Ceuta y Melilla, y por los órganos correspondientes de cada una de las Comunidades Autónomas que conforman el Estado español.

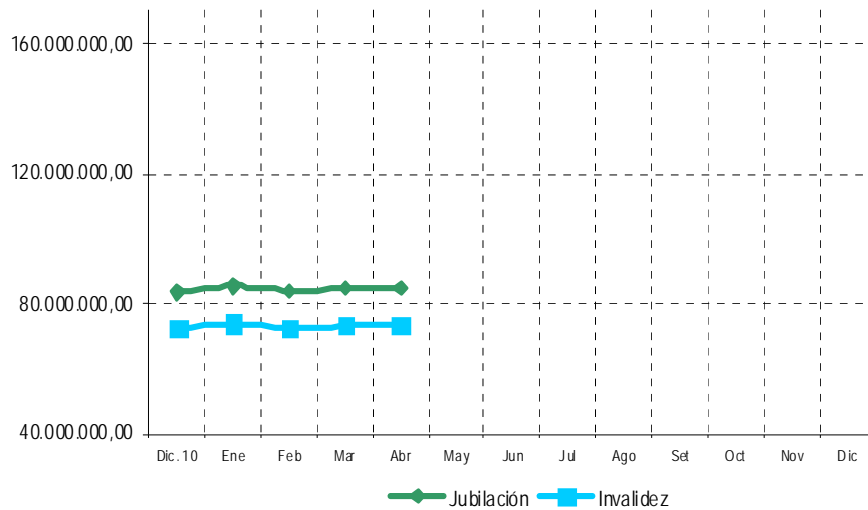
## 1.2 EVOLUCIÓN Y SITUACIÓN DE LAS PENSIONES E IMPORTES DE LAS NÓMINAS

Conforme a la información facilitada por la Gerencia de Informática de la Seguridad Social y por los órganos gestores competentes en las Comunidades Autónomas de Navarra y el País Vasco, el número total de pensiones no contributivas en la nómina de abril de 2011 en todo el Estado español ha alcanzado la cantidad de 449.975 un 0,11% menos que en el mes anterior.

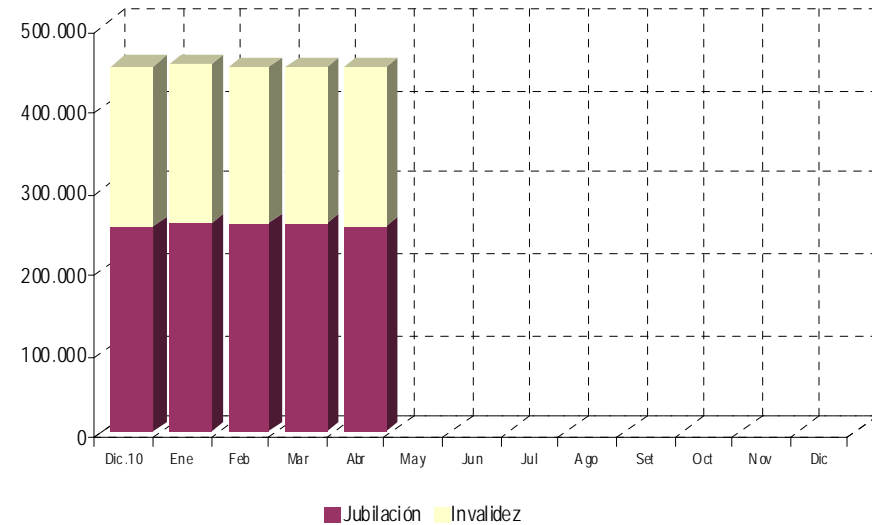
En el cuadro y gráficos siguientes se recogen los datos básicos de la nómina de abril de 2011:

| NÓMINA DE ABRIL     | PNC DE JUBILACIÓN |        | PNC DE INVALIDEZ |        | TOTAL PNCs     |         |
|---------------------|-------------------|--------|------------------|--------|----------------|---------|
| NÚMERO DE PENSIONES | 25.4982           | 56,67% | 194.993          | 43,33% | 449.975        | 100,00% |
| IMPORTE             | 84.609.245,23     | 53,58% | 73.295.448,52    | 46,42% | 157.904.693,75 | 100,00% |

Evolución importe nóminas mensuales



Evolución número pensionistas



La Ley 39/2010, de 22 de diciembre, de Presupuestos Generales del Estado para el año 2011 y el Real Decreto 1794/2010 de 30 de diciembre sobre revalorización de las pensiones del sistema de la Seguridad Social y de otras prestaciones sociales públicas para el ejercicio 2011 fija la cuantía anual para dicho año de la pensión no contributiva, quedando establecida su importe mensual en 347,60 euros, lo que ha supuesto un porcentaje de revalorización del 2,3%, en el que se incluye la desviación del 1,3% sobre el IPC previsto durante el periodo noviembre 2009-noviembre 2010.

El importe bruto de la nómina de abril de 2011 asciende a 157.904.693,75 euros. El importe medio abonado a cada pensionista ha quedado establecido para la PNC de invalidez en 375,89 euros y en jubilación en 331,82 euros, superior el de la PNC de invalidez al de jubilación, entre otras razones porque además de que al menos 35.024 de sus beneficiarios perciben el complemento del 50% por necesidad de otra persona, el montante a percibir en nómina por atrasos es mayor al ser más compleja la gestión y, por ende, el plazo de resolución.

### 1.3 DISTRIBUCIÓN DE LAS PENSIONES SEGÚN SEXO

Conforme a la información contenida en el Fichero Técnico de PNC constituido en la Dirección General del Imsero, el perfil del pensionista de PNC de jubilación, es predominantemente el de mujer española casada con una edad comprendida entre los 70 y 79 años, y conviviendo en una unidad familiar formada por dos y tres miembros. En cuanto al pensionista de PNC de invalidez es posible reseñar que es un nacional español, que convive en una unidad económica integrada por dos y tres personas y que acredita un grado de discapacidad valorado entre el 65 y el 74%, si bien atendiendo a su edad y sexo es posible distinguir que el pensionista tipo es varón soltero menor de 40 años y mujer casada con edad superior a 40 años, que presentan preferentemente discapacidades de tipo psíquico.

| ÁMBITO<br>GEOGRÁFICO | PNC DE JUBILACIÓN |               |                |               | PNC DE INVALIDEZ |               |                |               | PNC DE JUB.DE RIV. INVALIDEZ |               |               |               | TOTAL PNC      |               |                |               |
|----------------------|-------------------|---------------|----------------|---------------|------------------|---------------|----------------|---------------|------------------------------|---------------|---------------|---------------|----------------|---------------|----------------|---------------|
|                      | VARONES           | %             | MUJERES        | %             | VARONES          | %             | MUJERES        | %             | VARONES                      | %             | MUJERES       | %             | VARONES        | %             | MUJERES        | %             |
| ANDALUCÍA            | 6.702             | 14,81%        | 38.540         | 85,19%        | 20.515           | 45,61%        | 24.462         | 54,39%        | 2.526                        | 19,37%        | 10.515        | 80,63%        | 29.743         | 28,80%        | 73.517         | 71,20%        |
| ARAGÓN               | 621               | 14,33%        | 3.712          | 85,67%        | 1.334            | 46,76%        | 1.519          | 53,24%        | 238                          | 32,12%        | 503           | 67,88%        | 2.193          | 27,66%        | 5.734          | 72,34%        |
| ASTURIAS             | 768               | 20,85%        | 2.916          | 79,15%        | 2.083            | 43,85%        | 2.667          | 56,15%        | 358                          | 27,62%        | 938           | 72,38%        | 3.209          | 32,98%        | 6.521          | 67,02%        |
| ILLES BALEARS        | 885               | 26,75%        | 2.423          | 73,25%        | 1.501            | 43,86%        | 1.921          | 56,14%        | 265                          | 28,01%        | 681           | 71,99%        | 2.651          | 34,54%        | 5.025          | 65,46%        |
| CANARIAS             | 3.614             | 24,43%        | 11.179         | 75,57%        | 7.361            | 38,82%        | 11.599         | 61,18%        | 1.384                        | 16,75%        | 6.880         | 83,25%        | 12.359         | 29,41%        | 29.658         | 70,59%        |
| CANTABRIA            | 418               | 16,90%        | 2.055          | 83,10%        | 1.400            | 44,91%        | 1.717          | 55,09%        | 133                          | 23,75%        | 427           | 76,25%        | 1.951          | 31,72%        | 4.199          | 68,28%        |
| CASTILLA Y LEÓN      | 1.576             | 15,10%        | 8.864          | 84,90%        | 4.540            | 46,66%        | 5.190          | 53,34%        | 852                          | 32,77%        | 1.748         | 67,23%        | 6.968          | 30,60%        | 15.802         | 69,40%        |
| CAS TILLA LA MANCHA  | 1.159             | 12,25%        | 8.305          | 87,75%        | 3.949            | 42,75%        | 5.288          | 57,25%        | 537                          | 23,81%        | 1.718         | 76,19%        | 5.645          | 26,94%        | 15.311         | 73,06%        |
| CATALUNYA            | 5.251             | 20,72%        | 20.089         | 79,28%        | 11.381           | 46,88%        | 12.894         | 53,12%        | 1.505                        | 25,39%        | 4.422         | 74,61%        | 18.137         | 32,65%        | 37.405         | 67,35%        |
| C. VALENCIANA        | 3.397             | 16,06%        | 17.754         | 83,94%        | 8.473            | 42,62%        | 11.406         | 57,38%        | 1.016                        | 18,66%        | 4.430         | 81,34%        | 12.886         | 27,73%        | 33.590         | 72,27%        |
| EX TREMADURA         | 838               | 11,18%        | 6.656          | 88,82%        | 2.494            | 42,93%        | 3.315          | 57,07%        | 341                          | 21,90%        | 1.216         | 78,10%        | 3.673          | 24,72%        | 11.187         | 75,28%        |
| GALICIA              | 4.400             | 20,04%        | 17.556         | 79,96%        | 8.141            | 46,99%        | 9.183          | 53,01%        | 1.724                        | 24,84%        | 5.216         | 75,16%        | 14.265         | 30,86%        | 31.955         | 69,14%        |
| MADRID               | 3.634             | 21,63%        | 13.165         | 78,37%        | 6.353            | 48,50%        | 6.747          | 51,50%        | 789                          | 27,88%        | 2.041         | 72,12%        | 10.776         | 32,92%        | 21.953         | 67,08%        |
| MURCIA               | 452               | 11,02%        | 3.648          | 88,98%        | 3.119            | 42,78%        | 4.171          | 57,22%        | 429                          | 17,04%        | 2.088         | 82,96%        | 4.000          | 28,76%        | 9.907          | 71,24%        |
| NAVARRA              | 294               | 17,48%        | 1.388          | 82,52%        | 397              | 48,77%        | 417            | 51,23%        | 72                           | 32,88%        | 147           | 67,12%        | 763            | 28,10%        | 1.952          | 71,90%        |
| PAÍS VASCO           | 808               | 20,67%        | 3.101          | 79,33%        | 2.756            | 52,05%        | 2.539          | 47,95%        | 203                          | 32,90%        | 414           | 67,10%        | 3.767          | 38,36%        | 6.054          | 61,64%        |
| LA RIOJA             | 134               | 17,68%        | 624            | 82,32%        | 379              | 50,00%        | 379            | 50,00%        | 74                           | 29,60%        | 176           | 70,40%        | 587            | 33,24%        | 1.179          | 66,76%        |
| CEUTA                | 202               | 33,44%        | 402            | 66,56%        | 352              | 43,51%        | 457            | 56,49%        | 59                           | 21,00%        | 222           | 79,00%        | 613            | 36,19%        | 1.081          | 63,81%        |
| ME LILLA             | 230               | 37,34%        | 386            | 62,66%        | 384              | 33,45%        | 764            | 66,55%        | 150                          | 21,01%        | 564           | 78,99%        | 764            | 30,83%        | 1.714          | 69,17%        |
| <b>TOTAL</b>         | <b>35.383</b>     | <b>17,86%</b> | <b>162.763</b> | <b>82,14%</b> | <b>86.912</b>    | <b>44,90%</b> | <b>106.635</b> | <b>55,10%</b> | <b>12.655</b>                | <b>22,20%</b> | <b>44.346</b> | <b>77,80%</b> | <b>134.950</b> | <b>30,08%</b> | <b>313.744</b> | <b>69,92%</b> |

## 1.4 SITUACIÓN Y EVOLUCIÓN DE LA GESTIÓN EN TRÁMITE INICIAL

| DATOS BÁSICOS DE LA GESTIÓN ESTATAL DE LAS PNCs |                   |           |           |              |                  |           |           |              |             |           |           |              |
|---|-------------------|-----------|-----------|--------------|------------------|-----------|-----------|--------------|-------------|-----------|-----------|--------------|
| Año 2011  | PNC DE JUBILACIÓN |           |           |              | PNC DE INVALIDEZ |           |           |              | TOTAL PNCs  |           |           |              |
|   | Solicitadas       | Resueltas | Aprobadas | Pendte. Real | Solicitadas      | Resueltas | Aprobadas | Pendte. Real | Solicitadas | Resueltas | Aprobadas | Pendte. Real |
| Media 2010                                      | 2.267             | 2.139     | 1.263     | 7.099        | 2.421            | 2.410     | 1.240     | 13.591       | 4.688       | 4.750     | 2.502     | 20.690       |
| Enero   | 2.088             | 1.652     | 997       | 7.535        | 2.312            | 1.860     | 936       | 14.043       | 4.400       | 3.512     | 1.933     | 21.578       |
| Febrero   | 2.877             | 2.683     | 1.762     | 7.729        | 2.673            | 2.925     | 1.547     | 13.791       | 5.550       | 5.608     | 3.309     | 21.520       |
| Marzo   | 2.678             | 2.910     | 1.991     | 7.497        | 2.735            | 3.135     | 1.565     | 13.391       | 5.413       | 6.045     | 3.556     | 20.888       |
| Abril   | 2.321             | 2.376     | 1.597     | 7.442        | 2.406            | 2.663     | 1.329     | 13.134       | 4.727       | 5.039     | 2.926     | 20.576       |
| Mayo  |                   |           |           |              |                  |           |           |              |             |           |           |              |
| Junio   |                   |           |           |              |                  |           |           |              |             |           |           |              |
| Julio   |                   |           |           |              |                  |           |           |              |             |           |           |              |
| Agosto  |                   |           |           |              |                  |           |           |              |             |           |           |              |
| Setiembre                                       |                   |           |           |              |                  |           |           |              |             |           |           |              |
| Octubre   |                   |           |           |              |                  |           |           |              |             |           |           |              |
| Noviembre                                       |                   |           |           |              |                  |           |           |              |             |           |           |              |
| Diciembre                                       |                   |           |           |              |                  |           |           |              |             |           |           |              |
| Total Año                                       | 9.964             | 9.621     | 6.347     | 7.442        | 10.126           | 10.583    | 5.377     | 13.134       | 20.090      | 20.204    | 11.724    | 20.576       |
| Media 2011                                      | 2.491             | 2.405     | 1.587     |              | 2.532            | 2.646     | 1.344     |              | 5.023       | 5.051     | 2.931     |              |

El seguimiento de la gestión de las PNC contempla aquellos aspectos que se corresponden con la situación en trámite inicial de la solicitud de pensión no contributiva de jubilación o invalidez. El análisis parte de los datos básicos facilitados por los distintos órganos gestores correspondientes al mes de abril, relativos a la entrada de solicitudes, resolución y reconocimiento del derecho a pensión, cuyas cifras, a nivel de Estado, se ofrecen en el cuadro anterior. La información que contiene se ha estructurado en secuencia mensual a efectos de poder seguir la evolución de estos trámites de la gestión a lo largo del año 2011, permitiendo así su contraste con las cifras medias anuales de cada uno de los aspectos que se analizan.

Analizando de un modo específico cada uno de los aspectos de la gestión, para el mes de abril se obtienen los siguientes resultados:

- Se han presentado un total de 4.727 solicitudes, de las que el 50,90% corresponde a PNC de invalidez. El análisis comparativo respecto al número de solicitudes presentadas en el mismo mes del año anterior nos muestra un descenso global del 0,25%, que sólo se produce en invalidez, con un 2,55%. Igualmente, si la comparación se efectúa con el promedio de solicitudes presentadas en este año se experimenta un descenso del 5,89% en el número de solicitudes presentadas, que se registra en ambos tipos de pensión.

| SOLICITUDES PRESENTADAS |               |         |                     |        |                   |        |
|-------------------------|---------------|---------|---------------------|--------|-------------------|--------|
| TIPO<br>PNC             | ABRIL<br>2011 |         | MENSUAL 2011        |        | PROMEDIO 2011     |        |
|                         | NUMERO        |         | ABRIL 11 / ABRIL 10 | NUMERO | ABRIL 11 / AÑO 11 |        |
| JUBILACIÓN              | 2.321         | 49,10%  | 2.270               | 2,25%  | 2.491             | -6,82% |
| INVALIDEZ               | 2.406         | 50,90%  | 2.469               | -2,55% | 2.532             | -4,98% |
| TOTAL                   | 4.727         | 100,00% | 4.739               | -0,25% | 5.023             | -5,89% |

Del total de 5.039 solicitudes resueltas, el 52,85% lo han sido de PNC de invalidez. La comparación con el número de solicitudes resueltas en el mismo mes del año anterior pone de manifiesto un descenso global del 0,49%, si bien en jubilación se refleja un ascenso del 1,71%. Si se comparan con el promedio de resoluciones emitidas en el año en curso, se pone un descenso del 0,24%, aunque en invalidez se produce un aumento del 0,64%.

| SOLICITUDES RESUELTAS |               |         |                     |        |                   |        |
|-----------------------|---------------|---------|---------------------|--------|-------------------|--------|
| TIPO<br>PNC           | ABRIL<br>2011 |         | MENSUAL 2011        |        | PROMEDIO 2011     |        |
|                       | NUMERO        |         | ABRIL 11 / ABRIL 10 | NUMERO | ABRIL 11 / AÑO 11 |        |
| JUBILACIÓN            | 2.376         | 47,15%  | 2.336               | 1,71%  | 2.405             | -1,21% |
| INVALIDEZ             | 2.663         | 52,85%  | 2.728               | -2,38% | 2.646             | 0,64%  |
| TOTAL                 | 5.039         | 100,00% | 5.064               | -0,49% | 5.051             | -0,24% |

De las 2.926 solicitudes aprobadas en el mes, el 54,58% ha correspondido a la PNC de jubilación. Si se compara con el número de solicitudes aprobadas en el mismo mes del ejercicio 2010, se constata un descenso global del 2,01%, si bien en jubilación alcanza un aumento del 4,31%. Si la relación se efectúa con el promedio de solicitudes aprobadas en el año en curso se pone de manifiesto un descenso del 0,17%, que en invalidez se eleva hasta el 1,12%.

| SOLICITUDES APROBADAS |               |         |                     |        |                   |        |
|-----------------------|---------------|---------|---------------------|--------|-------------------|--------|
| TIPO<br>PNC           | ABRIL<br>2011 |         | MENSUAL 2011        |        | PROMEDIO 2011     |        |
|                       | NUMERO        |         | ABRIL 11 / ABRIL 10 | NUMERO | ABRIL 11 / AÑO 11 |        |
| JUBILACIÓN            | 1.597         | 54,58%  | 1.531               | 4,31%  | 1.587             | 0,63%  |
| INVALIDEZ             | 1.329         | 45,42%  | 1.455               | -8,66% | 1.344             | -1,12% |
| TOTAL                 | 2.926         | 100,00% | 2.986               | -2,01% | 2.931             | -0,17% |

- El número de solicitudes pendientes de resolución al finalizar el mes de abril ha experimentado en su conjunto un descenso global del 1,49% respecto a los pendientes en gestión habidos finalmente en el mes anterior, que se experimenta en ambos tipos de pensión.

| SOLICITUDES PENDIENTES |               |         |               |         |             |            |
|------------------------|---------------|---------|---------------|---------|-------------|------------|
| TIPO<br>PNC            | ABRIL<br>2011 |         | MARZO<br>2011 |         | DIFERENCIAS |            |
|                        |               |         |               |         | ABSOLUTA    | PORCENTUAL |
| JUBILACIÓN             | 7.442         | 36,17%  | 7.497         | 35,89%  | -55         | -0,73%     |
| INVALIDEZ              | 13.134        | 63,83%  | 13.391        | 64,11%  | -257        | -1,92%     |
| TOTAL                  | 20.576        | 100,00% | 20.888        | 100,00% | -312        | -1,49%     |

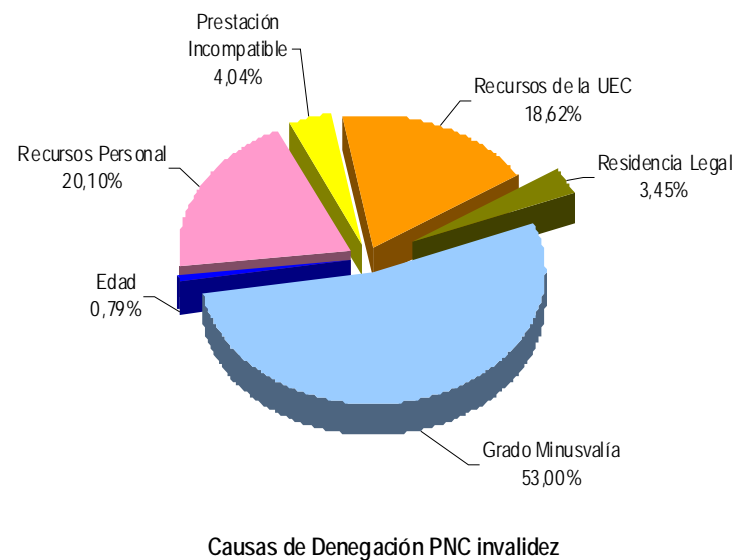
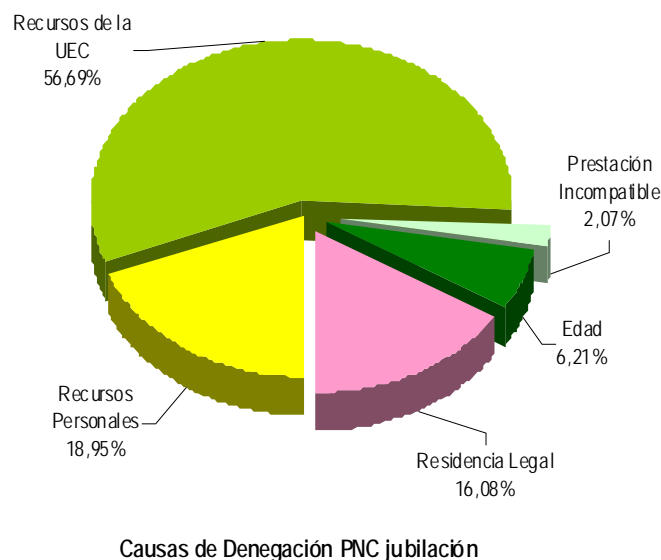
- Los aspectos de la gestión analizados en los puntos anteriores se reflejan en los indicadores de seguimiento que se incluyen en el siguiente cuadro.

| COEFICIENTES DE COBERTURA, RECONOCIMIENTO Y GESTIÓN |                   |                |                |                  |                |                |
|---|-------------------|----------------|----------------|------------------|----------------|----------------|
| Año 2011  | PNC DE JUBILACIÓN |                |                | PNC DE INVALIDEZ |                |                |
|   | Cobertura         | Reconocimiento | Gestión (días) | Cobertura        | Reconocimiento | Gestión (días) |
| Enero   | 79,12%            | 60,35%         | 108            | 80,45%           | 50,32%         | 182            |
| Febrero   | 93,26%            | 65,67%         | 93             | 109,43%          | 52,89%         | 166            |
| Marzo   | 108,66%           | 68,42%         | 88             | 114,63%          | 49,92%         | 156            |
| Abril   | 102,37%           | 67,21%         | 90             | 110,68%          | 49,91%         | 156            |
| Mayo  |                   |                |                |                  |                |                |
| Junio   |                   |                |                |                  |                |                |
| Julio   |                   |                |                |                  |                |                |
| Agosto  |                   |                |                |                  |                |                |
| Setiembre   |                   |                |                |                  |                |                |
| Octubre   |                   |                |                |                  |                |                |
| Noviembre   |                   |                |                |                  |                |                |
| Diciembre   |                   |                |                |                  |                |                |

En esta línea cabe significar que durante el mes de abril las resoluciones efectuadas en PNC de jubilación han cubierto el 102,37% del volumen de la entrada del mes, coeficiente que en invalidez ofrece una cifra inferior, con un 110,68%. Atendiendo al número de solicitudes pendientes de resolución al finalizar el mes de abril, cabe predecir que el tiempo medio de tramitación sería de 90 días en la PNC de jubilación y de 156 días en invalidez, lo que supone, en relación a los tiempos medios de tramitación de una solicitud en el mes anterior, un incremento de dos días en la pensión de jubilación y exactamente el mismo número de días que el mes anterior en la pensión de invalidez.

Por último, cabe resaltar, como es habitual desde el inicio de la gestión, la mayor proporción de reconocimientos del derecho en la PNC de jubilación frente a invalidez dentro del conjunto de las solicitudes resueltas en cada tipo, dada la mayor selectividad de los requisitos necesarios para el acceso al derecho a PNC de invalidez. En este sentido, el coeficiente de reconocimiento en PNC de jubilación para este mes de abril supera en más de diecisiete puntos al de invalidez.

- **Causas de denegación:** Las causas de denegación mensual en trámite inicial por tipos de pensión en su distribución porcentual han sido las siguientes:



- ✓ En la PNC de jubilación se han denegado 628 solicitudes, de las que 356 lo han sido por superar el límite de recursos económicos establecidos para la UEC.
- ✓ Para la PNC de invalidez, la causa de denegación más frecuente ha sido la de no acreditar el grado de minusvalía en 538 solicitudes, sobre el total de 1.017.
- **Reclamaciones:** Con la información facilitada por los distintos Órganos gestores, excepto los de las provincias de Álava y Guipúzcoa, se han presentado 502 reclamaciones, de las que el 65,14% corresponden a PNC de invalidez. El número de reclamaciones resueltas se ha situado en 563, de las que el 56,48% han sido desestimadas. El número de reclamaciones pendientes al finalizar el mes de abril, se sitúa en 2.094, un 9,719% menos que las existentes al comienzo del mes.

#### 1.4 SEGUIMIENTO Y CONTROL DE PENSIONISTAS: REVISIONES DE OFICIO E INSTANCIA DE PARTE

La revisión de oficio es iniciada por el órgano gestor cuando, como resultado de las medidas de control disponibles o implantadas, conoce cualquier dato o información que pueda producir o haya producido variación sobrevenida en los requisitos, y ello pueda dar lugar a la modificación de la cuantía, a la suspensión o a la extinción del derecho a la pensión, procediendo, en su caso, al abono de atrasos o a la reclamación de cantidades indebidamente percibidas. Por otro lado, las de instancia de parte, se inician cuando el interesado, en cumplimiento de sus obligaciones, comunica al órgano gestor cualquier variación sobrevenida en su situación que pudiera tener incidencia en el derecho o en la cuantía reconocida de la pensión, siendo sus efectos resultantes idénticos a los indicados para las revisiones de oficio.

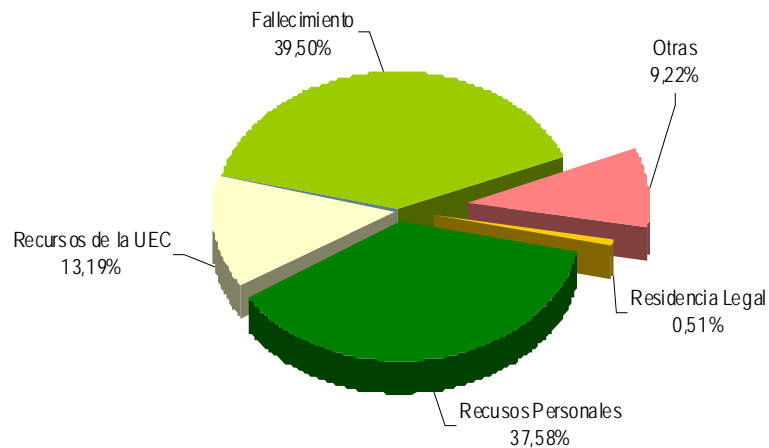
El análisis parte de los datos básicos correspondientes al mes de abril, relativos al volumen global de revisiones a efectuar en el mes, las efectuadas, y el detalle de las situaciones finales derivadas de dicho proceso, cuyas cifras se ofrecen en el cuadro siguiente.

| DATOS DE LA GESTIÓN ESTATAL DE LAS REVISIONES DE OFICIO E INSTANCIA DE PARTE PNCs |                   |                       |              |            |              |               |                  |                       |              |              |              |               |               |                       |              |              |               |               |
|---|-------------------|-----------------------|--------------|------------|--------------|---------------|------------------|-----------------------|--------------|--------------|--------------|---------------|---------------|-----------------------|--------------|--------------|---------------|---------------|
| Año 2011  | PNC DE JUBILACIÓN |                       |              |            |              |               | PNC DE INVALIDEZ |                       |              |              |              |               | Total PNCs    |                       |              |              |               |               |
|   | Entrada           | Revisiones Efectuadas |              |            |              |               | Entrada          | Revisiones Efectuadas |              |              |              |               | Entrada       | Revisiones Efectuadas |              |              |               |               |
|   |                   | Sin Mod.              | Con Mod.     | Suspensión | Ext. Dho.    | Total         |                  | Sin Mod.              | Con Mod.     | Suspensión   | Ext. Dho.    | Total         |               | Sin Mod.              | Con Mod.     | Suspensión   | Ext. Dho.     | Total         |
| Enero   | 2.303             | 255                   | 396          | 97         | 1.398        | 2.146         | 3.526            | 425                   | 904          | 390          | 928          | 2.647         | 5.829         | 680                   | 1.300        | 487          | 2.326         | 4.793         |
| Febrero   | 2.879             | 390                   | 623          | 91         | 1.796        | 2.900         | 4.160            | 981                   | 1.493        | 376          | 1.410        | 4.260         | 7.039         | 1.371                 | 2.116        | 467          | 3.206         | 7.160         |
| Marzo   | 3.107             | 569                   | 702          | 117        | 1.787        | 3.175         | 5.008            | 1.239                 | 1.707        | 398          | 1.615        | 4.959         | 8.115         | 1.808                 | 2.409        | 515          | 3.402         | 8.134         |
| Abril   | 2.888             | 738                   | 632          | 89         | 1.562        | 3.021         | 4.073            | 1.204                 | 1.307        | 389          | 1.298        | 4.198         | 6.961         | 1.942                 | 1.939        | 478          | 2.860         | 7.219         |
| Mayo  |                   |                       |              |            |              |               |                  |                       |              |              |              |               |               |                       |              |              |               |               |
| Junio   |                   |                       |              |            |              |               |                  |                       |              |              |              |               |               |                       |              |              |               |               |
| Julio   |                   |                       |              |            |              |               |                  |                       |              |              |              |               |               |                       |              |              |               |               |
| Agosto  |                   |                       |              |            |              |               |                  |                       |              |              |              |               |               |                       |              |              |               |               |
| Setiembre   |                   |                       |              |            |              |               |                  |                       |              |              |              |               |               |                       |              |              |               |               |
| Octubre   |                   |                       |              |            |              |               |                  |                       |              |              |              |               |               |                       |              |              |               |               |
| Noviembre   |                   |                       |              |            |              |               |                  |                       |              |              |              |               |               |                       |              |              |               |               |
| Diciembre   |                   |                       |              |            |              |               |                  |                       |              |              |              |               |               |                       |              |              |               |               |
| <b>Total Año</b>  | <b>11.177</b>     | <b>1.952</b>          | <b>2.353</b> | <b>394</b> | <b>6.543</b> | <b>11.242</b> | <b>16.767</b>    | <b>3.849</b>          | <b>5.411</b> | <b>1.553</b> | <b>5.251</b> | <b>16.064</b> | <b>27.944</b> | <b>5.801</b>          | <b>7.764</b> | <b>1.947</b> | <b>11.794</b> | <b>27.306</b> |
| <b>Media mensual</b>  | <b>2.794</b>      | <b>488</b>            | <b>588</b>   | <b>99</b>  | <b>1.636</b> | <b>2.811</b>  | <b>4.192</b>     | <b>962</b>            | <b>1.353</b> | <b>388</b>   | <b>1.313</b> | <b>4.016</b>  | <b>6.986</b>  | <b>1.450</b>          | <b>1.941</b> | <b>487</b>   | <b>2.949</b>  | <b>6.827</b>  |

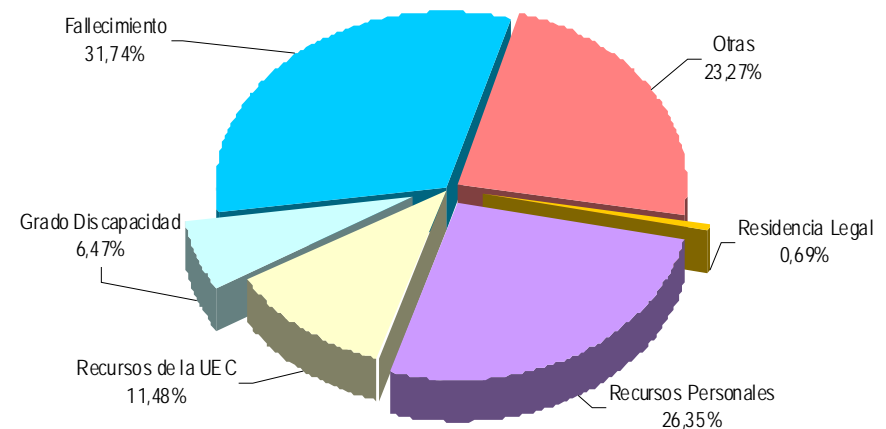
Analizando de modo específico cada uno de los aspectos señalados, para el mes de abril se obtienen los siguientes resultados:

- ✓ Se han iniciado en el mes 6.961 revisiones, de las que el 58,51% lo son de PNC de invalidez y se ha emitido resolución sobre un total de 7.219 revisiones, de las que el 58,15% corresponden a PNC de invalidez.
- ✓ El 26,89% de las revisiones efectuadas no han supuesto variación alguna en el derecho y en la cuantía de la pensión no contributiva.
- ✓ En el 23,02% de las revisiones efectuadas se ha modificado la cuantía de la pensión, de las que el 61,97% corresponden a pensionistas de invalidez y en las que se han incluido 93 recuperaciones del derecho por el cese en actividad laboral, así como 184 declaraciones de compatibilidad en el percibo de la pensión de invalidez con los ingresos derivados de esa actividad conforme al artículo 147.2 de la Ley General de la Seguridad Social, introducido por la Ley 8/2005.
- ✓ El número total de suspensiones efectuadas se cifra en 478, el 6,62% del total de procedimientos de revisión sobre los que se ha dictado resolución. Del total de suspensiones, 137 vienen motivadas porque el pensionista de invalidez ha iniciado una actividad laboral, sin que proceda declarar la compatibilidad en el percibo de la pensión con los ingresos derivados de dicha actividad.

Causas de Extinción PNC jubilación



Causas de Extinción PNC invalidez



- ✓ Se ha extinguido el derecho a 2.860 pensionistas, de los que el 54,27% disfrutaban de PNC de jubilación. Los gráficos anteriores reflejan los distintos motivos de extinción en ambas prestaciones. Las causas económicas en su conjunto –personal más U.E.C.- se configuran globalmente como el primer motivo de extinción, en jubilación alcanza el 51,77%, y en invalidez el 37,83%, preeminencia que se motiva en la posición que registran las extinciones motivadas en que el pensionista dispone de recursos suficientes. La primera causa de extinción del derecho en el total de PNC ha sido la del fallecimiento del pensionista, que en jubilación supone el 39,50% del total de causas de extinción.



ANEXOS PNC

1a NÚMERO DE PENSIONES E IMPORTES DE LAS NÓMINAS

| PENSIONES NO CONTRIBUTIVAS (PNCs)<br>EVOLUCIÓN DE LAS NÓMINAS |                       |                       |                       | TOTAL ESTADO<br>CON NAVARRA Y EL PAÍS VASCO |           |         |
|---|-----------------------|-----------------------|-----------------------|---|-----------|---------|
| AÑO/MENSUALIDAD   | IMPORTES BRUTOS       |                       |                       | NÚMERO DE PENSIONES POR TIPO                |           |         |
|   | JUBILACIÓN            | INVALIDEZ             | TOTAL                 | JUBILACIÓN                                  | INVALIDEZ | TOTAL   |
| AÑO 2004  | 1.018.808.143,43      | 859.701.119,41        | 1.878.509.262,84      | 280.338                                     | 206.953   | 487.291 |
| AÑO 2005  | 1.056.521.365,48      | 889.294.393,94        | 1.945.815.759,42      | 278.556                                     | 204.686   | 483.242 |
| AÑO 2006  | 1.082.941.167,54      | 918.806.462,89        | 2.001.747.630,43      | 274.266                                     | 204.383   | 478.649 |
| AÑO 2007  | 1.120.586.681,01      | 956.197.098,26        | 2.076.783.779,27      | 267.702                                     | 201.751   | 469.453 |
| AÑO 2008  | 1.147.960.868,04      | 977.108.236,72        | 2.125.069.104,76      | 262.960                                     | 197.884   | 460.844 |
| AÑO 2009  | 1.154.017.053,22      | 989.070.138,79        | 2.143.087.192,01      | 258.873                                     | 196.782   | 455.655 |
| AÑO 2010 (1)  | 1.169.985.060,79      | 1.008.786.982,67      | 2.178.772.043,46      | 254.989                                     | 195.962   | 450.951 |
| AÑO 2011  |                       |                       |                       |   |           |         |
| ENERO (2)   | 85.479.167,24         | 74.006.127,97         | 159.485.295,21        | 255.585                                     | 196.648   | 452.233 |
| FEBRERO   | 84.096.635,96         | 72.659.622,55         | 156.756.258,51        | 255.441                                     | 194.904   | 450.345 |
| MARZO   | 84.557.647,61         | 73.280.471,62         | 157.838.119,23        | 255.309                                     | 195.144   | 450.453 |
| ABRIL   | 84.609.245,23         | 73.295.448,52         | 157.904.693,75        | 254.982                                     | 194.993   | 449.975 |
| MAYO  |                       |                       |                       |   |           |         |
| JUNIO*  |                       |                       |                       |   |           |         |
| JULIO   |                       |                       |                       |   |           |         |
| AGOSTO  |                       |                       |                       |   |           |         |
| SETIEMBRE   |                       |                       |                       |   |           |         |
| OCTUBRE   |                       |                       |                       |   |           |         |
| NOVIEMBRE*  |                       |                       |                       |   |           |         |
| DICIEMBRE   |                       |                       |                       |   |           |         |
| <b>TOTAL AÑO 2011 (3)</b>                                     | <b>340.853.721,04</b> | <b>295.205.170,66</b> | <b>636.058.891,70</b> |   |           |         |

\* Junto a la mensualidad se abona una paga extra

(1) En importes se incluye lo abonado por el segundo pago del complemento por alquiler del año 2009 y por el primero al cuarto pago del complemento por alquiler del año 2010.

También están incluidos los importes abonados en concepto de paga única por desviación del IPC previsto para el periodo noviembre 2009 - noviembre 2010, excepto Cataluña, País Vasco y Navarra.

(2) En importes está incluido lo abonado en concepto de paga única por desviación del IPC previsto para el periodo noviembre 2009 - noviembre 2010 correspondiente a Cataluña, País Vasco y Navarra.

(3) En importes se incluye lo abonado en el quinto pago del complemento por alquiler del año 2010 y por el primero del año 2011.

# PENSIONES NO CONTRIBUTIVAS DE LA SEGURIDAD SOCIAL

PENSIONES E IMPORTE DE LA NÓMINA AÑO 2011

ABRIL

| CC.AA.<br>Y/O<br>PROVINCIAS | PNC DE JUBILACIÓN      |                     |                     | PNC DE INVALIDEZ       |                     |                     | TOTAL JUBILACIÓN E INVALIDEZ |                      |                     |
|-----------------------------|------------------------|---------------------|---------------------|------------------------|---------------------|---------------------|------------------------------|----------------------|---------------------|
|                             | NÚMERO<br>DE PENSIONES | IMPORTE<br>BRUTO    | PROMEDIO<br>MENSUAL | NÚMERO<br>DE PENSIONES | IMPORTE<br>BRUTO    | PROMEDIO<br>MENSUAL | NÚMERO<br>DE PENSIONES       | IMPORTE<br>BRUTO     | PROMEDIO<br>MENSUAL |
| ANDALUCÍA                   | 58.410                 | 19.273.583,55       | 329,97              | 45.239                 | 16.834.174,64       | 372,12              | 103.649                      | 36.107.758,19        | 348,37              |
| ALMERÍA                     | 3.716                  | 1.218.302,29        | 327,85              | 3.020                  | 1.111.557,10        | 368,07              | 6.736                        | 2.329.859,39         | 345,88              |
| CÁDIZ                       | 9.803                  | 3.305.274,16        | 337,17              | 9.272                  | 3.389.880,97        | 365,60              | 19.075                       | 6.695.155,13         | 350,99              |
| CÓRDOBA                     | 5.526                  | 1.813.345,09        | 328,15              | 4.074                  | 1.546.793,40        | 379,67              | 9.600                        | 3.360.138,49         | 350,01              |
| GRANADA                     | 4.669                  | 1.525.215,18        | 326,67              | 4.465                  | 1.717.958,48        | 384,76              | 9.134                        | 3.243.173,66         | 355,07              |
| HUELVA                      | 3.540                  | 1.168.601,26        | 330,11              | 3.291                  | 1.188.443,15        | 361,12              | 6.831                        | 2.357.044,41         | 345,05              |
| JAÉN                        | 4.160                  | 1.367.836,61        | 328,81              | 2.769                  | 1.019.146,16        | 368,06              | 6.929                        | 2.386.982,77         | 344,49              |
| MÁLAGA                      | 13.107                 | 4.352.982,18        | 332,11              | 8.930                  | 3.253.090,28        | 364,29              | 22.037                       | 7.606.072,46         | 345,15              |
| SEVILLA                     | 13.889                 | 4.522.026,78        | 325,58              | 9.418                  | 3.607.305,10        | 383,02              | 23.307                       | 8.129.331,88         | 348,79              |
| <b>ARAGÓN</b>               | <b>5.082</b>           | <b>1.699.986,06</b> | <b>334,51</b>       | <b>2.877</b>           | <b>1.059.091,86</b> | <b>368,12</b>       | <b>7.959</b>                 | <b>2.759.077,92</b>  | <b>346,66</b>       |
| HUESCA                      | 1.297                  | 431.499,15          | 332,69              | 625                    | 224.891,81          | 359,83              | 1.922                        | 656.390,96           | 341,51              |
| TERUEL                      | 596                    | 208.706,79          | 350,18              | 248                    | 94.651,45           | 381,66              | 844                          | 303.358,24           | 359,43              |
| ZARAGOZA                    | 3.189                  | 1.059.780,12        | 332,32              | 2.004                  | 739.548,60          | 369,04              | 5.193                        | 1.799.328,72         | 346,49              |
| <b>ASTURIAS</b>             | <b>4.988</b>           | <b>1.675.864,35</b> | <b>335,98</b>       | <b>4.767</b>           | <b>1.733.475,07</b> | <b>363,64</b>       | <b>9.755</b>                 | <b>3.409.339,42</b>  | <b>349,50</b>       |
| <b>ILLES BALEARS</b>        | <b>4.241</b>           | <b>1.382.908,25</b> | <b>326,08</b>       | <b>3.434</b>           | <b>1.314.654,59</b> | <b>382,83</b>       | <b>7.675</b>                 | <b>2.697.562,84</b>  | <b>351,47</b>       |
| <b>CANARIAS</b>             | <b>23.043</b>          | <b>7.886.757,26</b> | <b>342,26</b>       | <b>19.023</b>          | <b>7.646.757,32</b> | <b>401,97</b>       | <b>42.066</b>                | <b>15.533.514,58</b> | <b>369,27</b>       |
| LAS PALMAS                  | 8.806                  | 3.102.105,42        | 352,27              | 6.711                  | 2.725.602,32        | 406,14              | 15.517                       | 5.827.707,74         | 375,57              |
| S.C. TENERIFE               | 14.237                 | 4.784.651,84        | 336,07              | 12.312                 | 4.921.155,00        | 399,70              | 26.549                       | 9.705.806,84         | 365,58              |
| <b>CANTABRIA</b>            | <b>3.026</b>           | <b>962.490,52</b>   | <b>318,07</b>       | <b>3.124</b>           | <b>1.137.712,10</b> | <b>364,18</b>       | <b>6.150</b>                 | <b>2.100.202,62</b>  | <b>341,50</b>       |
| <b>CASTILLA Y LEÓN</b>      | <b>13.075</b>          | <b>4.388.782,48</b> | <b>335,66</b>       | <b>9.763</b>           | <b>3.674.793,54</b> | <b>376,40</b>       | <b>22.838</b>                | <b>8.063.576,02</b>  | <b>353,08</b>       |
| ÁVILA                       | 1.196                  | 407.517,89          | 340,73              | 788                    | 294.427,78          | 373,64              | 1.984                        | 701.945,67           | 353,80              |
| BURGOS                      | 1.340                  | 460.833,13          | 343,91              | 1.246                  | 473.583,50          | 380,08              | 2.586                        | 934.416,63           | 361,34              |
| LEÓN                        | 2.400                  | 785.526,78          | 327,30              | 2.327                  | 881.543,69          | 378,83              | 4.727                        | 1.667.070,47         | 352,67              |
| PALENCIA                    | 1.019                  | 344.446,61          | 338,02              | 731                    | 268.131,83          | 366,80              | 1.750                        | 612.578,44           | 350,04              |
| SALAMANCA                   | 2.722                  | 924.957,61          | 339,81              | 1.407                  | 531.908,42          | 378,04              | 4.129                        | 1.456.866,03         | 352,84              |
| SEGOVIA                     | 487                    | 166.638,17          | 342,17              | 464                    | 175.259,17          | 377,71              | 951                          | 341.897,34           | 359,51              |
| SORIA                       | 349                    | 119.923,61          | 343,62              | 158                    | 59.290,15           | 375,25              | 507                          | 179.213,76           | 353,48              |
| VALLADOLID                  | 2.202                  | 727.920,32          | 330,57              | 1.689                  | 627.223,83          | 371,36              | 3.891                        | 1.355.144,15         | 348,28              |
| ZAMORA                      | 1.360                  | 451.018,36          | 331,63              | 953                    | 363.425,17          | 381,35              | 2.313                        | 814.443,53           | 352,12              |
| <b>CASTILLA-LA MANCHA</b>   | <b>11.503</b>          | <b>3.821.303,53</b> | <b>332,20</b>       | <b>9.450</b>           | <b>3.571.972,32</b> | <b>377,99</b>       | <b>20.953</b>                | <b>7.393.275,85</b>  | <b>352,85</b>       |
| ALBACETE                    | 2.274                  | 769.336,47          | 338,32              | 2.102                  | 798.881,38          | 380,06              | 4.376                        | 1.568.217,85         | 358,37              |
| CIUDAD REAL                 | 3.191                  | 1.092.806,34        | 342,47              | 2.754                  | 1.049.328,47        | 381,02              | 5.945                        | 2.142.134,81         | 360,33              |
| CUENCA                      | 1.441                  | 479.426,59          | 332,70              | 1.400                  | 505.587,20          | 361,13              | 2.841                        | 985.013,79           | 346,71              |
| GUADALAJARA                 | 600                    | 202.319,12          | 337,20              | 592                    | 228.711,65          | 386,34              | 1.192                        | 431.030,77           | 361,60              |
| TOLEDO                      | 3.997                  | 1.277.415,01        | 319,59              | 2.602                  | 989.463,62          | 380,27              | 6.599                        | 2.266.878,63         | 343,52              |

(Continúa al dorso)

| CC.AA.<br>Y/O<br>PROVINCIAS | PNC DE JUBILACIÓN      |                      |                     | PNC DE INVALIDEZ       |                      |                     | TOTAL JUBILACIÓN E INVALIDEZ |                       |                     |
|-----------------------------|------------------------|----------------------|---------------------|------------------------|----------------------|---------------------|------------------------------|-----------------------|---------------------|
|                             | NÚMERO<br>DE PENSIONES | IMPORTE<br>BRUTO     | PROMEDIO<br>MENSUAL | NÚMERO<br>DE PENSIONES | IMPORTE<br>BRUTO     | PROMEDIO<br>MENSUAL | NÚMERO<br>DE PENSIONES       | IMPORTE<br>BRUTO      | PROMEDIO<br>MENSUAL |
| CATALUNYA                   | 31.241                 | 10.097.213,22        | 323,20              | 24.303                 | 8.934.313,47         | 367,62              | 55.544                       | 19.031.526,69         | 342,64              |
| BARCELONA                   | 23.064                 | 7.410.817,15         | 321,32              | 18.092                 | 6.644.219,95         | 367,25              | 41.156                       | 14.055.037,10         | 341,51              |
| GIRONA                      | 2.299                  | 777.134,49           | 338,03              | 1.675                  | 630.232,77           | 376,26              | 3.974                        | 1.407.367,26          | 354,14              |
| LLEIDA                      | 2.410                  | 782.616,49           | 324,74              | 1.282                  | 475.710,80           | 371,07              | 3.692                        | 1.258.327,29          | 340,83              |
| TARRAGONA                   | 3.468                  | 1.126.645,09         | 324,87              | 3.254                  | 1.184.149,95         | 363,91              | 6.722                        | 2.310.795,04          | 343,77              |
| COMUNIDAD VALENCIANA        | 26.647                 | 8.644.068,67         | 324,39              | 19.981                 | 7.472.661,32         | 373,99              | 46.628                       | 16.116.729,99         | 345,64              |
| ALICANTE                    | 9.533                  | 3.124.469,76         | 327,75              | 6.518                  | 2.410.306,42         | 369,79              | 16.051                       | 5.534.776,18          | 344,82              |
| CASTELLÓN                   | 1.508                  | 479.729,31           | 318,12              | 2.095                  | 769.472,25           | 367,29              | 3.603                        | 1.249.201,56          | 346,71              |
| VALENCIA                    | 15.606                 | 5.039.869,60         | 322,94              | 11.368                 | 4.292.882,65         | 377,63              | 26.974                       | 9.332.752,25          | 345,99              |
| EXTREMADURA                 | 9.099                  | 3.112.609,80         | 342,08              | 5.827                  | 2.168.428,83         | 372,13              | 14.926                       | 5.281.038,63          | 353,81              |
| BADAJOS                     | 6.347                  | 2.189.376,59         | 344,95              | 3.968                  | 1.472.602,32         | 371,12              | 10.315                       | 3.661.978,91          | 355,01              |
| CÁCERES                     | 2.752                  | 923.233,21           | 335,48              | 1.859                  | 695.826,51           | 374,30              | 4.611                        | 1.619.059,72          | 351,13              |
| GALICIA                     | 28.894                 | 9.576.020,81         | 331,42              | 17.406                 | 6.374.338,60         | 366,22              | 46.300                       | 15.950.359,41         | 344,50              |
| A CORUÑA                    | 12.022                 | 3.992.665,35         | 332,11              | 6.643                  | 2.432.410,80         | 366,16              | 18.665                       | 6.425.076,15          | 344,23              |
| LUGO                        | 3.589                  | 1.184.489,21         | 330,03              | 1.890                  | 702.236,32           | 371,55              | 5.479                        | 1.886.725,53          | 344,36              |
| OURENSE                     | 4.142                  | 1.352.979,52         | 326,65              | 2.518                  | 911.133,11           | 361,85              | 6.660                        | 2.264.112,63          | 339,96              |
| PONTEVEDRA                  | 9.141                  | 3.045.886,73         | 333,21              | 6.355                  | 2.328.558,37         | 366,41              | 15.496                       | 5.374.445,10          | 346,83              |
| MADRID                      | 19.609                 | 6.567.274,58         | 334,91              | 13.148                 | 4.942.204,79         | 375,89              | 32.757                       | 11.509.479,37         | 351,36              |
| MURCIA                      | 6.667                  | 2.290.780,91         | 343,60              | 7.364                  | 2.922.918,89         | 396,92              | 14.031                       | 5.213.699,80          | 371,58              |
| NAVARRA                     | 1.852                  | 594.986,13           | 321,27              | 856                    | 316.147,90           | 369,33              | 2.708                        | 911.134,03            | 336,46              |
| PAÍS VASCO                  | 4.384                  | 1.541.757,31         | 351,68              | 5.716                  | 2.145.493,64         | 375,35              | 10.100                       | 3.687.250,95          | 365,07              |
| ÁLAVA                       | 581                    | 185.851,99           | 319,88              | 521                    | 195.264,87           | 374,79              | 1.102                        | 381.116,86            | 345,84              |
| GUIPÚZCOA                   | 1.226                  | 460.749,02           | 375,81              | 1.518                  | 579.140,22           | 381,52              | 2.744                        | 1.039.889,24          | 378,97              |
| VIZCAYA                     | 2.577                  | 895.156,30           | 347,36              | 3.677                  | 1.371.088,55         | 372,88              | 6.254                        | 2.266.244,85          | 362,37              |
| LA RIOJA                    | 1.009                  | 330.110,03           | 327,17              | 758                    | 282.183,32           | 372,27              | 1.767                        | 612.293,35            | 346,52              |
| CEUTA                       | 883                    | 311.954,63           | 353,29              | 812                    | 319.558,63           | 393,55              | 1.695                        | 631.513,26            | 372,57              |
| MELILLA                     | 1.329                  | 450.793,14           | 339,20              | 1.145                  | 444.567,69           | 388,27              | 2.474                        | 895.360,83            | 361,91              |
| <b>TOTAL ESTADO</b>         | <b>254.982</b>         | <b>84.609.245,23</b> | <b>331,82</b>       | <b>194.993</b>         | <b>73.295.448,52</b> | <b>375,89</b>       | <b>449.975</b>               | <b>157.904.693,75</b> | <b>350,92</b>       |

Deduciones en nómina (PAS, LISMI, P.F.H.C. y Pagos Indevidos):

429.664,30

IMPORTE NETO DE LA NÓMINA:

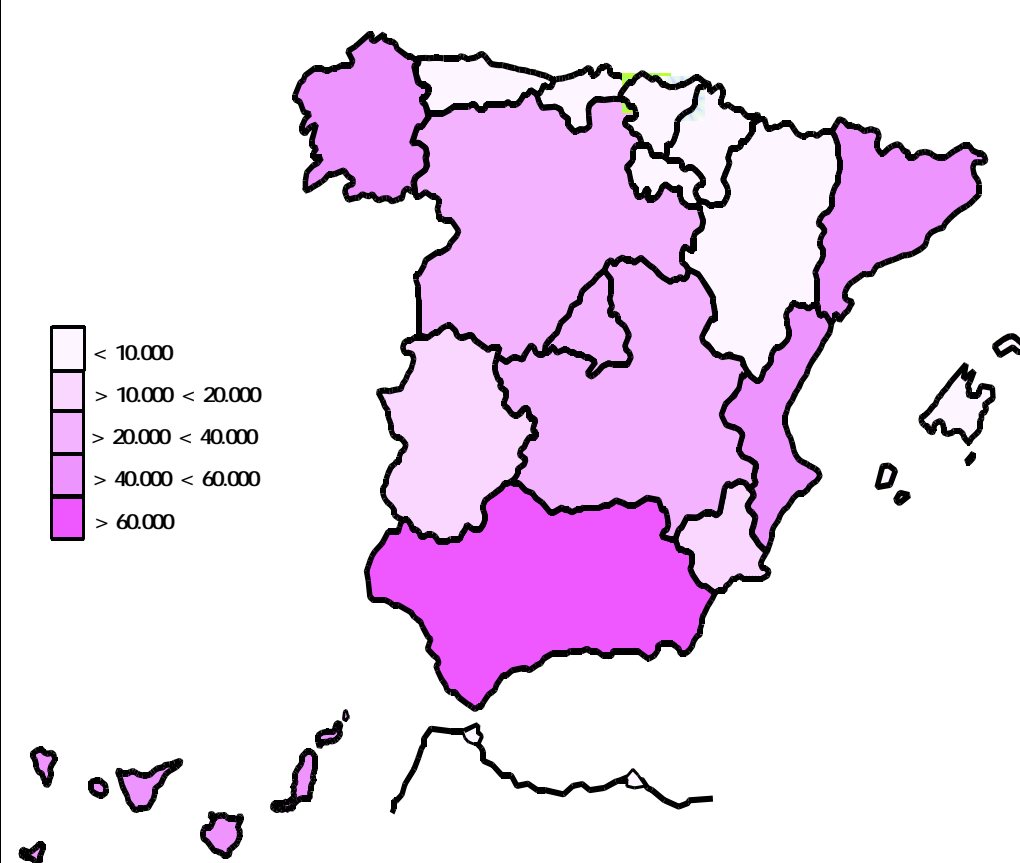
157.475.029,45

## PNCs DE LA SEGURIDAD SOCIAL DE JUBILACIÓN E INVALIDEZ

### DISTRIBUCIÓN TERRITORIAL DEL NÚMERO DE PENSIONES EN LA NÓMINA DE ABRIL DE 2011

| ÁMBITO<br>GEOGRÁFICO | NÚMERO DE PENSIONES POR TIPO |               |                |               |                |               |
|----------------------|------------------------------|---------------|----------------|---------------|----------------|---------------|
|                      | JUBILACIÓN                   | %             | INVALIDEZ      | %             | TOTAL          | %             |
| ANDALUCÍA            | 58.410                       | 22,91         | 45.239         | 23,20         | 103.649        | 23,03         |
| ARAGÓN               | 5.082                        | 1,99          | 2.877          | 1,48          | 7.959          | 1,77          |
| ASTURIAS             | 4.988                        | 1,96          | 4.767          | 2,44          | 9.755          | 2,17          |
| ILLES BALEARS        | 4.241                        | 1,66          | 3.434          | 1,76          | 7.675          | 1,71          |
| CANARIAS             | 23.043                       | 9,04          | 19.023         | 9,76          | 42.066         | 9,35          |
| CANTABRIA            | 3.026                        | 1,19          | 3.124          | 1,60          | 6.150          | 1,37          |
| CASTILLA Y LEÓN      | 13.075                       | 5,13          | 9.763          | 5,01          | 22.838         | 5,08          |
| CASTILLA-LA MANCHA   | 11.503                       | 4,51          | 9.450          | 4,85          | 20.953         | 4,66          |
| CATALUNYA            | 31.241                       | 12,25         | 24.303         | 12,46         | 55.544         | 12,34         |
| C. VALENCIANA        | 26.647                       | 10,45         | 19.981         | 10,25         | 46.628         | 10,36         |
| EXTREMADURA          | 9.099                        | 3,57          | 5.827          | 2,99          | 14.926         | 3,32          |
| GALICIA              | 28.894                       | 11,33         | 17.406         | 8,93          | 46.300         | 10,29         |
| MADRID               | 19.609                       | 7,69          | 13.148         | 6,74          | 32.757         | 7,28          |
| MURCIA               | 6.667                        | 2,61          | 7.364          | 3,78          | 14.031         | 3,12          |
| NAVARRA              | 1.852                        | 0,73          | 856            | 0,44          | 2.708          | 0,60          |
| PAÍS VASCO           | 4.384                        | 1,72          | 5.716          | 2,93          | 10.100         | 2,24          |
| LA RIOJA             | 1.009                        | 0,40          | 758            | 0,39          | 1.767          | 0,39          |
| CEUTA                | 883                          | 0,35          | 812            | 0,42          | 1.695          | 0,38          |
| MELILLA              | 1.329                        | 0,52          | 1.145          | 0,59          | 2.474          | 0,55          |
| <b>TOTAL ESTADO</b>  | <b>254.982</b>               | <b>100,00</b> | <b>194.993</b> | <b>100,00</b> | <b>449.975</b> | <b>100,00</b> |

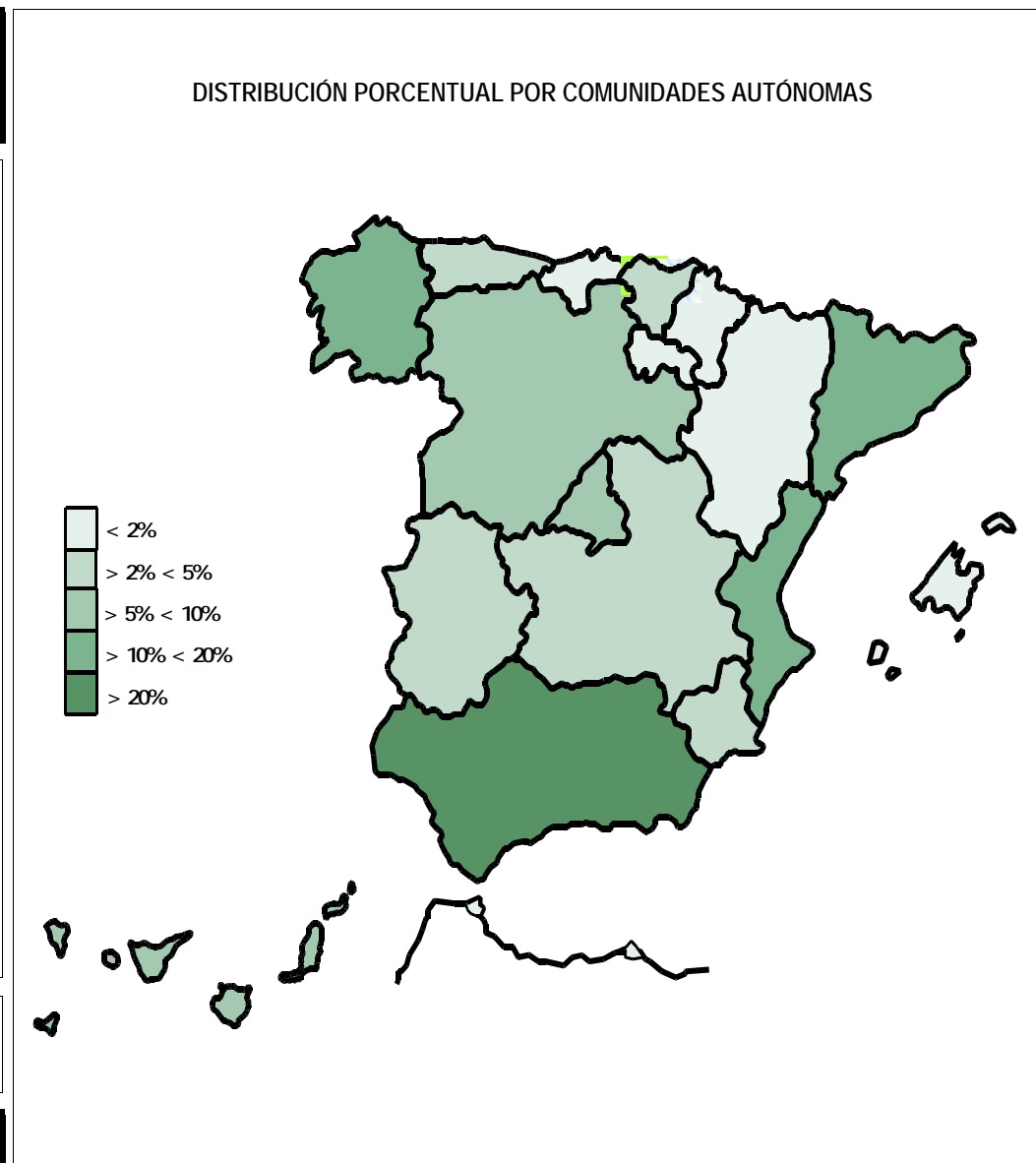
DISTRIBUCIÓN POR COMUNIDADES AUTÓNOMAS



## PNCs DE LA SEGURIDAD SOCIAL DE JUBILACIÓN E INVALIDEZ

### DISTRIBUCIÓN TERRITORIAL DE LOS IMPORTES BRUTOS DE LAS NÓMINAS DEL AÑO 2011 HASTA ABRIL (\*)

| ÁMBITO<br>GEOGRÁFICO | IMPORTES BRUTOS DE LAS NÓMINAS |                       |                       |               |
|----------------------|--------------------------------|-----------------------|-----------------------|---------------|
|                      | JUBILACIÓN                     | INVALIDEZ             | TOTAL                 | %             |
| ANDALUCÍA            | 77.606.383,67                  | 68.089.012,86         | 145.695.396,53        | 22,91         |
| ARAGÓN               | 6.889.709,29                   | 4.310.054,11          | 11.199.763,40         | 1,76          |
| ASTURIAS             | 6.753.536,14                   | 7.060.957,95          | 13.814.494,09         | 2,17          |
| ILLES BALEARS        | 5.738.283,62                   | 5.166.379,72          | 10.904.663,34         | 1,71          |
| CANARIAS             | 31.101.773,73                  | 29.026.835,78         | 60.128.609,51         | 9,45          |
| CANTABRIA            | 3.873.398,26                   | 4.638.178,65          | 8.511.576,91          | 1,34          |
| CASTILLA Y LEÓN      | 17.622.416,74                  | 14.740.436,77         | 32.362.853,51         | 5,09          |
| CASTILLA-LA MANCHA   | 15.336.522,46                  | 14.369.107,37         | 29.705.629,83         | 4,67          |
| CATALUNYA            | 42.099.811,18                  | 37.610.406,40         | 79.710.217,58         | 12,53         |
| C. VALENCIANA        | 34.824.369,44                  | 29.542.150,29         | 64.366.519,73         | 10,12         |
| EXTREMADURA          | 12.202.148,55                  | 8.870.530,09          | 21.072.678,64         | 3,31          |
| GALICIA              | 38.654.490,81                  | 26.024.713,91         | 64.679.204,72         | 10,17         |
| MADRID               | 26.214.135,35                  | 20.004.661,64         | 46.218.796,99         | 7,27          |
| MURCIA               | 8.920.671,26                   | 11.524.462,57         | 20.445.133,83         | 3,21          |
| NAVARRA              | 2.506.125,31                   | 1.339.456,20          | 3.845.581,51          | 0,60          |
| PAÍS VASCO           | 6.156.003,05                   | 8.652.677,97          | 14.808.681,02         | 2,33          |
| LA RIOJA             | 1.334.388,07                   | 1.160.625,06          | 2.495.013,13          | 0,39          |
| CEUTA                | 1.217.014,59                   | 1.286.827,56          | 2.503.842,15          | 0,39          |
| MELILLA              | 1.802.539,52                   | 1.787.695,76          | 3.590.235,28          | 0,56          |
| <b>TOTAL ESTADO</b>  | <b>340.853.721,04</b>          | <b>295.205.170,66</b> | <b>636.058.891,70</b> | <b>100,00</b> |



\* El pago es efectuado por la Tesorería General de la Seguridad Social, excepto Navarra y el País Vasco cuyo pago es efectuado por el Instituto Navarro de Bienestar Social y el Dptº. de Trabajo y Seguridad Social del Gobierno Vasco respectivamente.

## PNCs DE LA SEGURIDAD SOCIAL: ALTAS, BAJAS Y OSCILACIONES EN NÓMINA DE ABRIL DE 2011

| ÁMBITO<br>GEOGRÁFICO | PNC DE JUBILACIÓN |       |              | PNC DE INVALIDEZ |       |              | TOTAL PNCs |       |              |
|----------------------|-------------------|-------|--------------|------------------|-------|--------------|------------|-------|--------------|
|                      | ALTAS             | BAJAS | OSCILACIONES | ALTAS            | BAJAS | OSCILACIONES | ALTAS      | BAJAS | OSCILACIONES |
| ANDALUCÍA            | 402               | 664   | -262         | 360              | 336   | 24           | 762        | 1.000 | -238         |
| ARAGÓN               | 43                | 77    | -34          | 28               | 28    | 0            | 71         | 105   | -34          |
| ASTURIAS             | 39                | 62    | -23          | 42               | 31    | 11           | 81         | 93    | -12          |
| ILLES BALEARS        | 12                | 62    | -50          | 78               | 37    | 41           | 90         | 99    | -9           |
| CANARIAS             | 181               | 259   | -78          | 301              | 148   | 153          | 482        | 407   | 75           |
| CANTABRIA            | 28                | 30    | -2           | 22               | 23    | -1           | 50         | 53    | -3           |
| CASTILLA Y LEÓN      | 100               | 158   | -58          | 94               | 104   | -10          | 194        | 262   | -68          |
| CASTILLA-LA MANCHA   | 81                | 124   | -43          | 105              | 63    | 42           | 186        | 187   | -1           |
| CATALUNYA            | 262               | 252   | 10           | 223              | 174   | 49           | 485        | 426   | 59           |
| C. VALENCIANA        | 230               | 377   | -147         | 180              | 199   | -19          | 410        | 576   | -166         |
| EXTREMADURA          | 64                | 88    | -24          | 41               | 52    | -11          | 105        | 140   | -35          |
| GALICIA              | 203               | 268   | -65          | 112              | 98    | 14           | 315        | 366   | -51          |
| MADRID               | 192               | 207   | -15          | 130              | 120   | 10           | 322        | 327   | -5           |
| MURCIA               | 67                | 113   | -46          | 76               | 49    | 27           | 143        | 162   | -19          |
| NAVARRA              | -                 | -     | -            | -                | -     | -            | -          | -     | -            |
| PAÍS VASCO           | -                 | -     | -            | -                | -     | -            | -          | -     | -            |
| LA RIOJA             | 10                | 9     | 1            | 7                | 7     | 0            | 17         | 16    | 1            |
| CEUTA                | 14                | 11    | 3            | 8                | 6     | 2            | 22         | 17    | 5            |
| MELILLA              | 12                | 8     | 4            | 18               | 11    | 7            | 30         | 19    | 11           |
| TOTAL ESTADO         | 1.940             | 2.769 | -829         | 1.825            | 1.486 | 339          | 3.765      | 4.255 | -490         |

1) No se dispone del movimiento de beneficiarios en nómina de las comunidades de Navarra y el País Vasco

## PNCs DE LA SEGURIDAD SOCIAL: ACUMULADO DE ALTAS, BAJAS Y OSCILACIONES EN NÓMINA AÑO 2011 (1)

| ÁMBITO<br>GEOGRÁFICO | PNC DE JUBILACIÓN |              |               | PNC DE INVALIDEZ |              |              | TOTAL PNCs    |               |               |
|----------------------|-------------------|--------------|---------------|------------------|--------------|--------------|---------------|---------------|---------------|
|                      | ALTAS             | BAJAS        | OSCILACIONES  | ALTAS            | BAJAS        | OSCILACIONES | ALTAS         | BAJAS         | OSCILACIONES  |
| ANDALUCÍA            | 1.497             | 2.069        | -572          | 1.496            | 999          | 497          | 2.993         | 3.068         | -75           |
| ARAGÓN               | 158               | 215          | -57           | 114              | 86           | 28           | 272           | 301           | -29           |
| ASTURIAS             | 154               | 210          | -56           | 147              | 98           | 49           | 301           | 308           | -7            |
| ILLES BALEARS        | 131               | 173          | -42           | 194              | 127          | 67           | 325           | 300           | 25            |
| CANARIAS             | 433               | 690          | -257          | 649              | 478          | 171          | 1.082         | 1.168         | -86           |
| CANTABRIA            | 83                | 101          | -18           | 101              | 86           | 15           | 184           | 187           | -3            |
| CASTILLA Y LEÓN      | 366               | 505          | -139          | 371              | 293          | 78           | 737           | 798           | -61           |
| CASTILLA-LA MANCHA   | 285               | 435          | -150          | 389              | 228          | 161          | 674           | 663           | 11            |
| CATALUNYA            | 1.795             | 2.168        | -373          | 1.283            | 1.289        | -6           | 3.078         | 3.457         | -379          |
| C. VALENCIANA        | 686               | 922          | -236          | 581              | 489          | 92           | 1.267         | 1.411         | -144          |
| EXTREMADURA          | 170               | 379          | -209          | 139              | 222          | -83          | 309           | 601           | -292          |
| GALICIA              | 761               | 1.019        | -258          | 477              | 416          | 61           | 1.238         | 1.435         | -197          |
| MADRID               | 572               | 634          | -62           | 508              | 336          | 172          | 1.080         | 970           | 110           |
| MURCIA               | 182               | 277          | -95           | 282              | 166          | 116          | 464           | 443           | 21            |
| NAVARRA              | -                 | -            | -             | -                | -            | -            | -             | -             | -             |
| PAÍS VASCO           | -                 | -            | -             | -                | -            | -            | -             | -             | -             |
| LA RIOJA             | 38                | 36           | 2             | 35               | 28           | 7            | 73            | 64            | 9             |
| CEUTA                | 31                | 44           | -13           | 39               | 31           | 8            | 70            | 75            | -5            |
| MELILLA              | 26                | 32           | -6            | 64               | 96           | -32          | 90            | 128           | -38           |
| <b>TOTAL ESTADO</b>  | <b>7.368</b>      | <b>9.909</b> | <b>-2.541</b> | <b>6.869</b>     | <b>5.468</b> | <b>1.401</b> | <b>14.237</b> | <b>15.377</b> | <b>-1.140</b> |

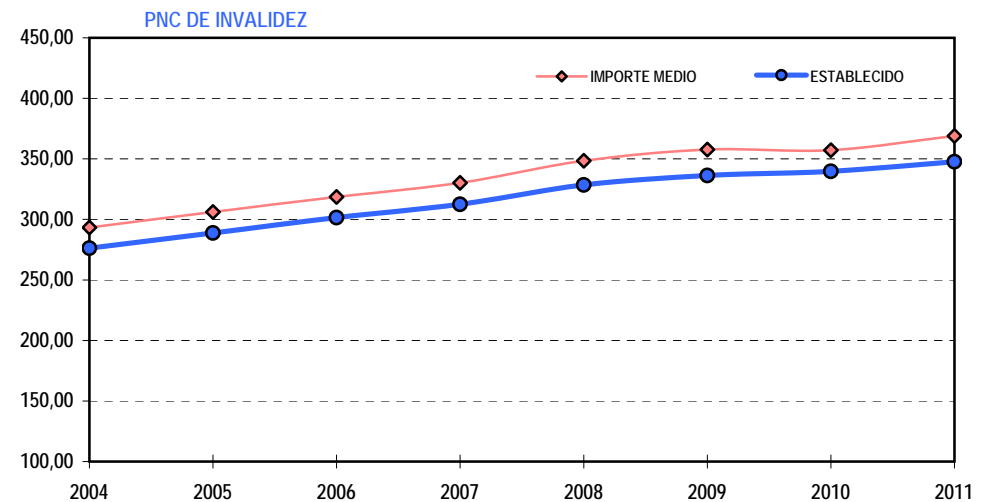
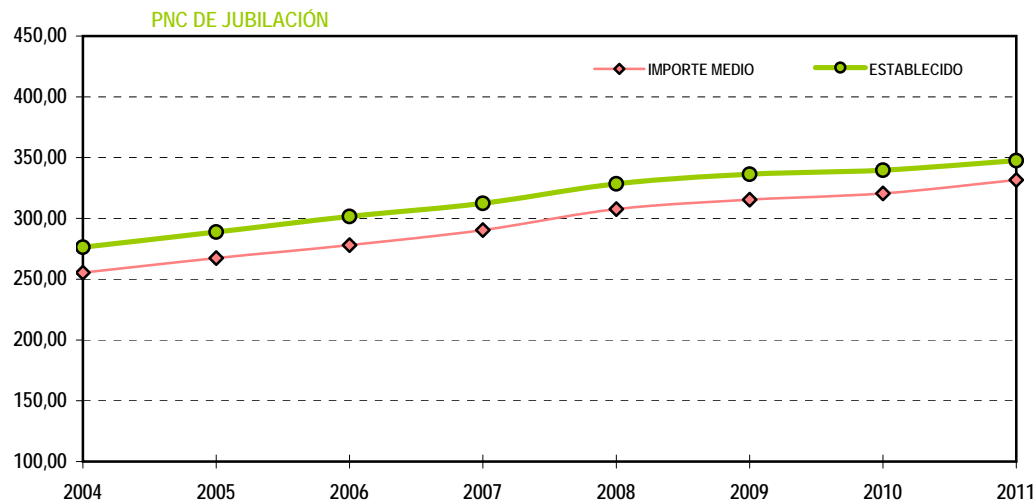
1) No se dispone del movimiento de beneficiarios en nómina de las comunidades de Navarra y el País Vasco

## EVOLUCIÓN IMPORTES MEDIOS PENSIONES NO CONTRIBUTIVAS

|                         | PNC DE JUBILACIÓN |               |               |               |               |               |               |               | PNC DE INVALIDEZ |               |               |               |               |               |               |               |
|-------------------------|-------------------|---------------|---------------|---------------|---------------|---------------|---------------|---------------|------------------|---------------|---------------|---------------|---------------|---------------|---------------|---------------|
|                         | 2004              | 2005          | 2006          | 2007          | 2008          | 2009          | 2010          | 2011          | 2004             | 2005          | 2006          | 2007          | 2008          | 2009          | 2010          | 2011          |
| ENERO                   | 258,14            | 271,45        | 283,55        | 289,48        | 316,06        | 315,68        | 319,21        | 334,45        | 296,89           | 310,82        | 326,58        | 330,27        | 357,42        | 356,26        | 358,94        | 376,34        |
| FEBRERO                 | 254,48            | 265,92        | 276,67        | 287,68        | 306,99        | 314,80        | 319,85        | 329,22        | 290,70           | 305,65        | 317,92        | 330,18        | 346,63        | 356,11        | 362,33        | 348,08        |
| MARZO                   | 257,54            | 270,04        | 281,50        | 292,29        | 308,60        | 316,40        | 321,93        | 331,20        | 297,85           | 309,15        | 325,32        | 333,75        | 350,57        | 359,76        | 367,34        | 375,52        |
| ABRIL                   | 256,61            | 267,38        | 279,64        | 291,04        | 307,89        | 316,18        | 322,42        | 331,82        | 295,48           | 309,21        | 319,43        | 333,82        | 349,65        | 360,88        | 366,96        | 375,89        |
| MAYO                    | 256,70            | 267,15        | 278,58        | 290,65        | 308,81        | 316,90        | 321,34        |               | 296,95           | 308,23        | 318,53        | 330,07        | 350,72        | 360,91        | 365,57        |               |
| JUNIO*                  | 503,38            | 525,71        | 547,74        | 573,54        | 606,10        | 622,25        | 631,82        |               | 571,98           | 597,33        | 623,93        | 649,27        | 682,74        | 700,98        | 708,92        |               |
| JULIO                   | 257,94            | 269,99        | 280,44        | 293,68        | 309,63        | 318,42        | 323,56        |               | 298,72           | 311,01        | 325,10        | 335,30        | 352,90        | 362,57        | 342,22        |               |
| AGOSTO                  | 257,34            | 269,57        | 278,39        | 292,39        | 308,47        | 317,63        | 322,35        |               | 296,49           | 307,74        | 318,56        | 334,34        | 349,40        | 362,41        | 364,72        |               |
| SEPTIEMBRE              | 256,24            | 266,76        | 276,56        | 290,13        | 306,73        | 315,78        | 320,22        |               | 293,33           | 304,41        | 316,98        | 326,75        | 346,52        | 356,45        | 361,22        |               |
| OCTUBRE                 | 256,47            | 268,32        | 278,59        | 292,54        | 307,90        | 316,66        | 322,13        |               | 292,05           | 306,26        | 320,11        | 332,91        | 351,26        | 360,72        | 363,26        |               |
| NOVIEMBRE*              | 503,33            | 529,52        | 549,80        | 577,12        | 609,10        | 625,29        | 635,57        |               | 575,52           | 603,18        | 624,16        | 650,38        | 685,55        | 704,05        | 669,36        |               |
| DICIEMBRE               | 257,27            | 271,06        | 281,19        | 295,54        | 311,70        | 320,33        | 327,85        |               | 299,59           | 313,08        | 323,01        | 336,53        | 355,65        | 366,72        | 369,24        |               |
| <b>IMPORTE MEDIO</b>    | <b>255,39</b>     | <b>267,35</b> | <b>278,05</b> | <b>290,43</b> | <b>307,71</b> | <b>315,45</b> | <b>320,59</b> | <b>331,67</b> | <b>293,25</b>    | <b>306,15</b> | <b>318,55</b> | <b>330,26</b> | <b>348,50</b> | <b>357,70</b> | <b>357,15</b> | <b>368,96</b> |
| <b>IMP. MENSUAL</b>     |                   |               |               |               |               |               |               |               |                  |               |               |               |               |               |               |               |
| ESTABLECIDO             | 276,30            | 288,79        | 301,55        | 312,43        | 328,44        | 336,33        | 339,70        | 347,60        | 276,30           | 288,79        | 301,55        | 312,43        | 328,44        | 336,33        | 339,70        | 347,60        |
| Con comp. 50% T. P. (1) | -                 | -             | -             | -             | -             | -             | -             | -             | 414,45           | 433,19        | 452,33        | 468,65        | 492,66        | 504,50        | 509,55        | 521,40        |
| MÍNIMO 25%              | 69,08             | 72,20         | 75,39         | 78,11         | 82,11         | 84,08         | 84,93         | 86,90         | 69,08            | 72,20         | 75,39         | 78,11         | 82,11         | 84,08         | 84,93         | 86,90         |
| Δ INTERANUAL            | 2,80%             | 4,50%         | 4,40%         | 3,60%         | 5,10%         | 2,40%         | 1,00%         | 2,30%         | 2,80%            | 4,50%         | 4,40%         | 3,60%         | 5,10%         | 2,40%         | 1,00%         | 2,30%         |

(\*) Junto a la mensualidad se abona una paga extra, por lo que la media se calcula sobre 14 pagas.

(1) En la PNC de Invalidez, la cuantía se incrementa en un 50% en los casos en que el beneficiario necesite el concurso de una tercera persona.

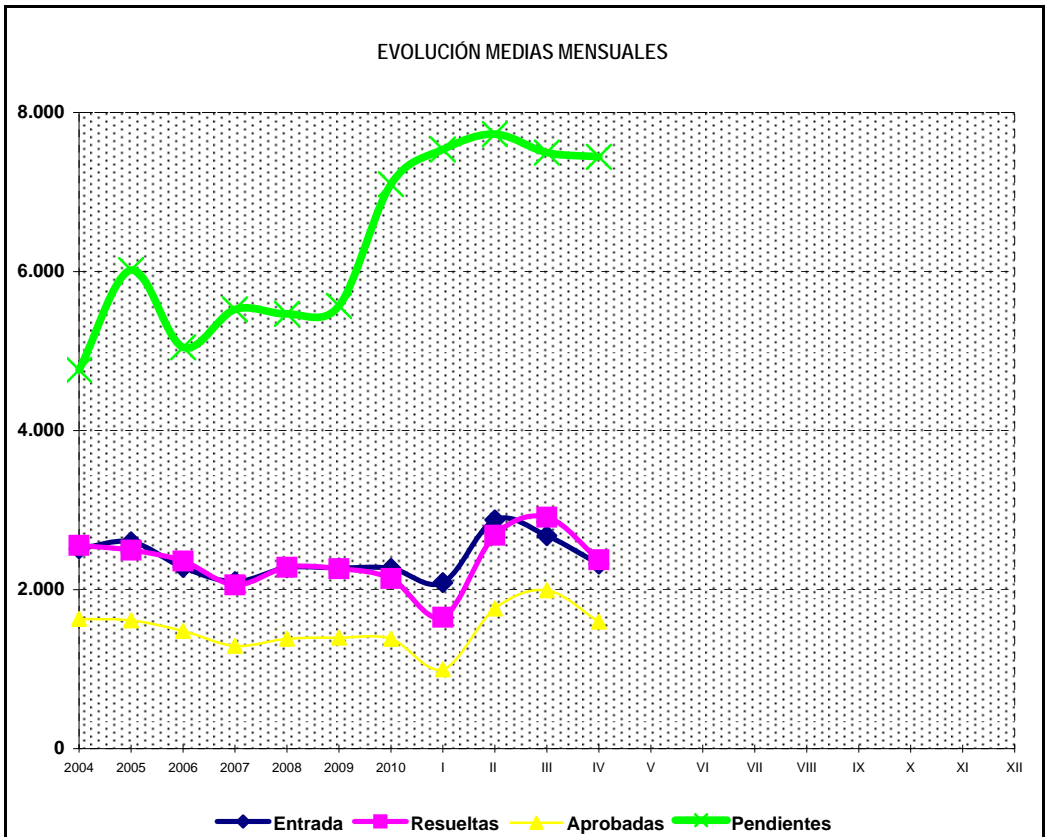
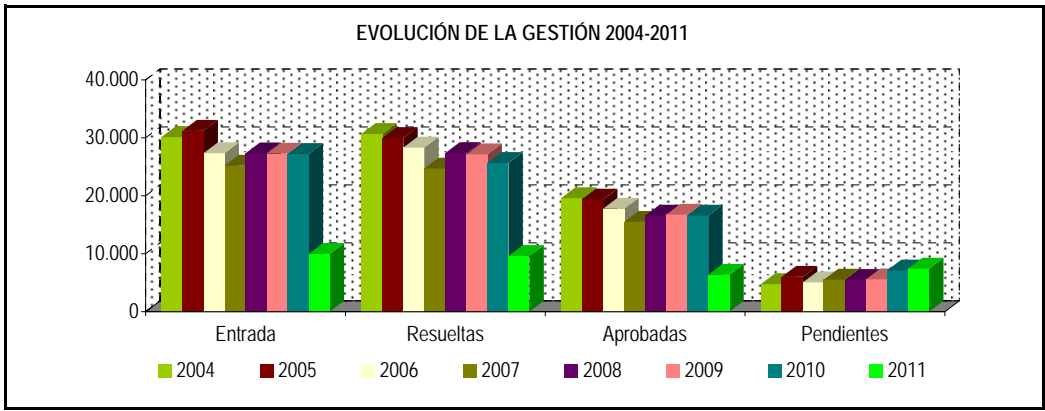


**1b PNC DE JUBILACIÓN: DATOS DE LA GESTIÓN MENSUAL Y ANUAL**

# R.D.L. 1/1994, DE 20 DE JUNIO; T. REF. LGSS PNCs DE LA SEGURIDAD SOCIAL

# JUBILACIÓN

|  |      | Entrada | Resueltas | % R./E. | Aprobadas | % A./R. | No Aprob. | Pendientes |
|--|------|---------|-----------|---------|-----------|---------|-----------|------------|
| G<br>E<br>S<br>T<br>I<br>O<br>N  | 2004 | 30.143  | 30.677    | 101,77% | 19.579    | 63,82%  | 11.098    | 4.762      |
|  | 2005 | 31.221  | 29.964    | 95,97%  | 19.342    | 64,55%  | 10.622    | 6.019      |
|  | 2006 | 27.343  | 28.315    | 103,55% | 17.751    | 62,69%  | 10.564    | 5.047      |
|  | 2007 | 25.186  | 24.709    | 98,11%  | 15.505    | 62,75%  | 9.204     | 5.524      |
|  | 2008 | 27.308  | 27.364    | 100,21% | 16.564    | 60,53%  | 10.800    | 5.468      |
|  | 2009 | 27.264  | 27.164    | 99,63%  | 16.742    | 60,98%  | 10.422    | 5.568      |
|  | 2010 | 27.201  | 25.670    | 94,37%  | 16.574    | 64,57%  | 9.096     | 7.099      |
| M<br>E<br>N<br>S<br>U<br>A<br>L<br>E<br>S<br>*                         | 2004 | 2.512   | 2.556     |         | 1.632     |         | 925       | 4.762      |
|  | 2005 | 2.602   | 2.497     |         | 1.612     |         | 885       | 6.019      |
|  | 2006 | 2.279   | 2.360     |         | 1.479     |         | 880       | 5.047      |
|  | 2007 | 2.099   | 2.059     |         | 1.292     |         | 767       | 5.524      |
|  | 2008 | 2.276   | 2.280     |         | 1.380     |         | 900       | 5.468      |
|  | 2009 | 2.272   | 2.264     |         | 1.395     |         | 869       | 5.568      |
|  | 2010 | 2.267   | 2.139     |         | 1.381     |         | 758       | 7.099      |
| 2011   |      |         |           |         |           |         |           |            |
| I<br>II<br>III<br>IV<br>V<br>VI<br>VII<br>VIII<br>IX<br>X<br>XI<br>XII | I    | 2.088   | 1.652     | 79,12%  | 997       | 60,35%  | 655       | 7.535      |
|  | II   | 2.877   | 2.683     | 93,26%  | 1.762     | 65,67%  | 921       | 7.729      |
|  | III  | 2.678   | 2.910     | 108,66% | 1.991     | 68,42%  | 919       | 7.497      |
|  | IV   | 2.321   | 2.376     | 102,37% | 1.597     | 67,21%  | 779       | 7.442      |
|  | V    |         |           |         |           |         |           |            |
|  | VI   |         |           |         |           |         |           |            |
|  | VII  |         |           |         |           |         |           |            |
|  | VIII |         |           |         |           |         |           |            |
|  | IX   |         |           |         |           |         |           |            |
|  | X    |         |           |         |           |         |           |            |
|  | XI   |         |           |         |           |         |           |            |
|  | XII  |         |           |         |           |         |           |            |
| 2011   |      | 9.964   | 9.621     | 96,56%  | 6.347     | 65,97%  | 3.274     | 7.442      |



\* Pendientes reales

## PENSIÓN NO CONTRIBUTIVA DE JUBILACIÓN

### DATOS DE GESTIÓN CORRESPONDIENTES AL MES DE ABRIL DE 2011

| CC.AA.<br>Y/O<br>PROVINCIAS | PTES.<br>MES<br>ANTERIOR | SOLICITUDES<br>PRESENTADAS |       |     |      |       | A<br>RESOLV.<br>MES | SOLICITUDES RESUELTAS |       |     |      |       |              |         |       |       | PTES.<br>FIN<br>MES |
|-----------------------------|--------------------------|----------------------------|-------|-----|------|-------|---------------------|-----------------------|-------|-----|------|-------|--------------|---------|-------|-------|---------------------|
|                             |                          | NUEVAS                     | LISMI | PAS | INSS | TOTAL |                     | APROBADAS             |       |     |      |       | NO APROBADAS |         | TOTAL |       |                     |
|                             |                          |                            |       |     |      |       |                     | NUEVAS                | LISMI | PAS | INSS | TOTAL | DNG          | CAD-DES |       |       |                     |
| <b>ANDALUCÍA</b>            | 894                      | 435                        | 0     | 14  | 0    | 449   | 1.343               | 393                   | 3     | 8   | 0    | 404   | 97           | 14      | 515   | 828   |                     |
| ALMERÍA                     | 38                       | 16                         | 0     | 0   | 0    | 16    | 54                  | 27                    | 0     | 0   | 0    | 27    | 7            | 3       | 37    | 17    |                     |
| CÁDIZ                       | 153                      | 83                         | 0     | 6   | 0    | 89    | 242                 | 36                    | 0     | 2   | 0    | 38    | 19           | 2       | 59    | 183   |                     |
| CÓRDOBA                     | 77                       | 65                         | 0     | 0   | 0    | 65    | 142                 | 32                    | 0     | 0   | 0    | 32    | 7            | 2       | 41    | 101   |                     |
| GRANADA                     | 53                       | 38                         | 0     | 0   | 0    | 38    | 91                  | 32                    | 0     | 0   | 0    | 32    | 6            | 3       | 41    | 50    |                     |
| HUELVA                      | 21                       | 24                         | 0     | 0   | 0    | 24    | 45                  | 18                    | 0     | 0   | 0    | 18    | 4            | 2       | 24    | 21    |                     |
| JAÉN                        | 36                       | 30                         | 0     | 0   | 0    | 30    | 66                  | 22                    | 0     | 0   | 0    | 22    | 4            | 1       | 27    | 39    |                     |
| MÁLAGA                      | 186                      | 99                         | 0     | 4   | 0    | 103   | 289                 | 88                    | 3     | 1   | 0    | 92    | 24           | 1       | 117   | 172   |                     |
| SEVILLA                     | 330                      | 80                         | 0     | 4   | 0    | 84    | 414                 | 138                   | 0     | 5   | 0    | 143   | 26           | 0       | 169   | 245   |                     |
| <b>ARAGÓN</b>               | 63                       | 83                         | 0     | 0   | 0    | 83    | 146                 | 36                    | 0     | 1   | 0    | 37    | 19           | 3       | 59    | 87    |                     |
| HUESCA                      | 22                       | 15                         | 0     | 0   | 0    | 15    | 37                  | 9                     | 0     | 1   | 0    | 10    | 4            | 0       | 14    | 23    |                     |
| TERUEL                      | 2                        | 4                          | 0     | 0   | 0    | 4     | 6                   | 3                     | 0     | 0   | 0    | 3     | 1            | 0       | 4     | 2     |                     |
| ZARAGOZA                    | 39                       | 64                         | 0     | 0   | 0    | 64    | 103                 | 24                    | 0     | 0   | 0    | 24    | 14           | 3       | 41    | 62    |                     |
| <b>ASTURIAS</b>             | 125                      | 63                         | 1     | 1   | 0    | 65    | 190                 | 36                    | 1     | 0   | 1    | 38    | 18           | 0       | 56    | 134   |                     |
| <b>ILLES BALEARS</b>        | 100                      | 22                         | 0     | 0   | 0    | 22    | 122                 | 33                    | 0     | 0   | 0    | 33    | 8            | 1       | 42    | 80    |                     |
| <b>CANARIAS</b>             | 1.580                    | 224                        | 0     | 4   | 0    | 228   | 1.808               | 102                   | 0     | 4   | 0    | 106   | 24           | 1       | 131   | 1.677 |                     |
| LAS PALMAS                  | 694                      | 153                        | 0     | 3   | 0    | 156   | 850                 | 62                    | 0     | 3   | 0    | 65    | 15           | 0       | 80    | 770   |                     |
| S.C. TENERIFE               | 886                      | 71                         | 0     | 1   | 0    | 72    | 958                 | 40                    | 0     | 1   | 0    | 41    | 9            | 1       | 51    | 907   |                     |
| <b>CANTABRIA</b>            | 18                       | 29                         | 0     | 0   | 0    | 29    | 47                  | 17                    | 0     | 0   | 0    | 17    | 7            | 0       | 24    | 23    |                     |
| <b>CASTILLA Y LEÓN</b>      | 277                      | 123                        | 0     | 0   | 0    | 123   | 400                 | 102                   | 2     | 0   | 0    | 104   | 23           | 35      | 162   | 238   |                     |
| ÁVILA                       | 19                       | 4                          | 0     | 0   | 0    | 4     | 23                  | 8                     | 0     | 0   | 0    | 8     | 0            | 0       | 8     | 15    |                     |
| BURGOS                      | 61                       | 25                         | 0     | 0   | 0    | 25    | 86                  | 18                    | 0     | 0   | 0    | 18    | 4            | 0       | 22    | 64    |                     |
| LEÓN                        | 40                       | 18                         | 0     | 0   | 0    | 18    | 58                  | 13                    | 2     | 0   | 0    | 15    | 6            | 0       | 21    | 37    |                     |
| PALENCIA                    | 10                       | 6                          | 0     | 0   | 0    | 6     | 16                  | 9                     | 0     | 0   | 0    | 9     | 0            | 0       | 9     | 7     |                     |
| SALAMANCA                   | 36                       | 14                         | 0     | 0   | 0    | 14    | 50                  | 13                    | 0     | 0   | 0    | 13    | 5            | 1       | 19    | 31    |                     |
| SEGOVIA                     | 22                       | 5                          | 0     | 0   | 0    | 5     | 27                  | 8                     | 0     | 0   | 0    | 8     | 5            | 2       | 15    | 12    |                     |
| SORIA                       | 2                        | 6                          | 0     | 0   | 0    | 6     | 8                   | 1                     | 0     | 0   | 0    | 1     | 0            | 1       | 2     | 6     |                     |
| VALLADOLID                  | 46                       | 37                         | 0     | 0   | 0    | 37    | 83                  | 20                    | 0     | 0   | 0    | 20    | 1            | 27      | 48    | 35    |                     |
| ZAMORA                      | 41                       | 8                          | 0     | 0   | 0    | 8     | 49                  | 12                    | 0     | 0   | 0    | 12    | 2            | 4       | 18    | 31    |                     |
| <b>CASTILLA-LA MANCHA</b>   | 281                      | 79                         | 0     | 0   | 0    | 79    | 360                 | 47                    | 0     | 1   | 1    | 49    | 16           | 5       | 70    | 290   |                     |
| ALBACETE                    | 56                       | 8                          | 0     | 0   | 0    | 8     | 64                  | 17                    | 0     | 1   | 1    | 19    | 4            | 1       | 24    | 40    |                     |
| CIUDAD REAL                 | 73                       | 15                         | 0     | 0   | 0    | 15    | 88                  | 17                    | 0     | 0   | 0    | 17    | 5            | 3       | 25    | 63    |                     |
| CUENCA                      | 6                        | 21                         | 0     | 0   | 0    | 21    | 27                  | 3                     | 0     | 0   | 0    | 3     | 3            | 1       | 7     | 20    |                     |
| GUADALAJARA                 | 7                        | 6                          | 0     | 0   | 0    | 6     | 13                  | 5                     | 0     | 0   | 0    | 5     | 2            | 0       | 7     | 6     |                     |
| TOLEDO                      | 139                      | 29                         | 0     | 0   | 0    | 29    | 168                 | 5                     | 0     | 0   | 0    | 5     | 2            | 0       | 7     | 161   |                     |

(Continúa al dorso)

| CC.AA.<br>Y/O<br>PROVINCIAS | PTES.<br>MES<br>ANTERIOR | SOLICITUDES<br>PRESENTADAS |       |     |      |       | A<br>RESOLV.<br>MES | SOLICITUDES RESUELTAS |       |     |      |       |              |         |       |       | PTES.<br>FIN<br>MES |
|-----------------------------|--------------------------|----------------------------|-------|-----|------|-------|---------------------|-----------------------|-------|-----|------|-------|--------------|---------|-------|-------|---------------------|
|                             |                          | NUEVAS                     | LISMI | PAS | INSS | TOTAL |                     | APROBADAS             |       |     |      |       | NO APROBADAS |         | TOTAL |       |                     |
|                             |                          |                            |       |     |      |       |                     | NUEVAS                | LISMI | PAS | INSS | TOTAL | DNG          | CAD-DES |       |       |                     |
| CATALUNYA                   | 1.790                    | 274                        | 0     | 1   | 2    | 277   | 2.067               | 179                   | 2     | 0   | 0    | 181   | 114          | 41      | 336   | 1.731 |                     |
| BARCELONA                   | 1.306                    | 225                        | 0     | 1   | 0    | 226   | 1.532               | 144                   | 2     | 0   | 0    | 146   | 83           | 26      | 255   | 1.277 |                     |
| GIRONA                      | 156                      | 17                         | 0     | 0   | 0    | 17    | 173                 | 18                    | 0     | 0   | 0    | 18    | 8            | 3       | 29    | 144   |                     |
| LLEIDA                      | 97                       | 3                          | 0     | 0   | 1    | 4     | 101                 | 5                     | 0     | 0   | 0    | 5     | 6            | 0       | 11    | 90    |                     |
| TARRAGONA                   | 231                      | 29                         | 0     | 0   | 1    | 30    | 261                 | 12                    | 0     | 0   | 0    | 12    | 17           | 12      | 41    | 220   |                     |
| COMUNIDAD VALENCIANA        | 550                      | 237                        | 0     | 0   | 0    | 237   | 787                 | 130                   | 0     | 4   | 0    | 134   | 74           | 11      | 219   | 568   |                     |
| ALICANTE                    | 185                      | 96                         | 0     | 0   | 0    | 96    | 281                 | 65                    | 0     | 2   | 0    | 67    | 33           | 0       | 100   | 181   |                     |
| CASTELLÓN                   | 56                       | 19                         | 0     | 0   | 0    | 19    | 75                  | 7                     | 0     | 0   | 0    | 7     | 5            | 2       | 14    | 61    |                     |
| VALENCIA                    | 309                      | 122                        | 0     | 0   | 0    | 122   | 431                 | 58                    | 0     | 2   | 0    | 60    | 36           | 9       | 105   | 326   |                     |
| EXTREMADURA                 | 152                      | 55                         | 2     | 0   | 0    | 57    | 209                 | 36                    | 2     | 2   | 0    | 40    | 8            | 3       | 51    | 158   |                     |
| BADAJOZ                     | 88                       | 42                         | 2     | 0   | 0    | 44    | 132                 | 28                    | 1     | 2   | 0    | 31    | 5            | 2       | 38    | 94    |                     |
| CÁCERES                     | 64                       | 13                         | 0     | 0   | 0    | 13    | 77                  | 8                     | 1     | 0   | 0    | 9     | 3            | 1       | 13    | 64    |                     |
| GALICIA                     | 348                      | 163                        | 0     | 0   | 0    | 163   | 511                 | 132                   | 1     | 2   | 0    | 135   | 49           | 10      | 194   | 317   |                     |
| A CORUÑA                    | 221                      | 72                         | 0     | 0   | 0    | 72    | 293                 | 49                    | 1     | 2   | 0    | 52    | 36           | 8       | 96    | 197   |                     |
| LUGO                        | 26                       | 25                         | 0     | 0   | 0    | 25    | 51                  | 16                    | 0     | 0   | 0    | 16    | 2            | 1       | 19    | 32    |                     |
| OURENSE                     | 64                       | 19                         | 0     | 0   | 0    | 19    | 83                  | 21                    | 0     | 0   | 0    | 21    | 1            | 0       | 22    | 61    |                     |
| PONTEVEDRA                  | 37                       | 47                         | 0     | 0   | 0    | 47    | 84                  | 46                    | 0     | 0   | 0    | 46    | 10           | 1       | 57    | 27    |                     |
| MADRID                      | 971                      | 326                        | 1     | 8   | 0    | 335   | 1.306               | 191                   | 1     | 8   | 0    | 200   | 121          | 14      | 335   | 971   |                     |
| MURCIA                      | 212                      | 65                         | 1     | 1   | 0    | 67    | 279                 | 36                    | 0     | 1   | 0    | 37    | 29           | 11      | 77    | 202   |                     |
| NAVARRA                     | 9                        | 20                         | 0     | 1   | 3    | 24    | 33                  | 11                    | 0     | 1   | 0    | 12    | 3            | 0       | 15    | 18    |                     |
| PAÍS VASCO                  | 73                       | 61                         | 0     | 0   | 0    | 61    | 134                 | 50                    | 0     | 0   | 0    | 50    | 12           | 0       | 62    | 72    |                     |
| ÁLAVA                       | 4                        | 11                         | 0     | 0   | 0    | 11    | 15                  | 7                     | 0     | 0   | 0    | 7     | 1            | 0       | 8     | 7     |                     |
| GUIPÚZCOA                   | 1                        | 21                         | 0     | 0   | 0    | 21    | 22                  | 17                    | 0     | 0   | 0    | 17    | 2            | 0       | 19    | 3     |                     |
| VIZCAYA                     | 68                       | 29                         | 0     | 0   | 0    | 29    | 97                  | 26                    | 0     | 0   | 0    | 26    | 9            | 0       | 35    | 62    |                     |
| LA RIOJA                    | 11                       | 9                          | 0     | 0   | 0    | 9     | 20                  | 7                     | 0     | 0   | 0    | 7     | 3            | 0       | 10    | 10    |                     |
| CEUTA                       | 36                       | 8                          | 0     | 0   | 0    | 8     | 44                  | 6                     | 0     | 1   | 0    | 7     | 2            | 2       | 11    | 33    |                     |
| MELILLA                     | 7                        | 5                          | 0     | 0   | 0    | 5     | 12                  | 4                     | 2     | 0   | 0    | 6     | 1            | 0       | 7     | 5     |                     |

|              |       |       |   |    |   |       |       |       |    |    |   |       |     |     |       |       |
|--------------|-------|-------|---|----|---|-------|-------|-------|----|----|---|-------|-----|-----|-------|-------|
| TOTAL ESTADO | 7.497 | 2.281 | 5 | 30 | 5 | 2.321 | 9.818 | 1.548 | 14 | 33 | 2 | 1.597 | 628 | 151 | 2.376 | 7.442 |
|--------------|-------|-------|---|----|---|-------|-------|-------|----|----|---|-------|-----|-----|-------|-------|

## PENSIÓN NO CONTRIBUTIVA DE JUBILACIÓN

### CAUSAS DE DENEGACIÓN CORRESPONDIENTES AL MES DE ABRIL DE 2011

| CC.AA.<br>Y/O<br>PROVINCIAS | EDAD | RESIDENCIA LEGAL | RECURSOS   |        | PRESTACIÓN<br>INCOMPATIBLE | SIN<br>DESGLOSAR | TOTAL<br>CAUSAS DE<br>DENEGACIÓN |
|-----------------------------|------|------------------|------------|--------|----------------------------|------------------|----------------------------------|
|                             |      |                  | ECONÓMICOS |        |                            |                  |                                  |
|                             |      |                  | PERSONALES | U.E.C. |                            |                  |                                  |
| ANDALUCÍA                   | 11   | 11               | 16         | 59     | 0                          | 0                | 97                               |
| ALMERÍA                     | 2    | 1                | 1          | 3      | 0                          | 0                | 7                                |
| CÁDIZ                       | 0    | 0                | 9          | 10     | 0                          | 0                | 19                               |
| CÓRDOBA                     | 1    | 0                | 0          | 6      | 0                          | 0                | 7                                |
| GRANADA                     | 1    | 2                | 1          | 2      | 0                          | 0                | 6                                |
| HUELVA                      | 0    | 0                | 2          | 2      | 0                          | 0                | 4                                |
| JAÉN                        | 0    | 0                | 0          | 4      | 0                          | 0                | 4                                |
| MÁLAGA                      | 1    | 6                | 2          | 15     | 0                          | 0                | 24                               |
| SEVILLA                     | 6    | 2                | 1          | 17     | 0                          | 0                | 26                               |
| ARAGÓN                      | 1    | 2                | 4          | 5      | 7                          | 0                | 19                               |
| HUESCA                      | 1    | 0                | 0          | 3      | 0                          | 0                | 4                                |
| TERUEL                      | 0    | 0                | 0          | 1      | 0                          | 0                | 1                                |
| ZARAGOZA                    | 0    | 2                | 4          | 1      | 7                          | 0                | 14                               |
| ASTURIAS                    | 2    | 0                | 5          | 11     | 0                          | 0                | 18                               |
| ILLES BALEARS               | 0    | 2                | 3          | 3      | 0                          | 0                | 8                                |
| CANARIAS                    | 3    | 9                | 6          | 6      | 0                          | 0                | 24                               |
| LAS PALMAS                  | 2    | 7                | 2          | 4      | 0                          | 0                | 15                               |
| S.C. TENERIFE               | 1    | 2                | 4          | 2      | 0                          | 0                | 9                                |
| CANTABRIA                   | 0    | 1                | 0          | 6      | 0                          | 0                | 7                                |
| CASTILLA Y LEÓN             | 2    | 2                | 8          | 11     | 0                          | 0                | 23                               |
| ÁVILA                       | 0    | 0                | 0          | 0      | 0                          | 0                | 0                                |
| BURGOS                      | 1    | 0                | 1          | 2      | 0                          | 0                | 4                                |
| LEÓN                        | 0    | 0                | 2          | 4      | 0                          | 0                | 6                                |
| PALENCIA                    | 0    | 0                | 0          | 0      | 0                          | 0                | 0                                |
| SALAMANCA                   | 0    | 1                | 2          | 2      | 0                          | 0                | 5                                |
| SEGOVIA                     | 1    | 1                | 1          | 2      | 0                          | 0                | 5                                |
| SORIA                       | 0    | 0                | 0          | 0      | 0                          | 0                | 0                                |
| VALLADOLID                  | 0    | 0                | 0          | 1      | 0                          | 0                | 1                                |
| ZAMORA                      | 0    | 0                | 2          | 0      | 0                          | 0                | 2                                |
| CASTILLA-LA MANCHA          | 0    | 1                | 3          | 12     | 0                          | 0                | 16                               |
| ALBACETE                    | 0    | 0                | 0          | 4      | 0                          | 0                | 4                                |
| CIUDAD REAL                 | 0    | 0                | 2          | 3      | 0                          | 0                | 5                                |
| CUENCA                      | 0    | 0                | 1          | 2      | 0                          | 0                | 3                                |
| GUADALAJARA                 | 0    | 1                | 0          | 1      | 0                          | 0                | 2                                |
| TOLEDO                      | 0    | 0                | 0          | 2      | 0                          | 0                | 2                                |

(Continúa al dorso)

| CC.AA.<br>Y/O<br>PROVINCIAS | EDAD      | RESIDENCIA LEGAL | RECURSOS<br>ECONÓMICOS |            | PRESTACIÓN<br>INCOMPATIBLE | SIN<br>DESGLOSAR | TOTAL<br>CAUSAS DE<br>DENEGACIÓN |
|-----------------------------|-----------|------------------|------------------------|------------|----------------------------|------------------|----------------------------------|
|                             |           |                  | PERSONALES             | U.E.C.     |                            |                  |                                  |
| CATALUNYA                   | 1         | 13               | 19                     | 75         | 6                          | 0                | 114                              |
| BARCELONA                   | 1         | 12               | 14                     | 52         | 4                          | 0                | 83                               |
| GIRONA                      | 0         | 0                | 2                      | 5          | 1                          | 0                | 8                                |
| LLEIDA                      | 0         | 0                | 1                      | 5          | 0                          | 0                | 6                                |
| TARRAGONA                   | 0         | 1                | 2                      | 13         | 1                          | 0                | 17                               |
| COMUNIDAD VALENCIANA        | 4         | 10               | 11                     | 49         | 0                          | 0                | 74                               |
| ALICANTE                    | 1         | 8                | 4                      | 20         | 0                          | 0                | 33                               |
| CASTELLÓN                   | 1         | 0                | 0                      | 4          | 0                          | 0                | 5                                |
| VALENCIA                    | 2         | 2                | 7                      | 25         | 0                          | 0                | 36                               |
| EXTREMADURA                 | 1         | 0                | 1                      | 6          | 0                          | 0                | 8                                |
| BADAJOS                     | 1         | 0                | 1                      | 3          | 0                          | 0                | 5                                |
| CÁCERES                     | 0         | 0                | 0                      | 3          | 0                          | 0                | 3                                |
| GALICIA                     | 3         | 10               | 10                     | 26         | 0                          | 0                | 49                               |
| A CORUÑA                    | 2         | 8                | 7                      | 19         | 0                          | 0                | 36                               |
| LUGO                        | 1         | 0                | 0                      | 1          | 0                          | 0                | 2                                |
| OURENSE                     | 0         | 0                | 0                      | 1          | 0                          | 0                | 1                                |
| PONTEVEDRA                  | 0         | 2                | 3                      | 5          | 0                          | 0                | 10                               |
| MADRID                      | 10        | 32               | 23                     | 56         | 0                          | 0                | 121                              |
| MURCIA                      | 1         | 5                | 4                      | 19         | 0                          | 0                | 29                               |
| NAVARRA                     | 0         | 0                | 1                      | 2          | 0                          | 0                | 3                                |
| PAÍS VASCO                  | 0         | 1                | 4                      | 7          | 0                          | 0                | 12                               |
| ÁLAVA                       | 0         | 0                | 0                      | 1          | 0                          | 0                | 1                                |
| GUIPÚZCOA                   | 0         | 0                | 2                      | 0          | 0                          | 0                | 2                                |
| VIZCAYA                     | 0         | 1                | 2                      | 6          | 0                          | 0                | 9                                |
| LA RIOJA                    | 0         | 1                | 0                      | 2          | 0                          | 0                | 3                                |
| CEUTA                       | 0         | 0                | 1                      | 1          | 0                          | 0                | 2                                |
| MELILLA                     | 0         | 1                | 0                      | 0          | 0                          | 0                | 1                                |
| <b>TOTAL ESTADO</b>         | <b>39</b> | <b>101</b>       | <b>119</b>             | <b>356</b> | <b>13</b>                  | <b>0</b>         | <b>628</b>                       |

## PENSIÓN NO CONTRIBUTIVA DE JUBILACIÓN

### DATOS ACUMULADOS DE GESTIÓN CORRESPONDIENTES AL AÑO 2011 HASTA ABRIL

| CC.AA.<br>Y/O<br>PROVINCIAS | PTES.<br>AÑO<br>ANTERIOR | SOLICITUDES<br>PRESENTADAS |       |     |      |       | A<br>RESOLV.<br>AÑO | SOLICITUDES RESUELTAS |       |     |      |       |              |         |       |       | PTES.<br>FINAL |
|-----------------------------|--------------------------|----------------------------|-------|-----|------|-------|---------------------|-----------------------|-------|-----|------|-------|--------------|---------|-------|-------|----------------|
|                             |                          | NUEVAS                     | LISMI | PAS | INSS | TOTAL |                     | APROBADAS             |       |     |      |       | NO APROBADAS |         | TOTAL |       |                |
|                             |                          |                            |       |     |      |       |                     | NUEVAS                | LISMI | PAS | INSS | TOTAL | DNG          | CAD-DES |       |       |                |
| <b>ANDALUCÍA</b>            | 871                      | 1.893                      | 2     | 28  | 1    | 1.924 | 2.795               | 1.444                 | 12    | 24  | 1    | 1.481 | 392          | 94      | 1.967 | 828   |                |
| ALMERÍA                     | 33                       | 143                        | 0     | 0   | 0    | 143   | 176                 | 116                   | 0     | 0   | 0    | 116   | 40           | 3       | 159   | 17    |                |
| CÁDIZ                       | 125                      | 336                        | 0     | 13  | 1    | 350   | 475                 | 201                   | 0     | 6   | 1    | 208   | 51           | 33      | 292   | 183   |                |
| CÓRDOBA                     | 112                      | 185                        | 0     | 0   | 0    | 185   | 297                 | 139                   | 0     | 0   | 0    | 139   | 42           | 15      | 196   | 101   |                |
| GRANADA                     | 89                       | 145                        | 0     | 0   | 0    | 145   | 234                 | 140                   | 0     | 0   | 0    | 140   | 33           | 11      | 184   | 50    |                |
| HUELVA                      | 23                       | 115                        | 0     | 0   | 0    | 115   | 138                 | 92                    | 0     | 0   | 0    | 92    | 20           | 5       | 117   | 21    |                |
| JAÉN                        | 32                       | 86                         | 0     | 1   | 0    | 87    | 119                 | 65                    | 0     | 3   | 0    | 68    | 9            | 3       | 80    | 39    |                |
| MÁLAGA                      | 152                      | 502                        | 2     | 6   | 0    | 510   | 662                 | 368                   | 5     | 5   | 0    | 378   | 88           | 24      | 490   | 172   |                |
| SEVILLA                     | 305                      | 381                        | 0     | 8   | 0    | 389   | 694                 | 323                   | 7     | 10  | 0    | 340   | 109          | 0       | 449   | 245   |                |
| <b>ARAGÓN</b>               | 42                       | 271                        | 1     | 6   | 0    | 278   | 320                 | 151                   | 1     | 3   | 0    | 155   | 65           | 13      | 233   | 87    |                |
| HUESCA                      | 15                       | 53                         | 0     | 4   | 0    | 57    | 72                  | 32                    | 0     | 3   | 0    | 35    | 13           | 1       | 49    | 23    |                |
| TERUEL                      | 1                        | 14                         | 0     | 0   | 0    | 14    | 15                  | 11                    | 0     | 0   | 0    | 11    | 2            | 0       | 13    | 2     |                |
| ZARAGOZA                    | 26                       | 204                        | 1     | 2   | 0    | 207   | 233                 | 108                   | 1     | 0   | 0    | 109   | 50           | 12      | 171   | 62    |                |
| <b>ASTURIAS</b>             | 144                      | 213                        | 2     | 1   | 1    | 217   | 361                 | 160                   | 1     | 2   | 3    | 166   | 43           | 18      | 227   | 134   |                |
| <b>ILLES BALEARS</b>        | 72                       | 168                        | 0     | 0   | 0    | 168   | 240                 | 121                   | 0     | 0   | 0    | 121   | 29           | 10      | 160   | 80    |                |
| <b>CANARIAS</b>             | 1.596                    | 696                        | 1     | 14  | 0    | 711   | 2.307               | 401                   | 0     | 10  | 0    | 411   | 194          | 25      | 630   | 1.677 |                |
| LAS PALMAS                  | 684                      | 406                        | 0     | 10  | 0    | 416   | 1.100               | 212                   | 0     | 7   | 0    | 219   | 111          | 0       | 330   | 770   |                |
| S.C. TENERIFE               | 912                      | 290                        | 1     | 4   | 0    | 295   | 1.207               | 189                   | 0     | 3   | 0    | 192   | 83           | 25      | 300   | 907   |                |
| <b>CANTABRIA</b>            | 29                       | 103                        | 0     | 0   | 0    | 103   | 132                 | 79                    | 0     | 0   | 0    | 79    | 30           | 0       | 109   | 23    |                |
| <b>CASTILLA Y LEÓN</b>      | 243                      | 557                        | 4     | 0   | 0    | 561   | 804                 | 355                   | 4     | 0   | 0    | 359   | 96           | 111     | 566   | 238   |                |
| ÁVILA                       | 15                       | 29                         | 0     | 0   | 0    | 29    | 44                  | 18                    | 0     | 0   | 0    | 18    | 11           | 0       | 29    | 15    |                |
| BURGOS                      | 45                       | 99                         | 0     | 0   | 0    | 99    | 144                 | 56                    | 0     | 0   | 0    | 56    | 18           | 6       | 80    | 64    |                |
| LEÓN                        | 28                       | 81                         | 1     | 0   | 0    | 82    | 110                 | 47                    | 2     | 0   | 0    | 49    | 21           | 3       | 73    | 37    |                |
| PALENCIA                    | 8                        | 31                         | 0     | 0   | 0    | 31    | 39                  | 29                    | 0     | 0   | 0    | 29    | 2            | 1       | 32    | 7     |                |
| SALAMANCA                   | 29                       | 88                         | 1     | 0   | 0    | 89    | 118                 | 69                    | 1     | 0   | 0    | 70    | 15           | 2       | 87    | 31    |                |
| SEGOVIA                     | 14                       | 28                         | 0     | 0   | 0    | 28    | 42                  | 14                    | 0     | 0   | 0    | 14    | 8            | 8       | 30    | 12    |                |
| SORIA                       | 4                        | 14                         | 0     | 0   | 0    | 14    | 18                  | 10                    | 0     | 0   | 0    | 10    | 1            | 1       | 12    | 6     |                |
| VALLADOLID                  | 76                       | 134                        | 0     | 0   | 0    | 134   | 210                 | 80                    | 0     | 0   | 0    | 80    | 9            | 86      | 175   | 35    |                |
| ZAMORA                      | 24                       | 53                         | 2     | 0   | 0    | 55    | 79                  | 32                    | 1     | 0   | 0    | 33    | 11           | 4       | 48    | 31    |                |
| <b>CASTILLA-LA MANCHA</b>   | 223                      | 492                        | 1     | 2   | 0    | 495   | 718                 | 268                   | 1     | 5   | 1    | 275   | 127          | 26      | 428   | 290   |                |
| ALBACETE                    | 8                        | 99                         | 0     | 1   | 0    | 100   | 108                 | 47                    | 0     | 1   | 1    | 49    | 17           | 2       | 68    | 40    |                |
| CIUDAD REAL                 | 87                       | 155                        | 0     | 1   | 0    | 156   | 243                 | 115                   | 0     | 4   | 0    | 119   | 46           | 15      | 180   | 63    |                |
| CUENCA                      | 13                       | 55                         | 1     | 0   | 0    | 56    | 69                  | 23                    | 1     | 0   | 0    | 24    | 23           | 2       | 49    | 20    |                |
| GUADALAJARA                 | 7                        | 25                         | 0     | 0   | 0    | 25    | 32                  | 20                    | 0     | 0   | 0    | 20    | 6            | 0       | 26    | 6     |                |
| TOLEDO                      | 108                      | 158                        | 0     | 0   | 0    | 158   | 266                 | 63                    | 0     | 0   | 0    | 63    | 35           | 7       | 105   | 161   |                |

*(Continúa al dorso)*

| CC.AA.<br>Y/O<br>PROVINCIAS | PTES.<br>AÑO<br>ANTERIOR | SOLICITUDES<br>PRESENTADAS |       |     |      |       | A<br>RESOLV.<br>AÑO | SOLICITUDES RESUELTAS |       |     |      |       |              |         |       |       | PTES.<br>FINAL |
|-----------------------------|--------------------------|----------------------------|-------|-----|------|-------|---------------------|-----------------------|-------|-----|------|-------|--------------|---------|-------|-------|----------------|
|                             |                          | NUEVAS                     | LISMI | PAS | INSS | TOTAL |                     | APROBADAS             |       |     |      |       | NO APROBADAS |         | TOTAL |       |                |
|                             |                          |                            |       |     |      |       |                     | NUEVAS                | LISMI | PAS | INSS | TOTAL | DNG          | CAD-DES |       |       |                |
| CATALUNYA                   | 1.814                    | 1.449                      | 3     | 1   | 12   | 1.465 | 3.279               | 842                   | 4     | 0   | 2    | 848   | 408          | 292     | 1.548 | 1.731 |                |
| BARCELONA                   | 1.291                    | 1.112                      | 3     | 1   | 7    | 1.123 | 2.414               | 638                   | 3     | 0   | 1    | 642   | 295          | 200     | 1.137 | 1.277 |                |
| GIRONA                      | 182                      | 109                        | 0     | 0   | 1    | 110   | 292                 | 89                    | 0     | 0   | 1    | 90    | 34           | 24      | 148   | 144   |                |
| LLEIDA                      | 104                      | 73                         | 0     | 0   | 1    | 74    | 178                 | 50                    | 0     | 0   | 0    | 50    | 21           | 17      | 88    | 90    |                |
| TARRAGONA                   | 237                      | 155                        | 0     | 0   | 3    | 158   | 395                 | 65                    | 1     | 0   | 0    | 66    | 58           | 51      | 175   | 220   |                |
| COMUNIDAD VALENCIANA        | 326                      | 1.200                      | 0     | 7   | 0    | 1.207 | 1.533               | 596                   | 3     | 17  | 0    | 616   | 298          | 51      | 965   | 568   |                |
| ALICANTE                    | 100                      | 527                        | 0     | 4   | 0    | 531   | 631                 | 279                   | 2     | 10  | 0    | 291   | 140          | 19      | 450   | 181   |                |
| CASTELLÓN                   | 45                       | 84                         | 0     | 0   | 0    | 84    | 129                 | 43                    | 0     | 1   | 0    | 44    | 19           | 5       | 68    | 61    |                |
| VALENCIA                    | 181                      | 589                        | 0     | 3   | 0    | 592   | 773                 | 274                   | 1     | 6   | 0    | 281   | 139          | 27      | 447   | 326   |                |
| EXTREMADURA                 | 16                       | 258                        | 10    | 2   | 0    | 270   | 286                 | 82                    | 2     | 2   | 0    | 86    | 29           | 13      | 128   | 158   |                |
| BADAJOS                     | 5                        | 172                        | 6     | 2   | 0    | 180   | 185                 | 60                    | 1     | 2   | 0    | 63    | 19           | 9       | 91    | 94    |                |
| CÁCERES                     | 11                       | 86                         | 4     | 0   | 0    | 90    | 101                 | 22                    | 1     | 0   | 0    | 23    | 10           | 4       | 37    | 64    |                |
| GALICIA                     | 508                      | 718                        | 0     | 0   | 0    | 718   | 1.226               | 643                   | 3     | 5   | 0    | 651   | 189          | 69      | 909   | 317   |                |
| A CORUÑA                    | 340                      | 251                        | 0     | 0   | 0    | 251   | 591                 | 260                   | 3     | 5   | 0    | 268   | 96           | 30      | 394   | 197   |                |
| LUGO                        | 21                       | 94                         | 0     | 0   | 0    | 94    | 115                 | 66                    | 0     | 0   | 0    | 66    | 12           | 5       | 83    | 32    |                |
| OURENSE                     | 53                       | 101                        | 0     | 0   | 0    | 101   | 154                 | 78                    | 0     | 0   | 0    | 78    | 11           | 4       | 93    | 61    |                |
| PONTEVEDRA                  | 94                       | 272                        | 0     | 0   | 0    | 272   | 366                 | 239                   | 0     | 0   | 0    | 239   | 70           | 30      | 339   | 27    |                |
| MADRID                      | 882                      | 1.008                      | 1     | 15  | 0    | 1.024 | 1.906               | 526                   | 2     | 10  | 0    | 538   | 322          | 75      | 935   | 971   |                |
| MURCIA                      | 184                      | 290                        | 11    | 5   | 0    | 306   | 490                 | 164                   | 6     | 4   | 0    | 174   | 86           | 28      | 288   | 202   |                |
| NAVARRA                     | 48                       | 84                         | 0     | 2   | 10   | 96    | 144                 | 64                    | 0     | 1   | 4    | 69    | 53           | 4       | 126   | 18    |                |
| PAÍS VASCO                  | 68                       | 283                        | 0     | 0   | 0    | 283   | 351                 | 220                   | 0     | 5   | 0    | 225   | 50           | 4       | 279   | 72    |                |
| ÁLAVA                       | 1                        | 40                         | 0     | 0   | 0    | 40    | 41                  | 29                    | 0     | 0   | 0    | 29    | 5            | 0       | 34    | 7     |                |
| GUIPÚZCOA                   | 2                        | 96                         | 0     | 0   | 0    | 96    | 98                  | 79                    | 0     | 0   | 0    | 79    | 16           | 0       | 95    | 3     |                |
| VIZCAYA                     | 65                       | 147                        | 0     | 0   | 0    | 147   | 212                 | 112                   | 0     | 5   | 0    | 117   | 29           | 4       | 150   | 62    |                |
| LA RIOJA                    | 9                        | 48                         | 0     | 0   | 0    | 48    | 57                  | 38                    | 0     | 0   | 0    | 38    | 9            | 0       | 47    | 10    |                |
| CEUTA                       | 14                       | 57                         | 0     | 0   | 0    | 57    | 71                  | 27                    | 0     | 1   | 0    | 28    | 7            | 3       | 38    | 33    |                |
| MELILLA                     | 10                       | 31                         | 2     | 0   | 0    | 33    | 43                  | 25                    | 2     | 0   | 0    | 27    | 11           | 0       | 38    | 5     |                |

|              |       |       |    |    |    |       |        |       |    |    |    |       |       |     |       |       |
|--------------|-------|-------|----|----|----|-------|--------|-------|----|----|----|-------|-------|-----|-------|-------|
| TOTAL ESTADO | 7.099 | 9.819 | 38 | 83 | 24 | 9.964 | 17.063 | 6.206 | 41 | 89 | 11 | 6.347 | 2.438 | 836 | 9.621 | 7.442 |
|--------------|-------|-------|----|----|----|-------|--------|-------|----|----|----|-------|-------|-----|-------|-------|

## PENSIÓN NO CONTRIBUTIVA DE JUBILACIÓN

### CAUSAS DE DENEGACIÓN ACUMULADAS CORRESPONDIENTES AL AÑO 2011 HASTA ABRIL

| CC.AA.<br>Y/O<br>PROVINCIAS | EDAD | RESIDENCIA LEGAL | RECURSOS   |        | PRESTACIÓN<br>INCOMPATIBLE | SIN<br>DESGLOSAR | TOTAL<br>CAUSAS DE<br>DENEGACIÓN |
|-----------------------------|------|------------------|------------|--------|----------------------------|------------------|----------------------------------|
|                             |      |                  | ECONÓMICOS |        |                            |                  |                                  |
|                             |      |                  | PERSONALES | U.E.C. |                            |                  |                                  |
| ANDALUCÍA                   | 35   | 52               | 76         | 227    | 2                          | 0                | 392                              |
| ALMERÍA                     | 9    | 7                | 7          | 17     | 0                          | 0                | 40                               |
| CÁDIZ                       | 0    | 0                | 11         | 38     | 2                          | 0                | 51                               |
| CÓRDOBA                     | 4    | 1                | 12         | 25     | 0                          | 0                | 42                               |
| GRANADA                     | 1    | 12               | 9          | 11     | 0                          | 0                | 33                               |
| HUELVA                      | 2    | 1                | 8          | 9      | 0                          | 0                | 20                               |
| JAÉN                        | 1    | 0                | 3          | 5      | 0                          | 0                | 9                                |
| MÁLAGA                      | 3    | 25               | 11         | 49     | 0                          | 0                | 88                               |
| SEVILLA                     | 15   | 6                | 15         | 73     | 0                          | 0                | 109                              |
| ARAGÓN                      | 3    | 5                | 21         | 24     | 12                         | 0                | 65                               |
| HUESCA                      | 3    | 0                | 3          | 7      | 0                          | 0                | 13                               |
| TERUEL                      | 0    | 0                | 0          | 2      | 0                          | 0                | 2                                |
| ZARAGOZA                    | 0    | 5                | 18         | 15     | 12                         | 0                | 50                               |
| ASTURIAS                    | 3    | 3                | 13         | 24     | 0                          | 0                | 43                               |
| ILLES BALEARS               | 3    | 7                | 9          | 10     | 0                          | 0                | 29                               |
| CANARIAS                    | 14   | 38               | 55         | 87     | 0                          | 0                | 194                              |
| LAS PALMAS                  | 7    | 23               | 33         | 48     | 0                          | 0                | 111                              |
| S.C. TENERIFE               | 7    | 15               | 22         | 39     | 0                          | 0                | 83                               |
| CANTABRIA                   | 1    | 2                | 4          | 23     | 0                          | 0                | 30                               |
| CASTILLA Y LEÓN             | 13   | 7                | 23         | 52     | 1                          | 0                | 96                               |
| ÁVILA                       | 0    | 0                | 5          | 6      | 0                          | 0                | 11                               |
| BURGOS                      | 1    | 1                | 5          | 11     | 0                          | 0                | 18                               |
| LEÓN                        | 4    | 1                | 4          | 11     | 1                          | 0                | 21                               |
| PALENCIA                    | 1    | 0                | 0          | 1      | 0                          | 0                | 2                                |
| SALAMANCA                   | 2    | 2                | 2          | 9      | 0                          | 0                | 15                               |
| SEGOVIA                     | 2    | 2                | 1          | 3      | 0                          | 0                | 8                                |
| SORIA                       | 0    | 0                | 0          | 1      | 0                          | 0                | 1                                |
| VALLADOLID                  | 1    | 0                | 3          | 5      | 0                          | 0                | 9                                |
| ZAMORA                      | 2    | 1                | 3          | 5      | 0                          | 0                | 11                               |
| CASTILLA-LA MANCHA          | 8    | 10               | 24         | 83     | 2                          | 0                | 127                              |
| ALBACETE                    | 2    | 1                | 4          | 9      | 1                          | 0                | 17                               |
| CIUDAD REAL                 | 4    | 1                | 12         | 28     | 1                          | 0                | 46                               |
| CUENCA                      | 0    | 2                | 5          | 16     | 0                          | 0                | 23                               |
| GUADALAJARA                 | 0    | 3                | 0          | 3      | 0                          | 0                | 6                                |
| TOLEDO                      | 2    | 3                | 3          | 27     | 0                          | 0                | 35                               |

(Continúa al dorso)

| CC.AA.<br>Y/O<br>PROVINCIAS | EDAD       | RESIDENCIA LEGAL | RECURSOS<br>ECONÓMICOS |              | PRESTACIÓN<br>INCOMPATIBLE | SIN<br>DESGLOSAR | TOTAL<br>CAUSAS DE<br>DENEGACIÓN |
|-----------------------------|------------|------------------|------------------------|--------------|----------------------------|------------------|----------------------------------|
|                             |            |                  | PERSONALES             | U.E.C.       |                            |                  |                                  |
| CATALUNYA                   | 8          | 40               | 79                     | 258          | 23                         | 0                | 408                              |
| BARCELONA                   | 4          | 28               | 55                     | 193          | 15                         | 0                | 295                              |
| GIRONA                      | 1          | 3                | 10                     | 16           | 4                          | 0                | 34                               |
| LLEIDA                      | 1          | 3                | 3                      | 13           | 1                          | 0                | 21                               |
| TARRAGONA                   | 2          | 6                | 11                     | 36           | 3                          | 0                | 58                               |
| COMUNIDAD VALENCIANA        | 14         | 25               | 50                     | 203          | 6                          | 0                | 298                              |
| ALICANTE                    | 10         | 17               | 22                     | 90           | 1                          | 0                | 140                              |
| CASTELLÓN                   | 1          | 1                | 2                      | 15           | 0                          | 0                | 19                               |
| VALENCIA                    | 3          | 7                | 26                     | 98           | 5                          | 0                | 139                              |
| EXTREMADURA                 | 1          | 0                | 5                      | 23           | 0                          | 0                | 29                               |
| BADAJOS                     | 1          | 0                | 2                      | 16           | 0                          | 0                | 19                               |
| CÁCERES                     | 0          | 0                | 3                      | 7            | 0                          | 0                | 10                               |
| GALICIA                     | 10         | 21               | 37                     | 119          | 2                          | 0                | 189                              |
| A CORUÑA                    | 5          | 11               | 18                     | 62           | 0                          | 0                | 96                               |
| LUGO                        | 2          | 0                | 1                      | 8            | 1                          | 0                | 12                               |
| OURENSE                     | 1          | 1                | 3                      | 6            | 0                          | 0                | 11                               |
| PONTEVEDRA                  | 2          | 9                | 15                     | 43           | 1                          | 0                | 70                               |
| MADRID                      | 26         | 84               | 66                     | 146          | 0                          | 0                | 322                              |
| MURCIA                      | 2          | 18               | 27                     | 38           | 1                          | 0                | 86                               |
| NAVARRA                     | 0          | 21               | 11                     | 21           | 0                          | 0                | 53                               |
| PAÍS VASCO                  | 1          | 11               | 12                     | 26           | 0                          | 0                | 50                               |
| ÁLAVA                       | 0          | 0                | 1                      | 4            | 0                          | 0                | 5                                |
| GUIPÚZCOA                   | 0          | 7                | 7                      | 2            | 0                          | 0                | 16                               |
| VIZCAYA                     | 1          | 4                | 4                      | 20           | 0                          | 0                | 29                               |
| LA RIOJA                    | 1          | 3                | 2                      | 3            | 0                          | 0                | 9                                |
| CEUTA                       | 0          | 1                | 1                      | 5            | 0                          | 0                | 7                                |
| MELILLA                     | 0          | 5                | 4                      | 2            | 0                          | 0                | 11                               |
| <b>TOTAL ESTADO</b>         | <b>143</b> | <b>353</b>       | <b>519</b>             | <b>1.374</b> | <b>49</b>                  | <b>0</b>         | <b>2.438</b>                     |

## 1c PNC DE INVALIDEZ: DATOS DE LA GESTIÓN MENSUAL Y ANUAL

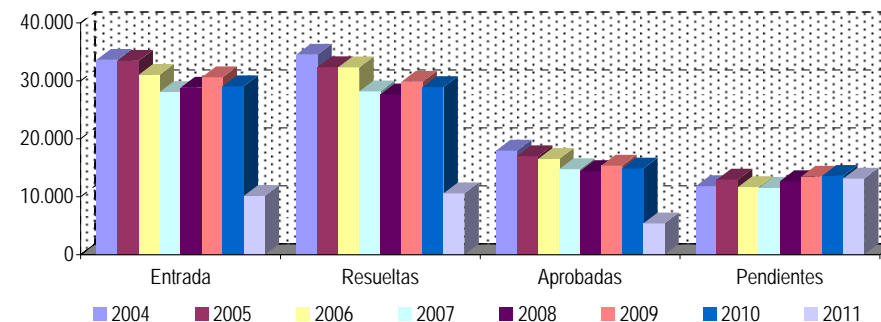
## R.D.L. 1/1994, DE 20 DE JUNIO; T. REF. LGSS PNCs DE LA SEGURIDAD SOCIAL

## INVALIDEZ

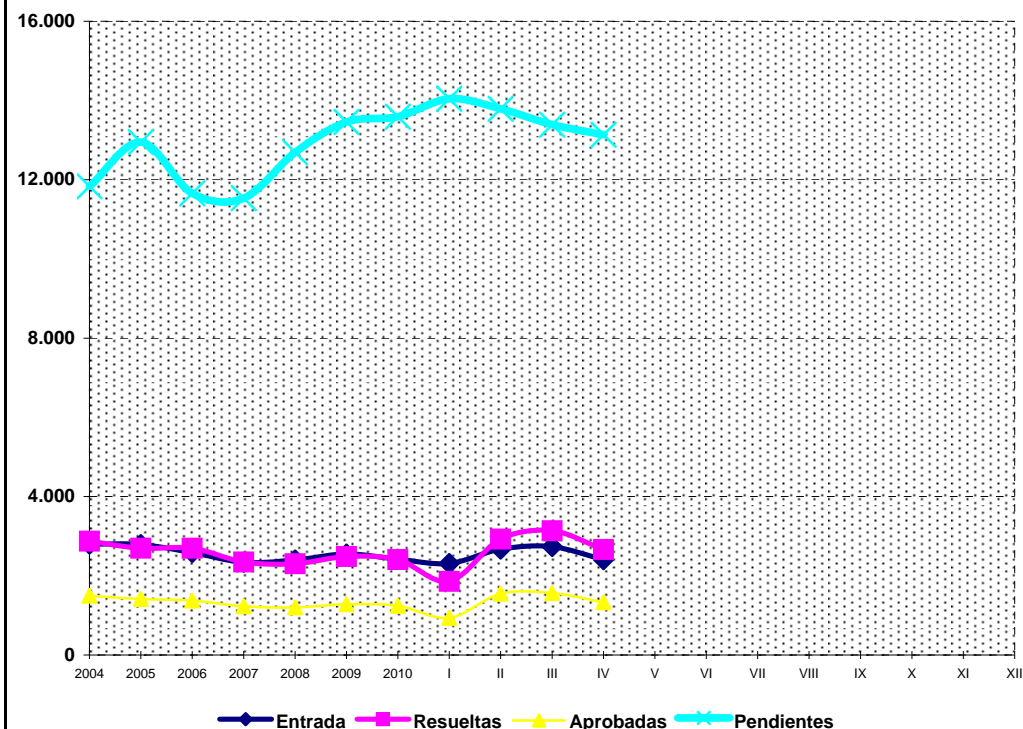
|  |      | Entrada | Resueltas | % R./E. | Aprobadas | % A./R. | No Aprob. | Pendientes |
|--|------|---------|-----------|---------|-----------|---------|-----------|------------|
| G<br>E<br>S<br>T<br>I<br>O<br>N  | 2004 | 33.629  | 34.496    | 102,58% | 17.947    | 52,03%  | 16.549    | 11.834     |
|  | 2005 | 33.459  | 32.345    | 96,67%  | 16.989    | 52,52%  | 15.356    | 12.948     |
|  | 2006 | 31.036  | 32.329    | 104,17% | 16.511    | 51,07%  | 15.818    | 11.655     |
|  | 2007 | 28.067  | 28.189    | 100,43% | 14.743    | 52,30%  | 13.446    | 11.533     |
|  | 2008 | 28.808  | 27.649    | 95,98%  | 14.414    | 52,13%  | 13.235    | 12.692     |
|  | 2009 | 30.605  | 29.839    | 97,50%  | 15.351    | 51,45%  | 14.488    | 13.458     |
|  | 2010 | 29.052  | 28.919    | 99,54%  | 14.876    | 51,44%  | 14.043    | 13.591     |
| M<br>E<br>N<br>S<br>U<br>A<br>L<br>E<br>S<br>*                         | 2004 | 2.802   | 2.875     |         | 1.496     |         | 1.379     | 11.834     |
|  | 2005 | 2.788   | 2.695     |         | 1.416     |         | 1.280     | 12.948     |
|  | 2006 | 2.586   | 2.694     |         | 1.376     |         | 1.318     | 11.655     |
|  | 2007 | 2.339   | 2.349     |         | 1.229     |         | 1.121     | 11.533     |
|  | 2008 | 2.401   | 2.304     |         | 1.201     |         | 1.103     | 12.692     |
|  | 2009 | 2.550   | 2.487     |         | 1.279     |         | 1.207     | 13.458     |
|  | 2010 | 2.421   | 2.410     |         | 1.240     |         | 1.170     | 13.591     |
| 2011   |      |         |           |         |           |         |           |            |
| I<br>II<br>III<br>IV<br>V<br>VI<br>VII<br>VIII<br>IX<br>X<br>XI<br>XII | I    | 2.312   | 1.860     | 80,45%  | 936       | 50,32%  | 924       | 14.043     |
|  | II   | 2.673   | 2.925     | 109,43% | 1.547     | 52,89%  | 1.378     | 13.791     |
|  | III  | 2.735   | 3.135     | 114,63% | 1.565     | 49,92%  | 1.570     | 13.391     |
|  | IV   | 2.406   | 2.663     | 110,68% | 1.329     | 49,91%  | 1.334     | 13.134     |
|  | V    |         |           |         |           |         |           |            |
|  | VI   |         |           |         |           |         |           |            |
|  | VII  |         |           |         |           |         |           |            |
|  | VIII |         |           |         |           |         |           |            |
|  | IX   |         |           |         |           |         |           |            |
|  | X    |         |           |         |           |         |           |            |
|  | XI   |         |           |         |           |         |           |            |
|  | XII  |         |           |         |           |         |           |            |
| 2011   |      | 10.126  | 10.583    | 104,51% | 5.377     | 50,81%  | 5.206     | 13.134     |

\* Pendientes reales

EVOLUCIÓN DE LA GESTIÓN 2004-2010



EVOLUCIÓN MEDIAS MENSUALES



## PENSIÓN NO CONTRIBUTIVA DE INVALIDEZ

### DATOS DE GESTIÓN CORRESPONDIENTES AL MES DE ABRIL DE 2011

| CC.AA.<br>Y/O<br>PROVINCIAS | PTES.<br>MES<br>ANTERIOR | SOLICITUDES<br>PRESENTADAS |          |          |          |            | A<br>RESOLV.<br>MES | SOLICITUDES RESUELTAS |          |           |          |            |              |           |            |              | PTES.<br>FIN<br>MES |
|-----------------------------|--------------------------|----------------------------|----------|----------|----------|------------|---------------------|-----------------------|----------|-----------|----------|------------|--------------|-----------|------------|--------------|---------------------|
|                             |                          |                            |          |          |          |            |                     | APROBADAS             |          |           |          |            | NO APROBADAS |           | TOTAL      |              |                     |
|                             |                          | NUEVAS                     | LISMI    | PAS      | INSS     | TOTAL      |                     | NUEVAS                | LISMI    | PAS       | INSS     | TOTAL      | DNG          | CAD-DES   |            |              |                     |
| <b>ANDALUCÍA</b>            | <b>2.548</b>             | <b>430</b>                 | <b>3</b> | <b>5</b> | <b>0</b> | <b>438</b> | <b>2.986</b>        | <b>267</b>            | <b>3</b> | <b>11</b> | <b>2</b> | <b>283</b> | <b>127</b>   | <b>12</b> | <b>422</b> | <b>2.564</b> |                     |
| ALMERÍA                     | 57                       | 21                         | 0        | 0        | 0        | 21         | 78                  | 14                    | 0        | 0         | 0        | 14         | 5            | 4         | 23         | 55           |                     |
| CÁDIZ                       | 506                      | 50                         | 0        | 2        | 0        | 52         | 558                 | 40                    | 1        | 3         | 0        | 44         | 7            | 0         | 51         | 507          |                     |
| CÓRDOBA                     | 141                      | 59                         | 0        | 0        | 0        | 59         | 200                 | 26                    | 0        | 0         | 0        | 26         | 5            | 2         | 33         | 167          |                     |
| GRANADA                     | 216                      | 59                         | 0        | 0        | 0        | 59         | 275                 | 29                    | 0        | 1         | 0        | 30         | 15           | 1         | 46         | 229          |                     |
| HUELVA                      | 55                       | 32                         | 0        | 1        | 0        | 33         | 88                  | 21                    | 0        | 1         | 0        | 22         | 7            | 3         | 32         | 56           |                     |
| JAÉN                        | 60                       | 25                         | 0        | 0        | 0        | 25         | 85                  | 19                    | 0        | 0         | 2        | 21         | 6            | 0         | 27         | 58           |                     |
| MÁLAGA                      | 424                      | 110                        | 3        | 1        | 0        | 114        | 538                 | 45                    | 0        | 3         | 0        | 48         | 35           | 2         | 85         | 453          |                     |
| SEVILLA                     | 1.089                    | 74                         | 0        | 1        | 0        | 75         | 1.164               | 73                    | 2        | 3         | 0        | 78         | 47           | 0         | 125        | 1.039        |                     |
| <b>ARAGÓN</b>               | <b>60</b>                | <b>30</b>                  | <b>1</b> | <b>0</b> | <b>1</b> | <b>32</b>  | <b>92</b>           | <b>22</b>             | <b>0</b> | <b>0</b>  | <b>0</b> | <b>22</b>  | <b>12</b>    | <b>7</b>  | <b>41</b>  | <b>51</b>    |                     |
| HUESCA                      | 12                       | 3                          | 0        | 0        | 1        | 4          | 16                  | 4                     | 0        | 0         | 0        | 4          | 2            | 0         | 6          | 10           |                     |
| TERUEL                      | 3                        | 1                          | 1        | 0        | 0        | 2          | 5                   | 1                     | 0        | 0         | 0        | 1          | 1            | 0         | 2          | 3            |                     |
| ZARAGOZA                    | 45                       | 26                         | 0        | 0        | 0        | 26         | 71                  | 17                    | 0        | 0         | 0        | 17         | 9            | 7         | 33         | 38           |                     |
| <b>ASTURIAS</b>             | <b>174</b>               | <b>63</b>                  | <b>2</b> | <b>0</b> | <b>0</b> | <b>65</b>  | <b>239</b>          | <b>34</b>             | <b>0</b> | <b>0</b>  | <b>0</b> | <b>34</b>  | <b>20</b>    | <b>7</b>  | <b>61</b>  | <b>178</b>   |                     |
| <b>ILLES BALEARS</b>        | <b>51</b>                | <b>46</b>                  | <b>0</b> | <b>1</b> | <b>0</b> | <b>47</b>  | <b>98</b>           | <b>24</b>             | <b>1</b> | <b>0</b>  | <b>0</b> | <b>25</b>  | <b>6</b>     | <b>6</b>  | <b>37</b>  | <b>61</b>    |                     |
| <b>CANARIAS</b>             | <b>3.636</b>             | <b>262</b>                 | <b>0</b> | <b>1</b> | <b>0</b> | <b>263</b> | <b>3.899</b>        | <b>105</b>            | <b>0</b> | <b>2</b>  | <b>0</b> | <b>107</b> | <b>127</b>   | <b>64</b> | <b>298</b> | <b>3.601</b> |                     |
| LAS PALMAS                  | 1.872                    | 99                         | 0        | 0        | 0        | 99         | 1.971               | 38                    | 0        | 1         | 0        | 39         | 50           | 48        | 137        | 1.834        |                     |
| S.C. TENERIFE               | 1.764                    | 163                        | 0        | 1        | 0        | 164        | 1.928               | 67                    | 0        | 1         | 0        | 68         | 77           | 16        | 161        | 1.767        |                     |
| <b>CANTABRIA</b>            | <b>26</b>                | <b>34</b>                  | <b>0</b> | <b>0</b> | <b>0</b> | <b>34</b>  | <b>60</b>           | <b>29</b>             | <b>0</b> | <b>0</b>  | <b>0</b> | <b>29</b>  | <b>10</b>    | <b>0</b>  | <b>39</b>  | <b>21</b>    |                     |
| <b>CASTILLA Y LEÓN</b>      | <b>326</b>               | <b>95</b>                  | <b>0</b> | <b>0</b> | <b>0</b> | <b>95</b>  | <b>421</b>          | <b>63</b>             | <b>0</b> | <b>0</b>  | <b>0</b> | <b>63</b>  | <b>26</b>    | <b>74</b> | <b>163</b> | <b>258</b>   |                     |
| ÁVILA                       | 15                       | 6                          | 0        | 0        | 0        | 6          | 21                  | 6                     | 0        | 0         | 0        | 6          | 0            | 0         | 6          | 15           |                     |
| BURGOS                      | 79                       | 29                         | 0        | 0        | 0        | 29         | 108                 | 8                     | 0        | 0         | 0        | 8          | 3            | 1         | 12         | 96           |                     |
| LEÓN                        | 41                       | 10                         | 0        | 0        | 0        | 10         | 51                  | 12                    | 0        | 0         | 0        | 12         | 3            | 0         | 15         | 36           |                     |
| PALENCIA                    | 18                       | 6                          | 0        | 0        | 0        | 6          | 24                  | 11                    | 0        | 0         | 0        | 11         | 1            | 0         | 12         | 12           |                     |
| SALAMANCA                   | 46                       | 12                         | 0        | 0        | 0        | 12         | 58                  | 7                     | 0        | 0         | 0        | 7          | 6            | 1         | 14         | 44           |                     |
| SEGOVIA                     | 23                       | 2                          | 0        | 0        | 0        | 2          | 25                  | 5                     | 0        | 0         | 0        | 5          | 2            | 1         | 8          | 17           |                     |
| SORIA                       | 2                        | 3                          | 0        | 0        | 0        | 3          | 5                   | 0                     | 0        | 0         | 0        | 0          | 0            | 0         | 0          | 5            |                     |
| VALLADOLID                  | 74                       | 12                         | 0        | 0        | 0        | 12         | 86                  | 6                     | 0        | 0         | 0        | 6          | 3            | 71        | 80         | 6            |                     |
| ZAMORA                      | 28                       | 15                         | 0        | 0        | 0        | 15         | 43                  | 8                     | 0        | 0         | 0        | 8          | 8            | 0         | 16         | 27           |                     |
| <b>CASTILLA-LA MANCHA</b>   | <b>446</b>               | <b>100</b>                 | <b>0</b> | <b>0</b> | <b>0</b> | <b>100</b> | <b>546</b>          | <b>80</b>             | <b>0</b> | <b>1</b>  | <b>0</b> | <b>81</b>  | <b>25</b>    | <b>7</b>  | <b>113</b> | <b>433</b>   |                     |
| ALBACETE                    | 122                      | 6                          | 0        | 0        | 0        | 6          | 128                 | 27                    | 0        | 1         | 0        | 28         | 4            | 0         | 32         | 96           |                     |
| CIUDAD REAL                 | 104                      | 41                         | 0        | 0        | 0        | 41         | 145                 | 34                    | 0        | 0         | 0        | 34         | 7            | 4         | 45         | 100          |                     |
| CUENCA                      | 22                       | 18                         | 0        | 0        | 0        | 18         | 40                  | 12                    | 0        | 0         | 0        | 12         | 12           | 0         | 24         | 16           |                     |
| GUADALAJARA                 | 10                       | 10                         | 0        | 0        | 0        | 10         | 20                  | 1                     | 0        | 0         | 0        | 1          | 0            | 1         | 2          | 18           |                     |
| TOLEDO                      | 188                      | 25                         | 0        | 0        | 0        | 25         | 213                 | 6                     | 0        | 0         | 0        | 6          | 2            | 2         | 10         | 203          |                     |

(Continúa al dorso)

| CC.AA.<br>Y/O<br>PROVINCIAS | PTES.<br>MES<br>ANTERIOR | SOLICITUDES<br>PRESENTADAS |       |     |      |       | A<br>RESOLV.<br>MES | SOLICITUDES RESUELTAS |       |     |      |       |              |         |       |       | PTES.<br>FIN<br>MES |
|-----------------------------|--------------------------|----------------------------|-------|-----|------|-------|---------------------|-----------------------|-------|-----|------|-------|--------------|---------|-------|-------|---------------------|
|                             |                          |                            |       |     |      |       |                     | APROBADAS             |       |     |      |       | NO APROBADAS |         | TOTAL |       |                     |
|                             |                          | NUEVAS                     | LISMI | PAS | INSS | TOTAL |                     | NUEVAS                | LISMI | PAS | INSS | TOTAL | DNG          | CAD-DES |       |       |                     |
| CATALUNYA                   | 2.585                    | 356                        | 1     | 0   | 17   | 374   | 2.959               | 125                   | 1     | 0   | 4    | 130   | 129          | 63      | 322   | 2.637 |                     |
| BARCELONA                   | 1.968                    | 272                        | 0     | 0   | 14   | 286   | 2.254               | 90                    | 1     | 0   | 4    | 95    | 95           | 45      | 235   | 2.019 |                     |
| GIRONA                      | 247                      | 24                         | 0     | 0   | 0    | 24    | 271                 | 15                    | 0     | 0   | 0    | 15    | 8            | 7       | 30    | 241   |                     |
| LLEIDA                      | 72                       | 15                         | 0     | 0   | 0    | 15    | 87                  | 4                     | 0     | 0   | 0    | 4     | 3            | 2       | 9     | 78    |                     |
| TARRAGONA                   | 298                      | 45                         | 1     | 0   | 3    | 49    | 347                 | 16                    | 0     | 0   | 0    | 16    | 23           | 9       | 48    | 299   |                     |
| COMUNIDAD VALENCIANA        | 1.651                    | 194                        | 0     | 2   | 0    | 196   | 1.847               | 139                   | 1     | 2   | 0    | 142   | 233          | 43      | 418   | 1.429 |                     |
| ALICANTE                    | 723                      | 51                         | 0     | 0   | 0    | 51    | 774                 | 43                    | 1     | 2   | 0    | 46    | 30           | 14      | 90    | 684   |                     |
| CASTELLÓN                   | 128                      | 35                         | 0     | 0   | 0    | 35    | 163                 | 22                    | 0     | 0   | 0    | 22    | 9            | 3       | 34    | 129   |                     |
| VALENCIA                    | 800                      | 108                        | 0     | 2   | 0    | 110   | 910                 | 74                    | 0     | 0   | 0    | 74    | 194          | 26      | 294   | 616   |                     |
| EXTREMADURA                 | 83                       | 44                         | 0     | 0   | 0    | 44    | 127                 | 16                    | 0     | 1   | 0    | 17    | 6            | 2       | 25    | 102   |                     |
| BADAJOS                     | 53                       | 33                         | 0     | 0   | 0    | 33    | 86                  | 12                    | 0     | 1   | 0    | 13    | 6            | 1       | 20    | 66    |                     |
| CÁCERES                     | 30                       | 11                         | 0     | 0   | 0    | 11    | 41                  | 4                     | 0     | 0   | 0    | 4     | 0            | 1       | 5     | 36    |                     |
| GALICIA                     | 340                      | 185                        | 0     | 0   | 0    | 185   | 525                 | 114                   | 1     | 0   | 3    | 118   | 87           | 6       | 211   | 314   |                     |
| A CORUÑA                    | 210                      | 50                         | 0     | 0   | 0    | 50    | 260                 | 49                    | 0     | 0   | 3    | 52    | 25           | 3       | 80    | 180   |                     |
| LUGO                        | 13                       | 13                         | 0     | 0   | 0    | 13    | 26                  | 5                     | 0     | 0   | 0    | 5     | 5            | 0       | 10    | 16    |                     |
| OURENSE                     | 113                      | 14                         | 0     | 0   | 0    | 14    | 127                 | 14                    | 1     | 0   | 0    | 15    | 13           | 0       | 28    | 99    |                     |
| PONTEVEDRA                  | 4                        | 108                        | 0     | 0   | 0    | 108   | 112                 | 46                    | 0     | 0   | 0    | 46    | 44           | 3       | 93    | 19    |                     |
| MADRID                      | 740                      | 283                        | 0     | 4   | 0    | 287   | 1.027               | 136                   | 0     | 4   | 0    | 140   | 93           | 12      | 245   | 782   |                     |
| MURCIA                      | 531                      | 111                        | 1     | 5   | 3    | 120   | 651                 | 36                    | 1     | 0   | 1    | 38    | 79           | 8       | 125   | 526   |                     |
| NAVARRA                     | 11                       | 13                         | 0     | 0   | 0    | 13    | 24                  | 2                     | 1     | 1   | 0    | 4     | 1            | 0       | 5     | 19    |                     |
| PAÍS VASCO                  | 77                       | 75                         | 0     | 0   | 0    | 75    | 152                 | 76                    | 0     | 0   | 0    | 76    | 19           | 1       | 96    | 56    |                     |
| ÁLAVA                       | 7                        | 7                          | 0     | 0   | 0    | 7     | 14                  | 12                    | 0     | 0   | 0    | 12    | 1            | 0       | 13    | 1     |                     |
| GUIPÚZCOA                   | 2                        | 39                         | 0     | 0   | 0    | 39    | 41                  | 31                    | 0     | 0   | 0    | 31    | 9            | 0       | 40    | 1     |                     |
| VIZCAYA                     | 68                       | 29                         | 0     | 0   | 0    | 29    | 97                  | 33                    | 0     | 0   | 0    | 33    | 9            | 1       | 43    | 54    |                     |
| LA RIOJA                    | 8                        | 6                          | 0     | 0   | 0    | 6     | 14                  | 6                     | 0     | 0   | 0    | 6     | 1            | 0       | 7     | 7     |                     |
| CEUTA                       | 44                       | 15                         | 0     | 0   | 0    | 15    | 59                  | 1                     | 0     | 0   | 0    | 1     | 6            | 2       | 9     | 50    |                     |
| MELILLA                     | 54                       | 17                         | 0     | 0   | 0    | 17    | 71                  | 13                    | 0     | 0   | 0    | 13    | 10           | 3       | 26    | 45    |                     |

|              |        |       |   |    |    |       |        |       |   |    |    |       |       |     |       |        |
|--------------|--------|-------|---|----|----|-------|--------|-------|---|----|----|-------|-------|-----|-------|--------|
| TOTAL ESTADO | 13.391 | 2.359 | 8 | 18 | 21 | 2.406 | 15.797 | 1.288 | 9 | 22 | 10 | 1.329 | 1.017 | 317 | 2.663 | 13.134 |
|--------------|--------|-------|---|----|----|-------|--------|-------|---|----|----|-------|-------|-----|-------|--------|

## PENSIÓN NO CONTRIBUTIVA DE INVALIDEZ

### CAUSAS DE DENEGACIÓN CORRESPONDIENTES AL MES DE ABRIL DE 2011

| CC.AA.<br>Y/O<br>PROVINCIAS | EDAD | RESIDENCIA<br>LEGAL | RECURSOS<br>ECONÓMICOS |        | GRADO<br>MINUSVALÍA<br>ENF. CRÓNICA | PRESTACIÓN<br>INCOMPATIBLE | SOLICITAR<br>SIN PASAR<br>DOS AÑOS | SIN<br>DESGLOSAR | TOTAL<br>CAUSAS DE<br>DENEGACIÓN |
|-----------------------------|------|---------------------|------------------------|--------|-------------------------------------|----------------------------|------------------------------------|------------------|----------------------------------|
|                             |      |                     | PERSONALES             | U.E.C. |                                     |                            |                                    |                  |                                  |
|                             |      |                     | ANDALUCÍA              | 1      |                                     |                            |                                    |                  |                                  |
| ALMERÍA                     | 0    | 1                   | 1                      | 3      | 0                                   | 0                          | 0                                  | 0                | 5                                |
| CÁDIZ                       | 0    | 0                   | 4                      | 2      | 1                                   | 0                          | 0                                  | 0                | 7                                |
| CÓRDOBA                     | 0    | 0                   | 1                      | 1      | 2                                   | 1                          | 0                                  | 0                | 5                                |
| GRANADA                     | 0    | 0                   | 1                      | 2      | 12                                  | 0                          | 0                                  | 0                | 15                               |
| HUELVA                      | 0    | 0                   | 0                      | 2      | 5                                   | 0                          | 0                                  | 0                | 7                                |
| JAÉN                        | 0    | 0                   | 1                      | 0      | 5                                   | 0                          | 0                                  | 0                | 6                                |
| MÁLAGA                      | 1    | 2                   | 5                      | 5      | 22                                  | 0                          | 0                                  | 0                | 35                               |
| SEVILLA                     | 0    | 0                   | 4                      | 5      | 35                                  | 3                          | 0                                  | 0                | 47                               |
| ARAGÓN                      | 0    | 0                   | 3                      | 3      | 4                                   | 2                          | 0                                  | 0                | 12                               |
| HUESCA                      | 0    | 0                   | 0                      | 0      | 2                                   | 0                          | 0                                  | 0                | 2                                |
| TERUEL                      | 0    | 0                   | 0                      | 0      | 1                                   | 0                          | 0                                  | 0                | 1                                |
| ZARAGOZA                    | 0    | 0                   | 3                      | 3      | 1                                   | 2                          | 0                                  | 0                | 9                                |
| ASTURIAS                    | 1    | 0                   | 4                      | 6      | 8                                   | 1                          | 0                                  | 0                | 20                               |
| ILLES BALEARS               | 0    | 1                   | 0                      | 0      | 5                                   | 0                          | 0                                  | 0                | 6                                |
| CANARIAS                    | 1    | 3                   | 35                     | 21     | 63                                  | 4                          | 0                                  | 0                | 127                              |
| LAS PALMAS                  | 1    | 1                   | 15                     | 8      | 25                                  | 0                          | 0                                  | 0                | 50                               |
| S.C. TENERIFE               | 0    | 2                   | 20                     | 13     | 38                                  | 4                          | 0                                  | 0                | 77                               |
| CANTABRIA                   | 0    | 0                   | 1                      | 1      | 8                                   | 0                          | 0                                  | 0                | 10                               |
| CASTILLA Y LEÓN             | 0    | 0                   | 9                      | 3      | 13                                  | 1                          | 0                                  | 0                | 26                               |
| ÁVILA                       | 0    | 0                   | 0                      | 0      | 0                                   | 0                          | 0                                  | 0                | 0                                |
| BURGOS                      | 0    | 0                   | 1                      | 1      | 0                                   | 1                          | 0                                  | 0                | 3                                |
| LEÓN                        | 0    | 0                   | 0                      | 1      | 2                                   | 0                          | 0                                  | 0                | 3                                |
| PALENCIA                    | 0    | 0                   | 0                      | 1      | 0                                   | 0                          | 0                                  | 0                | 1                                |
| SALAMANCA                   | 0    | 0                   | 2                      | 0      | 4                                   | 0                          | 0                                  | 0                | 6                                |
| SEGOVIA                     | 0    | 0                   | 1                      | 0      | 1                                   | 0                          | 0                                  | 0                | 2                                |
| SORIA                       | 0    | 0                   | 0                      | 0      | 0                                   | 0                          | 0                                  | 0                | 0                                |
| VALLADOLID                  | 0    | 0                   | 3                      | 0      | 0                                   | 0                          | 0                                  | 0                | 3                                |
| ZAMORA                      | 0    | 0                   | 2                      | 0      | 6                                   | 0                          | 0                                  | 0                | 8                                |
| CASTILLA-LA MANCHA          | 0    | 0                   | 9                      | 7      | 9                                   | 0                          | 0                                  | 0                | 25                               |
| ALBACETE                    | 0    | 0                   | 1                      | 1      | 2                                   | 0                          | 0                                  | 0                | 4                                |
| CIUDAD REAL                 | 0    | 0                   | 1                      | 4      | 2                                   | 0                          | 0                                  | 0                | 7                                |
| CUENCA                      | 0    | 0                   | 6                      | 1      | 5                                   | 0                          | 0                                  | 0                | 12                               |
| GUADALAJARA                 | 0    | 0                   | 0                      | 0      | 0                                   | 0                          | 0                                  | 0                | 0                                |
| TOLEDO                      | 0    | 0                   | 1                      | 1      | 0                                   | 0                          | 0                                  | 0                | 2                                |

(Continúa al dorso)

| CC.AA.<br>Y/O<br>PROVINCIAS | EDAD     | RESIDENCIA<br>LEGAL | RECURSOS<br>ECONÓMICOS |            | GRADO<br>MINUSVALÍA<br>ENF. CRÓNICA | PRESTACIÓN<br>INCOMPATIBLE | SOLICITAR<br>SIN PASAR<br>DOS AÑOS | SIN<br>DESGLOSAR | TOTAL<br>CAUSAS DE<br>DENEGACIÓN |
|-----------------------------|----------|---------------------|------------------------|------------|-------------------------------------|----------------------------|------------------------------------|------------------|----------------------------------|
|                             |          |                     | PERSONALES             | U.E.C.     |                                     |                            |                                    |                  |                                  |
|                             |          |                     | CATALUNYA              | 0          |                                     |                            |                                    |                  |                                  |
| BARCELONA                   | 0        | 3                   | 17                     | 30         | 31                                  | 14                         | 0                                  | 0                | 95                               |
| GIRONA                      | 0        | 0                   | 6                      | 1          | 0                                   | 1                          | 0                                  | 0                | 8                                |
| LLEIDA                      | 0        | 0                   | 1                      | 1          | 1                                   | 0                          | 0                                  | 0                | 3                                |
| TARRAGONA                   | 0        | 1                   | 7                      | 9          | 3                                   | 3                          | 0                                  | 0                | 23                               |
| COMUNIDAD VALENCIANA        | 0        | 4                   | 24                     | 28         | 175                                 | 2                          | 0                                  | 0                | 233                              |
| ALICANTE                    | 0        | 2                   | 17                     | 6          | 5                                   | 0                          | 0                                  | 0                | 30                               |
| CASTELLÓN                   | 0        | 1                   | 0                      | 2          | 6                                   | 0                          | 0                                  | 0                | 9                                |
| VALENCIA                    | 0        | 1                   | 7                      | 20         | 164                                 | 2                          | 0                                  | 0                | 194                              |
| EXTREMADURA                 | 0        | 0                   | 0                      | 3          | 3                                   | 0                          | 0                                  | 0                | 6                                |
| BADAJOS                     | 0        | 0                   | 0                      | 3          | 3                                   | 0                          | 0                                  | 0                | 6                                |
| CÁCERES                     | 0        | 0                   | 0                      | 0          | 0                                   | 0                          | 0                                  | 0                | 0                                |
| GALICIA                     | 1        | 3                   | 17                     | 12         | 49                                  | 3                          | 0                                  | 2                | 87                               |
| A CORUÑA                    | 1        | 1                   | 3                      | 2          | 16                                  | 0                          | 0                                  | 2                | 25                               |
| LUGO                        | 0        | 0                   | 0                      | 0          | 4                                   | 1                          | 0                                  | 0                | 5                                |
| OURENSE                     | 0        | 0                   | 2                      | 1          | 10                                  | 0                          | 0                                  | 0                | 13                               |
| PONTEVEDRA                  | 0        | 2                   | 12                     | 9          | 19                                  | 2                          | 0                                  | 0                | 44                               |
| MADRID                      | 1        | 9                   | 33                     | 30         | 20                                  | 0                          | 0                                  | 0                | 93                               |
| MURCIA                      | 2        | 4                   | 20                     | 6          | 46                                  | 1                          | 0                                  | 0                | 79                               |
| NAVARRA                     | 0        | 0                   | 1                      | 0          | 0                                   | 0                          | 0                                  | 0                | 1                                |
| PAÍS VASCO                  | 1        | 3                   | 0                      | 7          | 3                                   | 5                          | 0                                  | 0                | 19                               |
| ÁLAVA                       | 0        | 0                   | 0                      | 1          | 0                                   | 0                          | 0                                  | 0                | 1                                |
| GUIPÚZCOA                   | 1        | 3                   | 0                      | 4          | 0                                   | 1                          | 0                                  | 0                | 9                                |
| VIZCAYA                     | 0        | 0                   | 0                      | 2          | 3                                   | 4                          | 0                                  | 0                | 9                                |
| LA RIOJA                    | 0        | 0                   | 0                      | 0          | 1                                   | 0                          | 0                                  | 0                | 1                                |
| CEUTA                       | 0        | 1                   | 0                      | 0          | 5                                   | 0                          | 0                                  | 0                | 6                                |
| MELILLA                     | 0        | 0                   | 0                      | 1          | 9                                   | 0                          | 0                                  | 0                | 10                               |
| <b>TOTAL ESTADO</b>         | <b>8</b> | <b>35</b>           | <b>204</b>             | <b>189</b> | <b>538</b>                          | <b>41</b>                  | <b>0</b>                           | <b>2</b>         | <b>1.017</b>                     |

## PENSIÓN NO CONTRIBUTIVA DE INVALIDEZ

### DATOS ACUMULADOS DE GESTIÓN CORRESPONDIENTES AL AÑO 2011 HASTA ABRIL

| CC.AA.<br>Y/O<br>PROVINCIAS | PTES.<br>AÑO<br>ANTERIOR | SOLICITUDES<br>PRESENTADAS |       |     |      |       | A<br>RESOLV.<br>AÑO | SOLICITUDES RESUELTAS |       |     |      |       |              |         |       |       | PTES.<br>FINAL |
|-----------------------------|--------------------------|----------------------------|-------|-----|------|-------|---------------------|-----------------------|-------|-----|------|-------|--------------|---------|-------|-------|----------------|
|                             |                          | NUEVAS                     | LISMI | PAS | INSS | TOTAL |                     | APROBADAS             |       |     |      |       | NO APROBADAS |         | TOTAL |       |                |
|                             |                          |                            |       |     |      |       |                     | NUEVAS                | LISMI | PAS | INSS | TOTAL | DNG          | CAD-DES |       |       |                |
| <b>ANDALUCÍA</b>            | 2.651                    | 2.006                      | 10    | 33  | 3    | 2.052 | 4.703               | 1.164                 | 15    | 32  | 3    | 1.214 | 831          | 94      | 2.139 | 2.564 |                |
| ALMERÍA                     | 84                       | 106                        | 0     | 0   | 0    | 106   | 190                 | 81                    | 0     | 0   | 0    | 81    | 38           | 16      | 135   | 55    |                |
| CÁDIZ                       | 492                      | 298                        | 1     | 11  | 0    | 310   | 802                 | 198                   | 2     | 13  | 0    | 213   | 76           | 6       | 295   | 507   |                |
| CÓRDOBA                     | 175                      | 173                        | 0     | 0   | 0    | 173   | 348                 | 118                   | 2     | 3   | 0    | 123   | 47           | 11      | 181   | 167   |                |
| GRANADA                     | 208                      | 188                        | 0     | 0   | 0    | 188   | 396                 | 97                    | 1     | 1   | 0    | 99    | 64           | 4       | 167   | 229   |                |
| HUELVA                      | 82                       | 155                        | 0     | 6   | 0    | 161   | 243                 | 123                   | 0     | 2   | 0    | 125   | 56           | 6       | 187   | 56    |                |
| JAÉN                        | 62                       | 97                         | 1     | 1   | 3    | 102   | 164                 | 64                    | 1     | 2   | 3    | 70    | 31           | 5       | 106   | 58    |                |
| MÁLAGA                      | 416                      | 517                        | 7     | 8   | 0    | 532   | 948                 | 234                   | 6     | 8   | 0    | 248   | 201          | 46      | 495   | 453   |                |
| SEVILLA                     | 1.132                    | 472                        | 1     | 7   | 0    | 480   | 1.612               | 249                   | 3     | 3   | 0    | 255   | 318          | 0       | 573   | 1.039 |                |
| <b>ARAGÓN</b>               | 55                       | 120                        | 3     | 2   | 1    | 126   | 181                 | 84                    | 1     | 2   | 0    | 87    | 34           | 9       | 130   | 51    |                |
| HUESCA                      | 12                       | 17                         | 0     | 0   | 1    | 18    | 30                  | 11                    | 1     | 0   | 0    | 12    | 8            | 0       | 20    | 10    |                |
| TERUEL                      | 8                        | 10                         | 1     | 0   | 0    | 11    | 19                  | 12                    | 0     | 0   | 0    | 12    | 4            | 0       | 16    | 3     |                |
| ZARAGOZA                    | 35                       | 93                         | 2     | 2   | 0    | 97    | 132                 | 61                    | 0     | 2   | 0    | 63    | 22           | 9       | 94    | 38    |                |
| <b>ASTURIAS</b>             | 235                      | 175                        | 2     | 0   | 0    | 177   | 412                 | 146                   | 0     | 0   | 0    | 146   | 66           | 22      | 234   | 178   |                |
| <b>ILLES BALEARS</b>        | 72                       | 251                        | 0     | 1   | 0    | 252   | 324                 | 146                   | 2     | 0   | 0    | 148   | 83           | 32      | 263   | 61    |                |
| <b>CANARIAS</b>             | 3.591                    | 1.037                      | 0     | 7   | 0    | 1.044 | 4.635               | 456                   | 1     | 8   | 1    | 466   | 466          | 102     | 1.034 | 3.601 |                |
| LAS PALMAS                  | 1.839                    | 445                        | 0     | 5   | 0    | 450   | 2.289               | 161                   | 1     | 6   | 0    | 168   | 222          | 65      | 455   | 1.834 |                |
| S.C. TENERIFE               | 1.752                    | 592                        | 0     | 2   | 0    | 594   | 2.346               | 295                   | 0     | 2   | 1    | 298   | 244          | 37      | 579   | 1.767 |                |
| <b>CANTABRIA</b>            | 20                       | 135                        | 0     | 1   | 0    | 136   | 156                 | 100                   | 1     | 0   | 0    | 101   | 34           | 0       | 135   | 21    |                |
| <b>CASTILLA Y LEÓN</b>      | 424                      | 390                        | 0     | 0   | 0    | 390   | 814                 | 243                   | 2     | 0   | 0    | 245   | 79           | 232     | 556   | 258   |                |
| ÁVILA                       | 11                       | 29                         | 0     | 0   | 0    | 29    | 40                  | 19                    | 0     | 0   | 0    | 19    | 4            | 2       | 25    | 15    |                |
| BURGOS                      | 70                       | 104                        | 0     | 0   | 0    | 104   | 174                 | 51                    | 0     | 0   | 0    | 51    | 19           | 8       | 78    | 96    |                |
| LEÓN                        | 31                       | 58                         | 0     | 0   | 0    | 58    | 89                  | 36                    | 1     | 0   | 0    | 37    | 14           | 2       | 53    | 36    |                |
| PALENCIA                    | 2                        | 31                         | 0     | 0   | 0    | 31    | 33                  | 20                    | 0     | 0   | 0    | 20    | 1            | 0       | 21    | 12    |                |
| SALAMANCA                   | 42                       | 51                         | 0     | 0   | 0    | 51    | 93                  | 31                    | 1     | 0   | 0    | 32    | 15           | 2       | 49    | 44    |                |
| SEGOVIA                     | 22                       | 17                         | 0     | 0   | 0    | 17    | 39                  | 15                    | 0     | 0   | 0    | 15    | 3            | 4       | 22    | 17    |                |
| SORIA                       | 4                        | 7                          | 0     | 0   | 0    | 7     | 11                  | 5                     | 0     | 0   | 0    | 5     | 0            | 1       | 6     | 5     |                |
| VALLADOLID                  | 207                      | 52                         | 0     | 0   | 0    | 52    | 259                 | 34                    | 0     | 0   | 0    | 34    | 6            | 213     | 253   | 6     |                |
| ZAMORA                      | 35                       | 41                         | 0     | 0   | 0    | 41    | 76                  | 32                    | 0     | 0   | 0    | 32    | 17           | 0       | 49    | 27    |                |
| <b>CASTILLA-LA MANCHA</b>   | 559                      | 500                        | 0     | 0   | 1    | 501   | 1.060               | 363                   | 0     | 4   | 1    | 368   | 222          | 37      | 627   | 433   |                |
| ALBACETE                    | 116                      | 111                        | 0     | 0   | 0    | 111   | 227                 | 67                    | 0     | 4   | 0    | 71    | 52           | 8       | 131   | 96    |                |
| CIUDAD REAL                 | 162                      | 166                        | 0     | 0   | 0    | 166   | 328                 | 158                   | 0     | 0   | 0    | 158   | 59           | 11      | 228   | 100   |                |
| CUENCA                      | 27                       | 89                         | 0     | 0   | 0    | 89    | 116                 | 44                    | 0     | 0   | 0    | 44    | 53           | 3       | 100   | 16    |                |
| GUADALAJARA                 | 18                       | 44                         | 0     | 0   | 1    | 45    | 63                  | 23                    | 0     | 0   | 1    | 24    | 16           | 5       | 45    | 18    |                |
| TOLEDO                      | 236                      | 90                         | 0     | 0   | 0    | 90    | 326                 | 71                    | 0     | 0   | 0    | 71    | 42           | 10      | 123   | 203   |                |

*(Continúa al dorso)*

| CC.AA.<br>Y/O<br>PROVINCIAS | PTES.<br>AÑO<br>ANTERIOR | SOLICITUDES<br>PRESENTADAS |       |     |      |       | A<br>RESOLV.<br>AÑO | SOLICITUDES RESUELTAS |       |     |      |       |              |         |       |       | PTES.<br>FINAL |
|-----------------------------|--------------------------|----------------------------|-------|-----|------|-------|---------------------|-----------------------|-------|-----|------|-------|--------------|---------|-------|-------|----------------|
|                             |                          | NUEVAS                     | LISMI | PAS | INSS | TOTAL |                     | APROBADAS             |       |     |      |       | NO APROBADAS |         | TOTAL |       |                |
|                             |                          |                            |       |     |      |       |                     | NUEVAS                | LISMI | PAS | INSS | TOTAL | DNG          | CAD-DES |       |       |                |
| CATALUNYA                   | 2.488                    | 1.637                      | 5     | 0   | 75   | 1.717 | 4.205               | 521                   | 6     | 0   | 53   | 580   | 621          | 367     | 1.568 | 2.637 |                |
| BARCELONA                   | 1.854                    | 1.265                      | 3     | 0   | 59   | 1.327 | 3.181               | 371                   | 6     | 0   | 38   | 415   | 490          | 257     | 1.162 | 2.019 |                |
| GIRONA                      | 275                      | 116                        | 0     | 0   | 2    | 118   | 393                 | 59                    | 0     | 0   | 9    | 68    | 46           | 38      | 152   | 241   |                |
| LLEIDA                      | 66                       | 61                         | 0     | 0   | 4    | 65    | 131                 | 17                    | 0     | 0   | 1    | 18    | 17           | 18      | 53    | 78    |                |
| TARRAGONA                   | 293                      | 195                        | 2     | 0   | 10   | 207   | 500                 | 74                    | 0     | 0   | 5    | 79    | 68           | 54      | 201   | 299   |                |
| COMUNIDAD VALENCIANA        | 1.522                    | 1.057                      | 4     | 10  | 0    | 1.071 | 2.593               | 503                   | 9     | 18  | 0    | 530   | 557          | 77      | 1.164 | 1.429 |                |
| ALICANTE                    | 663                      | 330                        | 4     | 4   | 0    | 338   | 1.001               | 142                   | 8     | 8   | 0    | 158   | 121          | 38      | 317   | 684   |                |
| CASTELLÓN                   | 89                       | 124                        | 0     | 1   | 0    | 125   | 214                 | 67                    | 0     | 1   | 0    | 68    | 13           | 4       | 85    | 129   |                |
| VALENCIA                    | 770                      | 603                        | 0     | 5   | 0    | 608   | 1.378               | 294                   | 1     | 9   | 0    | 304   | 423          | 35      | 762   | 616   |                |
| EXTREMADURA                 | 14                       | 190                        | 2     | 0   | 0    | 192   | 206                 | 53                    | 0     | 1   | 0    | 54    | 41           | 9       | 104   | 102   |                |
| BADAJOS                     | 12                       | 138                        | 0     | 0   | 0    | 138   | 150                 | 41                    | 0     | 1   | 0    | 42    | 36           | 6       | 84    | 66    |                |
| CÁCERES                     | 2                        | 52                         | 2     | 0   | 0    | 54    | 56                  | 12                    | 0     | 0   | 0    | 12    | 5            | 3       | 20    | 36    |                |
| GALICIA                     | 411                      | 641                        | 3     | 0   | 0    | 644   | 1.055               | 390                   | 4     | 1   | 3    | 398   | 316          | 27      | 741   | 314   |                |
| A CORUÑA                    | 281                      | 164                        | 0     | 0   | 0    | 164   | 445                 | 146                   | 3     | 1   | 3    | 153   | 94           | 18      | 265   | 180   |                |
| LUGO                        | 10                       | 57                         | 0     | 0   | 0    | 57    | 67                  | 33                    | 0     | 0   | 0    | 33    | 17           | 1       | 51    | 16    |                |
| OURENSE                     | 111                      | 94                         | 1     | 0   | 0    | 95    | 206                 | 54                    | 1     | 0   | 0    | 55    | 52           | 0       | 107   | 99    |                |
| PONTEVEDRA                  | 9                        | 326                        | 2     | 0   | 0    | 328   | 337                 | 157                   | 0     | 0   | 0    | 157   | 153          | 8       | 318   | 19    |                |
| MADRID                      | 791                      | 765                        | 1     | 8   | 0    | 774   | 1.565               | 428                   | 1     | 8   | 0    | 437   | 238          | 108     | 783   | 782   |                |
| MURCIA                      | 539                      | 458                        | 5     | 11  | 13   | 487   | 1.026               | 182                   | 4     | 8   | 1    | 195   | 272          | 33      | 500   | 526   |                |
| NAVARRA                     | 30                       | 40                         | 2     | 1   | 0    | 43    | 73                  | 36                    | 2     | 1   | 0    | 39    | 13           | 2       | 54    | 19    |                |
| PAÍS VASCO                  | 90                       | 337                        | 0     | 0   | 0    | 337   | 427                 | 282                   | 0     | 0   | 0    | 282   | 82           | 7       | 371   | 56    |                |
| ÁLAVA                       | 2                        | 39                         | 0     | 0   | 0    | 39    | 41                  | 36                    | 0     | 0   | 0    | 36    | 4            | 0       | 40    | 1     |                |
| GUIPÚZCOA                   | 3                        | 152                        | 0     | 0   | 0    | 152   | 155                 | 122                   | 0     | 0   | 0    | 122   | 32           | 0       | 154   | 1     |                |
| VIZCAYA                     | 85                       | 146                        | 0     | 0   | 0    | 146   | 231                 | 124                   | 0     | 0   | 0    | 124   | 46           | 7       | 177   | 54    |                |
| LA RIOJA                    | 8                        | 39                         | 0     | 0   | 0    | 39    | 47                  | 31                    | 0     | 0   | 0    | 31    | 7            | 2       | 40    | 7     |                |
| CEUTA                       | 36                       | 54                         | 0     | 0   | 0    | 54    | 90                  | 11                    | 1     | 0   | 0    | 12    | 20           | 8       | 40    | 50    |                |
| MELILLA                     | 55                       | 90                         | 0     | 0   | 0    | 90    | 145                 | 44                    | 0     | 0   | 0    | 44    | 50           | 6       | 100   | 45    |                |

|              |        |       |    |    |    |        |        |       |    |    |    |       |       |       |        |        |
|--------------|--------|-------|----|----|----|--------|--------|-------|----|----|----|-------|-------|-------|--------|--------|
| TOTAL ESTADO | 13.591 | 9.922 | 37 | 74 | 93 | 10.126 | 23.717 | 5.183 | 49 | 83 | 62 | 5.377 | 4.032 | 1.174 | 10.583 | 13.134 |
|--------------|--------|-------|----|----|----|--------|--------|-------|----|----|----|-------|-------|-------|--------|--------|

## PENSIÓN NO CONTRIBUTIVA DE INVALIDEZ

### CAUSAS DE DENEGACIÓN ACUMULADAS CORRESPONDIENTES AL AÑO 2011 HASTA ABRIL

| CC.AA.<br>Y/O<br>PROVINCIAS | EDAD | RESIDENCIA<br>LEGAL | RECURSOS   |        | GRADO<br>MINUSVALÍA<br>ENF. CRÓNICA | PRESTACIÓN<br>INCOMPATIBLE | SOLICITAR<br>SIN PASAR<br>DOS AÑOS | SIN<br>DESGLOSAR | TOTAL<br>CAUSAS DE<br>DENEGACIÓN |
|-----------------------------|------|---------------------|------------|--------|-------------------------------------|----------------------------|------------------------------------|------------------|----------------------------------|
|                             |      |                     | ECONÓMICOS |        |                                     |                            |                                    |                  |                                  |
|                             |      |                     | PERSONALES | U.E.C. |                                     |                            |                                    |                  |                                  |
| ANDALUCÍA                   | 9    | 17                  | 111        | 131    | 542                                 | 21                         | 0                                  | 0                | 831                              |
| ALMERÍA                     | 1    | 3                   | 4          | 9      | 21                                  | 0                          | 0                                  | 0                | 38                               |
| CÁDIZ                       | 0    | 0                   | 36         | 31     | 1                                   | 8                          | 0                                  | 0                | 76                               |
| CÓRDOBA                     | 0    | 0                   | 13         | 9      | 21                                  | 4                          | 0                                  | 0                | 47                               |
| GRANADA                     | 0    | 4                   | 7          | 14     | 39                                  | 0                          | 0                                  | 0                | 64                               |
| HUELVA                      | 0    | 1                   | 6          | 8      | 40                                  | 1                          | 0                                  | 0                | 56                               |
| JAÉN                        | 5    | 4                   | 5          | 2      | 15                                  | 0                          | 0                                  | 0                | 31                               |
| MÁLAGA                      | 3    | 4                   | 16         | 27     | 149                                 | 2                          | 0                                  | 0                | 201                              |
| SEVILLA                     | 0    | 1                   | 24         | 31     | 256                                 | 6                          | 0                                  | 0                | 318                              |
| ARAGÓN                      | 1    | 0                   | 10         | 8      | 10                                  | 5                          | 0                                  | 0                | 34                               |
| HUESCA                      | 0    | 0                   | 1          | 1      | 4                                   | 2                          | 0                                  | 0                | 8                                |
| TERUEL                      | 1    | 0                   | 1          | 0      | 2                                   | 0                          | 0                                  | 0                | 4                                |
| ZARAGOZA                    | 0    | 0                   | 8          | 7      | 4                                   | 3                          | 0                                  | 0                | 22                               |
| ASTURIAS                    | 2    | 1                   | 15         | 16     | 22                                  | 10                         | 0                                  | 0                | 66                               |
| ILLES BALEARS               | 0    | 12                  | 8          | 0      | 52                                  | 4                          | 0                                  | 7                | 83                               |
| CANARIAS                    | 8    | 14                  | 119        | 76     | 235                                 | 14                         | 0                                  | 0                | 466                              |
| LAS PALMAS                  | 4    | 6                   | 41         | 27     | 138                                 | 6                          | 0                                  | 0                | 222                              |
| S.C. TENERIFE               | 4    | 8                   | 78         | 49     | 97                                  | 8                          | 0                                  | 0                | 244                              |
| CANTABRIA                   | 0    | 1                   | 3          | 7      | 23                                  | 0                          | 0                                  | 0                | 34                               |
| CASTILLA Y LEÓN             | 1    | 5                   | 25         | 16     | 29                                  | 3                          | 0                                  | 0                | 79                               |
| ÁVILA                       | 0    | 0                   | 3          | 1      | 0                                   | 0                          | 0                                  | 0                | 4                                |
| BURGOS                      | 0    | 2                   | 5          | 7      | 3                                   | 2                          | 0                                  | 0                | 19                               |
| LEÓN                        | 0    | 2                   | 6          | 2      | 3                                   | 1                          | 0                                  | 0                | 14                               |
| PALENCIA                    | 0    | 0                   | 0          | 1      | 0                                   | 0                          | 0                                  | 0                | 1                                |
| SALAMANCA                   | 1    | 0                   | 3          | 1      | 10                                  | 0                          | 0                                  | 0                | 15                               |
| SEGOVIA                     | 0    | 1                   | 1          | 0      | 1                                   | 0                          | 0                                  | 0                | 3                                |
| SORIA                       | 0    | 0                   | 0          | 0      | 0                                   | 0                          | 0                                  | 0                | 0                                |
| VALLADOLID                  | 0    | 0                   | 4          | 1      | 1                                   | 0                          | 0                                  | 0                | 6                                |
| ZAMORA                      | 0    | 0                   | 3          | 3      | 11                                  | 0                          | 0                                  | 0                | 17                               |
| CASTILLA-LA MANCHA          | 13   | 7                   | 59         | 60     | 77                                  | 6                          | 0                                  | 0                | 222                              |
| ALBACETE                    | 1    | 0                   | 10         | 10     | 31                                  | 0                          | 0                                  | 0                | 52                               |
| CIUDAD REAL                 | 3    | 2                   | 14         | 24     | 14                                  | 2                          | 0                                  | 0                | 59                               |
| CUENCA                      | 5    | 0                   | 18         | 11     | 17                                  | 2                          | 0                                  | 0                | 53                               |
| GUADALAJARA                 | 0    | 2                   | 6          | 4      | 4                                   | 0                          | 0                                  | 0                | 16                               |
| TOLEDO                      | 4    | 3                   | 11         | 11     | 11                                  | 2                          | 0                                  | 0                | 42                               |

(Continúa al dorso)

| CC.AA.<br>Y/O<br>PROVINCIAS | EDAD      | RESIDENCIA<br>LEGAL | RECURSOS<br>ECONÓMICOS |            | GRADO<br>MINUSVALÍA<br>ENF. CRÓNICA | PRESTACIÓN<br>INCOMPATIBLE | SOLICITAR<br>SIN PASAR<br>DOS AÑOS | SIN<br>DESGLOSAR | TOTAL<br>CAUSAS DE<br>DENE GACIÓN |
|-----------------------------|-----------|---------------------|------------------------|------------|-------------------------------------|----------------------------|------------------------------------|------------------|-----------------------------------|
|                             |           |                     | PERSONALES             | U.E.C.     |                                     |                            |                                    |                  |                                   |
|                             |           |                     | CATALUNYA              | 0          |                                     |                            |                                    |                  |                                   |
| BARCELONA                   | 0         | 8                   | 68                     | 115        | 152                                 | 147                        | 0                                  | 0                | 490                               |
| GIRONA                      | 0         | 0                   | 9                      | 11         | 8                                   | 18                         | 0                                  | 0                | 46                                |
| LLEIDA                      | 0         | 0                   | 2                      | 6          | 4                                   | 5                          | 0                                  | 0                | 17                                |
| TARRAGONA                   | 0         | 3                   | 14                     | 23         | 10                                  | 18                         | 0                                  | 0                | 68                                |
| COMUNIDAD VALENCIANA        | 4         | 12                  | 79                     | 71         | 379                                 | 12                         | 0                                  | 0                | 557                               |
| ALICANTE                    | 2         | 5                   | 52                     | 14         | 45                                  | 3                          | 0                                  | 0                | 121                               |
| CASTELLÓN                   | 0         | 2                   | 0                      | 3          | 8                                   | 0                          | 0                                  | 0                | 13                                |
| VALENCIA                    | 2         | 5                   | 27                     | 54         | 326                                 | 9                          | 0                                  | 0                | 423                               |
| EXTREMADURA                 | 0         | 0                   | 3                      | 7          | 31                                  | 0                          | 0                                  | 0                | 41                                |
| BADAJOS                     | 0         | 0                   | 3                      | 7          | 26                                  | 0                          | 0                                  | 0                | 36                                |
| CÁCERES                     | 0         | 0                   | 0                      | 0          | 5                                   | 0                          | 0                                  | 0                | 5                                 |
| GALICIA                     | 2         | 5                   | 46                     | 54         | 202                                 | 5                          | 0                                  | 2                | 316                               |
| A CORUÑA                    | 2         | 1                   | 9                      | 10         | 70                                  | 0                          | 0                                  | 2                | 94                                |
| LUGO                        | 0         | 1                   | 2                      | 2          | 11                                  | 1                          | 0                                  | 0                | 17                                |
| OURENSE                     | 0         | 1                   | 2                      | 4          | 43                                  | 2                          | 0                                  | 0                | 52                                |
| PONTEVEDRA                  | 0         | 2                   | 33                     | 38         | 78                                  | 2                          | 0                                  | 0                | 153                               |
| MADRID                      | 2         | 18                  | 81                     | 79         | 58                                  | 0                          | 0                                  | 0                | 238                               |
| MURCIA                      | 5         | 14                  | 63                     | 26         | 155                                 | 9                          | 0                                  | 0                | 272                               |
| NAVARRA                     | 0         | 2                   | 4                      | 6          | 0                                   | 0                          | 0                                  | 1                | 13                                |
| PAÍS VASCO                  | 4         | 12                  | 11                     | 29         | 18                                  | 8                          | 0                                  | 0                | 82                                |
| ÁLAVA                       | 0         | 0                   | 0                      | 4          | 0                                   | 0                          | 0                                  | 0                | 4                                 |
| GUIPÚZCOA                   | 4         | 9                   | 2                      | 14         | 0                                   | 3                          | 0                                  | 0                | 32                                |
| VIZCAYA                     | 0         | 3                   | 9                      | 11         | 18                                  | 5                          | 0                                  | 0                | 46                                |
| LA RIOJA                    | 1         | 1                   | 1                      | 0          | 4                                   | 0                          | 0                                  | 0                | 7                                 |
| CEUTA                       | 0         | 1                   | 1                      | 3          | 15                                  | 0                          | 0                                  | 0                | 20                                |
| MELILLA                     | 0         | 2                   | 2                      | 2          | 44                                  | 0                          | 0                                  | 0                | 50                                |
| <b>TOTAL ESTADO</b>         | <b>52</b> | <b>135</b>          | <b>734</b>             | <b>746</b> | <b>2.070</b>                        | <b>285</b>                 | <b>0</b>                           | <b>10</b>        | <b>4.032</b>                      |

1d PNCs DE LA SEGURIDAD SOCIAL: DATOS DE LA GESTIÓN MENSUAL Y ANUAL



## PENSIONES NO CONTRIBUTIVAS DE JUBILACIÓN E INVALIDEZ

### DATOS CONJUNTOS DE GESTIÓN CORRESPONDIENTES AL MES DE ABRIL DE 2011

| CC.AA.<br>Y/O<br>PROVINCIAS | PTES.<br>MES<br>ANTERIOR | SOLICITUDES<br>PRESENTADAS |          |           |          |            | A<br>RESOLV.<br>MES | SOLICITUDES RESUELTAS |          |           |          |            |              |            |            |              | PTES.<br>FIN<br>MES |
|-----------------------------|--------------------------|----------------------------|----------|-----------|----------|------------|---------------------|-----------------------|----------|-----------|----------|------------|--------------|------------|------------|--------------|---------------------|
|                             |                          | NUEVAS                     | LISMI    | PAS       | INSS     | TOTAL      |                     | APROBADAS             |          |           |          |            | NO APROBADAS |            | TOTAL      |              |                     |
|                             |                          |                            |          |           |          |            |                     | NUEVAS                | LISMI    | PAS       | INSS     | TOTAL      | DNG          | CAD-DES    |            |              |                     |
| <b>ANDALUCÍA</b>            | <b>3.442</b>             | <b>865</b>                 | <b>3</b> | <b>19</b> | <b>0</b> | <b>887</b> | <b>4.329</b>        | <b>660</b>            | <b>6</b> | <b>19</b> | <b>2</b> | <b>687</b> | <b>224</b>   | <b>26</b>  | <b>937</b> | <b>3.392</b> |                     |
| ALMERÍA                     | 95                       | 37                         | 0        | 0         | 0        | 37         | 132                 | 41                    | 0        | 0         | 0        | 41         | 12           | 7          | 60         | 72           |                     |
| CÁDIZ                       | 659                      | 133                        | 0        | 8         | 0        | 141        | 800                 | 76                    | 1        | 5         | 0        | 82         | 26           | 2          | 110        | 690          |                     |
| CÓRDOBA                     | 218                      | 124                        | 0        | 0         | 0        | 124        | 342                 | 58                    | 0        | 0         | 0        | 58         | 12           | 4          | 74         | 268          |                     |
| GRANADA                     | 269                      | 97                         | 0        | 0         | 0        | 97         | 366                 | 61                    | 0        | 1         | 0        | 62         | 21           | 4          | 87         | 279          |                     |
| HUELVA                      | 76                       | 56                         | 0        | 1         | 0        | 57         | 133                 | 39                    | 0        | 1         | 0        | 40         | 11           | 5          | 56         | 77           |                     |
| JAÉN                        | 96                       | 55                         | 0        | 0         | 0        | 55         | 151                 | 41                    | 0        | 0         | 2        | 43         | 10           | 1          | 54         | 97           |                     |
| MÁLAGA                      | 610                      | 209                        | 3        | 5         | 0        | 217        | 827                 | 133                   | 3        | 4         | 0        | 140        | 59           | 3          | 202        | 625          |                     |
| SEVILLA                     | 1.419                    | 154                        | 0        | 5         | 0        | 159        | 1.578               | 211                   | 2        | 8         | 0        | 221        | 73           | 0          | 294        | 1.284        |                     |
| <b>ARAGÓN</b>               | <b>123</b>               | <b>113</b>                 | <b>1</b> | <b>0</b>  | <b>1</b> | <b>115</b> | <b>238</b>          | <b>58</b>             | <b>0</b> | <b>1</b>  | <b>0</b> | <b>59</b>  | <b>31</b>    | <b>10</b>  | <b>100</b> | <b>138</b>   |                     |
| HUESCA                      | 34                       | 18                         | 0        | 0         | 1        | 19         | 53                  | 13                    | 0        | 1         | 0        | 14         | 6            | 0          | 20         | 33           |                     |
| TERUEL                      | 5                        | 5                          | 1        | 0         | 0        | 6          | 11                  | 4                     | 0        | 0         | 0        | 4          | 2            | 0          | 6          | 5            |                     |
| ZARAGOZA                    | 84                       | 90                         | 0        | 0         | 0        | 90         | 174                 | 41                    | 0        | 0         | 0        | 41         | 23           | 10         | 74         | 100          |                     |
| <b>ASTURIAS</b>             | <b>299</b>               | <b>126</b>                 | <b>3</b> | <b>1</b>  | <b>0</b> | <b>130</b> | <b>429</b>          | <b>70</b>             | <b>1</b> | <b>0</b>  | <b>1</b> | <b>72</b>  | <b>38</b>    | <b>7</b>   | <b>117</b> | <b>312</b>   |                     |
| <b>ILLES BALEARS</b>        | <b>151</b>               | <b>68</b>                  | <b>0</b> | <b>1</b>  | <b>0</b> | <b>69</b>  | <b>220</b>          | <b>57</b>             | <b>1</b> | <b>0</b>  | <b>0</b> | <b>58</b>  | <b>14</b>    | <b>7</b>   | <b>79</b>  | <b>141</b>   |                     |
| <b>CANARIAS</b>             | <b>5.216</b>             | <b>486</b>                 | <b>0</b> | <b>5</b>  | <b>0</b> | <b>491</b> | <b>5.707</b>        | <b>207</b>            | <b>0</b> | <b>6</b>  | <b>0</b> | <b>213</b> | <b>151</b>   | <b>65</b>  | <b>429</b> | <b>5.278</b> |                     |
| LAS PALMAS                  | 2.566                    | 252                        | 0        | 3         | 0        | 255        | 2.821               | 100                   | 0        | 4         | 0        | 104        | 65           | 48         | 217        | 2.604        |                     |
| S.C. TENERIFE               | 2.650                    | 234                        | 0        | 2         | 0        | 236        | 2.886               | 107                   | 0        | 2         | 0        | 109        | 86           | 17         | 212        | 2.674        |                     |
| <b>CANTABRIA</b>            | <b>44</b>                | <b>63</b>                  | <b>0</b> | <b>0</b>  | <b>0</b> | <b>63</b>  | <b>107</b>          | <b>46</b>             | <b>0</b> | <b>0</b>  | <b>0</b> | <b>46</b>  | <b>17</b>    | <b>0</b>   | <b>63</b>  | <b>44</b>    |                     |
| <b>CASTILLA Y LEÓN</b>      | <b>603</b>               | <b>218</b>                 | <b>0</b> | <b>0</b>  | <b>0</b> | <b>218</b> | <b>821</b>          | <b>165</b>            | <b>2</b> | <b>0</b>  | <b>0</b> | <b>167</b> | <b>49</b>    | <b>109</b> | <b>325</b> | <b>496</b>   |                     |
| ÁVILA                       | 34                       | 10                         | 0        | 0         | 0        | 10         | 44                  | 14                    | 0        | 0         | 0        | 14         | 0            | 0          | 14         | 30           |                     |
| BURGOS                      | 140                      | 54                         | 0        | 0         | 0        | 54         | 194                 | 26                    | 0        | 0         | 0        | 26         | 7            | 1          | 34         | 160          |                     |
| LEÓN                        | 81                       | 28                         | 0        | 0         | 0        | 28         | 109                 | 25                    | 2        | 0         | 0        | 27         | 9            | 0          | 36         | 73           |                     |
| PALENCIA                    | 28                       | 12                         | 0        | 0         | 0        | 12         | 40                  | 20                    | 0        | 0         | 0        | 20         | 1            | 0          | 21         | 19           |                     |
| SALAMANCA                   | 82                       | 26                         | 0        | 0         | 0        | 26         | 108                 | 20                    | 0        | 0         | 0        | 20         | 11           | 2          | 33         | 75           |                     |
| SEGOVIA                     | 45                       | 7                          | 0        | 0         | 0        | 7          | 52                  | 13                    | 0        | 0         | 0        | 13         | 7            | 3          | 23         | 29           |                     |
| SORIA                       | 4                        | 9                          | 0        | 0         | 0        | 9          | 13                  | 1                     | 0        | 0         | 0        | 1          | 0            | 1          | 2          | 11           |                     |
| VALLADOLID                  | 120                      | 49                         | 0        | 0         | 0        | 49         | 169                 | 26                    | 0        | 0         | 0        | 26         | 4            | 98         | 128        | 41           |                     |
| ZAMORA                      | 69                       | 23                         | 0        | 0         | 0        | 23         | 92                  | 20                    | 0        | 0         | 0        | 20         | 10           | 4          | 34         | 58           |                     |
| <b>CASTILLA-LA MANCHA</b>   | <b>727</b>               | <b>179</b>                 | <b>0</b> | <b>0</b>  | <b>0</b> | <b>179</b> | <b>906</b>          | <b>127</b>            | <b>0</b> | <b>2</b>  | <b>1</b> | <b>130</b> | <b>41</b>    | <b>12</b>  | <b>183</b> | <b>723</b>   |                     |
| ALBACETE                    | 178                      | 14                         | 0        | 0         | 0        | 14         | 192                 | 44                    | 0        | 2         | 1        | 47         | 8            | 1          | 56         | 136          |                     |
| CIUDAD REAL                 | 177                      | 56                         | 0        | 0         | 0        | 56         | 233                 | 51                    | 0        | 0         | 0        | 51         | 12           | 7          | 70         | 163          |                     |
| CUENCA                      | 28                       | 39                         | 0        | 0         | 0        | 39         | 67                  | 15                    | 0        | 0         | 0        | 15         | 15           | 1          | 31         | 36           |                     |
| GUADALAJARA                 | 17                       | 16                         | 0        | 0         | 0        | 16         | 33                  | 6                     | 0        | 0         | 0        | 6          | 2            | 1          | 9          | 24           |                     |
| TOLEDO                      | 327                      | 54                         | 0        | 0         | 0        | 54         | 381                 | 11                    | 0        | 0         | 0        | 11         | 4            | 2          | 17         | 364          |                     |

*(Continúa al dorso)*

| CC.AA.<br>Y/O<br>PROVINCIAS | PTES.<br>MES<br>ANTERIOR | SOLICITUDES<br>PRESENTADAS |       |     |      |       | A<br>RESOLV.<br>MES | SOLICITUDES RESUELTAS |       |     |      |       |              |         |       |       | PTES.<br>FIN<br>MES |
|-----------------------------|--------------------------|----------------------------|-------|-----|------|-------|---------------------|-----------------------|-------|-----|------|-------|--------------|---------|-------|-------|---------------------|
|                             |                          |                            |       |     |      |       |                     | APROBADAS             |       |     |      |       | NO APROBADAS |         | TOTAL |       |                     |
|                             |                          | NUEVAS                     | LISMI | PAS | INSS | TOTAL |                     | NUEVAS                | LISMI | PAS | INSS | TOTAL | DNG          | CAD-DES |       |       |                     |
| CATALUNYA                   | 4.375                    | 630                        | 1     | 1   | 19   | 651   | 5.026               | 304                   | 3     | 0   | 4    | 311   | 243          | 104     | 658   | 4.368 |                     |
| BARCELONA                   | 3.274                    | 497                        | 0     | 1   | 14   | 512   | 3.786               | 234                   | 3     | 0   | 4    | 241   | 178          | 71      | 490   | 3.296 |                     |
| GIRONA                      | 403                      | 41                         | 0     | 0   | 0    | 41    | 444                 | 33                    | 0     | 0   | 0    | 33    | 16           | 10      | 59    | 385   |                     |
| LLEIDA                      | 169                      | 18                         | 0     | 0   | 1    | 19    | 188                 | 9                     | 0     | 0   | 0    | 9     | 9            | 2       | 20    | 168   |                     |
| TARRAGONA                   | 529                      | 74                         | 1     | 0   | 4    | 79    | 608                 | 28                    | 0     | 0   | 0    | 28    | 40           | 21      | 89    | 519   |                     |
| COMUNIDAD VALENCIANA        | 2.201                    | 431                        | 0     | 2   | 0    | 433   | 2.634               | 269                   | 1     | 6   | 0    | 276   | 307          | 54      | 637   | 1.997 |                     |
| ALICANTE                    | 908                      | 147                        | 0     | 0   | 0    | 147   | 1.055               | 108                   | 1     | 4   | 0    | 113   | 63           | 14      | 190   | 865   |                     |
| CASTELLÓN                   | 184                      | 54                         | 0     | 0   | 0    | 54    | 238                 | 29                    | 0     | 0   | 0    | 29    | 14           | 5       | 48    | 190   |                     |
| VALENCIA                    | 1.109                    | 230                        | 0     | 2   | 0    | 232   | 1.341               | 132                   | 0     | 2   | 0    | 134   | 230          | 35      | 399   | 942   |                     |
| EXTREMADURA                 | 235                      | 99                         | 2     | 0   | 0    | 101   | 336                 | 52                    | 2     | 3   | 0    | 57    | 14           | 5       | 76    | 260   |                     |
| BADAJOS                     | 141                      | 75                         | 2     | 0   | 0    | 77    | 218                 | 40                    | 1     | 3   | 0    | 44    | 11           | 3       | 58    | 160   |                     |
| CÁCERES                     | 94                       | 24                         | 0     | 0   | 0    | 24    | 118                 | 12                    | 1     | 0   | 0    | 13    | 3            | 2       | 18    | 100   |                     |
| GALICIA                     | 688                      | 348                        | 0     | 0   | 0    | 348   | 1.036               | 246                   | 2     | 2   | 3    | 253   | 136          | 16      | 405   | 631   |                     |
| A CORUÑA                    | 431                      | 122                        | 0     | 0   | 0    | 122   | 553                 | 98                    | 1     | 2   | 3    | 104   | 61           | 11      | 176   | 377   |                     |
| LUGO                        | 39                       | 38                         | 0     | 0   | 0    | 38    | 77                  | 21                    | 0     | 0   | 0    | 21    | 7            | 1       | 29    | 48    |                     |
| OURENSE                     | 177                      | 33                         | 0     | 0   | 0    | 33    | 210                 | 35                    | 1     | 0   | 0    | 36    | 14           | 0       | 50    | 160   |                     |
| PONTEVEDRA                  | 41                       | 155                        | 0     | 0   | 0    | 155   | 196                 | 92                    | 0     | 0   | 0    | 92    | 54           | 4       | 150   | 46    |                     |
| MADRID                      | 1.711                    | 609                        | 1     | 12  | 0    | 622   | 2.333               | 327                   | 1     | 12  | 0    | 340   | 214          | 26      | 580   | 1.753 |                     |
| MURCIA                      | 743                      | 176                        | 2     | 6   | 3    | 187   | 930                 | 72                    | 1     | 1   | 1    | 75    | 108          | 19      | 202   | 728   |                     |
| NAVARRA                     | 20                       | 33                         | 0     | 1   | 3    | 37    | 57                  | 13                    | 1     | 2   | 0    | 16    | 4            | 0       | 20    | 37    |                     |
| PAÍS VASCO                  | 150                      | 136                        | 0     | 0   | 0    | 136   | 286                 | 126                   | 0     | 0   | 0    | 126   | 31           | 1       | 158   | 128   |                     |
| ÁLAVA                       | 11                       | 18                         | 0     | 0   | 0    | 18    | 29                  | 19                    | 0     | 0   | 0    | 19    | 2            | 0       | 21    | 8     |                     |
| GUIPÚZCOA                   | 3                        | 60                         | 0     | 0   | 0    | 60    | 63                  | 48                    | 0     | 0   | 0    | 48    | 11           | 0       | 59    | 4     |                     |
| VIZCAYA                     | 136                      | 58                         | 0     | 0   | 0    | 58    | 194                 | 59                    | 0     | 0   | 0    | 59    | 18           | 1       | 78    | 116   |                     |
| LA RIOJA                    | 19                       | 15                         | 0     | 0   | 0    | 15    | 34                  | 13                    | 0     | 0   | 0    | 13    | 4            | 0       | 17    | 17    |                     |
| CEUTA                       | 80                       | 23                         | 0     | 0   | 0    | 23    | 103                 | 7                     | 0     | 1   | 0    | 8     | 8            | 4       | 20    | 83    |                     |
| MELILLA                     | 61                       | 22                         | 0     | 0   | 0    | 22    | 83                  | 17                    | 2     | 0   | 0    | 19    | 11           | 3       | 33    | 50    |                     |

|              |        |       |    |    |    |       |        |       |    |    |    |       |       |     |       |        |
|--------------|--------|-------|----|----|----|-------|--------|-------|----|----|----|-------|-------|-----|-------|--------|
| TOTAL ESTADO | 20.888 | 4.640 | 13 | 48 | 26 | 4.727 | 25.615 | 2.836 | 23 | 55 | 12 | 2.926 | 1.645 | 468 | 5.039 | 20.576 |
|--------------|--------|-------|----|----|----|-------|--------|-------|----|----|----|-------|-------|-----|-------|--------|

## PENSIONES NO CONTRIBUTIVAS DE JUBILACIÓN E INVALIDEZ

### CAUSAS DE DENEGACIÓN CONJUNTAS CORRESPONDIENTES AL MES DE ABRIL DE 2011

| CC.AA.<br>Y/O<br>PROVINCIAS | EDAD | RESIDENCIA<br>LEGAL | RECURSOS<br>ECONÓMICOS |        | GRADO<br>MINUSVALÍA<br>ENF. CRÓNICA | PRESTACIÓN<br>INCOMPATIBLE | SOLICITAR<br>SIN PASAR<br>DOS AÑOS | SIN<br>DESGLOSAR | TOTAL<br>CAUSAS DE<br>DENEGACIÓN |
|-----------------------------|------|---------------------|------------------------|--------|-------------------------------------|----------------------------|------------------------------------|------------------|----------------------------------|
|                             |      |                     | PERSONALES             | U.E.C. |                                     |                            |                                    |                  |                                  |
|                             |      |                     | ANDALUCÍA              | 12     |                                     |                            |                                    |                  |                                  |
| ALMERÍA                     | 2    | 2                   | 2                      | 6      | 0                                   | 0                          | 0                                  | 0                | 12                               |
| CÁDIZ                       | 0    | 0                   | 13                     | 12     | 1                                   | 0                          | 0                                  | 0                | 26                               |
| CÓRDOBA                     | 1    | 0                   | 1                      | 7      | 2                                   | 1                          | 0                                  | 0                | 12                               |
| GRANADA                     | 1    | 2                   | 2                      | 4      | 12                                  | 0                          | 0                                  | 0                | 21                               |
| HUELVA                      | 0    | 0                   | 2                      | 4      | 5                                   | 0                          | 0                                  | 0                | 11                               |
| JAÉN                        | 0    | 0                   | 1                      | 4      | 5                                   | 0                          | 0                                  | 0                | 10                               |
| MÁLAGA                      | 2    | 8                   | 7                      | 20     | 22                                  | 0                          | 0                                  | 0                | 59                               |
| SEVILLA                     | 6    | 2                   | 5                      | 22     | 35                                  | 3                          | 0                                  | 0                | 73                               |
| ARAGÓN                      | 1    | 2                   | 7                      | 8      | 4                                   | 9                          | 0                                  | 0                | 31                               |
| HUESCA                      | 1    | 0                   | 0                      | 3      | 2                                   | 0                          | 0                                  | 0                | 6                                |
| TERUEL                      | 0    | 0                   | 0                      | 1      | 1                                   | 0                          | 0                                  | 0                | 2                                |
| ZARAGOZA                    | 0    | 2                   | 7                      | 4      | 1                                   | 9                          | 0                                  | 0                | 23                               |
| ASTURIAS                    | 3    | 0                   | 9                      | 17     | 8                                   | 1                          | 0                                  | 0                | 38                               |
| ILLES BALEARS               | 0    | 3                   | 3                      | 3      | 5                                   | 0                          | 0                                  | 0                | 14                               |
| CANARIAS                    | 4    | 12                  | 41                     | 27     | 63                                  | 4                          | 0                                  | 0                | 151                              |
| LAS PALMAS                  | 3    | 8                   | 17                     | 12     | 25                                  | 0                          | 0                                  | 0                | 65                               |
| S.C. TENERIFE               | 1    | 4                   | 24                     | 15     | 38                                  | 4                          | 0                                  | 0                | 86                               |
| CANTABRIA                   | 0    | 1                   | 1                      | 7      | 8                                   | 0                          | 0                                  | 0                | 17                               |
| CASTILLA Y LEÓN             | 2    | 2                   | 17                     | 14     | 13                                  | 1                          | 0                                  | 0                | 49                               |
| ÁVILA                       | 0    | 0                   | 0                      | 0      | 0                                   | 0                          | 0                                  | 0                | 0                                |
| BURGOS                      | 1    | 0                   | 2                      | 3      | 0                                   | 1                          | 0                                  | 0                | 7                                |
| LEÓN                        | 0    | 0                   | 2                      | 5      | 2                                   | 0                          | 0                                  | 0                | 9                                |
| PALENCIA                    | 0    | 0                   | 0                      | 1      | 0                                   | 0                          | 0                                  | 0                | 1                                |
| SALAMANCA                   | 0    | 1                   | 4                      | 2      | 4                                   | 0                          | 0                                  | 0                | 11                               |
| SEGOVIA                     | 1    | 1                   | 2                      | 2      | 1                                   | 0                          | 0                                  | 0                | 7                                |
| SORIA                       | 0    | 0                   | 0                      | 0      | 0                                   | 0                          | 0                                  | 0                | 0                                |
| VALLADOLID                  | 0    | 0                   | 3                      | 1      | 0                                   | 0                          | 0                                  | 0                | 4                                |
| ZAMORA                      | 0    | 0                   | 4                      | 0      | 6                                   | 0                          | 0                                  | 0                | 10                               |
| CASTILLA-LA MANCHA          | 0    | 1                   | 12                     | 19     | 9                                   | 0                          | 0                                  | 0                | 41                               |
| ALBACETE                    | 0    | 0                   | 1                      | 5      | 2                                   | 0                          | 0                                  | 0                | 8                                |
| CIUDAD REAL                 | 0    | 0                   | 3                      | 7      | 2                                   | 0                          | 0                                  | 0                | 12                               |
| CUENCA                      | 0    | 0                   | 7                      | 3      | 5                                   | 0                          | 0                                  | 0                | 15                               |
| GUADALAJARA                 | 0    | 1                   | 0                      | 1      | 0                                   | 0                          | 0                                  | 0                | 2                                |
| TOLEDO                      | 0    | 0                   | 1                      | 3      | 0                                   | 0                          | 0                                  | 0                | 4                                |

(Continúa al dorso)

| CC.AA.<br>Y/O<br>PROVINCIAS | EDAD      | RESIDENCIA<br>LEGAL | RECURSOS<br>ECONÓMICOS |            | GRADO<br>MINUSVALÍA<br>ENF. CRÓNICA | PRESTACIÓN<br>INCOMPATIBLE | SOLICITAR<br>SIN PASAR<br>DOS AÑOS | SIN<br>DESGLOSAR | TOTAL<br>CAUSAS DE<br>DENEGACIÓN |
|-----------------------------|-----------|---------------------|------------------------|------------|-------------------------------------|----------------------------|------------------------------------|------------------|----------------------------------|
|                             |           |                     | PERSONALES             | U.E.C.     |                                     |                            |                                    |                  |                                  |
|                             |           |                     | CATALUNYA              | 1          |                                     |                            |                                    |                  |                                  |
| BARCELONA                   | 1         | 15                  | 31                     | 82         | 31                                  | 18                         | 0                                  | 0                | 178                              |
| GIRONA                      | 0         | 0                   | 8                      | 6          | 0                                   | 2                          | 0                                  | 0                | 16                               |
| LLEIDA                      | 0         | 0                   | 2                      | 6          | 1                                   | 0                          | 0                                  | 0                | 9                                |
| TARRAGONA                   | 0         | 2                   | 9                      | 22         | 3                                   | 4                          | 0                                  | 0                | 40                               |
| COMUNIDAD VALENCIANA        | 4         | 14                  | 35                     | 77         | 175                                 | 2                          | 0                                  | 0                | 307                              |
| ALICANTE                    | 1         | 10                  | 21                     | 26         | 5                                   | 0                          | 0                                  | 0                | 63                               |
| CASTELLÓN                   | 1         | 1                   | 0                      | 6          | 6                                   | 0                          | 0                                  | 0                | 14                               |
| VALENCIA                    | 2         | 3                   | 14                     | 45         | 164                                 | 2                          | 0                                  | 0                | 230                              |
| EXTREMADURA                 | 1         | 0                   | 1                      | 9          | 3                                   | 0                          | 0                                  | 0                | 14                               |
| BADAJOS                     | 1         | 0                   | 1                      | 6          | 3                                   | 0                          | 0                                  | 0                | 11                               |
| CÁCERES                     | 0         | 0                   | 0                      | 3          | 0                                   | 0                          | 0                                  | 0                | 3                                |
| GALICIA                     | 4         | 13                  | 27                     | 38         | 49                                  | 3                          | 0                                  | 2                | 136                              |
| A CORUÑA                    | 3         | 9                   | 10                     | 21         | 16                                  | 0                          | 0                                  | 2                | 61                               |
| LUGO                        | 1         | 0                   | 0                      | 1          | 4                                   | 1                          | 0                                  | 0                | 7                                |
| OURENSE                     | 0         | 0                   | 2                      | 2          | 10                                  | 0                          | 0                                  | 0                | 14                               |
| PONTEVEDRA                  | 0         | 4                   | 15                     | 14         | 19                                  | 2                          | 0                                  | 0                | 54                               |
| MADRID                      | 11        | 41                  | 56                     | 86         | 20                                  | 0                          | 0                                  | 0                | 214                              |
| MURCIA                      | 3         | 9                   | 24                     | 25         | 46                                  | 1                          | 0                                  | 0                | 108                              |
| NAVARRA                     | 0         | 0                   | 2                      | 2          | 0                                   | 0                          | 0                                  | 0                | 4                                |
| PAÍS VASCO                  | 1         | 4                   | 4                      | 14         | 3                                   | 5                          | 0                                  | 0                | 31                               |
| ÁLAVA                       | 0         | 0                   | 0                      | 2          | 0                                   | 0                          | 0                                  | 0                | 2                                |
| GUIPÚZCOA                   | 1         | 3                   | 2                      | 4          | 0                                   | 1                          | 0                                  | 0                | 11                               |
| VIZCAYA                     | 0         | 1                   | 2                      | 8          | 3                                   | 4                          | 0                                  | 0                | 18                               |
| LA RIOJA                    | 0         | 1                   | 0                      | 2          | 1                                   | 0                          | 0                                  | 0                | 4                                |
| CEUTA                       | 0         | 1                   | 1                      | 1          | 5                                   | 0                          | 0                                  | 0                | 8                                |
| MELILLA                     | 0         | 1                   | 0                      | 1          | 9                                   | 0                          | 0                                  | 0                | 11                               |
| <b>TOTAL ESTADO</b>         | <b>47</b> | <b>136</b>          | <b>323</b>             | <b>545</b> | <b>538</b>                          | <b>54</b>                  | <b>0</b>                           | <b>2</b>         | <b>1.645</b>                     |

## PENSIONES NO CONTRIBUTIVAS DE JUBILACIÓN E INVALIDEZ

### DATOS ACUMULADOS DE GESTIÓN CORRESPONDIENTES AL AÑO 2011 HASTA ABRIL

| CC.AA.<br>Y/O<br>PROVINCIAS | PTES.<br>AÑO<br>ANTERIOR | SOLICITUDES<br>PRESENTADAS |           |           |          |              | A<br>RESOLV.<br>AÑO | SOLICITUDES RESUELTAS |           |           |          |              |              |            |              |              | PTES.<br>FINAL |
|-----------------------------|--------------------------|----------------------------|-----------|-----------|----------|--------------|---------------------|-----------------------|-----------|-----------|----------|--------------|--------------|------------|--------------|--------------|----------------|
|                             |                          | NUEVAS                     | LISMI     | PAS       | INSS     | TOTAL        |                     | APROBADAS             |           |           |          |              | NO APROBADAS |            | TOTAL        |              |                |
|                             |                          |                            |           |           |          |              |                     | NUEVAS                | LISMI     | PAS       | INSS     | TOTAL        | DNG          | CAD-DES    |              |              |                |
| <b>ANDALUCÍA</b>            | <b>3.522</b>             | <b>3.899</b>               | <b>12</b> | <b>61</b> | <b>4</b> | <b>3.976</b> | <b>7.498</b>        | <b>2.608</b>          | <b>27</b> | <b>56</b> | <b>4</b> | <b>2.695</b> | <b>1.223</b> | <b>188</b> | <b>4.106</b> | <b>3.392</b> |                |
| ALMERÍA                     | 117                      | 249                        | 0         | 0         | 0        | 249          | 366                 | 197                   | 0         | 0         | 0        | 197          | 78           | 19         | 294          | 72           |                |
| CÁDIZ                       | 617                      | 634                        | 1         | 24        | 1        | 660          | 1.277               | 399                   | 2         | 19        | 1        | 421          | 127          | 39         | 587          | 690          |                |
| CÓRDOBA                     | 287                      | 358                        | 0         | 0         | 0        | 358          | 645                 | 257                   | 2         | 3         | 0        | 262          | 89           | 26         | 377          | 268          |                |
| GRANADA                     | 297                      | 333                        | 0         | 0         | 0        | 333          | 630                 | 237                   | 1         | 1         | 0        | 239          | 97           | 15         | 351          | 279          |                |
| HUELVA                      | 105                      | 270                        | 0         | 6         | 0        | 276          | 381                 | 215                   | 0         | 2         | 0        | 217          | 76           | 11         | 304          | 77           |                |
| JAÉN                        | 94                       | 183                        | 1         | 2         | 3        | 189          | 283                 | 129                   | 1         | 5         | 3        | 138          | 40           | 8          | 186          | 97           |                |
| MÁLAGA                      | 568                      | 1.019                      | 9         | 14        | 0        | 1.042        | 1.610               | 602                   | 11        | 13        | 0        | 626          | 289          | 70         | 985          | 625          |                |
| SEVILLA                     | 1.437                    | 853                        | 1         | 15        | 0        | 869          | 2.306               | 572                   | 10        | 13        | 0        | 595          | 427          | 0          | 1.022        | 1.284        |                |
| <b>ARAGÓN</b>               | <b>97</b>                | <b>391</b>                 | <b>4</b>  | <b>8</b>  | <b>1</b> | <b>404</b>   | <b>501</b>          | <b>235</b>            | <b>2</b>  | <b>5</b>  | <b>0</b> | <b>242</b>   | <b>99</b>    | <b>22</b>  | <b>363</b>   | <b>138</b>   |                |
| HUESCA                      | 27                       | 70                         | 0         | 4         | 1        | 75           | 102                 | 43                    | 1         | 3         | 0        | 47           | 21           | 1          | 69           | 33           |                |
| TERUEL                      | 9                        | 24                         | 1         | 0         | 0        | 25           | 34                  | 23                    | 0         | 0         | 0        | 23           | 6            | 0          | 29           | 5            |                |
| ZARAGOZA                    | 61                       | 297                        | 3         | 4         | 0        | 304          | 365                 | 169                   | 1         | 2         | 0        | 172          | 72           | 21         | 265          | 100          |                |
| <b>ASTURIAS</b>             | <b>379</b>               | <b>388</b>                 | <b>4</b>  | <b>1</b>  | <b>1</b> | <b>394</b>   | <b>773</b>          | <b>306</b>            | <b>1</b>  | <b>2</b>  | <b>3</b> | <b>312</b>   | <b>109</b>   | <b>40</b>  | <b>461</b>   | <b>312</b>   |                |
| <b>ILLES BALEARS</b>        | <b>144</b>               | <b>419</b>                 | <b>0</b>  | <b>1</b>  | <b>0</b> | <b>420</b>   | <b>564</b>          | <b>267</b>            | <b>2</b>  | <b>0</b>  | <b>0</b> | <b>269</b>   | <b>112</b>   | <b>42</b>  | <b>423</b>   | <b>141</b>   |                |
| <b>CANARIAS</b>             | <b>5.187</b>             | <b>1.733</b>               | <b>1</b>  | <b>21</b> | <b>0</b> | <b>1.755</b> | <b>6.942</b>        | <b>857</b>            | <b>1</b>  | <b>18</b> | <b>1</b> | <b>877</b>   | <b>660</b>   | <b>127</b> | <b>1.664</b> | <b>5.278</b> |                |
| LAS PALMAS                  | 2.523                    | 851                        | 0         | 15        | 0        | 866          | 3.389               | 373                   | 1         | 13        | 0        | 387          | 333          | 65         | 785          | 2.604        |                |
| S.C. TENERIFE               | 2.664                    | 882                        | 1         | 6         | 0        | 889          | 3.553               | 484                   | 0         | 5         | 1        | 490          | 327          | 62         | 879          | 2.674        |                |
| <b>CANTABRIA</b>            | <b>49</b>                | <b>238</b>                 | <b>0</b>  | <b>1</b>  | <b>0</b> | <b>239</b>   | <b>288</b>          | <b>179</b>            | <b>1</b>  | <b>0</b>  | <b>0</b> | <b>180</b>   | <b>64</b>    | <b>0</b>   | <b>244</b>   | <b>44</b>    |                |
| <b>CASTILLA Y LEÓN</b>      | <b>667</b>               | <b>947</b>                 | <b>4</b>  | <b>0</b>  | <b>0</b> | <b>951</b>   | <b>1.618</b>        | <b>598</b>            | <b>6</b>  | <b>0</b>  | <b>0</b> | <b>604</b>   | <b>175</b>   | <b>343</b> | <b>1.122</b> | <b>496</b>   |                |
| ÁVILA                       | 26                       | 58                         | 0         | 0         | 0        | 58           | 84                  | 37                    | 0         | 0         | 0        | 37           | 15           | 2          | 54           | 30           |                |
| BURGOS                      | 115                      | 203                        | 0         | 0         | 0        | 203          | 318                 | 107                   | 0         | 0         | 0        | 107          | 37           | 14         | 158          | 160          |                |
| LEÓN                        | 59                       | 139                        | 1         | 0         | 0        | 140          | 199                 | 83                    | 3         | 0         | 0        | 86           | 35           | 5          | 126          | 73           |                |
| PALENCIA                    | 10                       | 62                         | 0         | 0         | 0        | 62           | 72                  | 49                    | 0         | 0         | 0        | 49           | 3            | 1          | 53           | 19           |                |
| SALAMANCA                   | 71                       | 139                        | 1         | 0         | 0        | 140          | 211                 | 100                   | 2         | 0         | 0        | 102          | 30           | 4          | 136          | 75           |                |
| SEGOVIA                     | 36                       | 45                         | 0         | 0         | 0        | 45           | 81                  | 29                    | 0         | 0         | 0        | 29           | 11           | 12         | 52           | 29           |                |
| SORIA                       | 8                        | 21                         | 0         | 0         | 0        | 21           | 29                  | 15                    | 0         | 0         | 0        | 15           | 1            | 2          | 18           | 11           |                |
| VALLADOLID                  | 283                      | 186                        | 0         | 0         | 0        | 186          | 469                 | 114                   | 0         | 0         | 0        | 114          | 15           | 299        | 428          | 41           |                |
| ZAMORA                      | 59                       | 94                         | 2         | 0         | 0        | 96           | 155                 | 64                    | 1         | 0         | 0        | 65           | 28           | 4          | 97           | 58           |                |
| <b>CASTILLA-LA MANCHA</b>   | <b>782</b>               | <b>992</b>                 | <b>1</b>  | <b>2</b>  | <b>1</b> | <b>996</b>   | <b>1.778</b>        | <b>631</b>            | <b>1</b>  | <b>9</b>  | <b>2</b> | <b>643</b>   | <b>349</b>   | <b>63</b>  | <b>1.055</b> | <b>723</b>   |                |
| ALBACETE                    | 124                      | 210                        | 0         | 1         | 0        | 211          | 335                 | 114                   | 0         | 5         | 1        | 120          | 69           | 10         | 199          | 136          |                |
| CIUDAD REAL                 | 249                      | 321                        | 0         | 1         | 0        | 322          | 571                 | 273                   | 0         | 4         | 0        | 277          | 105          | 26         | 408          | 163          |                |
| CUENCA                      | 40                       | 144                        | 1         | 0         | 0        | 145          | 185                 | 67                    | 1         | 0         | 0        | 68           | 76           | 5          | 149          | 36           |                |
| GUADALAJARA                 | 25                       | 69                         | 0         | 0         | 1        | 70           | 95                  | 43                    | 0         | 0         | 1        | 44           | 22           | 5          | 71           | 24           |                |
| TOLEDO                      | 344                      | 248                        | 0         | 0         | 0        | 248          | 592                 | 134                   | 0         | 0         | 0        | 134          | 77           | 17         | 228          | 364          |                |

(Continúa al dorso)

| CC.AA.<br>Y/O<br>PROVINCIAS | PTES.<br>AÑO<br>ANTERIOR | SOLICITUDES<br>PRESENTADAS |       |     |      |       | A<br>RESOLV.<br>AÑO | SOLICITUDES RESUELTAS |       |     |      |       |              |         |       |       | PTES.<br>FINAL |
|-----------------------------|--------------------------|----------------------------|-------|-----|------|-------|---------------------|-----------------------|-------|-----|------|-------|--------------|---------|-------|-------|----------------|
|                             |                          | NUEVAS                     | LISMI | PAS | INSS | TOTAL |                     | APROBADAS             |       |     |      |       | NO APROBADAS |         | TOTAL |       |                |
|                             |                          |                            |       |     |      |       |                     | NUEVAS                | LISMI | PAS | INSS | TOTAL | DNG          | CAD-DES |       |       |                |
| CATALUNYA                   | 4.302                    | 3.086                      | 8     | 1   | 87   | 3.182 | 7.484               | 1.363                 | 10    | 0   | 55   | 1.428 | 1.029        | 659     | 3.116 | 4.368 |                |
| BARCELONA                   | 3.145                    | 2.377                      | 6     | 1   | 66   | 2.450 | 5.595               | 1.009                 | 9     | 0   | 39   | 1.057 | 785          | 457     | 2.299 | 3.296 |                |
| GIRONA                      | 457                      | 225                        | 0     | 0   | 3    | 228   | 685                 | 148                   | 0     | 0   | 10   | 158   | 80           | 62      | 300   | 385   |                |
| LLEIDA                      | 170                      | 134                        | 0     | 0   | 5    | 139   | 309                 | 67                    | 0     | 0   | 1    | 68    | 38           | 35      | 141   | 168   |                |
| TARRAGONA                   | 530                      | 350                        | 2     | 0   | 13   | 365   | 895                 | 139                   | 1     | 0   | 5    | 145   | 126          | 105     | 376   | 519   |                |
| COMUNIDAD VALENCIANA        | 1.848                    | 2.257                      | 4     | 17  | 0    | 2.278 | 4.126               | 1.099                 | 12    | 35  | 0    | 1.146 | 855          | 128     | 2.129 | 1.997 |                |
| ALICANTE                    | 763                      | 857                        | 4     | 8   | 0    | 869   | 1.632               | 421                   | 10    | 18  | 0    | 449   | 261          | 57      | 767   | 865   |                |
| CASTELLÓN                   | 134                      | 208                        | 0     | 1   | 0    | 209   | 343                 | 110                   | 0     | 2   | 0    | 112   | 32           | 9       | 153   | 190   |                |
| VALENCIA                    | 951                      | 1.192                      | 0     | 8   | 0    | 1.200 | 2.151               | 568                   | 2     | 15  | 0    | 585   | 562          | 62      | 1.209 | 942   |                |
| EXTREMADURA                 | 30                       | 448                        | 12    | 2   | 0    | 462   | 492                 | 135                   | 2     | 3   | 0    | 140   | 70           | 22      | 232   | 260   |                |
| BADAJOS                     | 17                       | 310                        | 6     | 2   | 0    | 318   | 335                 | 101                   | 1     | 3   | 0    | 105   | 55           | 15      | 175   | 160   |                |
| CÁCERES                     | 13                       | 138                        | 6     | 0   | 0    | 144   | 157                 | 34                    | 1     | 0   | 0    | 35    | 15           | 7       | 57    | 100   |                |
| GALICIA                     | 919                      | 1.359                      | 3     | 0   | 0    | 1.362 | 2.281               | 1.033                 | 7     | 6   | 3    | 1.049 | 505          | 96      | 1.650 | 631   |                |
| A CORUÑA                    | 621                      | 415                        | 0     | 0   | 0    | 415   | 1.036               | 406                   | 6     | 6   | 3    | 421   | 190          | 48      | 659   | 377   |                |
| LUGO                        | 31                       | 151                        | 0     | 0   | 0    | 151   | 182                 | 99                    | 0     | 0   | 0    | 99    | 29           | 6       | 134   | 48    |                |
| OURENSE                     | 164                      | 195                        | 1     | 0   | 0    | 196   | 360                 | 132                   | 1     | 0   | 0    | 133   | 63           | 4       | 200   | 160   |                |
| PONTEVEDRA                  | 103                      | 598                        | 2     | 0   | 0    | 600   | 703                 | 396                   | 0     | 0   | 0    | 396   | 223          | 38      | 657   | 46    |                |
| MADRID                      | 1.673                    | 1.773                      | 2     | 23  | 0    | 1.798 | 3.471               | 954                   | 3     | 18  | 0    | 975   | 560          | 183     | 1.718 | 1.753 |                |
| MURCIA                      | 723                      | 748                        | 16    | 16  | 13   | 793   | 1.516               | 346                   | 10    | 12  | 1    | 369   | 358          | 61      | 788   | 728   |                |
| NAVARRA                     | 78                       | 124                        | 2     | 3   | 10   | 139   | 217                 | 100                   | 2     | 2   | 4    | 108   | 66           | 6       | 180   | 37    |                |
| PAÍS VASCO                  | 158                      | 620                        | 0     | 0   | 0    | 620   | 778                 | 502                   | 0     | 5   | 0    | 507   | 132          | 11      | 650   | 128   |                |
| ÁLAVA                       | 3                        | 79                         | 0     | 0   | 0    | 79    | 82                  | 65                    | 0     | 0   | 0    | 65    | 9            | 0       | 74    | 8     |                |
| GUIPÚZCOA                   | 5                        | 248                        | 0     | 0   | 0    | 248   | 253                 | 201                   | 0     | 0   | 0    | 201   | 48           | 0       | 249   | 4     |                |
| VIZCAYA                     | 150                      | 293                        | 0     | 0   | 0    | 293   | 443                 | 236                   | 0     | 5   | 0    | 241   | 75           | 11      | 327   | 116   |                |
| LA RIOJA                    | 17                       | 87                         | 0     | 0   | 0    | 87    | 104                 | 69                    | 0     | 0   | 0    | 69    | 16           | 2       | 87    | 17    |                |
| CEUTA                       | 50                       | 111                        | 0     | 0   | 0    | 111   | 161                 | 38                    | 1     | 1   | 0    | 40    | 27           | 11      | 78    | 83    |                |
| MELILLA                     | 65                       | 121                        | 2     | 0   | 0    | 123   | 188                 | 69                    | 2     | 0   | 0    | 71    | 61           | 6       | 138   | 50    |                |

|              |        |        |    |     |     |        |        |        |    |     |    |        |       |       |        |        |
|--------------|--------|--------|----|-----|-----|--------|--------|--------|----|-----|----|--------|-------|-------|--------|--------|
| TOTAL ESTADO | 20.690 | 19.741 | 75 | 157 | 117 | 20.090 | 40.780 | 11.389 | 90 | 172 | 73 | 11.724 | 6.470 | 2.010 | 20.204 | 20.576 |
|--------------|--------|--------|----|-----|-----|--------|--------|--------|----|-----|----|--------|-------|-------|--------|--------|

## PENSIONES NO CONTRIBUTIVAS DE JUBILACIÓN E INVALIDEZ

### CAUSAS DE DENEGACIÓN ACUMULADAS CORRESPONDIENTES AL AÑO 2011 HASTA ABRIL

| CC.AA.<br>Y/O<br>PROVINCIAS | EDAD | RESIDENCIA<br>LEGAL | RECURSOS   |        | GRADO<br>MINUSVALÍA<br>ENF. CRÓNICA | PRESTACIÓN<br>INCOMPATIBLE | SOLICITAR<br>SIN PASAR<br>DOS AÑOS | SIN<br>DESGLOSAR | TOTAL<br>CAUSAS DE<br>DENEGACIÓN |
|-----------------------------|------|---------------------|------------|--------|-------------------------------------|----------------------------|------------------------------------|------------------|----------------------------------|
|                             |      |                     | ECONÓMICOS |        |                                     |                            |                                    |                  |                                  |
|                             |      |                     | PERSONALES | U.E.C. |                                     |                            |                                    |                  |                                  |
| ANDALUCÍA                   | 44   | 69                  | 187        | 358    | 542                                 | 23                         | 0                                  | 0                | 1.223                            |
| ALMERÍA                     | 10   | 10                  | 11         | 26     | 21                                  | 0                          | 0                                  | 0                | 78                               |
| CÁDIZ                       | 0    | 0                   | 47         | 69     | 1                                   | 10                         | 0                                  | 0                | 127                              |
| CÓRDOBA                     | 4    | 1                   | 25         | 34     | 21                                  | 4                          | 0                                  | 0                | 89                               |
| GRANADA                     | 1    | 16                  | 16         | 25     | 39                                  | 0                          | 0                                  | 0                | 97                               |
| HUELVA                      | 2    | 2                   | 14         | 17     | 40                                  | 1                          | 0                                  | 0                | 76                               |
| JAÉN                        | 6    | 4                   | 8          | 7      | 15                                  | 0                          | 0                                  | 0                | 40                               |
| MÁLAGA                      | 6    | 29                  | 27         | 76     | 149                                 | 2                          | 0                                  | 0                | 289                              |
| SEVILLA                     | 15   | 7                   | 39         | 104    | 256                                 | 6                          | 0                                  | 0                | 427                              |
| ARAGÓN                      | 4    | 5                   | 31         | 32     | 10                                  | 17                         | 0                                  | 0                | 99                               |
| HUESCA                      | 3    | 0                   | 4          | 8      | 4                                   | 2                          | 0                                  | 0                | 21                               |
| TERUEL                      | 1    | 0                   | 1          | 2      | 2                                   | 0                          | 0                                  | 0                | 6                                |
| ZARAGOZA                    | 0    | 5                   | 26         | 22     | 4                                   | 15                         | 0                                  | 0                | 72                               |
| ASTURIAS                    | 5    | 4                   | 28         | 40     | 22                                  | 10                         | 0                                  | 0                | 109                              |
| ILLES BALEARS               | 3    | 19                  | 17         | 10     | 52                                  | 4                          | 0                                  | 7                | 112                              |
| CANARIAS                    | 22   | 52                  | 174        | 163    | 235                                 | 14                         | 0                                  | 0                | 660                              |
| LAS PALMAS                  | 11   | 29                  | 74         | 75     | 138                                 | 6                          | 0                                  | 0                | 333                              |
| S.C. TENERIFE               | 11   | 23                  | 100        | 88     | 97                                  | 8                          | 0                                  | 0                | 327                              |
| CANTABRIA                   | 1    | 3                   | 7          | 30     | 23                                  | 0                          | 0                                  | 0                | 64                               |
| CASTILLA Y LEÓN             | 14   | 12                  | 48         | 68     | 29                                  | 4                          | 0                                  | 0                | 175                              |
| ÁVILA                       | 0    | 0                   | 8          | 7      | 0                                   | 0                          | 0                                  | 0                | 15                               |
| BURGOS                      | 1    | 3                   | 10         | 18     | 3                                   | 2                          | 0                                  | 0                | 37                               |
| LEÓN                        | 4    | 3                   | 10         | 13     | 3                                   | 2                          | 0                                  | 0                | 35                               |
| PALENCIA                    | 1    | 0                   | 0          | 2      | 0                                   | 0                          | 0                                  | 0                | 3                                |
| SALAMANCA                   | 3    | 2                   | 5          | 10     | 10                                  | 0                          | 0                                  | 0                | 30                               |
| SEGOVIA                     | 2    | 3                   | 2          | 3      | 1                                   | 0                          | 0                                  | 0                | 11                               |
| SORIA                       | 0    | 0                   | 0          | 1      | 0                                   | 0                          | 0                                  | 0                | 1                                |
| VALLADOLID                  | 1    | 0                   | 7          | 6      | 1                                   | 0                          | 0                                  | 0                | 15                               |
| ZAMORA                      | 2    | 1                   | 6          | 8      | 11                                  | 0                          | 0                                  | 0                | 28                               |
| CASTILLA-LA MANCHA          | 21   | 17                  | 83         | 143    | 77                                  | 8                          | 0                                  | 0                | 349                              |
| ALBACETE                    | 3    | 1                   | 14         | 19     | 31                                  | 1                          | 0                                  | 0                | 69                               |
| CIUDAD REAL                 | 7    | 3                   | 26         | 52     | 14                                  | 3                          | 0                                  | 0                | 105                              |
| CUENCA                      | 5    | 2                   | 23         | 27     | 17                                  | 2                          | 0                                  | 0                | 76                               |
| GUADALAJARA                 | 0    | 5                   | 6          | 7      | 4                                   | 0                          | 0                                  | 0                | 22                               |
| TOLEDO                      | 6    | 6                   | 14         | 38     | 11                                  | 2                          | 0                                  | 0                | 77                               |

(Continúa al dorso)

| CC.AA.<br>Y/O<br>PROVINCIAS | EDAD       | RESIDENCIA | RECURSOS<br>ECONÓMICOS |              | GRADO<br>MINUSVALÍA | PRESTACIÓN   | SOLICITAR<br>SIN PASAR | SIN       | TOTAL<br>CAUSAS DE<br>DENE GACIÓN |
|-----------------------------|------------|------------|------------------------|--------------|---------------------|--------------|------------------------|-----------|-----------------------------------|
|                             |            | LEGAL      | PERSONALES             | U.E.C.       | ENF. CRÓNICA        | INCOMPATIBLE | DOS AÑOS               | DESGLOSAR |                                   |
|                             |            |            |                        |              |                     |              |                        |           |                                   |
| CATALUNYA                   | 8          | 51         | 172                    | 413          | 174                 | 211          | 0                      | 0         | 1.029                             |
| BARCELONA                   | 4          | 36         | 123                    | 308          | 152                 | 162          | 0                      | 0         | 785                               |
| GIRONA                      | 1          | 3          | 19                     | 27           | 8                   | 22           | 0                      | 0         | 80                                |
| LLEIDA                      | 1          | 3          | 5                      | 19           | 4                   | 6            | 0                      | 0         | 38                                |
| TARRAGONA                   | 2          | 9          | 25                     | 59           | 10                  | 21           | 0                      | 0         | 126                               |
| COMUNIDAD VALENCIANA        | 18         | 37         | 129                    | 274          | 379                 | 18           | 0                      | 0         | 855                               |
| ALICANTE                    | 12         | 22         | 74                     | 104          | 45                  | 4            | 0                      | 0         | 261                               |
| CASTELLÓN                   | 1          | 3          | 2                      | 18           | 8                   | 0            | 0                      | 0         | 32                                |
| VALENCIA                    | 5          | 12         | 53                     | 152          | 326                 | 14           | 0                      | 0         | 562                               |
| EXTREMADURA                 | 1          | 0          | 8                      | 30           | 31                  | 0            | 0                      | 0         | 70                                |
| BADAJOS                     | 1          | 0          | 5                      | 23           | 26                  | 0            | 0                      | 0         | 55                                |
| CÁCERES                     | 0          | 0          | 3                      | 7            | 5                   | 0            | 0                      | 0         | 15                                |
| GALICIA                     | 12         | 26         | 83                     | 173          | 202                 | 7            | 0                      | 2         | 505                               |
| A CORUÑA                    | 7          | 12         | 27                     | 72           | 70                  | 0            | 0                      | 2         | 190                               |
| LUGO                        | 2          | 1          | 3                      | 10           | 11                  | 2            | 0                      | 0         | 29                                |
| OURENSE                     | 1          | 2          | 5                      | 10           | 43                  | 2            | 0                      | 0         | 63                                |
| PONTEVEDRA                  | 2          | 11         | 48                     | 81           | 78                  | 3            | 0                      | 0         | 223                               |
| MADRID                      | 28         | 102        | 147                    | 225          | 58                  | 0            | 0                      | 0         | 560                               |
| MURCIA                      | 7          | 32         | 90                     | 64           | 155                 | 10           | 0                      | 0         | 358                               |
| NAVARRA                     | 0          | 23         | 15                     | 27           | 0                   | 0            | 0                      | 1         | 66                                |
| PAÍS VASCO                  | 5          | 23         | 23                     | 55           | 18                  | 8            | 0                      | 0         | 132                               |
| ÁLAVA                       | 0          | 0          | 1                      | 8            | 0                   | 0            | 0                      | 0         | 9                                 |
| GUIPÚZCOA                   | 4          | 16         | 9                      | 16           | 0                   | 3            | 0                      | 0         | 48                                |
| VIZCAYA                     | 1          | 7          | 13                     | 31           | 18                  | 5            | 0                      | 0         | 75                                |
| LA RIOJA                    | 2          | 4          | 3                      | 3            | 4                   | 0            | 0                      | 0         | 16                                |
| CEUTA                       | 0          | 2          | 2                      | 8            | 15                  | 0            | 0                      | 0         | 27                                |
| MELILLA                     | 0          | 7          | 6                      | 4            | 44                  | 0            | 0                      | 0         | 61                                |
| <b>TOTAL ESTADO</b>         | <b>195</b> | <b>488</b> | <b>1.253</b>           | <b>2.120</b> | <b>2.070</b>        | <b>334</b>   | <b>0</b>               | <b>10</b> | <b>6.470</b>                      |

1e PNC DE JUBILACIÓN E INVALIDEZ: COEFICIENTES DE LA GESTIÓN MENSUAL

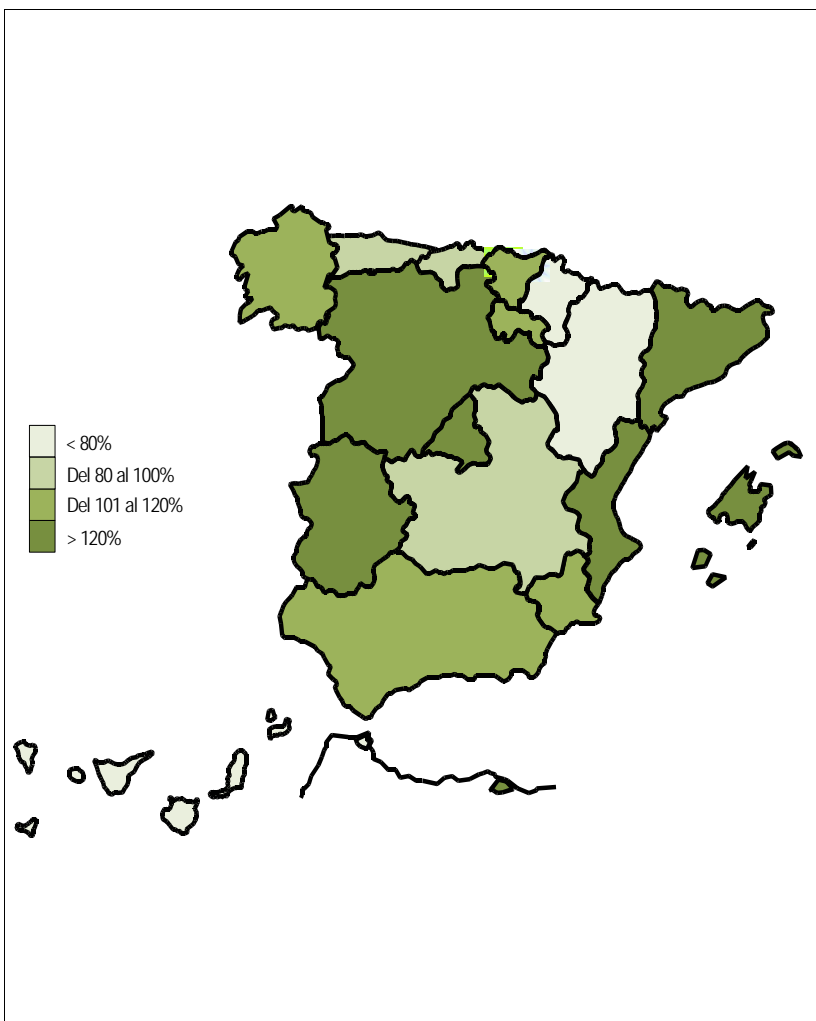
# PENSIONES NO CONTRIBUTIVAS DE LA SEGURIDAD SOCIAL DE JUBILACIÓN E INVALIDEZ

DISTRIBUCIÓN TERRITORIAL DEL COEFICIENTE DE COBERTURA. SITUACIÓN EN ABRIL DE 2011

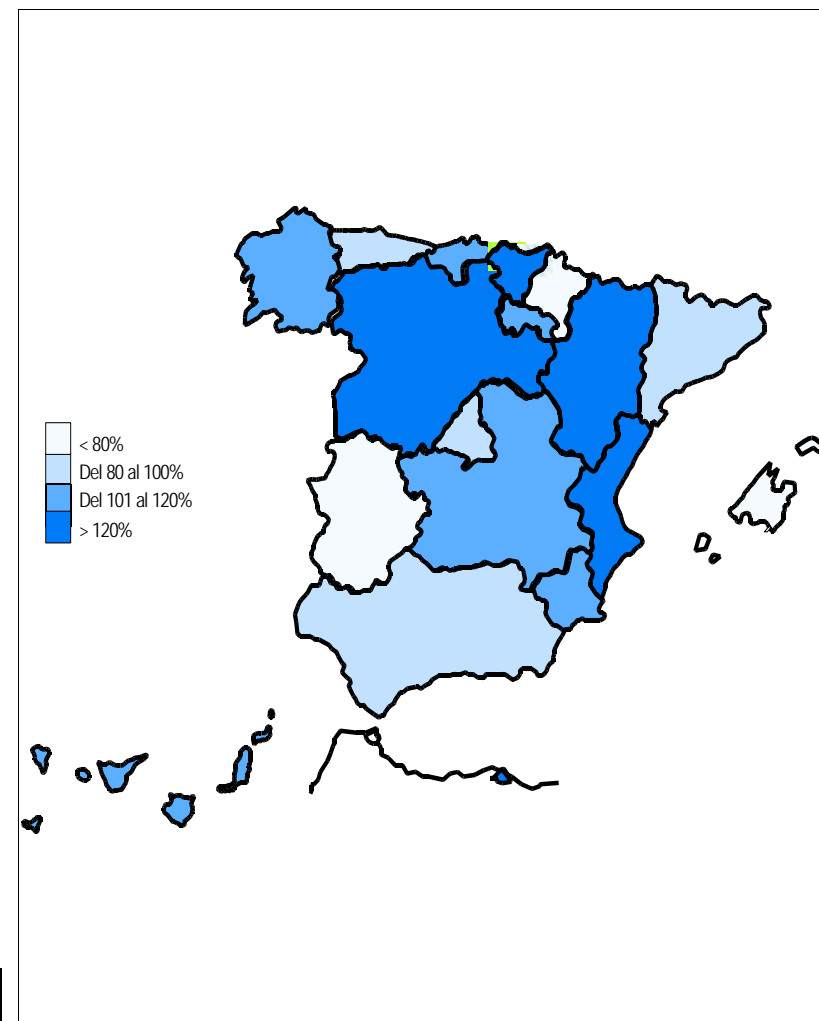
PNC DE JUBILACIÓN

ÁMBITO  
GEOGRÁFICO

PNC DE INVALIDEZ



|                |                     |                |
|----------------|---------------------|----------------|
| 114,70%        | ANDALUCÍA           | 96,35%         |
| 71,08%         | ARAGÓN              | 128,13%        |
| 86,15%         | ASTURIAS            | 93,85%         |
| 190,91%        | ILLES BALEARS       | 78,72%         |
| 57,46%         | CANARIAS            | 113,31%        |
| 82,76%         | CANTABRIA           | 114,71%        |
| 131,71%        | CASTILLA Y LEÓN     | 171,58%        |
| 88,61%         | CASTILLA-LA MANCHA  | 113,00%        |
| 121,30%        | CATALUNYA           | 86,10%         |
| 92,41%         | C. VALENCIANA       | 213,27%        |
| 89,47%         | EXTREMADURA         | 56,82%         |
| 119,02%        | GALICIA             | 114,05%        |
| 100,00%        | MADRID              | 85,37%         |
| 114,93%        | MURCIA              | 104,17%        |
| 62,50%         | NAVARRA             | 38,46%         |
| 101,64%        | PAÍS VASCO          | 128,00%        |
| 111,11%        | LA RIOJA            | 116,67%        |
| 137,50%        | CEUTA               | 60,00%         |
| 140,00%        | MELILLA             | 152,94%        |
| <b>102,37%</b> | <b>TOTAL ESTADO</b> | <b>110,68%</b> |



Coefficiente de cobertura: Determina la relación existente entre el volumen de expedientes resueltos e iniciados durante el mes.

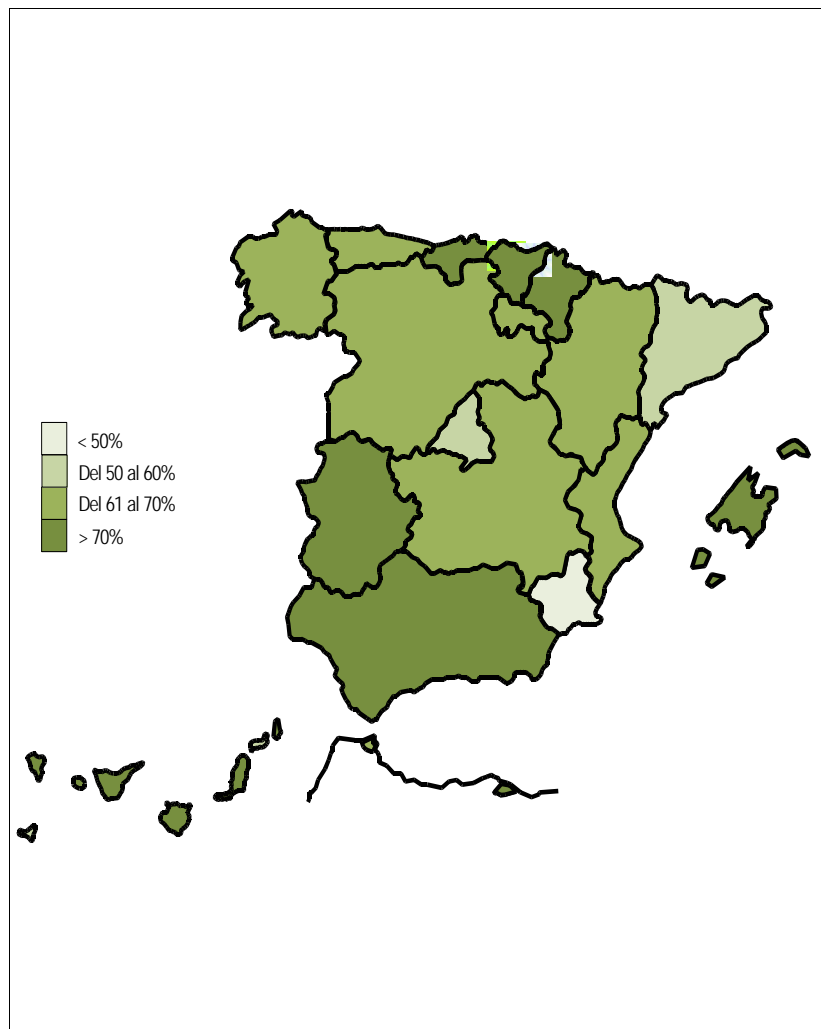
# PENSIONES NO CONTRIBUTIVAS DE LA SEGURIDAD SOCIAL DE JUBILACIÓN E INVALIDEZ

DISTRIBUCIÓN TERRITORIAL DEL COEFICIENTE DE RECONOCIMIENTO. SITUACIÓN EN ABRIL DE 2011

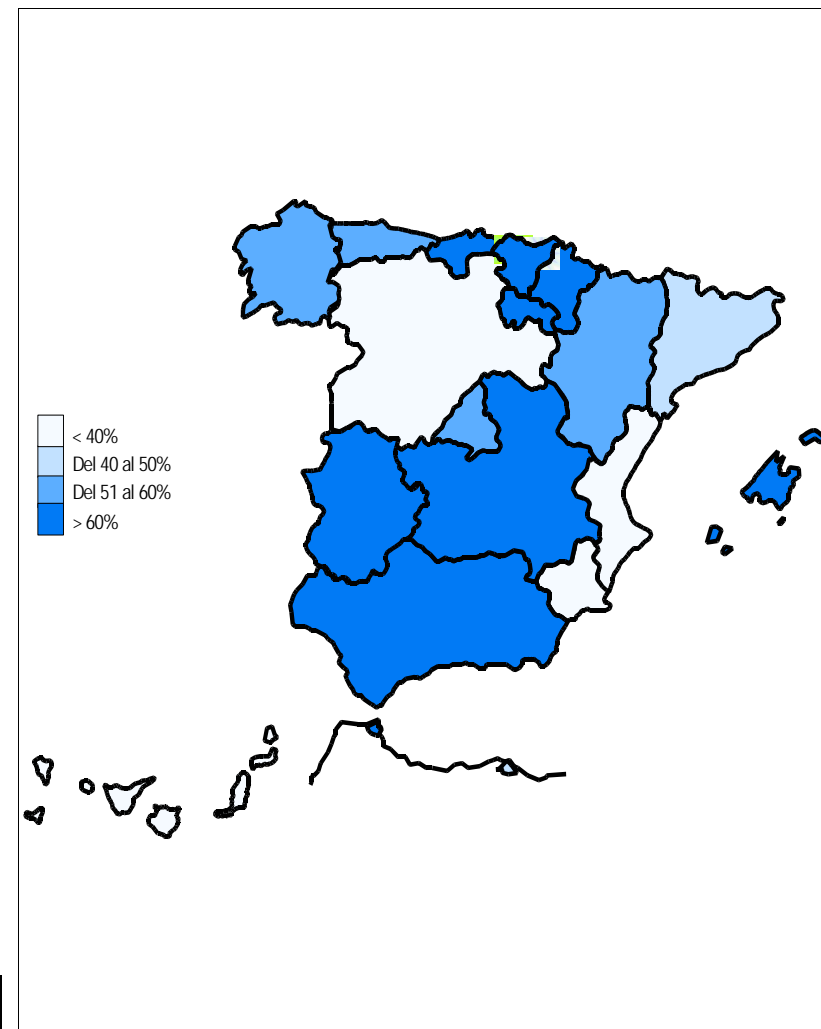
## PNC DE JUBILACIÓN

## ÁMBITO GEOGRÁFICO

## PNC DE INVALIDEZ



|               |                     |               |
|---------------|---------------------|---------------|
| 78,45%        | ANDALUCÍA           | 67,06%        |
| 62,71%        | ARAGÓN              | 53,66%        |
| 67,86%        | ASTURIAS            | 55,74%        |
| 78,57%        | ILLES BALEARS       | 67,57%        |
| 80,92%        | CANARIAS            | 35,91%        |
| 70,83%        | CANTABRIA           | 74,36%        |
| 64,20%        | CASTILLA Y LEÓN     | 38,65%        |
| 70,00%        | CASTILLA-LA MANCHA  | 71,68%        |
| 53,87%        | CATALUNYA           | 40,37%        |
| 61,19%        | C. VALENCIANA       | 33,97%        |
| 78,43%        | EXTREMADURA         | 68,00%        |
| 69,59%        | GALICIA             | 55,92%        |
| 59,70%        | MADRID              | 57,14%        |
| 48,05%        | MURCIA              | 30,40%        |
| 80,00%        | NAVARRA             | 80,00%        |
| 80,65%        | PAÍS VASCO          | 79,17%        |
| 70,00%        | LA RIOJA            | 85,71%        |
| 63,64%        | CEUTA               | 11,11%        |
| 85,71%        | MELILLA             | 50,00%        |
| <b>67,21%</b> | <b>TOTAL ESTADO</b> | <b>49,91%</b> |



Coefficiente de reconocimiento del derecho a PNC: Establecido a partir del cociente entre los expedientes aprobados y los resueltos en el mes.

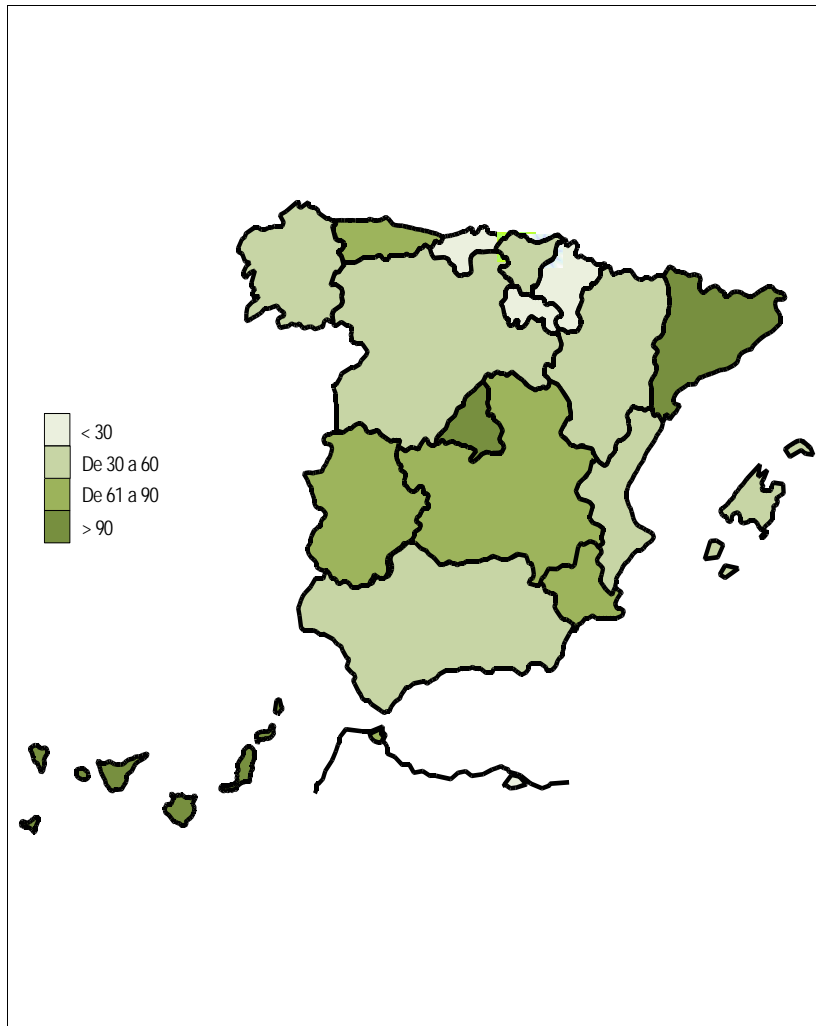
# PENSIONES NO CONTRIBUTIVAS DE LA SEGURIDAD SOCIAL DE JUBILACIÓN E INVALIDEZ

## DISTRIBUCIÓN TERRITORIAL DEL COEFICIENTE DE GESTIÓN EN DÍAS. SITUACIÓN EN ABRIL DE 2011

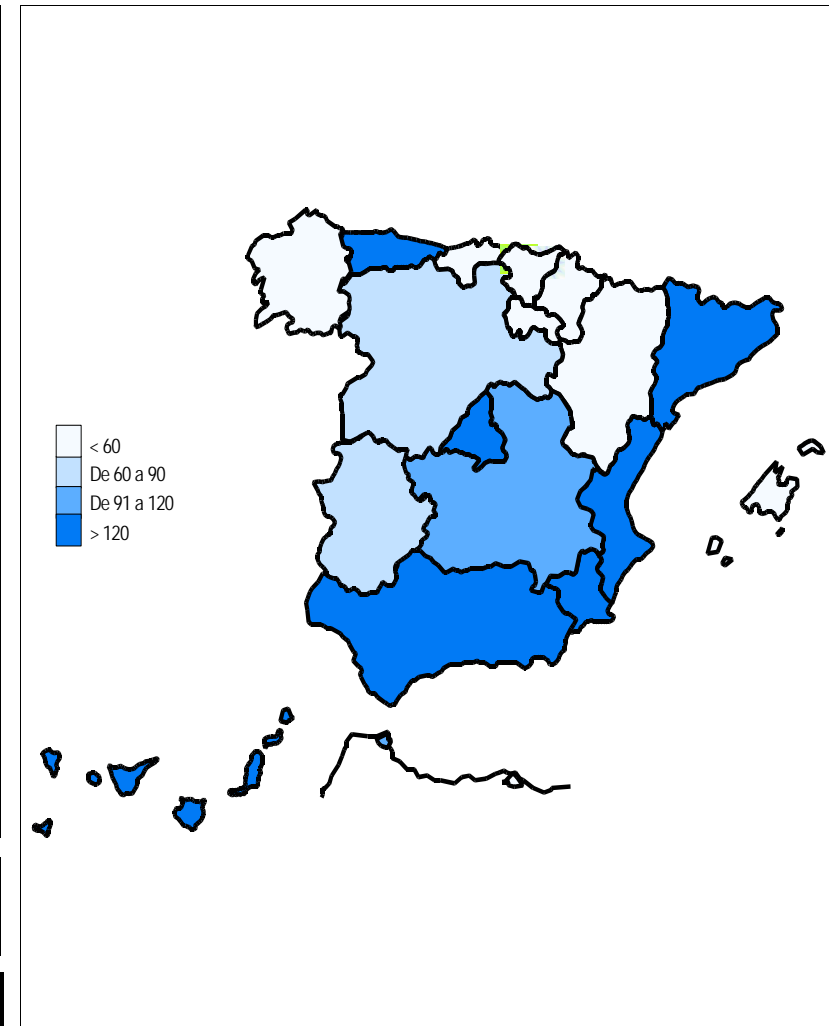
### PNC DE JUBILACIÓN

### ÁMBITO GEOGRÁFICO

### PNC DE INVALIDEZ



|           |                     |            |
|-----------|---------------------|------------|
| 52        | ANDALUCÍA           | 150        |
| 38        | ARAGÓN              | 49         |
| 74        | ASTURIAS            | 121        |
| 57        | ILLES BALEARS       | 29         |
| 283       | CANARIAS            | 414        |
| 27        | CANTABRIA           | 19         |
| 51        | CASTILLA Y LEÓN     | 79         |
| 70        | CASTILLA-LA MANCHA  | 104        |
| 142       | CATALUNYA           | 184        |
| 56        | C. VALENCIANA       | 160        |
| 70        | EXTREMADURA         | 64         |
| 53        | GALICIA             | 59         |
| 114       | MADRID              | 121        |
| 79        | MURCIA              | 130        |
| 23        | NAVARRA             | 53         |
| 31        | PAÍS VASCO          | 20         |
| 25        | LA RIOJA            | 22         |
| 69        | CEUTA               | 111        |
| 18        | MELILLA             | 60         |
| <b>90</b> | <b>TOTAL ESTADO</b> | <b>156</b> |



**Coefficiente de gestión:** Coeficiente expresado en días; su valor indica a cuántos días de entrada media de expedientes equivale el número de los que se encuentran en gestión al finalizar el mes.

1f RECLAMACIONES PREVIAS: DATOS DE LA GESTIÓN MENSUAL Y ANUAL

**PENSIONES NO CONTRIBUTIVAS DE LA SEGURIDAD SOCIAL : JUBILACIÓN E INVALIDEZ**  
**RECLAMACIÓN PREVIA A LA VÍA JURISDICCIONAL SOCIAL: DATOS DEL MES DE ABRIL DE 2011**

| CC.AA.<br>Y/O<br>PROVINCIAS | JUBILACIÓN |         |           |         |       |         | INVALIDEZ |         |           |         |       |         | TOTAL: JUBILACIÓN MÁS INVALIDEZ |         |           |         |       |         |
|-----------------------------|------------|---------|-----------|---------|-------|---------|-----------|---------|-----------|---------|-------|---------|---------------------------------|---------|-----------|---------|-------|---------|
|                             | PENDTE.    | RECLAM. | RESUELTAS |         |       | RECLAM. | PENDTE.   | RECLAM. | RESUELTAS |         |       | RECLAM. | PENDTE.                         | RECLAM. | RESUELTAS |         |       | RECLAM. |
|                             | ANT.       | PRSEN.  | ESTIM.    | DESEST. | TOTAL | PENDTE. | ANT.      | PRSEN.  | ESTIM.    | DESEST. | TOTAL | PENDTE. | ANT.                            | PRSEN.  | ESTIM.    | DESEST. | TOTAL | PENDTE. |
| ANDALUCÍA                   | 37         | 35      | 15        | 17      | 32    | 40      | 271       | 85      | 19        | 49      | 68    | 288     | 308                             | 120     | 34        | 66      | 100   | 328     |
| ALMERÍA                     | 6          | 8       | 7         | 1       | 8     | 6       | 13        | 10      | 3         | 7       | 10    | 13      | 19                              | 18      | 10        | 8       | 18    | 19      |
| CÁDIZ                       | 0          | 3       | 1         | 0       | 1     | 2       | 7         | 3       | 1         | 0       | 1     | 9       | 7                               | 6       | 2         | 0       | 2     | 11      |
| CÓRDOBA                     | 7          | 8       | 1         | 6       | 7     | 8       | 9         | 10      | 1         | 1       | 2     | 17      | 16                              | 18      | 2         | 7       | 9     | 25      |
| GRANADA                     | 1          | 2       | 1         | 0       | 1     | 2       | 17        | 14      | 3         | 7       | 10    | 21      | 18                              | 16      | 4         | 7       | 11    | 23      |
| HUELVA                      | 1          | 1       | 0         | 0       | 0     | 2       | 5         | 3       | 1         | 4       | 5     | 3       | 6                               | 4       | 1         | 4       | 5     | 5       |
| JAÉN                        | 1          | 2       | 1         | 2       | 3     | 0       | 3         | 3       | 2         | 2       | 4     | 2       | 4                               | 5       | 3         | 4       | 7     | 2       |
| MÁLAGA                      | 2          | 4       | 3         | 3       | 6     | 0       | 58        | 14      | 3         | 11      | 14    | 58      | 60                              | 18      | 6         | 14      | 20    | 58      |
| SEVILLA                     | 19         | 7       | 1         | 5       | 6     | 20      | 159       | 28      | 5         | 17      | 22    | 165     | 178                             | 35      | 6         | 22      | 28    | 185     |
| ARAGÓN                      | 2          | 1       | 3         | 0       | 3     | 0       | 1         | 0       | 0         | 0       | 0     | 1       | 3                               | 1       | 3         | 0       | 3     | 1       |
| HUESCA                      | 1          | 0       | 1         | 0       | 1     | 0       | 1         | 0       | 0         | 0       | 0     | 1       | 2                               | 0       | 1         | 0       | 1     | 1       |
| TERUEL                      | 0          | 0       | 0         | 0       | 0     | 0       | 0         | 0       | 0         | 0       | 0     | 0       | 0                               | 0       | 0         | 0       | 0     | 0       |
| ZARAGOZA                    | 1          | 1       | 2         | 0       | 2     | 0       | 0         | 0       | 0         | 0       | 0     | 0       | 1                               | 1       | 2         | 0       | 2     | 0       |
| ASTURIAS                    | 46         | 0       | 0         | 1       | 1     | 45      | 105       | 7       | 2         | 5       | 7     | 105     | 151                             | 7       | 2         | 6       | 8     | 150     |
| ILLES BALEARS               | 5          | 7       | 4         | 3       | 7     | 5       | 15        | 17      | 9         | 9       | 18    | 14      | 20                              | 24      | 13        | 12      | 25    | 19      |
| CANARIAS                    | 51         | 9       | 3         | 8       | 11    | 49      | 84        | 16      | 1         | 20      | 21    | 79      | 135                             | 25      | 4         | 28      | 32    | 128     |
| LAS PALMAS                  | 14         | 3       | 2         | 1       | 3     | 14      | 64        | 10      | 1         | 8       | 9     | 65      | 78                              | 13      | 3         | 9       | 12    | 79      |
| S.C. TENERIFE               | 37         | 6       | 1         | 7       | 8     | 35      | 20        | 6       | 0         | 12      | 12    | 14      | 57                              | 12      | 1         | 19      | 20    | 49      |
| CANTABRIA                   | 2          | 0       | 0         | 1       | 1     | 1       | 5         | 0       | 0         | 3       | 3     | 2       | 7                               | 0       | 0         | 4       | 4     | 3       |
| CASTILLA Y LEÓN             | 57         | 3       | 1         | 4       | 5     | 55      | 56        | 7       | 2         | 5       | 7     | 56      | 113                             | 10      | 3         | 9       | 12    | 111     |
| ÁVILA                       | 0          | 0       | 0         | 0       | 0     | 0       | 0         | 1       | 1         | 0       | 1     | 0       | 0                               | 1       | 1         | 0       | 1     | 0       |
| BURGOS                      | 5          | 1       | 1         | 1       | 2     | 4       | 3         | 1       | 0         | 0       | 0     | 4       | 8                               | 2       | 1         | 1       | 2     | 8       |
| LEÓN                        | 3          | 1       | 0         | 2       | 2     | 2       | 1         | 1       | 0         | 1       | 1     | 1       | 4                               | 2       | 0         | 3       | 3     | 3       |
| PALENCIA                    | 0          | 0       | 0         | 0       | 0     | 0       | 0         | 2       | 0         | 2       | 2     | 0       | 0                               | 2       | 0         | 2       | 2     | 0       |
| SALAMANCA                   | 0          | 1       | 0         | 1       | 1     | 0       | 0         | 2       | 1         | 1       | 2     | 0       | 0                               | 3       | 1         | 2       | 3     | 0       |
| SEGOVIA                     | 0          | 0       | 0         | 0       | 0     | 0       | 0         | 0       | 0         | 0       | 0     | 0       | 0                               | 0       | 0         | 0       | 0     | 0       |
| SORIA                       | 0          | 0       | 0         | 0       | 0     | 0       | 0         | 0       | 0         | 0       | 0     | 0       | 0                               | 0       | 0         | 0       | 0     | 0       |
| VALLADOLID                  | 48         | 0       | 0         | 0       | 0     | 48      | 51        | 0       | 0         | 1       | 1     | 50      | 99                              | 0       | 0         | 1       | 1     | 98      |
| <                           | 1          | 0       | 0         | 0       | 0     | 1       | 1         | 0       | 0         | 0       | 0     | 1       | 2                               | 0       | 0         | 0       | 0     | 2       |
| CASTILLA-LA MANCHA          | 13         | 10      | 4         | 4       | 8     | 15      | 21        | 13      | 4         | 9       | 13    | 21      | 34                              | 23      | 8         | 13      | 21    | 36      |
| ALBACETE                    | 0          | 3       | 3         | 0       | 3     | 0       | 0         | 8       | 2         | 5       | 7     | 1       | 0                               | 11      | 5         | 5       | 10    | 1       |
| CIUDAD REAL                 | 7          | 6       | 1         | 3       | 4     | 9       | 18        | 3       | 2         | 3       | 5     | 16      | 25                              | 9       | 3         | 6       | 9     | 25      |
| CUENCA                      | 1          | 1       | 0         | 1       | 1     | 1       | 0         | 0       | 0         | 0       | 0     | 0       | 1                               | 1       | 0         | 1       | 1     | 1       |
| GUADALAJARA                 | 0          | 0       | 0         | 0       | 0     | 0       | 0         | 1       | 0         | 1       | 1     | 0       | 0                               | 1       | 0         | 1       | 1     | 0       |
| TOLEDO                      | 5          | 0       | 0         | 0       | 0     | 5       | 3         | 1       | 0         | 0       | 0     | 4       | 8                               | 1       | 0         | 0       | 0     | 9       |

(Continúa al dorso)

| CC.AA.<br>Y/O<br>PROVINCIAS | JUBILACIÓN |         |           |         |       |         | INVALIDEZ |         |           |         |       |         | TOTAL: JUBILACIÓN MÁS INVALIDEZ |         |           |         |       |         |
|-----------------------------|------------|---------|-----------|---------|-------|---------|-----------|---------|-----------|---------|-------|---------|---------------------------------|---------|-----------|---------|-------|---------|
|                             | PENDTE.    | RECLAM. | RESUELTAS |         |       | RECLAM. | PENDTE.   | RECLAM. | RESUELTAS |         |       | RECLAM. | PENDTE.                         | RECLAM. | RESUELTAS |         |       | RECLAM. |
|                             | ANT.       | PRSEN.  | ESTIM.    | DESEST. | TOTAL | PENDTE. | ANT.      | PRSEN.  | ESTIM.    | DESEST. | TOTAL | PENDTE. | ANT.                            | PRSEN.  | ESTIM.    | DESEST. | TOTAL | PENDTE. |
| CATALUNYA                   | 169        | 27      | 43        | 19      | 62    | 134     | 323       | 47      | 51        | 31      | 82    | 288     | 492                             | 74      | 94        | 50      | 144   | 422     |
| BARCELONA                   | 128        | 19      | 32        | 14      | 46    | 101     | 239       | 37      | 41        | 24      | 65    | 211     | 367                             | 56      | 73        | 38      | 111   | 312     |
| GIRONA                      | 12         | 5       | 3         | 2       | 5     | 12      | 17        | 3       | 2         | 2       | 4     | 16      | 29                              | 8       | 5         | 4       | 9     | 28      |
| LLEIDA                      | 8          | 1       | 1         | 1       | 2     | 7       | 15        | 2       | 3         | 2       | 5     | 12      | 23                              | 3       | 4         | 3       | 7     | 19      |
| TARRAGONA                   | 21         | 2       | 7         | 2       | 9     | 14      | 52        | 5       | 5         | 3       | 8     | 49      | 73                              | 7       | 12        | 5       | 17    | 63      |
| COMUNIDAD VALENCIANA        | 25         | 19      | 5         | 19      | 24    | 20      | 98        | 35      | 6         | 21      | 27    | 106     | 123                             | 54      | 11        | 40      | 51    | 126     |
| ALICANTE                    | 12         | 7       | 2         | 7       | 9     | 10      | 78        | 11      | 2         | 11      | 13    | 76      | 90                              | 18      | 4         | 18      | 22    | 86      |
| CASTELLÓN                   | 1          | 0       | 1         | 0       | 1     | 0       | 1         | 1       | 1         | 0       | 1     | 1       | 2                               | 1       | 2         | 0       | 2     | 1       |
| VALENCIA                    | 12         | 12      | 2         | 12      | 14    | 10      | 19        | 23      | 3         | 10      | 13    | 29      | 31                              | 35      | 5         | 22      | 27    | 39      |
| EXTREMADURA                 | 14         | 18      | 2         | 0       | 2     | 30      | 38        | 10      | 3         | 13      | 16    | 32      | 52                              | 28      | 5         | 13      | 18    | 62      |
| BADAJOS                     | 4          | 15      | 2         | 0       | 2     | 17      | 29        | 9       | 1         | 12      | 13    | 25      | 33                              | 24      | 3         | 12      | 15    | 42      |
| CÁCERES                     | 10         | 3       | 0         | 0       | 0     | 13      | 9         | 1       | 2         | 1       | 3     | 7       | 19                              | 4       | 2         | 1       | 3     | 20      |
| GALICIA                     | 95         | 13      | 11        | 11      | 22    | 86      | 490       | 23      | 13        | 11      | 24    | 489     | 585                             | 36      | 24        | 22      | 46    | 575     |
| A CORUÑA                    | 45         | 8       | 8         | 2       | 10    | 43      | 294       | 7       | 8         | 4       | 12    | 289     | 339                             | 15      | 16        | 6       | 22    | 332     |
| LUGO                        | 0          | 2       | 0         | 2       | 2     | 0       | 1         | 4       | 1         | 2       | 3     | 2       | 1                               | 6       | 1         | 4       | 5     | 2       |
| OURENSE                     | 0          | 1       | 1         | 0       | 1     | 0       | 0         | 2       | 2         | 0       | 2     | 0       | 0                               | 3       | 3         | 0       | 3     | 0       |
| PONTEVEDRA                  | 50         | 2       | 2         | 7       | 9     | 43      | 195       | 10      | 2         | 5       | 7     | 198     | 245                             | 12      | 4         | 12      | 16    | 241     |
| MADRID                      | 17         | 24      | 12        | 9       | 21    | 20      | 24        | 37      | 12        | 16      | 28    | 33      | 41                              | 61      | 24        | 25      | 49    | 53      |
| MURCIA                      | 3          | 4       | 3         | 2       | 5     | 2       | 48        | 19      | 8         | 16      | 24    | 43      | 51                              | 23      | 11        | 18      | 29    | 45      |
| NAVARRA                     | 0          | 0       | 0         | 0       | 0     | 0       | 0         | 0       | 0         | 0       | 0     | 0       | 0                               | 0       | 0         | 0       | 0     | 0       |
| PAÍS VASCO                  | 13         | 3       | 1         | 3       | 4     | 12      | 10        | 5       | 3         | 2       | 5     | 10      | 23                              | 8       | 4         | 5       | 9     | 22      |
| ÁLAVA (1)                   | 0          | 0       | 0         | 0       | 0     | 0       | 1         | 1       | 1         | 1       | 2     | 0       | 1                               | 1       | 1         | 1       | 2     | 0       |
| GUIPÚZCOA (1)               | 0          | 0       | 0         | 0       | 0     | 0       | 0         | 0       | 0         | 0       | 0     | 0       | 0                               | 0       | 0         | 0       | 0     | 0       |
| VIZCAYA                     | 13         | 3       | 1         | 3       | 4     | 12      | 9         | 4       | 2         | 1       | 3     | 10      | 22                              | 7       | 3         | 4       | 7     | 22      |
| LA RIOJA                    | 4          | 0       | 1         | 2       | 3     | 1       | 7         | 2       | 0         | 2       | 2     | 7       | 11                              | 2       | 1         | 4       | 5     | 8       |
| CEUTA                       | 0          | 2       | 2         | 0       | 2     | 0       | 2         | 1       | 2         | 0       | 2     | 1       | 2                               | 3       | 4         | 0       | 4     | 1       |
| MELILLA                     | 0          | 0       | 0         | 0       | 0     | 0       | 4         | 3       | 0         | 3       | 3     | 4       | 4                               | 3       | 0         | 3       | 3     | 4       |

|              |     |     |     |     |     |     |       |     |     |     |     |       |       |     |     |     |     |       |
|--------------|-----|-----|-----|-----|-----|-----|-------|-----|-----|-----|-----|-------|-------|-----|-----|-----|-----|-------|
| TOTAL ESTADO | 553 | 175 | 110 | 103 | 213 | 515 | 1.602 | 327 | 135 | 215 | 350 | 1.579 | 2.155 | 502 | 245 | 318 | 563 | 2.094 |
|--------------|-----|-----|-----|-----|-----|-----|-------|-----|-----|-----|-----|-------|-------|-----|-----|-----|-----|-------|

(1) Datos no facilitados.

**PENSIONES NO CONTRIBUTIVAS DE LA SEGURIDAD SOCIAL : JUBILACIÓN E INVALIDEZ**  
**RECLAMACIÓN PREVIA A LA VÍA JURISDICCIONAL SOCIAL: DATOS ACUMULADOS DEL AÑO 2011 HASTA ABRIL**

| CC.AA.<br>Y/O<br>PROVINCIAS | JUBILACIÓN      |                   |           |         |       |                    | INVALIDEZ       |                   |           |         |       |                    | TOTAL: JUBILACIÓN MÁS INVALIDEZ |                   |           |         |       |                    |
|-----------------------------|-----------------|-------------------|-----------|---------|-------|--------------------|-----------------|-------------------|-----------|---------|-------|--------------------|---------------------------------|-------------------|-----------|---------|-------|--------------------|
|                             | PENDTE.<br>ANT. | RECLAM.<br>PRSEN. | RESUELTAS |         |       | RECLAM.<br>PENDTE. | PENDTE.<br>ANT. | RECLAM.<br>PRSEN. | RESUELTAS |         |       | RECLAM.<br>PENDTE. | PENDTE.<br>ANT.                 | RECLAM.<br>PRSEN. | RESUELTAS |         |       | RECLAM.<br>PENDTE. |
|                             |                 |                   | ESTIM.    | DESEST. | TOTAL |                    |                 |                   | ESTIM.    | DESEST. | TOTAL |                    |                                 |                   | ESTIM.    | DESEST. | TOTAL |                    |
| ANDALUCÍA                   | 63              | 143               | 73        | 93      | 166   | 40                 | 255             | 303               | 90        | 188     | 278   | 280                | 318                             | 446               | 163       | 281     | 444   | 320                |
| ALMERÍA                     | 10              | 26                | 20        | 10      | 30    | 6                  | 9               | 26                | 11        | 11      | 22    | 13                 | 19                              | 52                | 31        | 21      | 52    | 19                 |
| CÁDIZ                       | 1               | 13                | 6         | 6       | 12    | 2                  | 5               | 26                | 9         | 11      | 20    | 11                 | 6                               | 39                | 15        | 17      | 32    | 13                 |
| CÓRDOBA                     | 7               | 12                | 3         | 8       | 11    | 8                  | 18              | 11                | 10        | 12      | 22    | 7                  | 25                              | 23                | 13        | 20      | 33    | 15                 |
| GRANADA                     | 16              | 17                | 14        | 17      | 31    | 2                  | 26              | 25                | 11        | 19      | 30    | 21                 | 42                              | 42                | 25        | 36      | 61    | 23                 |
| HUELVA                      | 5               | 3                 | 1         | 5       | 6     | 2                  | 11              | 9                 | 6         | 11      | 17    | 3                  | 16                              | 12                | 7         | 16      | 23    | 5                  |
| JAÉN                        | 0               | 7                 | 5         | 2       | 7     | 0                  | 3               | 9                 | 5         | 5       | 10    | 2                  | 3                               | 16                | 10        | 7       | 17    | 2                  |
| MÁLAGA                      | 2               | 29                | 16        | 15      | 31    | 0                  | 54              | 84                | 19        | 61      | 80    | 58                 | 56                              | 113               | 35        | 76      | 111   | 58                 |
| SEVILLA                     | 22              | 36                | 8         | 30      | 38    | 20                 | 129             | 113               | 19        | 58      | 77    | 165                | 151                             | 149               | 27        | 88      | 115   | 185                |
| ARAGÓN                      | 1               | 11                | 7         | 5       | 12    | 0                  | 1               | 3                 | 1         | 2       | 3     | 1                  | 2                               | 14                | 8         | 7       | 15    | 1                  |
| HUESCA                      | 1               | 1                 | 2         | 0       | 2     | 0                  | 0               | 2                 | 0         | 1       | 1     | 1                  | 1                               | 3                 | 2         | 1       | 3     | 1                  |
| TERUEL                      | 0               | 1                 | 0         | 1       | 1     | 0                  | 0               | 0                 | 0         | 0       | 0     | 0                  | 0                               | 1                 | 0         | 1       | 1     | 0                  |
| ZARAGOZA                    | 0               | 9                 | 5         | 4       | 9     | 0                  | 1               | 1                 | 1         | 1       | 2     | 0                  | 1                               | 10                | 6         | 5       | 11    | 0                  |
| ASTURIAS                    | 54              | 4                 | 3         | 10      | 13    | 45                 | 112             | 20                | 6         | 21      | 27    | 105                | 166                             | 24                | 9         | 31      | 40    | 150                |
| ILLES BALEARS               | 6               | 17                | 8         | 10      | 18    | 5                  | 12              | 40                | 18        | 20      | 38    | 14                 | 18                              | 57                | 26        | 30      | 56    | 19                 |
| CANARIAS                    | 53              | 42                | 12        | 34      | 46    | 49                 | 101             | 83                | 25        | 80      | 105   | 79                 | 154                             | 125               | 37        | 114     | 151   | 128                |
| LAS PALMAS                  | 13              | 16                | 5         | 10      | 15    | 14                 | 54              | 50                | 10        | 29      | 39    | 65                 | 67                              | 66                | 15        | 39      | 54    | 79                 |
| S.C. TENERIFE               | 40              | 26                | 7         | 24      | 31    | 35                 | 47              | 33                | 15        | 51      | 66    | 14                 | 87                              | 59                | 22        | 75      | 97    | 49                 |
| CANTABRIA                   | 3               | 0                 | 0         | 2       | 2     | 1                  | 4               | 1                 | 0         | 3       | 3     | 2                  | 7                               | 1                 | 0         | 5       | 5     | 3                  |
| CASTILLA Y LEÓN             | 59              | 19                | 6         | 17      | 23    | 55                 | 53              | 24                | 7         | 14      | 21    | 56                 | 112                             | 43                | 13        | 31      | 44    | 111                |
| ÁVILA                       | 2               | 1                 | 0         | 3       | 3     | 0                  | 0               | 1                 | 1         | 0       | 1     | 0                  | 2                               | 2                 | 1         | 3       | 4     | 0                  |
| BURGOS                      | 5               | 3                 | 1         | 3       | 4     | 4                  | 2               | 4                 | 1         | 1       | 2     | 4                  | 7                               | 7                 | 2         | 4       | 6     | 8                  |
| LEÓN                        | 5               | 1                 | 1         | 3       | 4     | 2                  | 3               | 3                 | 0         | 5       | 5     | 1                  | 8                               | 4                 | 1         | 8       | 9     | 3                  |
| PALENCIA                    | 0               | 0                 | 0         | 0       | 0     | 0                  | 0               | 2                 | 0         | 2       | 2     | 0                  | 0                               | 2                 | 0         | 2       | 2     | 0                  |
| SALAMANCA                   | 0               | 5                 | 2         | 3       | 5     | 0                  | 0               | 7                 | 4         | 3       | 7     | 0                  | 0                               | 12                | 6         | 6       | 12    | 0                  |
| SEGOVIA                     | 0               | 0                 | 0         | 0       | 0     | 0                  | 0               | 0                 | 0         | 0       | 0     | 0                  | 0                               | 0                 | 0         | 0       | 0     | 0                  |
| SORIA                       | 0               | 0                 | 0         | 0       | 0     | 0                  | 1               | 0                 | 0         | 1       | 1     | 0                  | 1                               | 0                 | 0         | 1       | 1     | 0                  |
| VALLADOLID                  | 46              | 3                 | 0         | 1       | 1     | 48                 | 46              | 5                 | 0         | 1       | 1     | 50                 | 92                              | 8                 | 0         | 2       | 2     | 98                 |
| ZAMORA                      | 1               | 6                 | 2         | 4       | 6     | 1                  | 1               | 2                 | 1         | 1       | 2     | 1                  | 2                               | 8                 | 3         | 5       | 8     | 2                  |
| CASTILLA-LA MANCHA          | 14              | 51                | 19        | 31      | 50    | 15                 | 14              | 60                | 25        | 28      | 53    | 21                 | 28                              | 111               | 44        | 59      | 103   | 36                 |
| ALBACETE                    | 1               | 13                | 7         | 7       | 14    | 0                  | 3               | 18                | 10        | 10      | 20    | 1                  | 4                               | 31                | 17        | 17      | 34    | 1                  |
| CIUDAD REAL                 | 11              | 28                | 9         | 21      | 30    | 9                  | 7               | 26                | 6         | 11      | 17    | 16                 | 18                              | 54                | 15        | 32      | 47    | 25                 |
| CUENCA                      | 0               | 3                 | 1         | 1       | 2     | 1                  | 1               | 8                 | 6         | 3       | 9     | 0                  | 1                               | 11                | 7         | 4       | 11    | 1                  |
| GUADALAJARA                 | 1               | 3                 | 2         | 2       | 4     | 0                  | 2               | 3                 | 2         | 3       | 5     | 0                  | 3                               | 6                 | 4         | 5       | 9     | 0                  |
| TOLEDO                      | 1               | 4                 | 0         | 0       | 0     | 5                  | 1               | 5                 | 1         | 1       | 2     | 4                  | 2                               | 9                 | 1         | 1       | 2     | 9                  |

(Continúa al dorso)

| CC.AA.<br>Y/O<br>PROVINCIAS | JUBILACIÓN      |                   |           |         |       |                    | INVALIDEZ       |                   |           |         |       |                    | TOTAL: JUBILACIÓN MÁS INVALIDEZ |                   |           |         |       |                    |
|-----------------------------|-----------------|-------------------|-----------|---------|-------|--------------------|-----------------|-------------------|-----------|---------|-------|--------------------|---------------------------------|-------------------|-----------|---------|-------|--------------------|
|                             | PENDTE.<br>ANT. | RECLAM.<br>PRSEN. | RESUELTAS |         |       | RECLAM.<br>PENDTE. | PENDTE.<br>ANT. | RECLAM.<br>PRSEN. | RESUELTAS |         |       | RECLAM.<br>PENDTE. | PENDTE.<br>ANT.                 | RECLAM.<br>PRSEN. | RESUELTAS |         |       | RECLAM.<br>PENDTE. |
|                             |                 |                   | ESTIM.    | DESEST. | TOTAL |                    |                 |                   | ESTIM.    | DESEST. | TOTAL |                    |                                 |                   | ESTIM.    | DESEST. | TOTAL |                    |
| CATALUNYA                   | 134             | 189               | 98        | 91      | 189   | 134                | 267             | 323               | 172       | 130     | 302   | 288                | 401                             | 512               | 270       | 221     | 491   | 422                |
| BARCELONA                   | 101             | 145               | 80        | 65      | 145   | 101                | 199             | 229               | 122       | 95      | 217   | 211                | 300                             | 374               | 202       | 160     | 362   | 312                |
| GIRONA                      | 7               | 19                | 5         | 9       | 14    | 12                 | 22              | 14                | 11        | 9       | 20    | 16                 | 29                              | 33                | 16        | 18      | 34    | 28                 |
| LLEIDA                      | 5               | 9                 | 3         | 4       | 7     | 7                  | 11              | 21                | 13        | 7       | 20    | 12                 | 16                              | 30                | 16        | 11      | 27    | 19                 |
| TARRAGONA                   | 21              | 16                | 10        | 13      | 23    | 14                 | 35              | 59                | 26        | 19      | 45    | 49                 | 56                              | 75                | 36        | 32      | 68    | 63                 |
| COMUNIDAD VALENCIANA        | 44              | 115               | 50        | 89      | 139   | 20                 | 106             | 121               | 34        | 87      | 121   | 106                | 150                             | 236               | 84        | 176     | 260   | 126                |
| ALICANTE                    | 39              | 66                | 42        | 53      | 95    | 10                 | 95              | 41                | 19        | 41      | 60    | 76                 | 134                             | 107               | 61        | 94      | 155   | 86                 |
| CASTELLÓN                   | 0               | 1                 | 1         | 0       | 1     | 0                  | 0               | 7                 | 6         | 0       | 6     | 1                  | 0                               | 8                 | 7         | 0       | 7     | 1                  |
| VALENCIA                    | 5               | 48                | 7         | 36      | 43    | 10                 | 11              | 73                | 9         | 46      | 55    | 29                 | 16                              | 121               | 16        | 82      | 98    | 39                 |
| EXTREMADURA                 | 38              | 42                | 26        | 24      | 50    | 30                 | 65              | 29                | 21        | 41      | 62    | 32                 | 103                             | 71                | 47        | 65      | 112   | 62                 |
| BADAJOS                     | 21              | 31                | 20        | 15      | 35    | 17                 | 37              | 21                | 15        | 18      | 33    | 25                 | 58                              | 52                | 35        | 33      | 68    | 42                 |
| CÁCERES                     | 17              | 11                | 6         | 9       | 15    | 13                 | 28              | 8                 | 6         | 23      | 29    | 7                  | 45                              | 19                | 12        | 32      | 44    | 20                 |
| GALICIA                     | 102             | 85                | 52        | 49      | 101   | 86                 | 484             | 82                | 38        | 39      | 77    | 489                | 586                             | 167               | 90        | 88      | 178   | 575                |
| A CORUÑA                    | 37              | 57                | 30        | 21      | 51    | 43                 | 286             | 39                | 21        | 15      | 36    | 289                | 323                             | 96                | 51        | 36      | 87    | 332                |
| LUGO                        | 1               | 5                 | 3         | 3       | 6     | 0                  | 0               | 5                 | 1         | 2       | 3     | 2                  | 1                               | 10                | 4         | 5       | 9     | 2                  |
| OURENSE                     | 0               | 6                 | 5         | 1       | 6     | 0                  | 0               | 10                | 5         | 5       | 10    | 0                  | 0                               | 16                | 10        | 6       | 16    | 0                  |
| PONTEVEDRA                  | 64              | 17                | 14        | 24      | 38    | 43                 | 198             | 28                | 11        | 17      | 28    | 198                | 262                             | 45                | 25        | 41      | 66    | 241                |
| MADRID                      | 17              | 80                | 42        | 35      | 77    | 20                 | 17              | 86                | 30        | 40      | 70    | 33                 | 34                              | 166               | 72        | 75      | 147   | 53                 |
| MURCIA                      | 3               | 19                | 9         | 11      | 20    | 2                  | 68              | 66                | 34        | 57      | 91    | 43                 | 71                              | 85                | 43        | 68      | 111   | 45                 |
| NAVARRA                     | 0               | 8                 | 2         | 6       | 8     | 0                  | 0               | 1                 | 0         | 1       | 1     | 0                  | 0                               | 9                 | 2         | 7       | 9     | 0                  |
| PAÍS VASCO                  | 20              | 16                | 9         | 15      | 24    | 12                 | 19              | 21                | 9         | 21      | 30    | 10                 | 39                              | 37                | 18        | 36      | 54    | 22                 |
| ÁLAVA (1)                   | 0               | 0                 | 0         | 0       | 0     | 0                  | 0               | 8                 | 1         | 7       | 8     | 0                  | 0                               | 8                 | 1         | 7       | 8     | 0                  |
| GUIPÚZCOA (1)               | 0               | 0                 | 0         | 0       | 0     | 0                  | 0               | 0                 | 0         | 0       | 0     | 0                  | 0                               | 0                 | 0         | 0       | 0     | 0                  |
| VIZCAYA                     | 20              | 16                | 9         | 15      | 24    | 12                 | 19              | 13                | 8         | 14      | 22    | 10                 | 39                              | 29                | 17        | 29      | 46    | 22                 |
| LA RIOJA                    | 8               | 0                 | 2         | 5       | 7     | 1                  | 8               | 3                 | 2         | 2       | 4     | 7                  | 16                              | 3                 | 4         | 7       | 11    | 8                  |
| CEUTA                       | 1               | 4                 | 5         | 0       | 5     | 0                  | 1               | 6                 | 5         | 1       | 6     | 1                  | 2                               | 10                | 10        | 1       | 11    | 1                  |
| MELILLA                     | 0               | 4                 | 1         | 3       | 4     | 0                  | 3               | 54                | 5         | 48      | 53    | 4                  | 3                               | 58                | 6         | 51      | 57    | 4                  |

|              |     |     |     |     |     |     |       |       |     |     |       |       |       |       |     |       |       |       |
|--------------|-----|-----|-----|-----|-----|-----|-------|-------|-----|-----|-------|-------|-------|-------|-----|-------|-------|-------|
| TOTAL ESTADO | 620 | 849 | 424 | 530 | 954 | 515 | 1.590 | 1.326 | 522 | 823 | 1.345 | 1.571 | 2.210 | 2.175 | 946 | 1.353 | 2.299 | 2.086 |
|--------------|-----|-----|-----|-----|-----|-----|-------|-------|-----|-----|-------|-------|-------|-------|-----|-------|-------|-------|

(1) Datos no facilitados.

1g REVISIONES DE OFICIO E INSTANCIA DE PARTE: DATOS DE LA GESTIÓN MENSUAL Y ANUAL

**PENSIÓN NO CONTRIBUTIVA DE JUBILACIÓN**  
**REVISIONES DE OFICIO E INSTANCIA DE PARTE**  
**DATOS DE GESTIÓN CORRESPONDIENTES AL MES DE ABRIL DE 2011**

| CC.AA.<br>Y/O<br>PROVINCIAS | ENTRADA<br>REVISIONES | REVISIONES EFECTUADAS |            |            |            |            | CAUSAS DE EXTINCIÓN DEL DERECHO |            |           |               |           |            |
|-----------------------------|-----------------------|-----------------------|------------|------------|------------|------------|---------------------------------|------------|-----------|---------------|-----------|------------|
|                             |                       | Sin Modif.            | Con Modif. | Suspensión | Extinción  | TOTAL      | Residencia                      | Personal   | U.E.C.    | Fallecimiento | Otras     | TOTAL      |
|                             |                       | Cuantía               | Cuantía    | Pago       | Derecho    |            |                                 |            |           |               |           |            |
| <b>ANDALUCÍA</b>            | <b>759</b>            | <b>172</b>            | <b>151</b> | <b>16</b>  | <b>387</b> | <b>726</b> | <b>1</b>                        | <b>161</b> | <b>45</b> | <b>142</b>    | <b>38</b> | <b>387</b> |
| ALMERÍA                     | 33                    | 3                     | 7          | 2          | 21         | 33         | 0                               | 8          | 1         | 9             | 3         | 21         |
| CÁDIZ                       | 104                   | 16                    | 3          | 1          | 63         | 83         | 0                               | 34         | 4         | 18            | 7         | 63         |
| CÓRDOBA                     | 63                    | 2                     | 6          | 2          | 40         | 50         | 0                               | 15         | 3         | 11            | 11        | 40         |
| GRANADA                     | 40                    | 1                     | 10         | 3          | 29         | 43         | 0                               | 10         | 2         | 17            | 0         | 29         |
| HUELVA                      | 25                    | 2                     | 2          | 0          | 22         | 26         | 0                               | 12         | 1         | 8             | 1         | 22         |
| JAÉN                        | 109                   | 1                     | 53         | 0          | 55         | 109        | 1                               | 30         | 11        | 13            | 0         | 55         |
| MÁLAGA                      | 222                   | 133                   | 37         | 3          | 60         | 233        | 0                               | 13         | 17        | 27            | 3         | 60         |
| SEVILLA                     | 163                   | 14                    | 33         | 5          | 97         | 149        | 0                               | 39         | 6         | 39            | 13        | 97         |
| <b>ARAGÓN</b>               | <b>50</b>             | <b>4</b>              | <b>10</b>  | <b>3</b>   | <b>39</b>  | <b>56</b>  | <b>0</b>                        | <b>14</b>  | <b>2</b>  | <b>21</b>     | <b>2</b>  | <b>39</b>  |
| HUESCA                      | 14                    | 0                     | 0          | 0          | 14         | 14         | 0                               | 6          | 0         | 7             | 1         | 14         |
| TERUEL                      | 3                     | 0                     | 1          | 0          | 2          | 3          | 0                               | 0          | 0         | 2             | 0         | 2          |
| ZARAGOZA                    | 33                    | 4                     | 9          | 3          | 23         | 39         | 0                               | 8          | 2         | 12            | 1         | 23         |
| <b>ASTURIAS</b>             | <b>41</b>             | <b>5</b>              | <b>14</b>  | <b>0</b>   | <b>24</b>  | <b>43</b>  | <b>1</b>                        | <b>9</b>   | <b>1</b>  | <b>12</b>     | <b>1</b>  | <b>24</b>  |
| <b>ILLES BALEARS</b>        | <b>93</b>             | <b>37</b>             | <b>30</b>  | <b>3</b>   | <b>19</b>  | <b>89</b>  | <b>0</b>                        | <b>7</b>   | <b>4</b>  | <b>4</b>      | <b>4</b>  | <b>19</b>  |
| <b>CANARIAS</b>             | <b>200</b>            | <b>26</b>             | <b>26</b>  | <b>20</b>  | <b>110</b> | <b>182</b> | <b>1</b>                        | <b>37</b>  | <b>3</b>  | <b>59</b>     | <b>10</b> | <b>110</b> |
| LAS PALMAS                  | 87                    | 19                    | 10         | 20         | 24         | 73         | 0                               | 21         | 3         | 0             | 0         | 24         |
| S.C. TENERIFE               | 113                   | 7                     | 16         | 0          | 86         | 109        | 1                               | 16         | 0         | 59            | 10        | 86         |
| <b>CANTABRIA</b>            | <b>25</b>             | <b>0</b>              | <b>5</b>   | <b>2</b>   | <b>18</b>  | <b>25</b>  | <b>0</b>                        | <b>9</b>   | <b>3</b>  | <b>6</b>      | <b>0</b>  | <b>18</b>  |
| <b>CASTILLA Y LEÓN</b>      | <b>342</b>            | <b>230</b>            | <b>33</b>  | <b>4</b>   | <b>75</b>  | <b>342</b> | <b>1</b>                        | <b>25</b>  | <b>15</b> | <b>27</b>     | <b>7</b>  | <b>75</b>  |
| ÁVILA                       | 6                     | 1                     | 1          | 0          | 4          | 6          | 0                               | 2          | 0         | 0             | 2         | 4          |
| BURGOS                      | 12                    | 0                     | 3          | 0          | 9          | 12         | 0                               | 2          | 1         | 6             | 0         | 9          |
| LEÓN                        | 10                    | 2                     | 1          | 0          | 7          | 10         | 0                               | 5          | 1         | 0             | 1         | 7          |
| PALENCIA                    | 121                   | 108                   | 7          | 1          | 5          | 121        | 0                               | 0          | 1         | 4             | 0         | 5          |
| SALAMANCA                   | 25                    | 1                     | 4          | 0          | 20         | 25         | 1                               | 7          | 6         | 6             | 0         | 20         |
| SEGOVIA                     | 3                     | 0                     | 1          | 0          | 2          | 3          | 0                               | 0          | 0         | 1             | 1         | 2          |
| SORIA                       | 3                     | 0                     | 0          | 0          | 3          | 3          | 0                               | 0          | 1         | 2             | 0         | 3          |
| VALLADOLID                  | 33                    | 13                    | 8          | 0          | 12         | 33         | 0                               | 3          | 2         | 5             | 2         | 12         |
| ZAMORA                      | 129                   | 105                   | 8          | 3          | 13         | 129        | 0                               | 6          | 3         | 3             | 1         | 13         |
| <b>CASTILLA-LA MANCHA</b>   | <b>115</b>            | <b>11</b>             | <b>29</b>  | <b>2</b>   | <b>88</b>  | <b>130</b> | <b>0</b>                        | <b>30</b>  | <b>4</b>  | <b>34</b>     | <b>20</b> | <b>88</b>  |
| ALBACETE                    | 22                    | 3                     | 7          | 0          | 14         | 24         | 0                               | 8          | 2         | 4             | 0         | 14         |
| CIUDAD REAL                 | 36                    | 3                     | 16         | 0          | 24         | 43         | 0                               | 9          | 1         | 12            | 2         | 24         |
| CUENCA                      | 9                     | 1                     | 1          | 0          | 9          | 11         | 0                               | 5          | 0         | 2             | 2         | 9          |
| GUADALAJARA                 | 6                     | 2                     | 0          | 0          | 5          | 7          | 0                               | 0          | 1         | 4             | 0         | 5          |
| TOLEDO                      | 42                    | 2                     | 5          | 2          | 36         | 45         | 0                               | 8          | 0         | 12            | 16        | 36         |

(Continúa al dorso)

| CC.AA.<br>Y/O<br>PROVINCIAS | ENTRADA<br>REVISIONES | REVISIONES EFECTUADAS |                       |                    |                      |              | CAUSAS DE EXTINCIÓN DEL DERECHO |            |            |               |            |              |
|-----------------------------|-----------------------|-----------------------|-----------------------|--------------------|----------------------|--------------|---------------------------------|------------|------------|---------------|------------|--------------|
|                             |                       | Sin Modif.<br>Cuantía | Con Modif.<br>Cuantía | Suspensión<br>Pago | Extinción<br>Derecho | TOTAL        | Residencia                      | Personal   | U.E.C.     | Fallecimiento | Otras      | TOTAL        |
| CATALUNYA                   | 168                   | 21                    | 44                    | 6                  | 110                  | 181          | 0                               | 88         | 16         | 0             | 6          | 110          |
| BARCELONA                   | 129                   | 16                    | 38                    | 5                  | 72                   | 131          | 0                               | 53         | 16         | 0             | 3          | 72           |
| GIRONA                      | 11                    | 0                     | 2                     | 1                  | 7                    | 10           | 0                               | 7          | 0          | 0             | 0          | 7            |
| LLEIDA                      | 14                    | 1                     | 1                     | 0                  | 15                   | 17           | 0                               | 14         | 0          | 0             | 1          | 15           |
| TARRAGONA                   | 14                    | 4                     | 3                     | 0                  | 16                   | 23           | 0                               | 14         | 0          | 0             | 2          | 16           |
| COMUNIDAD VALENCIANA        | 202                   | 50                    | 41                    | 3                  | 160                  | 254          | 0                               | 92         | 14         | 54            | 0          | 160          |
| ALICANTE                    | 62                    | 2                     | 9                     | 0                  | 51                   | 62           | 0                               | 41         | 1          | 9             | 0          | 51           |
| CASTELLÓN                   | 17                    | 0                     | 6                     | 3                  | 8                    | 17           | 0                               | 2          | 0          | 6             | 0          | 8            |
| VALENCIA                    | 123                   | 48                    | 26                    | 0                  | 101                  | 175          | 0                               | 49         | 13         | 39            | 0          | 101          |
| EXTREMADURA                 | 184                   | 152                   | 50                    | 7                  | 75                   | 284          | 0                               | 15         | 11         | 38            | 11         | 75           |
| BADAJOS                     | 136                   | 108                   | 37                    | 4                  | 53                   | 202          | 0                               | 10         | 10         | 27            | 6          | 53           |
| CÁCERES                     | 48                    | 44                    | 13                    | 3                  | 22                   | 82           | 0                               | 5          | 1          | 11            | 5          | 22           |
| GALICIA                     | 252                   | 16                    | 53                    | 5                  | 178                  | 252          | 3                               | 45         | 29         | 80            | 21         | 178          |
| A CORUÑA                    | 142                   | 15                    | 28                    | 0                  | 99                   | 142          | 3                               | 35         | 4          | 40            | 17         | 99           |
| LUGO                        | 23                    | 0                     | 1                     | 0                  | 22                   | 23           | 0                               | 7          | 0          | 14            | 1          | 22           |
| OURENSE                     | 32                    | 0                     | 7                     | 0                  | 25                   | 32           | 0                               | 3          | 7          | 12            | 3          | 25           |
| PONTEVEDRA                  | 55                    | 1                     | 17                    | 5                  | 32                   | 55           | 0                               | 0          | 18         | 14            | 0          | 32           |
| MADRID                      | 343                   | 10                    | 119                   | 16                 | 198                  | 343          | 1                               | 40         | 46         | 101           | 10         | 198          |
| MURCIA                      | 56                    | 2                     | 12                    | 2                  | 40                   | 56           | 0                               | 10         | 11         | 13            | 6          | 40           |
| NAVARRA                     | 16                    | 0                     | 2                     | 0                  | 14                   | 16           | 0                               | 3          | 0          | 9             | 2          | 14           |
| PAÍS VASCO                  | 14                    | 0                     | 0                     | 0                  | 14                   | 14           | 0                               | 0          | 1          | 9             | 4          | 14           |
| ÁLAVA                       | 3                     | 0                     | 0                     | 0                  | 3                    | 3            | 0                               | 0          | 1          | 0             | 2          | 3            |
| GUIPÚZCOA                   | 0                     | 0                     | 0                     | 0                  | 0                    | 0            | 0                               | 0          | 0          | 0             | 0          | 0            |
| VIZCAYA                     | 11                    | 0                     | 0                     | 0                  | 11                   | 11           | 0                               | 0          | 0          | 9             | 2          | 11           |
| LA RIOJA                    | 6                     | 0                     | 1                     | 0                  | 5                    | 6            | 0                               | 2          | 1          | 2             | 0          | 5            |
| CEUTA                       | 8                     | 2                     | 6                     | 0                  | 0                    | 8            | 0                               | 0          | 0          | 0             | 0          | 0            |
| MELILLA                     | 14                    | 0                     | 6                     | 0                  | 8                    | 14           | 0                               | 0          | 0          | 6             | 2          | 8            |
| <b>TOTAL ESTADO</b>         | <b>2.888</b>          | <b>738</b>            | <b>632</b>            | <b>89</b>          | <b>1.562</b>         | <b>3.021</b> | <b>8</b>                        | <b>587</b> | <b>206</b> | <b>617</b>    | <b>144</b> | <b>1.562</b> |

**PENSIÓN NO CONTRIBUTIVA DE INVALIDEZ**  
**REVISIONES DE OFICIO E INSTANCIA DE PARTE**  
**DATOS DE GESTIÓN CORRESPONDIENTES AL MES DE ABRIL DE 2011**

| CC.AA.<br>Y/O<br>PROVINCIAS | ENTRADA<br>REVISIONES | REVISIONES EFECTUADAS |                       |                |         |                         |                            |                      |            | CAUSAS DE EXTINCIÓN DEL DERECHO |          |        |        |               |        |          |
|-----------------------------|-----------------------|-----------------------|-----------------------|----------------|---------|-------------------------|----------------------------|----------------------|------------|---------------------------------|----------|--------|--------|---------------|--------|----------|
|                             |                       | Sin Modif.<br>Cuantía | Con Modif.<br>Cuantía | Suspensión PNC |         | Compat. PNC<br>Art. 147 | Recuperación<br>Art. 144.1 | Extinción<br>Derecho | TOTAL      | Residencia                      | Personal | U.E.C. | Grado  | Fallecimiento | Otras  | TOTAL    |
|                             |                       |                       |                       | Art. 144.1     | Pago    |                         |                            |                      |            |                                 |          |        |        |               |        |          |
| ANDALUCÍA                   | 984                   | 359                   | 248                   | 64             | 47      | 42                      | 23                         | 275                  | 1.058      | 4                               | 81       | 30     | 13     | 102           | 45     | 275      |
| ALMERÍA                     | 38                    | 5                     | 16                    | 0              | 8       | 0                       | 0                          | 18                   | 47         | 0                               | 4        | 1      | 1      | 5             | 7      | 18       |
| CÁDIZ                       | 111                   | 7                     | 20                    | 22             | 9       | 11                      | 3                          | 42                   | 114        | 0                               | 19       | 2      | 0      | 13            | 8      | 42       |
| CÓRDOBA                     | 62                    | 1                     | 14                    | 7              | 4       | 1                       | 4                          | 35                   | 66         | 0                               | 6        | 2      | 4      | 17            | 6      | 35       |
| GRANADA                     | 103                   | 9                     | 50                    | 8              | 7       | 6                       | 4                          | 33                   | 117        | 0                               | 10       | 2      | 1      | 13            | 7      | 33       |
| HUELVA                      | 39                    | 16                    | 13                    | 1              | 1       | 0                       | 0                          | 24                   | 55         | 1                               | 2        | 2      | 3      | 5             | 11     | 24       |
| JAÉN                        | 79                    | 3                     | 48                    | 0              | 5       | 0                       | 0                          | 23                   | 79         | 3                               | 7        | 10     | 0      | 3             | 0      | 23       |
| MÁLAGA                      | 339                   | 268                   | 33                    | 20             | 0       | 6                       | 12                         | 41                   | 380        | 0                               | 8        | 10     | 2      | 18            | 3      | 41       |
| SEVILLA                     | 213                   | 50                    | 54                    | 6              | 13      | 18                      | 0                          | 59                   | 200        | 0                               | 25       | 1      | 2      | 28            | 3      | 59       |
| ARAGÓN                      | 44                    | 8                     | 10                    | 3              | 1       | 3                       | 4                          | 21                   | 50         | 0                               | 2        | 1      | 1      | 7             | 10     | 21       |
| HUESCA                      | 5                     | 0                     | 0                     | 2              | 0       | 0                       | 1                          | 2                    | 5          | 0                               | 0        | 0      | 0      | 1             | 1      | 2        |
| TERUEL                      | 4                     | 0                     | 2                     | 0              | 1       | 0                       | 0                          | 1                    | 4          | 0                               | 0        | 0      | 0      | 1             | 0      | 1        |
| ZARAGOZA                    | 35                    | 8                     | 8                     | 1              | 0       | 3                       | 3                          | 18                   | 41         | 0                               | 2        | 1      | 1      | 5             | 9      | 18       |
| ASTURIAS                    | 65                    | 6                     | 18                    | 1              | 2       | 1                       | 4                          | 33                   | 65         | 0                               | 7        | 2      | 1      | 18            | 5      | 33       |
| ILLES BALEARS               | 164                   | 90                    | 39                    | 0              | 13      | 0                       | 0                          | 39                   | 181        | 0                               | 8        | 0      | 5      | 14            | 12     | 39       |
| CANARIAS                    | 356                   | 84                    | 57                    | 0              | 32      | 13                      | 0                          | 100                  | 286        | 0                               | 40       | 6      | 4      | 44            | 6      | 100      |
| LAS PALMAS<br>S.C. TENERIFE | 161<br>195            | 49<br>35              | 15<br>42              | 0<br>0         | 25<br>7 | 5<br>8                  | 0<br>0                     | 25<br>75             | 119<br>167 | 0<br>0                          | 20<br>20 | 1<br>5 | 4<br>0 | 0<br>44       | 0<br>6 | 25<br>75 |
| CANTABRIA                   | 45                    | 0                     | 20                    | 1              | 6       | 0                       | 2                          | 16                   | 45         | 0                               | 5        | 3      | 1      | 2             | 5      | 16       |
| CASTILLA Y LEÓN             | 442                   | 262                   | 94                    | 11             | 10      | 5                       | 8                          | 52                   | 442        | 0                               | 11       | 10     | 1      | 8             | 22     | 52       |
| ÁVILA                       | 8                     | 1                     | 2                     | 1              | 1       | 0                       | 0                          | 3                    | 8          | 0                               | 3        | 0      | 0      | 0             | 0      | 3        |
| BURGOS                      | 56                    | 3                     | 28                    | 4              | 5       | 0                       | 0                          | 16                   | 56         | 0                               | 1        | 1      | 0      | 5             | 9      | 16       |
| LEÓN                        | 24                    | 1                     | 11                    | 3              | 0       | 0                       | 1                          | 8                    | 24         | 0                               | 4        | 1      | 1      | 0             | 2      | 8        |
| PALENCIA                    | 164                   | 150                   | 10                    | 0              | 0       | 0                       | 2                          | 2                    | 164        | 0                               | 0        | 0      | 0      | 2             | 0      | 2        |
| SALAMANCA                   | 40                    | 10                    | 14                    | 1              | 0       | 5                       | 5                          | 5                    | 40         | 0                               | 0        | 2      | 0      | 1             | 2      | 5        |
| SEGOVIA                     | 2                     | 0                     | 2                     | 0              | 0       | 0                       | 0                          | 0                    | 2          | 0                               | 0        | 0      | 0      | 0             | 0      | 0        |
| SORIA                       | 2                     | 0                     | 0                     | 0              | 0       | 0                       | 0                          | 2                    | 2          | 0                               | 1        | 0      | 0      | 0             | 1      | 2        |
| VALLADOLID                  | 79                    | 41                    | 23                    | 2              | 0       | 0                       | 0                          | 13                   | 79         | 0                               | 1        | 4      | 0      | 0             | 8      | 13       |
| ZAMORA                      | 67                    | 56                    | 4                     | 0              | 4       | 0                       | 0                          | 3                    | 67         | 0                               | 1        | 2      | 0      | 0             | 0      | 3        |
| CASTILLA-LA MANCHA          | 226                   | 43                    | 67                    | 1              | 21      | 36                      | 4                          | 74                   | 246        | 1                               | 22       | 13     | 0      | 19            | 19     | 74       |
| ALBACETE                    | 52                    | 9                     | 28                    | 1              | 4       | 14                      | 3                          | 9                    | 68         | 0                               | 3        | 1      | 0      | 2             | 3      | 9        |
| CIUDAD REAL                 | 87                    | 18                    | 24                    | 0              | 3       | 5                       | 1                          | 32                   | 83         | 0                               | 10       | 9      | 0      | 8             | 5      | 32       |
| CUENCA                      | 41                    | 11                    | 6                     | 0              | 11      | 10                      | 0                          | 8                    | 46         | 0                               | 3        | 0      | 0      | 3             | 2      | 8        |
| GUADALAJARA                 | 12                    | 1                     | 0                     | 0              | 1       | 4                       | 0                          | 7                    | 13         | 0                               | 3        | 0      | 0      | 3             | 1      | 7        |
| TOLEDO                      | 34                    | 4                     | 9                     | 0              | 2       | 3                       | 0                          | 18                   | 36         | 1                               | 3        | 3      | 0      | 3             | 8      | 18       |

(Continúa al dorso)

| CC.AA.<br>Y/O<br>PROVINCIAS | ENTRADA<br>REVISIONES | REVISIONES EFECTUADAS |                       |                |            |                         |                            |                      | CAUSAS DE EXTINCIÓN DEL DERECHO |            |            |            |           |               |            |              |
|-----------------------------|-----------------------|-----------------------|-----------------------|----------------|------------|-------------------------|----------------------------|----------------------|---------------------------------|------------|------------|------------|-----------|---------------|------------|--------------|
|                             |                       | Sin Modif.<br>Cuantía | Con Modif.<br>Cuantía | Suspensión PNC |            | Compat. PNC<br>Art. 147 | Recuperación<br>Art. 144.1 | Extinción<br>Derecho | TOTAL                           | Residencia | Personal   | U.E.C.     | Grado     | Fallecimiento | Otras      | TOTAL        |
|                             |                       |                       |                       | Art. 144.1     | Pago       |                         |                            |                      |                                 |            |            |            |           |               |            |              |
| CATALUNYA                   | 326                   | 75                    | 49                    | 15             | 0          | 2                       | 11                         | 160                  | 312                             | 3          | 37         | 18         | 23        | 0             | 79         | 160          |
| BARCELONA                   | 229                   | 42                    | 31                    | 10             | 0          | 1                       | 7                          | 106                  | 197                             | 3          | 25         | 12         | 21        | 0             | 45         | 106          |
| GIRONA                      | 17                    | 7                     | 1                     | 2              | 0          | 0                       | 1                          | 9                    | 20                              | 0          | 5          | 1          | 0         | 0             | 3          | 9            |
| LLEIDA                      | 28                    | 4                     | 8                     | 2              | 0          | 0                       | 1                          | 15                   | 30                              | 0          | 3          | 1          | 0         | 0             | 11         | 15           |
| TARRAGONA                   | 52                    | 22                    | 9                     | 1              | 0          | 1                       | 2                          | 30                   | 65                              | 0          | 4          | 4          | 2         | 0             | 20         | 30           |
| COMUNIDAD VALENCIANA        | 290                   | 32                    | 87                    | 2              | 41         | 29                      | 1                          | 97                   | 289                             | 0          | 39         | 1          | 16        | 36            | 5          | 97           |
| ALICANTE                    | 43                    | 4                     | 8                     | 0              | 2          | 2                       | 1                          | 26                   | 43                              | 0          | 17         | 0          | 1         | 8             | 0          | 26           |
| CASTELLÓN                   | 46                    | 2                     | 26                    | 0              | 4          | 7                       | 0                          | 6                    | 45                              | 0          | 2          | 1          | 0         | 1             | 2          | 6            |
| VALENCIA                    | 201                   | 26                    | 53                    | 2              | 35         | 20                      | 0                          | 65                   | 201                             | 0          | 20         | 0          | 15        | 27            | 3          | 65           |
| EXTREMADURA                 | 221                   | 151                   | 73                    | 3              | 23         | 22                      | 0                          | 48                   | 320                             | 0          | 8          | 6          | 1         | 16            | 17         | 48           |
| BADAJOS                     | 165                   | 89                    | 56                    | 2              | 18         | 14                      | 0                          | 26                   | 205                             | 0          | 1          | 5          | 1         | 11            | 8          | 26           |
| CÁCERES                     | 56                    | 62                    | 17                    | 1              | 5          | 8                       | 0                          | 22                   | 115                             | 0          | 7          | 1          | 0         | 5             | 9          | 22           |
| GALICIA                     | 355                   | 47                    | 91                    | 17             | 3          | 20                      | 19                         | 158                  | 355                             | 0          | 46         | 12         | 13        | 60            | 27         | 158          |
| A CORUÑA                    | 168                   | 28                    | 30                    | 9              | 1          | 20                      | 7                          | 73                   | 168                             | 0          | 24         | 1          | 1         | 31            | 16         | 73           |
| LUGO                        | 39                    | 5                     | 11                    | 1              | 2          | 0                       | 3                          | 17                   | 39                              | 0          | 0          | 1          | 0         | 9             | 7          | 17           |
| OURENSE                     | 31                    | 4                     | 6                     | 0              | 0          | 0                       | 0                          | 21                   | 31                              | 0          | 7          | 3          | 0         | 7             | 4          | 21           |
| PONTEVEDRA                  | 117                   | 10                    | 44                    | 7              | 0          | 0                       | 9                          | 47                   | 117                             | 0          | 15         | 7          | 12        | 13            | 0          | 47           |
| MADRID                      | 279                   | 17                    | 82                    | 8              | 41         | 6                       | 9                          | 116                  | 279                             | 1          | 16         | 32         | 0         | 48            | 19         | 116          |
| MURCIA                      | 151                   | 19                    | 39                    | 3              | 5          | 3                       | 3                          | 67                   | 139                             | 0          | 10         | 12         | 3         | 23            | 19         | 67           |
| NAVARRA                     | 17                    | 0                     | 4                     | 1              | 0          | 0                       | 1                          | 11                   | 17                              | 0          | 4          | 0          | 1         | 5             | 1          | 11           |
| PAÍS VASCO                  | 19                    | 0                     | 0                     | 3              | 3          | 0                       | 0                          | 19                   | 25                              | 0          | 0          | 1          | 1         | 7             | 10         | 19           |
| ÁLAVA                       | 0                     | 0                     | 0                     | 0              | 0          | 0                       | 0                          | 6                    | 6                               | 0          | 0          | 1          | 1         | 0             | 4          | 6            |
| GUIPÚZCOA                   | 0                     | 0                     | 0                     | 0              | 0          | 0                       | 0                          | 0                    | 0                               | 0          | 0          | 0          | 0         | 0             | 0          | 0            |
| VIZCAYA                     | 19                    | 0                     | 0                     | 3              | 3          | 0                       | 0                          | 13                   | 19                              | 0          | 0          | 0          | 0         | 7             | 6          | 13           |
| LA RIOJA                    | 12                    | 0                     | 5                     | 1              | 0          | 0                       | 2                          | 4                    | 12                              | 0          | 3          | 1          | 0         | 0             | 0          | 4            |
| CEUTA                       | 30                    | 8                     | 13                    | 3              | 0          | 2                       | 2                          | 2                    | 30                              | 0          | 0          | 0          | 0         | 1             | 1          | 2            |
| MELILLA                     | 47                    | 3                     | 34                    | 0              | 4          | 0                       | 0                          | 6                    | 47                              | 0          | 3          | 1          | 0         | 2             | 0          | 6            |
| <b>TOTAL ESTADO</b>         | <b>4.073</b>          | <b>1.204</b>          | <b>1.030</b>          | <b>137</b>     | <b>252</b> | <b>184</b>              | <b>93</b>                  | <b>1.298</b>         | <b>4.198</b>                    | <b>9</b>   | <b>342</b> | <b>149</b> | <b>84</b> | <b>412</b>    | <b>302</b> | <b>1.298</b> |

**TOTAL PENSIONES NO CONTRIBUTIVAS**  
**REVISIONES DE OFICIO E INSTANCIA DE PARTE**  
**DATOS DE GESTIÓN CORRESPONDIENTES AL MES DE ABRIL DE 2011**

| CC.AA.<br>Y/O<br>PROVINCIAS | ENTRADA<br>REVISIONES | REVISIONES EFECTUADAS |                       |                |           |                         |                            |                      |              | CAUSAS DE EXTINCIÓN DEL DERECHO |            |           |           |               |           |            |
|-----------------------------|-----------------------|-----------------------|-----------------------|----------------|-----------|-------------------------|----------------------------|----------------------|--------------|---------------------------------|------------|-----------|-----------|---------------|-----------|------------|
|                             |                       | Sin Modif.<br>Cuantía | Con Modif.<br>Cuantía | Suspensión PNC |           | Compat. PNC<br>Art. 147 | Recuperación<br>Art. 144.1 | Extinción<br>Derecho | TOTAL        | Residencia                      | Personal   | U.E.C.    | Grado     | Fallecimiento | Otras     | TOTAL      |
|                             |                       |                       |                       | Art. 144.1     | Pago      |                         |                            |                      |              |                                 |            |           |           |               |           |            |
| <b>ANDALUCÍA</b>            | <b>1.743</b>          | <b>531</b>            | <b>399</b>            | <b>64</b>      | <b>63</b> | <b>42</b>               | <b>23</b>                  | <b>662</b>           | <b>1.784</b> | <b>5</b>                        | <b>242</b> | <b>75</b> | <b>13</b> | <b>244</b>    | <b>83</b> | <b>662</b> |
| ALMERÍA                     | 71                    | 8                     | 23                    | 0              | 10        | 0                       | 0                          | 39                   | 80           | 0                               | 12         | 2         | 1         | 14            | 10        | 39         |
| CÁDIZ                       | 215                   | 23                    | 23                    | 22             | 10        | 11                      | 3                          | 105                  | 197          | 0                               | 53         | 6         | 0         | 31            | 15        | 105        |
| CÓRDOBA                     | 125                   | 3                     | 20                    | 7              | 6         | 1                       | 4                          | 75                   | 116          | 0                               | 21         | 5         | 4         | 28            | 17        | 75         |
| GRANADA                     | 143                   | 10                    | 60                    | 8              | 10        | 6                       | 4                          | 62                   | 160          | 0                               | 20         | 4         | 1         | 30            | 7         | 62         |
| HUELVA                      | 64                    | 18                    | 15                    | 1              | 1         | 0                       | 0                          | 46                   | 81           | 1                               | 14         | 3         | 3         | 13            | 12        | 46         |
| JAÉN                        | 188                   | 4                     | 101                   | 0              | 5         | 0                       | 0                          | 78                   | 188          | 4                               | 37         | 21        | 0         | 16            | 0         | 78         |
| MÁLAGA                      | 561                   | 401                   | 70                    | 20             | 3         | 6                       | 12                         | 101                  | 613          | 0                               | 21         | 27        | 2         | 45            | 6         | 101        |
| SEVILLA                     | 376                   | 64                    | 87                    | 6              | 18        | 18                      | 0                          | 156                  | 349          | 0                               | 64         | 7         | 2         | 67            | 16        | 156        |
| <b>ARAGÓN</b>               | <b>94</b>             | <b>12</b>             | <b>20</b>             | <b>3</b>       | <b>4</b>  | <b>3</b>                | <b>4</b>                   | <b>60</b>            | <b>106</b>   | <b>0</b>                        | <b>16</b>  | <b>3</b>  | <b>1</b>  | <b>28</b>     | <b>12</b> | <b>60</b>  |
| HUESCA                      | 19                    | 0                     | 0                     | 2              | 0         | 0                       | 1                          | 16                   | 19           | 0                               | 6          | 0         | 0         | 8             | 2         | 16         |
| TERUEL                      | 7                     | 0                     | 3                     | 0              | 1         | 0                       | 0                          | 3                    | 7            | 0                               | 0          | 0         | 0         | 3             | 0         | 3          |
| ZARAGOZA                    | 68                    | 12                    | 17                    | 1              | 3         | 3                       | 3                          | 41                   | 80           | 0                               | 10         | 3         | 1         | 17            | 10        | 41         |
| <b>ASTURIAS</b>             | <b>106</b>            | <b>11</b>             | <b>32</b>             | <b>1</b>       | <b>2</b>  | <b>1</b>                | <b>4</b>                   | <b>57</b>            | <b>108</b>   | <b>1</b>                        | <b>16</b>  | <b>3</b>  | <b>1</b>  | <b>30</b>     | <b>6</b>  | <b>57</b>  |
| <b>ILLES BALEARS</b>        | <b>257</b>            | <b>127</b>            | <b>69</b>             | <b>0</b>       | <b>16</b> | <b>0</b>                | <b>0</b>                   | <b>58</b>            | <b>270</b>   | <b>0</b>                        | <b>15</b>  | <b>4</b>  | <b>5</b>  | <b>18</b>     | <b>16</b> | <b>58</b>  |
| <b>CANARIAS</b>             | <b>556</b>            | <b>110</b>            | <b>83</b>             | <b>0</b>       | <b>52</b> | <b>13</b>               | <b>0</b>                   | <b>210</b>           | <b>468</b>   | <b>1</b>                        | <b>77</b>  | <b>9</b>  | <b>4</b>  | <b>103</b>    | <b>16</b> | <b>210</b> |
| <b>LAS PALMAS</b>           | <b>248</b>            | <b>68</b>             | <b>25</b>             | <b>0</b>       | <b>45</b> | <b>5</b>                | <b>0</b>                   | <b>49</b>            | <b>192</b>   | <b>0</b>                        | <b>41</b>  | <b>4</b>  | <b>4</b>  | <b>0</b>      | <b>0</b>  | <b>49</b>  |
| <b>S.C. TENERIFE</b>        | <b>308</b>            | <b>42</b>             | <b>58</b>             | <b>0</b>       | <b>7</b>  | <b>8</b>                | <b>0</b>                   | <b>161</b>           | <b>276</b>   | <b>1</b>                        | <b>36</b>  | <b>5</b>  | <b>0</b>  | <b>103</b>    | <b>16</b> | <b>161</b> |
| <b>CANTABRIA</b>            | <b>70</b>             | <b>0</b>              | <b>25</b>             | <b>1</b>       | <b>8</b>  | <b>0</b>                | <b>2</b>                   | <b>34</b>            | <b>70</b>    | <b>0</b>                        | <b>14</b>  | <b>6</b>  | <b>1</b>  | <b>8</b>      | <b>5</b>  | <b>34</b>  |
| <b>CASTILLA Y LEÓN</b>      | <b>784</b>            | <b>492</b>            | <b>127</b>            | <b>11</b>      | <b>14</b> | <b>5</b>                | <b>8</b>                   | <b>127</b>           | <b>784</b>   | <b>1</b>                        | <b>36</b>  | <b>25</b> | <b>1</b>  | <b>35</b>     | <b>29</b> | <b>127</b> |
| ÁVILA                       | 14                    | 2                     | 3                     | 1              | 1         | 0                       | 0                          | 7                    | 14           | 0                               | 5          | 0         | 0         | 0             | 2         | 7          |
| BURGOS                      | 68                    | 3                     | 31                    | 4              | 5         | 0                       | 0                          | 25                   | 68           | 0                               | 3          | 2         | 0         | 11            | 9         | 25         |
| LEÓN                        | 34                    | 3                     | 12                    | 3              | 0         | 0                       | 1                          | 15                   | 34           | 0                               | 9          | 2         | 1         | 0             | 3         | 15         |
| PALENCIA                    | 285                   | 258                   | 17                    | 0              | 1         | 0                       | 2                          | 7                    | 285          | 0                               | 0          | 1         | 0         | 6             | 0         | 7          |
| SALAMANCA                   | 65                    | 11                    | 18                    | 1              | 0         | 5                       | 5                          | 25                   | 65           | 1                               | 7          | 8         | 0         | 7             | 2         | 25         |
| SEGOVIA                     | 5                     | 0                     | 3                     | 0              | 0         | 0                       | 0                          | 2                    | 5            | 0                               | 0          | 0         | 0         | 1             | 1         | 2          |
| SORIA                       | 5                     | 0                     | 0                     | 0              | 0         | 0                       | 0                          | 5                    | 5            | 0                               | 1          | 1         | 0         | 2             | 1         | 5          |
| VALLADOLID                  | 112                   | 54                    | 31                    | 2              | 0         | 0                       | 0                          | 25                   | 112          | 0                               | 4          | 6         | 0         | 5             | 10        | 25         |
| ZAMORA                      | 196                   | 161                   | 12                    | 0              | 7         | 0                       | 0                          | 16                   | 196          | 0                               | 7          | 5         | 0         | 3             | 1         | 16         |
| <b>CASTILLA-LA MANCHA</b>   | <b>341</b>            | <b>54</b>             | <b>96</b>             | <b>1</b>       | <b>23</b> | <b>36</b>               | <b>4</b>                   | <b>162</b>           | <b>376</b>   | <b>1</b>                        | <b>52</b>  | <b>17</b> | <b>0</b>  | <b>53</b>     | <b>39</b> | <b>162</b> |
| ALBACETE                    | 74                    | 12                    | 35                    | 1              | 4         | 14                      | 3                          | 23                   | 92           | 0                               | 11         | 3         | 0         | 6             | 3         | 23         |
| CIUDAD REAL                 | 123                   | 21                    | 40                    | 0              | 3         | 5                       | 1                          | 56                   | 126          | 0                               | 19         | 10        | 0         | 20            | 7         | 56         |
| CUENCA                      | 50                    | 12                    | 7                     | 0              | 11        | 10                      | 0                          | 17                   | 57           | 0                               | 8          | 0         | 0         | 5             | 4         | 17         |
| GUADALAJARA                 | 18                    | 3                     | 0                     | 0              | 1         | 4                       | 0                          | 12                   | 20           | 0                               | 3          | 1         | 0         | 7             | 1         | 12         |
| TOLEDO                      | 76                    | 6                     | 14                    | 0              | 4         | 3                       | 0                          | 54                   | 81           | 1                               | 11         | 3         | 0         | 15            | 24        | 54         |

(Continúa al dorso)

| CC.AA.<br>Y/O<br>PROVINCIAS | ENTRADA<br>REVISIONES | REVISIONES EFECTUADAS |                       |                |            |                         |                            |                      | CAUSAS DE EXTINCIÓN DEL DERECHO |            |            |            |           |               |            |              |
|-----------------------------|-----------------------|-----------------------|-----------------------|----------------|------------|-------------------------|----------------------------|----------------------|---------------------------------|------------|------------|------------|-----------|---------------|------------|--------------|
|                             |                       | Sin Modif.<br>Cuantía | Con Modif.<br>Cuantía | Suspensión PNC |            | Compat. PNC<br>Art. 147 | Recuperación<br>Art. 144.1 | Extinción<br>Derecho | TOTAL                           | Residencia | Personal   | U.E.C.     | Grado     | Fallecimiento | Otras      | TOTAL        |
|                             |                       |                       |                       | Art. 144.1     | Pago       |                         |                            |                      |                                 |            |            |            |           |               |            |              |
| CATALUNYA                   | 494                   | 96                    | 93                    | 15             | 6          | 2                       | 11                         | 270                  | 493                             | 3          | 125        | 34         | 23        | 0             | 85         | 270          |
| BARCELONA                   | 358                   | 58                    | 69                    | 10             | 5          | 1                       | 7                          | 178                  | 328                             | 3          | 78         | 28         | 21        | 0             | 48         | 178          |
| GIRONA                      | 28                    | 7                     | 3                     | 2              | 1          | 0                       | 1                          | 16                   | 30                              | 0          | 12         | 1          | 0         | 0             | 3          | 16           |
| LLEIDA                      | 42                    | 5                     | 9                     | 2              | 0          | 0                       | 1                          | 30                   | 47                              | 0          | 17         | 1          | 0         | 0             | 12         | 30           |
| TARRAGONA                   | 66                    | 26                    | 12                    | 1              | 0          | 1                       | 2                          | 46                   | 88                              | 0          | 18         | 4          | 2         | 0             | 22         | 46           |
| COMUNIDAD VALENCIANA        | 492                   | 82                    | 128                   | 2              | 44         | 29                      | 1                          | 257                  | 543                             | 0          | 131        | 15         | 16        | 90            | 5          | 257          |
| ALICANTE                    | 105                   | 6                     | 17                    | 0              | 2          | 2                       | 1                          | 77                   | 105                             | 0          | 58         | 1          | 1         | 17            | 0          | 77           |
| CASTELLÓN                   | 63                    | 2                     | 32                    | 0              | 7          | 7                       | 0                          | 14                   | 62                              | 0          | 4          | 1          | 0         | 7             | 2          | 14           |
| VALENCIA                    | 324                   | 74                    | 79                    | 2              | 35         | 20                      | 0                          | 166                  | 376                             | 0          | 69         | 13         | 15        | 66            | 3          | 166          |
| EXTREMADURA                 | 405                   | 303                   | 123                   | 3              | 30         | 22                      | 0                          | 123                  | 604                             | 0          | 23         | 17         | 1         | 54            | 28         | 123          |
| BADAJOS                     | 301                   | 197                   | 93                    | 2              | 22         | 14                      | 0                          | 79                   | 407                             | 0          | 11         | 15         | 1         | 38            | 14         | 79           |
| CÁCERES                     | 104                   | 106                   | 30                    | 1              | 8          | 8                       | 0                          | 44                   | 197                             | 0          | 12         | 2          | 0         | 16            | 14         | 44           |
| GALICIA                     | 607                   | 63                    | 144                   | 17             | 8          | 20                      | 19                         | 336                  | 607                             | 3          | 91         | 41         | 13        | 140           | 48         | 336          |
| A CORUÑA                    | 310                   | 43                    | 58                    | 9              | 1          | 20                      | 7                          | 172                  | 310                             | 3          | 59         | 5          | 1         | 71            | 33         | 172          |
| LUGO                        | 62                    | 5                     | 12                    | 1              | 2          | 0                       | 3                          | 39                   | 62                              | 0          | 7          | 1          | 0         | 23            | 8          | 39           |
| OURENSE                     | 63                    | 4                     | 13                    | 0              | 0          | 0                       | 0                          | 46                   | 63                              | 0          | 10         | 10         | 0         | 19            | 7          | 46           |
| PONTEVEDRA                  | 172                   | 11                    | 61                    | 7              | 5          | 0                       | 9                          | 79                   | 172                             | 0          | 15         | 25         | 12        | 27            | 0          | 79           |
| MADRID                      | 622                   | 27                    | 201                   | 8              | 57         | 6                       | 9                          | 314                  | 622                             | 2          | 56         | 78         | 0         | 149           | 29         | 314          |
| MURCIA                      | 207                   | 21                    | 51                    | 3              | 7          | 3                       | 3                          | 107                  | 195                             | 0          | 20         | 23         | 3         | 36            | 25         | 107          |
| NAVARRA                     | 33                    | 0                     | 6                     | 1              | 0          | 0                       | 1                          | 25                   | 33                              | 0          | 7          | 0          | 1         | 14            | 3          | 25           |
| PAÍS VASCO                  | 33                    | 0                     | 0                     | 3              | 3          | 0                       | 0                          | 33                   | 39                              | 0          | 0          | 2          | 1         | 16            | 14         | 33           |
| ÁLAVA                       | 3                     | 0                     | 0                     | 0              | 0          | 0                       | 0                          | 9                    | 9                               | 0          | 0          | 2          | 1         | 0             | 6          | 9            |
| GUIPÚZCOA                   | 0                     | 0                     | 0                     | 0              | 0          | 0                       | 0                          | 0                    | 0                               | 0          | 0          | 0          | 0         | 0             | 0          | 0            |
| VIZCAYA                     | 30                    | 0                     | 0                     | 3              | 3          | 0                       | 0                          | 24                   | 30                              | 0          | 0          | 0          | 0         | 16            | 8          | 24           |
| LA RIOJA                    | 18                    | 0                     | 6                     | 1              | 0          | 0                       | 2                          | 9                    | 18                              | 0          | 5          | 2          | 0         | 2             | 0          | 9            |
| CEUTA                       | 38                    | 10                    | 19                    | 3              | 0          | 2                       | 2                          | 2                    | 38                              | 0          | 0          | 0          | 0         | 1             | 1          | 2            |
| MELILLA                     | 61                    | 3                     | 40                    | 0              | 4          | 0                       | 0                          | 14                   | 61                              | 0          | 3          | 1          | 0         | 8             | 2          | 14           |
| <b>TOTAL ESTADO</b>         | <b>6.961</b>          | <b>1.942</b>          | <b>1.662</b>          | <b>137</b>     | <b>341</b> | <b>184</b>              | <b>93</b>                  | <b>2.860</b>         | <b>7.219</b>                    | <b>17</b>  | <b>929</b> | <b>355</b> | <b>84</b> | <b>1.029</b>  | <b>446</b> | <b>2.860</b> |

**PENSIÓN NO CONTRIBUTIVA DE JUBILACIÓN**  
**REVISIONES DE OFICIO E INSTANCIA DE PARTE**  
**DATOS DE GESTIÓN ACUMULADA CORRESPONDIENTES AL AÑO 2011 HASTA ABRIL**

| CC.AA.<br>Y/O<br>PROVINCIAS | ENTRADA<br>REVISIONES | REVISIONES EFECTUADAS |            |            |              |              | CAUSAS DE EXTINCIÓN DEL DERECHO |            |            |               |            |              |
|-----------------------------|-----------------------|-----------------------|------------|------------|--------------|--------------|---------------------------------|------------|------------|---------------|------------|--------------|
|                             |                       | Sin Modif.            | Con Modif. | Suspensión | Extinción    | TOTAL        | Residencia                      | Personal   | U.E.C.     | Fallecimiento | Otras      | TOTAL        |
|                             |                       | Cuantía               | Cuantía    | Pago       | Derecho      |              |                                 |            |            |               |            |              |
| <b>ANDALUCÍA</b>            | <b>2.819</b>          | <b>445</b>            | <b>538</b> | <b>70</b>  | <b>1.673</b> | <b>2.726</b> | <b>5</b>                        | <b>600</b> | <b>243</b> | <b>709</b>    | <b>116</b> | <b>1.673</b> |
| ALMERÍA                     | 149                   | 29                    | 31         | 8          | 78           | 146          | 0                               | 33         | 7          | 31            | 7          | 78           |
| CÁDIZ                       | 394                   | 22                    | 30         | 4          | 280          | 336          | 0                               | 124        | 20         | 106           | 30         | 280          |
| CÓRDOBA                     | 273                   | 20                    | 51         | 5          | 186          | 262          | 0                               | 70         | 35         | 70            | 11         | 186          |
| GRANADA                     | 221                   | 3                     | 53         | 7          | 155          | 218          | 1                               | 33         | 29         | 69            | 23         | 155          |
| HUELVA                      | 134                   | 11                    | 22         | 0          | 101          | 134          | 0                               | 47         | 6          | 47            | 1          | 101          |
| JAÉN                        | 322                   | 5                     | 147        | 0          | 170          | 322          | 4                               | 69         | 42         | 55            | 0          | 170          |
| MÁLAGA                      | 758                   | 319                   | 113        | 25         | 293          | 750          | 0                               | 47         | 84         | 149           | 13         | 293          |
| SEVILLA                     | 568                   | 36                    | 91         | 21         | 410          | 558          | 0                               | 177        | 20         | 182           | 31         | 410          |
| <b>ARAGÓN</b>               | <b>241</b>            | <b>11</b>             | <b>44</b>  | <b>3</b>   | <b>182</b>   | <b>240</b>   | <b>1</b>                        | <b>59</b>  | <b>15</b>  | <b>93</b>     | <b>14</b>  | <b>182</b>   |
| HUESCA                      | 54                    | 0                     | 6          | 0          | 48           | 54           | 0                               | 22         | 0          | 25            | 1          | 48           |
| TERUEL                      | 24                    | 0                     | 4          | 0          | 20           | 24           | 0                               | 2          | 2          | 12            | 4          | 20           |
| ZARAGOZA                    | 163                   | 11                    | 34         | 3          | 114          | 162          | 1                               | 35         | 13         | 56            | 9          | 114          |
| <b>ASTURIAS</b>             | <b>209</b>            | <b>15</b>             | <b>42</b>  | <b>0</b>   | <b>153</b>   | <b>210</b>   | <b>1</b>                        | <b>49</b>  | <b>11</b>  | <b>86</b>     | <b>6</b>   | <b>153</b>   |
| <b>ILLES BALEARS</b>        | <b>536</b>            | <b>216</b>            | <b>131</b> | <b>20</b>  | <b>145</b>   | <b>512</b>   | <b>2</b>                        | <b>39</b>  | <b>20</b>  | <b>62</b>     | <b>22</b>  | <b>145</b>   |
| <b>CANARIAS</b>             | <b>813</b>            | <b>119</b>            | <b>157</b> | <b>64</b>  | <b>474</b>   | <b>814</b>   | <b>3</b>                        | <b>134</b> | <b>9</b>   | <b>299</b>    | <b>29</b>  | <b>474</b>   |
| LAS PALMAS                  | 366                   | 71                    | 49         | 63         | 190          | 373          | 1                               | 69         | 7          | 110           | 3          | 190          |
| S.C. TENERIFE               | 447                   | 48                    | 108        | 1          | 284          | 441          | 2                               | 65         | 2          | 189           | 26         | 284          |
| <b>CANTABRIA</b>            | <b>98</b>             | <b>0</b>              | <b>10</b>  | <b>3</b>   | <b>85</b>    | <b>98</b>    | <b>1</b>                        | <b>42</b>  | <b>7</b>   | <b>35</b>     | <b>0</b>   | <b>85</b>    |
| <b>CASTILLA Y LEÓN</b>      | <b>986</b>            | <b>497</b>            | <b>150</b> | <b>17</b>  | <b>322</b>   | <b>986</b>   | <b>2</b>                        | <b>143</b> | <b>55</b>  | <b>101</b>    | <b>21</b>  | <b>322</b>   |
| ÁVILA                       | 36                    | 9                     | 6          | 0          | 21           | 36           | 0                               | 14         | 1          | 4             | 2          | 21           |
| BURGOS                      | 48                    | 0                     | 9          | 1          | 38           | 48           | 0                               | 9          | 4          | 23            | 2          | 38           |
| LEÓN                        | 43                    | 6                     | 6          | 0          | 31           | 43           | 1                               | 21         | 3          | 0             | 6          | 31           |
| PALENCIA                    | 313                   | 257                   | 25         | 2          | 29           | 313          | 0                               | 10         | 6          | 12            | 1          | 29           |
| SALAMANCA                   | 122                   | 6                     | 20         | 0          | 96           | 122          | 1                               | 43         | 21         | 27            | 4          | 96           |
| SEGOVIA                     | 10                    | 0                     | 1          | 0          | 9            | 10           | 0                               | 7          | 0          | 1             | 1          | 9            |
| SORIA                       | 11                    | 0                     | 1          | 0          | 10           | 11           | 0                               | 2          | 1          | 6             | 1          | 10           |
| VALLADOLID                  | 97                    | 21                    | 31         | 0          | 45           | 97           | 0                               | 17         | 5          | 20            | 3          | 45           |
| ZAMORA                      | 306                   | 198                   | 51         | 14         | 43           | 306          | 0                               | 20         | 14         | 8             | 1          | 43           |
| <b>CASTILLA-LA MANCHA</b>   | <b>557</b>            | <b>82</b>             | <b>133</b> | <b>14</b>  | <b>353</b>   | <b>582</b>   | <b>1</b>                        | <b>112</b> | <b>33</b>  | <b>165</b>    | <b>42</b>  | <b>353</b>   |
| ALBACETE                    | 118                   | 16                    | 51         | 0          | 57           | 124          | 0                               | 25         | 5          | 22            | 5          | 57           |
| CIUDAD REAL                 | 168                   | 30                    | 44         | 1          | 95           | 170          | 1                               | 34         | 13         | 40            | 7          | 95           |
| CUENCA                      | 59                    | 9                     | 8          | 0          | 44           | 61           | 0                               | 20         | 2          | 14            | 8          | 44           |
| GUADALAJARA                 | 34                    | 6                     | 6          | 1          | 20           | 33           | 0                               | 5          | 2          | 12            | 1          | 20           |
| TOLEDO                      | 178                   | 21                    | 24         | 12         | 137          | 194          | 0                               | 28         | 11         | 77            | 21         | 137          |

(Continúa al dorso)

| CC.AA.<br>Y/O<br>PROVINCIAS | ENTRADA<br>REVISIONES | REVISIONES EFECTUADAS |                       |                    |                      |               | CAUSAS DE EXTINCIÓN DEL DERECHO |              |            |               |            |              |
|-----------------------------|-----------------------|-----------------------|-----------------------|--------------------|----------------------|---------------|---------------------------------|--------------|------------|---------------|------------|--------------|
|                             |                       | Sin Modif.<br>Cuantía | Con Modif.<br>Cuantía | Suspensión<br>Pago | Extinción<br>Derecho | TOTAL         | Residencia                      | Personal     | U.E.C.     | Fallecimiento | Otras      | TOTAL        |
| CATALUNYA                   | 727                   | 70                    | 226                   | 30                 | 421                  | 747           | 4                               | 318          | 69         | 0             | 30         | 421          |
| BARCELONA                   | 532                   | 55                    | 171                   | 27                 | 294                  | 547           | 3                               | 218          | 57         | 0             | 16         | 294          |
| GIRONA                      | 51                    | 6                     | 17                    | 1                  | 24                   | 48            | 0                               | 16           | 5          | 0             | 3          | 24           |
| LLEIDA                      | 70                    | 2                     | 17                    | 0                  | 50                   | 69            | 0                               | 45           | 2          | 0             | 3          | 50           |
| TARRAGONA                   | 74                    | 7                     | 21                    | 2                  | 53                   | 83            | 1                               | 39           | 5          | 0             | 8          | 53           |
| COMUNIDAD VALENCIANA        | 984                   | 100                   | 152                   | 7                  | 764                  | 1.023         | 0                               | 322          | 43         | 391           | 8          | 764          |
| ALICANTE                    | 335                   | 21                    | 61                    | 0                  | 253                  | 335           | 0                               | 137          | 3          | 113           | 0          | 253          |
| CASTELLÓN                   | 72                    | 1                     | 24                    | 4                  | 43                   | 72            | 0                               | 13           | 6          | 18            | 6          | 43           |
| VALENCIA                    | 577                   | 78                    | 67                    | 3                  | 468                  | 616           | 0                               | 172          | 34         | 260           | 2          | 468          |
| EXTREMADURA                 | 626                   | 263                   | 114                   | 57                 | 289                  | 723           | 0                               | 83           | 34         | 140           | 32         | 289          |
| BADAJOS                     | 448                   | 179                   | 90                    | 41                 | 208                  | 518           | 0                               | 58           | 27         | 101           | 22         | 208          |
| CÁCERES                     | 178                   | 84                    | 24                    | 16                 | 81                   | 205           | 0                               | 25           | 7          | 39            | 10         | 81           |
| GALICIA                     | 1.011                 | 64                    | 224                   | 26                 | 697                  | 1.011         | 10                              | 169          | 98         | 347           | 73         | 697          |
| A CORUÑA                    | 433                   | 58                    | 108                   | 0                  | 267                  | 433           | 3                               | 95           | 10         | 121           | 38         | 267          |
| LUGO                        | 121                   | 2                     | 14                    | 3                  | 102                  | 121           | 1                               | 23           | 5          | 51            | 22         | 102          |
| OURENSE                     | 115                   | 0                     | 30                    | 2                  | 83                   | 115           | 0                               | 21           | 14         | 43            | 5          | 83           |
| PONTEVEDRA                  | 342                   | 4                     | 72                    | 21                 | 245                  | 342           | 6                               | 30           | 69         | 132           | 8          | 245          |
| MADRID                      | 891                   | 29                    | 270                   | 70                 | 522                  | 891           | 3                               | 133          | 93         | 270           | 23         | 522          |
| MURCIA                      | 312                   | 11                    | 66                    | 5                  | 230                  | 312           | 0                               | 73           | 30         | 97            | 30         | 230          |
| NAVARRA                     | 100                   | 10                    | 11                    | 0                  | 79                   | 100           | 1                               | 12           | 8          | 48            | 10         | 79           |
| PAÍS VASCO                  | 83                    | 0                     | 2                     | 2                  | 79                   | 83            | 0                               | 10           | 7          | 52            | 10         | 79           |
| ÁLAVA                       | 16                    | 0                     | 0                     | 0                  | 16                   | 16            | 0                               | 0            | 4          | 7             | 5          | 16           |
| GUIPÚZCOA                   | 0                     | 0                     | 0                     | 0                  | 0                    | 0             | 0                               | 0            | 0          | 0             | 0          | 0            |
| VIZCAYA                     | 67                    | 0                     | 2                     | 2                  | 63                   | 67            | 0                               | 10           | 3          | 45            | 5          | 63           |
| LA RIOJA                    | 51                    | 0                     | 15                    | 2                  | 34                   | 51            | 0                               | 14           | 2          | 17            | 1          | 34           |
| CEUTA                       | 89                    | 20                    | 44                    | 2                  | 23                   | 89            | 1                               | 4            | 1          | 17            | 0          | 23           |
| MELILLA                     | 44                    | 0                     | 24                    | 2                  | 18                   | 44            | 0                               | 3            | 2          | 11            | 2          | 18           |
| <b>TOTAL ESTADO</b>         | <b>11.177</b>         | <b>1.952</b>          | <b>2.353</b>          | <b>394</b>         | <b>6.543</b>         | <b>11.242</b> | <b>35</b>                       | <b>2.319</b> | <b>780</b> | <b>2.940</b>  | <b>469</b> | <b>6.543</b> |

**PENSIÓN NO CONTRIBUTIVA DE INVALIDEZ**  
**REVISIONES DE OFICIO E INSTANCIA DE PARTE**  
**DATOS DE GESTIÓN ACUMULADA CORRESPONDIENTES AL AÑO 2011 HASTA ABRIL**

| CC.AA.<br>Y/O<br>PROVINCIAS | ENTRADA<br>REVISIONES | REVISIONES EFECTUADAS |                       |                |            |                         |                            |                      |              | CAUSAS DE EXTINCIÓN DEL DERECHO |            |            |           |               |            |              |
|-----------------------------|-----------------------|-----------------------|-----------------------|----------------|------------|-------------------------|----------------------------|----------------------|--------------|---------------------------------|------------|------------|-----------|---------------|------------|--------------|
|                             |                       | Sin Modif.<br>Cuantía | Con Modif.<br>Cuantía | Suspensión PNC |            | Compat. PNC<br>Art. 147 | Recuperación<br>Art. 144.1 | Extinción<br>Derecho | TOTAL        | Residencia                      | Personal   | U.E.C.     | Grado     | Fallecimiento | Otras      | TOTAL        |
|                             |                       |                       |                       | Art. 144.1     | Pago       |                         |                            |                      |              |                                 |            |            |           |               |            |              |
| <b>ANDALUCÍA</b>            | <b>4.148</b>          | <b>1.044</b>          | <b>1.004</b>          | <b>206</b>     | <b>161</b> | <b>170</b>              | <b>119</b>                 | <b>1.229</b>         | <b>3.933</b> | <b>11</b>                       | <b>312</b> | <b>141</b> | <b>62</b> | <b>563</b>    | <b>140</b> | <b>1.229</b> |
| ALMERÍA                     | 245                   | 61                    | 73                    | 0              | 19         | 0                       | 0                          | 84                   | 237          | 0                               | 22         | 1          | 9         | 35            | 17         | 84           |
| CÁDIZ                       | 506                   | 24                    | 151                   | 59             | 20         | 54                      | 20                         | 205                  | 533          | 0                               | 54         | 8          | 4         | 98            | 41         | 205          |
| CÓRDOBA                     | 381                   | 30                    | 92                    | 22             | 15         | 1                       | 25                         | 108                  | 293          | 0                               | 33         | 13         | 6         | 46            | 10         | 108          |
| GRANADA                     | 415                   | 12                    | 106                   | 19             | 29         | 15                      | 7                          | 151                  | 339          | 0                               | 34         | 19         | 12        | 65            | 21         | 151          |
| HUELVA                      | 258                   | 33                    | 90                    | 15             | 12         | 0                       | 10                         | 91                   | 251          | 1                               | 11         | 12         | 10        | 46            | 11         | 91           |
| JAÉN                        | 248                   | 5                     | 135                   | 0              | 10         | 0                       | 0                          | 98                   | 248          | 10                              | 27         | 25         | 0         | 36            | 0          | 98           |
| MÁLAGA                      | 1.318                 | 733                   | 172                   | 74             | 0          | 30                      | 55                         | 213                  | 1.277        | 0                               | 31         | 50         | 12        | 109           | 11         | 213          |
| SEVILLA                     | 777                   | 146                   | 185                   | 17             | 56         | 70                      | 2                          | 279                  | 755          | 0                               | 100        | 13         | 9         | 128           | 29         | 279          |
| <b>ARAGÓN</b>               | <b>227</b>            | <b>16</b>             | <b>54</b>             | <b>21</b>      | <b>4</b>   | <b>12</b>               | <b>10</b>                  | <b>104</b>           | <b>221</b>   | <b>0</b>                        | <b>20</b>  | <b>5</b>   | <b>3</b>  | <b>34</b>     | <b>42</b>  | <b>104</b>   |
| HUESCA                      | 32                    | 0                     | 9                     | 4              | 0          | 1                       | 2                          | 16                   | 32           | 0                               | 2          | 1          | 0         | 8             | 5          | 16           |
| TERUEL                      | 13                    | 0                     | 4                     | 0              | 1          | 0                       | 0                          | 8                    | 13           | 0                               | 2          | 0          | 1         | 1             | 4          | 8            |
| ZARAGOZA                    | 182                   | 16                    | 41                    | 17             | 3          | 11                      | 8                          | 80                   | 176          | 0                               | 16         | 4          | 2         | 25            | 33         | 80           |
| <b>ASTURIAS</b>             | <b>309</b>            | <b>25</b>             | <b>79</b>             | <b>13</b>      | <b>2</b>   | <b>24</b>               | <b>12</b>                  | <b>133</b>           | <b>288</b>   | <b>1</b>                        | <b>33</b>  | <b>8</b>   | <b>3</b>  | <b>63</b>     | <b>25</b>  | <b>133</b>   |
| <b>ILLES BALEARS</b>        | <b>1.058</b>          | <b>433</b>            | <b>281</b>            | <b>92</b>      | <b>54</b>  | <b>19</b>               | <b>1</b>                   | <b>140</b>           | <b>1.020</b> | <b>0</b>                        | <b>27</b>  | <b>0</b>   | <b>16</b> | <b>48</b>     | <b>49</b>  | <b>140</b>   |
| <b>CANARIAS</b>             | <b>1.705</b>          | <b>380</b>            | <b>358</b>            | <b>0</b>       | <b>151</b> | <b>80</b>               | <b>0</b>                   | <b>450</b>           | <b>1.419</b> | <b>1</b>                        | <b>133</b> | <b>18</b>  | <b>14</b> | <b>239</b>    | <b>45</b>  | <b>450</b>   |
| LAS PALMAS                  | 759                   | 216                   | 97                    | 0              | 110        | 22                      | 0                          | 164                  | 609          | 0                               | 55         | 3          | 10        | 86            | 10         | 164          |
| S.C. TENERIFE               | 946                   | 164                   | 261                   | 0              | 41         | 58                      | 0                          | 286                  | 810          | 1                               | 78         | 15         | 4         | 153           | 35         | 286          |
| <b>CANTABRIA</b>            | <b>173</b>            | <b>2</b>              | <b>60</b>             | <b>6</b>       | <b>18</b>  | <b>0</b>                | <b>9</b>                   | <b>78</b>            | <b>173</b>   | <b>0</b>                        | <b>24</b>  | <b>6</b>   | <b>2</b>  | <b>37</b>     | <b>9</b>   | <b>78</b>    |
| <b>CASTILLA Y LEÓN</b>      | <b>1.450</b>          | <b>716</b>            | <b>333</b>            | <b>56</b>      | <b>35</b>  | <b>38</b>               | <b>52</b>                  | <b>220</b>           | <b>1.450</b> | <b>0</b>                        | <b>59</b>  | <b>28</b>  | <b>5</b>  | <b>48</b>     | <b>80</b>  | <b>220</b>   |
| ÁVILA                       | 64                    | 14                    | 14                    | 10             | 6          | 2                       | 7                          | 11                   | 64           | 0                               | 6          | 1          | 0         | 3             | 1          | 11           |
| BURGOS                      | 132                   | 13                    | 51                    | 13             | 14         | 0                       | 0                          | 41                   | 132          | 0                               | 7          | 3          | 0         | 12            | 19         | 41           |
| LEÓN                        | 110                   | 2                     | 46                    | 9              | 1          | 7                       | 12                         | 33                   | 110          | 0                               | 14         | 5          | 1         | 0             | 13         | 33           |
| PALENCIA                    | 372                   | 300                   | 35                    | 5              | 2          | 0                       | 7                          | 23                   | 372          | 0                               | 5          | 6          | 0         | 12            | 0          | 23           |
| SALAMANCA                   | 177                   | 30                    | 55                    | 9              | 1          | 28                      | 22                         | 32                   | 177          | 0                               | 9          | 3          | 3         | 10            | 7          | 32           |
| SEGOVIA                     | 16                    | 3                     | 3                     | 1              | 0          | 1                       | 0                          | 8                    | 16           | 0                               | 0          | 0          | 0         | 1             | 7          | 8            |
| SORIA                       | 6                     | 0                     | 2                     | 0              | 0          | 0                       | 0                          | 4                    | 6            | 0                               | 1          | 0          | 1         | 0             | 2          | 4            |
| VALLADOLID                  | 216                   | 75                    | 80                    | 9              | 0          | 0                       | 4                          | 48                   | 216          | 0                               | 7          | 7          | 0         | 7             | 27         | 48           |
| ZAMORA                      | 357                   | 279                   | 47                    | 0              | 11         | 0                       | 0                          | 20                   | 357          | 0                               | 10         | 3          | 0         | 3             | 4          | 20           |
| <b>CASTILLA-LA MANCHA</b>   | <b>1.061</b>          | <b>215</b>            | <b>355</b>            | <b>21</b>      | <b>70</b>  | <b>160</b>              | <b>5</b>                   | <b>284</b>           | <b>1.110</b> | <b>2</b>                        | <b>75</b>  | <b>35</b>  | <b>9</b>  | <b>90</b>     | <b>73</b>  | <b>284</b>   |
| ALBACETE                    | 268                   | 51                    | 125                   | 3              | 9          | 50                      | 3                          | 53                   | 294          | 0                               | 13         | 4          | 0         | 16            | 20         | 53           |
| CIUDAD REAL                 | 339                   | 77                    | 100                   | 5              | 20         | 29                      | 2                          | 88                   | 321          | 0                               | 26         | 20         | 0         | 26            | 16         | 88           |
| CUENCA                      | 198                   | 42                    | 53                    | 9              | 19         | 43                      | 0                          | 50                   | 216          | 1                               | 17         | 3          | 4         | 11            | 14         | 50           |
| GUADALAJARA                 | 71                    | 10                    | 17                    | 2              | 4          | 17                      | 0                          | 23                   | 73           | 0                               | 8          | 0          | 2         | 10            | 3          | 23           |
| TOLEDO                      | 185                   | 35                    | 60                    | 2              | 18         | 21                      | 0                          | 70                   | 206          | 1                               | 11         | 8          | 3         | 27            | 20         | 70           |

(Continúa al dorso)

| CC.AA.<br>Y/O<br>PROVINCIAS | ENTRADA<br>REVISIONES | REVISIONES EFECTUADAS |                       |                |            |                         |                            |                      |               | CAUSAS DE EXTINCIÓN DEL DERECHO |              |            |            |               |              |              |
|-----------------------------|-----------------------|-----------------------|-----------------------|----------------|------------|-------------------------|----------------------------|----------------------|---------------|---------------------------------|--------------|------------|------------|---------------|--------------|--------------|
|                             |                       | Sin Modif.<br>Cuantía | Con Modif.<br>Cuantía | Suspensión PNC |            | Compat. PNC<br>Art. 147 | Recuperación<br>Art. 144.1 | Extinción<br>Derecho | TOTAL         | Residencia                      | Personal     | U.E.C.     | Grado      | Fallecimiento | Otras        | TOTAL        |
|                             |                       |                       |                       | Art. 144.1     | Pago       |                         |                            |                      |               |                                 |              |            |            |               |              |              |
| CATALUNYA                   | 1.300                 | 257                   | 499                   | 71             | 0          | 38                      | 41                         | 510                  | 1.416         | 4                               | 170          | 68         | 29         | 0             | 239          | 510          |
| BARCELONA                   | 1.013                 | 159                   | 361                   | 53             | 0          | 26                      | 28                         | 364                  | 991           | 4                               | 128          | 53         | 23         | 0             | 156          | 364          |
| GIRONA                      | 83                    | 18                    | 27                    | 4              | 0          | 1                       | 2                          | 20                   | 72            | 0                               | 8            | 1          | 2          | 0             | 9            | 20           |
| LLEIDA                      | 111                   | 21                    | 33                    | 5              | 0          | 3                       | 4                          | 42                   | 108           | 0                               | 12           | 5          | 1          | 0             | 24           | 42           |
| TARRAGONA                   | 200                   | 59                    | 78                    | 9              | 0          | 8                       | 7                          | 84                   | 245           | 0                               | 22           | 9          | 3          | 0             | 50           | 84           |
| COMUNIDAD VALENCIANA        | 1.321                 | 120                   | 311                   | 19             | 132        | 116                     | 18                         | 568                  | 1.284         | 0                               | 181          | 24         | 79         | 223           | 61           | 568          |
| ALICANTE                    | 289                   | 22                    | 68                    | 4              | 4          | 25                      | 10                         | 156                  | 289           | 0                               | 81           | 2          | 4          | 69            | 0            | 156          |
| CASTELLÓN                   | 151                   | 5                     | 66                    | 3              | 8          | 27                      | 7                          | 43                   | 159           | 0                               | 10           | 4          | 1          | 14            | 14           | 43           |
| VALENCIA                    | 881                   | 93                    | 177                   | 12             | 120        | 64                      | 1                          | 369                  | 836           | 0                               | 90           | 18         | 74         | 140           | 47           | 369          |
| EXTREMADURA                 | 774                   | 293                   | 203                   | 9              | 122        | 53                      | 0                          | 181                  | 861           | 0                               | 36           | 21         | 4          | 64            | 56           | 181          |
| BADAJOS                     | 564                   | 196                   | 148                   | 5              | 89         | 37                      | 0                          | 117                  | 592           | 0                               | 24           | 17         | 2          | 42            | 32           | 117          |
| CÁCERES                     | 210                   | 97                    | 55                    | 4              | 33         | 16                      | 0                          | 64                   | 269           | 0                               | 12           | 4          | 2          | 22            | 24           | 64           |
| GALICIA                     | 1.012                 | 121                   | 283                   | 29             | 24         | 29                      | 40                         | 486                  | 1.012         | 1                               | 107          | 64         | 17         | 223           | 74           | 486          |
| A CORUÑA                    | 517                   | 99                    | 144                   | 11             | 5          | 28                      | 15                         | 215                  | 517           | 0                               | 58           | 9          | 5          | 93            | 50           | 215          |
| LUGO                        | 126                   | 14                    | 30                    | 7              | 9          | 0                       | 7                          | 59                   | 126           | 0                               | 3            | 1          | 0          | 31            | 24           | 59           |
| OURENSE                     | 182                   | 30                    | 43                    | 0              | 4          | 0                       | 2                          | 103                  | 182           | 1                               | 33           | 13         | 0          | 39            | 17           | 103          |
| PONTEVEDRA                  | 435                   | 27                    | 143                   | 20             | 11         | 2                       | 21                         | 211                  | 435           | 0                               | 40           | 59         | 15         | 97            | 0            | 211          |
| MADRID                      | 878                   | 52                    | 250                   | 34             | 73         | 25                      | 21                         | 423                  | 878           | 1                               | 79           | 135        | 5          | 148           | 55           | 423          |
| MURCIA                      | 716                   | 114                   | 198                   | 12             | 23         | 15                      | 12                         | 292                  | 666           | 0                               | 66           | 31         | 21         | 91            | 83           | 292          |
| NAVARRA                     | 52                    | 2                     | 13                    | 7              | 1          | 3                       | 3                          | 23                   | 52            | 0                               | 5            | 1          | 1          | 13            | 3            | 23           |
| PAÍS VASCO                  | 66                    | 0                     | 0                     | 7              | 6          | 0                       | 0                          | 59                   | 72            | 0                               | 4            | 4          | 1          | 29            | 21           | 59           |
| ÁLAVA                       | 0                     | 0                     | 0                     | 0              | 0          | 0                       | 0                          | 6                    | 6             | 0                               | 0            | 1          | 1          | 0             | 4            | 6            |
| GUIPÚZCOA                   | 0                     | 0                     | 0                     | 0              | 0          | 0                       | 0                          | 0                    | 0             | 0                               | 0            | 0          | 0          | 0             | 0            | 0            |
| VIZCAYA                     | 66                    | 0                     | 0                     | 7              | 6          | 0                       | 0                          | 53                   | 66            | 0                               | 4            | 3          | 0          | 29            | 17           | 53           |
| LA RIOJA                    | 64                    | 0                     | 29                    | 6              | 5          | 1                       | 5                          | 18                   | 64            | 0                               | 9            | 2          | 1          | 6             | 0            | 18           |
| CEUTA                       | 176                   | 40                    | 78                    | 13             | 1          | 10                      | 11                         | 23                   | 176           | 2                               | 9            | 3          | 0          | 8             | 1            | 23           |
| MELILLA                     | 277                   | 19                    | 179                   | 0              | 49         | 0                       | 0                          | 30                   | 277           | 0                               | 7            | 5          | 0          | 16            | 2            | 30           |
| <b>TOTAL ESTADO</b>         | <b>16.767</b>         | <b>3.849</b>          | <b>4.567</b>          | <b>622</b>     | <b>931</b> | <b>793</b>              | <b>359</b>                 | <b>5.251</b>         | <b>16.372</b> | <b>23</b>                       | <b>1.356</b> | <b>599</b> | <b>272</b> | <b>1.943</b>  | <b>1.058</b> | <b>5.251</b> |

## TOTAL PENSIONES NO CONTRIBUTIVAS REVISIONES DE OFICIO E INSTANCIA DE PARTE DATOS DE GESTIÓN ACUMULADA CORRESPONDIENTES AL AÑO 2011 HASTA ABRIL

| CC.AA.<br>Y/O<br>PROVINCIAS         | ENTRADA<br>REVISIONES  | REVISIONES EFECTUADAS |                       |                |                   |                         |                            |                      |                      | CAUSAS DE EXTINCIÓN DEL DERECHO |                    |                  |                 |                    |                  |                    |
|-------------------------------------|------------------------|-----------------------|-----------------------|----------------|-------------------|-------------------------|----------------------------|----------------------|----------------------|---------------------------------|--------------------|------------------|-----------------|--------------------|------------------|--------------------|
|                                     |                        | Sin Modif.<br>Cuantía | Con Modif.<br>Cuantía | Suspensión PNC |                   | Compat. PNC<br>Art. 147 | Recuperación<br>Art. 144.1 | Extinción<br>Derecho | TOTAL                | Residencia                      | Personal           | U.E.C.           | Grado           | Fallecimiento      | Otras            | TOTAL              |
|                                     |                        |                       |                       | Art. 144.1     | Pago              |                         |                            |                      |                      |                                 |                    |                  |                 |                    |                  |                    |
| <b>ANDALUCÍA</b>                    | <b>6.967</b>           | <b>1.489</b>          | <b>1.542</b>          | <b>206</b>     | <b>231</b>        | <b>170</b>              | <b>119</b>                 | <b>2.902</b>         | <b>6.659</b>         | <b>16</b>                       | <b>912</b>         | <b>384</b>       | <b>62</b>       | <b>1.272</b>       | <b>256</b>       | <b>2.902</b>       |
| ALMERÍA                             | 394                    | 90                    | 104                   | 0              | 27                | 0                       | 0                          | 162                  | 383                  | 0                               | 55                 | 8                | 9               | 66                 | 24               | 162                |
| CÁDIZ                               | 900                    | 46                    | 181                   | 59             | 24                | 54                      | 20                         | 485                  | 869                  | 0                               | 178                | 28               | 4               | 204                | 71               | 485                |
| CÓRDOBA                             | 654                    | 50                    | 143                   | 22             | 20                | 1                       | 25                         | 294                  | 555                  | 0                               | 103                | 48               | 6               | 116                | 21               | 294                |
| GRANADA                             | 636                    | 15                    | 159                   | 19             | 36                | 15                      | 7                          | 306                  | 557                  | 1                               | 67                 | 48               | 12              | 134                | 44               | 306                |
| HUELVA                              | 392                    | 44                    | 112                   | 15             | 12                | 0                       | 10                         | 192                  | 385                  | 1                               | 58                 | 18               | 10              | 93                 | 12               | 192                |
| JAÉN                                | 570                    | 10                    | 282                   | 0              | 10                | 0                       | 0                          | 268                  | 570                  | 14                              | 96                 | 67               | 0               | 91                 | 0                | 268                |
| MÁLAGA                              | 2.076                  | 1.052                 | 285                   | 74             | 25                | 30                      | 55                         | 506                  | 2.027                | 0                               | 78                 | 134              | 12              | 258                | 24               | 506                |
| SEVILLA                             | 1.345                  | 182                   | 276                   | 17             | 77                | 70                      | 2                          | 689                  | 1.313                | 0                               | 277                | 33               | 9               | 310                | 60               | 689                |
| <b>ARAGÓN</b>                       | <b>468</b>             | <b>27</b>             | <b>98</b>             | <b>21</b>      | <b>7</b>          | <b>12</b>               | <b>10</b>                  | <b>286</b>           | <b>461</b>           | <b>1</b>                        | <b>79</b>          | <b>20</b>        | <b>3</b>        | <b>127</b>         | <b>56</b>        | <b>286</b>         |
| HUESCA                              | 86                     | 0                     | 15                    | 4              | 0                 | 1                       | 2                          | 64                   | 86                   | 0                               | 24                 | 1                | 0               | 33                 | 6                | 64                 |
| TERUEL                              | 37                     | 0                     | 8                     | 0              | 1                 | 0                       | 0                          | 28                   | 37                   | 0                               | 4                  | 2                | 1               | 13                 | 8                | 28                 |
| ZARAGOZA                            | 345                    | 27                    | 75                    | 17             | 6                 | 11                      | 8                          | 194                  | 338                  | 1                               | 51                 | 17               | 2               | 81                 | 42               | 194                |
| <b>ASTURIAS</b>                     | <b>518</b>             | <b>40</b>             | <b>121</b>            | <b>13</b>      | <b>2</b>          | <b>24</b>               | <b>12</b>                  | <b>286</b>           | <b>498</b>           | <b>2</b>                        | <b>82</b>          | <b>19</b>        | <b>3</b>        | <b>149</b>         | <b>31</b>        | <b>286</b>         |
| <b>ILLES BALEARS</b>                | <b>1.594</b>           | <b>649</b>            | <b>412</b>            | <b>92</b>      | <b>74</b>         | <b>19</b>               | <b>1</b>                   | <b>285</b>           | <b>1.532</b>         | <b>2</b>                        | <b>66</b>          | <b>20</b>        | <b>16</b>       | <b>110</b>         | <b>71</b>        | <b>285</b>         |
| <b>CANARIAS</b>                     | <b>2.518</b>           | <b>499</b>            | <b>515</b>            | <b>0</b>       | <b>215</b>        | <b>80</b>               | <b>0</b>                   | <b>924</b>           | <b>2.233</b>         | <b>4</b>                        | <b>267</b>         | <b>27</b>        | <b>14</b>       | <b>538</b>         | <b>74</b>        | <b>924</b>         |
| <b>LAS PALMAS<br/>S.C. TENERIFE</b> | <b>1.125<br/>1.393</b> | <b>287<br/>212</b>    | <b>146<br/>369</b>    | <b>0<br/>0</b> | <b>173<br/>42</b> | <b>22<br/>58</b>        | <b>0<br/>0</b>             | <b>354<br/>570</b>   | <b>982<br/>1.251</b> | <b>1<br/>3</b>                  | <b>124<br/>143</b> | <b>10<br/>17</b> | <b>10<br/>4</b> | <b>196<br/>342</b> | <b>13<br/>61</b> | <b>354<br/>570</b> |
| <b>CANTABRIA</b>                    | <b>271</b>             | <b>2</b>              | <b>70</b>             | <b>6</b>       | <b>21</b>         | <b>0</b>                | <b>9</b>                   | <b>163</b>           | <b>271</b>           | <b>1</b>                        | <b>66</b>          | <b>13</b>        | <b>2</b>        | <b>72</b>          | <b>9</b>         | <b>163</b>         |
| <b>CASTILLA Y LEÓN</b>              | <b>2.436</b>           | <b>1.213</b>          | <b>483</b>            | <b>56</b>      | <b>52</b>         | <b>38</b>               | <b>52</b>                  | <b>542</b>           | <b>2.436</b>         | <b>2</b>                        | <b>202</b>         | <b>83</b>        | <b>5</b>        | <b>149</b>         | <b>101</b>       | <b>542</b>         |
| ÁVILA                               | 100                    | 23                    | 20                    | 10             | 6                 | 2                       | 7                          | 32                   | 100                  | 0                               | 20                 | 2                | 0               | 7                  | 3                | 32                 |
| BURGOS                              | 180                    | 13                    | 60                    | 13             | 15                | 0                       | 0                          | 79                   | 180                  | 0                               | 16                 | 7                | 0               | 35                 | 21               | 79                 |
| LEÓN                                | 153                    | 8                     | 52                    | 9              | 1                 | 7                       | 12                         | 64                   | 153                  | 1                               | 35                 | 8                | 1               | 0                  | 19               | 64                 |
| PALENCIA                            | 685                    | 557                   | 60                    | 5              | 4                 | 0                       | 7                          | 52                   | 685                  | 0                               | 15                 | 12               | 0               | 24                 | 1                | 52                 |
| SALAMANCA                           | 299                    | 36                    | 75                    | 9              | 1                 | 28                      | 22                         | 128                  | 299                  | 1                               | 52                 | 24               | 3               | 37                 | 11               | 128                |
| SEGOVIA                             | 26                     | 3                     | 4                     | 1              | 0                 | 1                       | 0                          | 17                   | 26                   | 0                               | 7                  | 0                | 0               | 2                  | 8                | 17                 |
| SORIA                               | 17                     | 0                     | 3                     | 0              | 0                 | 0                       | 0                          | 14                   | 17                   | 0                               | 3                  | 1                | 1               | 6                  | 3                | 14                 |
| VALLADOLID                          | 313                    | 96                    | 111                   | 9              | 0                 | 0                       | 4                          | 93                   | 313                  | 0                               | 24                 | 12               | 0               | 27                 | 30               | 93                 |
| ZAMORA                              | 663                    | 477                   | 98                    | 0              | 25                | 0                       | 0                          | 63                   | 663                  | 0                               | 30                 | 17               | 0               | 11                 | 5                | 63                 |
| <b>CASTILLA-LA MANCHA</b>           | <b>1.618</b>           | <b>297</b>            | <b>488</b>            | <b>21</b>      | <b>84</b>         | <b>160</b>              | <b>5</b>                   | <b>637</b>           | <b>1.692</b>         | <b>3</b>                        | <b>187</b>         | <b>68</b>        | <b>9</b>        | <b>255</b>         | <b>115</b>       | <b>637</b>         |
| ALBACETE                            | 386                    | 67                    | 176                   | 3              | 9                 | 50                      | 3                          | 110                  | 418                  | 0                               | 38                 | 9                | 0               | 38                 | 25               | 110                |
| CIUDAD REAL                         | 507                    | 107                   | 144                   | 5              | 21                | 29                      | 2                          | 183                  | 491                  | 1                               | 60                 | 33               | 0               | 66                 | 23               | 183                |
| CUENCA                              | 257                    | 51                    | 61                    | 9              | 19                | 43                      | 0                          | 94                   | 277                  | 1                               | 37                 | 5                | 4               | 25                 | 22               | 94                 |
| GUADALAJARA                         | 105                    | 16                    | 23                    | 2              | 5                 | 17                      | 0                          | 43                   | 106                  | 0                               | 13                 | 2                | 2               | 22                 | 4                | 43                 |
| TOLEDO                              | 363                    | 56                    | 84                    | 2              | 30                | 21                      | 0                          | 207                  | 400                  | 1                               | 39                 | 19               | 3               | 104                | 41               | 207                |

(Continúa al dorso)

| CC.AA.<br>Y/O<br>PROVINCIAS | ENTRADA<br>REVISIONES | REVISIONES EFECTUADAS |                       |                |      |                         |                            |                      |       | CAUSAS DE EXTINCIÓN DEL DERECHO |          |        |       |               |       |       |
|-----------------------------|-----------------------|-----------------------|-----------------------|----------------|------|-------------------------|----------------------------|----------------------|-------|---------------------------------|----------|--------|-------|---------------|-------|-------|
|                             |                       | Sin Modif.<br>Cuantía | Con Modif.<br>Cuantía | Suspensión PNC |      | Compat. PNC<br>Art. 147 | Recuperación<br>Art. 144.1 | Extinción<br>Derecho | TOTAL | Residencia                      | Personal | U.E.C. | Grado | Fallecimiento | Otras | TOTAL |
|                             |                       |                       |                       | Art. 144.1     | Pago |                         |                            |                      |       |                                 |          |        |       |               |       |       |
| CATALUNYA                   | 2.027                 | 327                   | 725                   | 71             | 30   | 38                      | 41                         | 931                  | 2.163 | 8                               | 488      | 137    | 29    | 0             | 269   | 931   |
| BARCELONA                   | 1.545                 | 214                   | 532                   | 53             | 27   | 26                      | 28                         | 658                  | 1.538 | 7                               | 346      | 110    | 23    | 0             | 172   | 658   |
| GIRONA                      | 134                   | 24                    | 44                    | 4              | 1    | 1                       | 2                          | 44                   | 120   | 0                               | 24       | 6      | 2     | 0             | 12    | 44    |
| LLEIDA                      | 181                   | 23                    | 50                    | 5              | 0    | 3                       | 4                          | 92                   | 177   | 0                               | 57       | 7      | 1     | 0             | 27    | 92    |
| TARRAGONA                   | 274                   | 66                    | 99                    | 9              | 2    | 8                       | 7                          | 137                  | 328   | 1                               | 61       | 14     | 3     | 0             | 58    | 137   |
| COMUNIDAD VALENCIANA        | 2.305                 | 220                   | 463                   | 19             | 139  | 116                     | 18                         | 1.332                | 2.307 | 0                               | 503      | 67     | 79    | 614           | 69    | 1.332 |
| ALICANTE                    | 624                   | 43                    | 129                   | 4              | 4    | 25                      | 10                         | 409                  | 624   | 0                               | 218      | 5      | 4     | 182           | 0     | 409   |
| CASTELLÓN                   | 223                   | 6                     | 90                    | 3              | 12   | 27                      | 7                          | 86                   | 231   | 0                               | 23       | 10     | 1     | 32            | 20    | 86    |
| VALENCIA                    | 1.458                 | 171                   | 244                   | 12             | 123  | 64                      | 1                          | 837                  | 1.452 | 0                               | 262      | 52     | 74    | 400           | 49    | 837   |
| EXTREMADURA                 | 1.400                 | 556                   | 317                   | 9              | 179  | 53                      | 0                          | 470                  | 1.584 | 0                               | 119      | 55     | 4     | 204           | 88    | 470   |
| BADAJOS                     | 1.012                 | 375                   | 238                   | 5              | 130  | 37                      | 0                          | 325                  | 1.110 | 0                               | 82       | 44     | 2     | 143           | 54    | 325   |
| CÁCERES                     | 388                   | 181                   | 79                    | 4              | 49   | 16                      | 0                          | 145                  | 474   | 0                               | 37       | 11     | 2     | 61            | 34    | 145   |
| GALICIA                     | 2.023                 | 185                   | 507                   | 29             | 50   | 29                      | 40                         | 1.183                | 2.023 | 11                              | 276      | 162    | 17    | 570           | 147   | 1.183 |
| A CORUÑA                    | 950                   | 157                   | 252                   | 11             | 5    | 28                      | 15                         | 482                  | 950   | 3                               | 153      | 19     | 5     | 214           | 88    | 482   |
| LUGO                        | 247                   | 16                    | 44                    | 7              | 12   | 0                       | 7                          | 161                  | 247   | 1                               | 26       | 6      | 0     | 82            | 46    | 161   |
| OURENSE                     | 297                   | 30                    | 73                    | 0              | 6    | 0                       | 2                          | 186                  | 297   | 1                               | 54       | 27     | 0     | 82            | 22    | 186   |
| PONTEVEDRA                  | 777                   | 31                    | 215                   | 20             | 32   | 2                       | 21                         | 456                  | 777   | 6                               | 70       | 128    | 15    | 229           | 8     | 456   |
| MADRID                      | 1.769                 | 81                    | 520                   | 34             | 143  | 25                      | 21                         | 945                  | 1.769 | 4                               | 212      | 228    | 5     | 418           | 78    | 945   |
| MURCIA                      | 1.028                 | 125                   | 264                   | 12             | 28   | 15                      | 12                         | 522                  | 978   | 0                               | 139      | 61     | 21    | 188           | 113   | 522   |
| NAVARRA                     | 152                   | 12                    | 24                    | 7              | 1    | 3                       | 3                          | 102                  | 152   | 1                               | 17       | 9      | 1     | 61            | 13    | 102   |
| PAÍS VASCO                  | 149                   | 0                     | 2                     | 7              | 8    | 0                       | 0                          | 138                  | 155   | 0                               | 14       | 11     | 1     | 81            | 31    | 138   |
| ÁLAVA                       | 16                    | 0                     | 0                     | 0              | 0    | 0                       | 0                          | 22                   | 22    | 0                               | 0        | 5      | 1     | 7             | 9     | 22    |
| GUIPÚZCOA                   | 0                     | 0                     | 0                     | 0              | 0    | 0                       | 0                          | 0                    | 0     | 0                               | 0        | 0      | 0     | 0             | 0     | 0     |
| VIZCAYA                     | 133                   | 0                     | 2                     | 7              | 8    | 0                       | 0                          | 116                  | 133   | 0                               | 14       | 6      | 0     | 74            | 22    | 116   |
| LA RIOJA                    | 115                   | 0                     | 44                    | 6              | 7    | 1                       | 5                          | 52                   | 115   | 0                               | 23       | 4      | 1     | 23            | 1     | 52    |
| CEUTA                       | 265                   | 60                    | 122                   | 13             | 3    | 10                      | 11                         | 46                   | 265   | 3                               | 13       | 4      | 0     | 25            | 1     | 46    |
| MELILLA                     | 321                   | 19                    | 203                   | 0              | 51   | 0                       | 0                          | 48                   | 321   | 0                               | 10       | 7      | 0     | 27            | 4     | 48    |

|              |        |       |       |     |       |     |     |        |        |    |       |       |     |       |       |        |
|--------------|--------|-------|-------|-----|-------|-----|-----|--------|--------|----|-------|-------|-----|-------|-------|--------|
| TOTAL ESTADO | 27.944 | 5.801 | 6.920 | 622 | 1.325 | 793 | 359 | 11.794 | 27.614 | 58 | 3.675 | 1.379 | 272 | 4.883 | 1.527 | 11.794 |
|--------------|--------|-------|-------|-----|-------|-----|-----|--------|--------|----|-------|-------|-----|-------|-------|--------|

2

## PRESTACIONES SOCIALES Y ECONÓMICAS DE LA LISMI

# INFORME DEL SEGUIMIENTO Y EVOLUCIÓN DE LA GESTIÓN DE LISMI

## 2.1 INTRODUCCIÓN

El seguimiento y evaluación de la gestión y pago de la nómina de las Prestaciones Sociales y Económicas de la LISMI, parte de la información facilitada por los distintos órganos gestores de las Comunidades Autónomas y por las Direcciones Territoriales del Insserso, y se articula como se detalla a continuación:

- Datos de gestión y de la nómina mensual.
- Datos de gestión y de la nómina del año 2011, comprendiendo la realizada hasta el mes de referencia.
- Datos sobre la nómina de pago y número de beneficiarios desde el año 2004.

La información que este apartado del informe suministra hace referencia a los siguientes aspectos:

- Nóminas: situación y evolución de los beneficiarios, del número de subsidios que disfrutaban y de sus importes mensuales. Todo ello teniendo en cuenta que una amplia mayoría de aquellos continúan siéndolo de uno o de los dos subsidios suprimidos por la Ley 26/1990 - Subsidios de Garantía de Ingresos Mínimos (SGIM) y por Ayuda de Tercera Persona (SATP) -, en aplicación de lo establecido en la Disposición Transitoria undécima de la Ley General de la Seguridad Social. Se ofrece también información sobre el número de personas que disfrutaban de Asistencia Sanitaria y Prestación Farmacéutica (ASPF), y sobre el movimiento de beneficiarios, con especial incidencia, en este caso, en el número de aquellos que han optado por alguna prestación no contributiva.
- Gestión en trámite inicial: recoge la situación y evolución de la gestión de cada una de las dos prestaciones vigentes tras la entrada en vigor de la Ley 26/1990, de 20 de diciembre: Subsidio de Movilidad y Compensación para Gastos de Transporte (SMGT) y Asistencia Sanitaria y Prestación Farmacéutica (ASPF).
- Gestión de las revisiones iniciadas de oficio o a instancia de parte respecto a todas las prestaciones LISMI.

## 2.2 SITUACIÓN Y EVOLUCIÓN DE LOS BENEFICIARIOS, NÚMERO DE PRESTACIONES E IMPORTES DE LAS NÓMINAS

La Ley 39/2010, de 22 de diciembre, de Presupuestos Generales del Estado para el año 2011 y, respecto al SMGT, el Real Decreto 1794/2010 de 30 de diciembre sobre revalorización de las pensiones del sistema de la Seguridad Social y de otras prestaciones sociales públicas para el ejercicio 2011, establecen las cuantías vigentes para dicho año de los subsidios económicos de la LISMI, quedando fijadas en los importes mensuales siguientes:

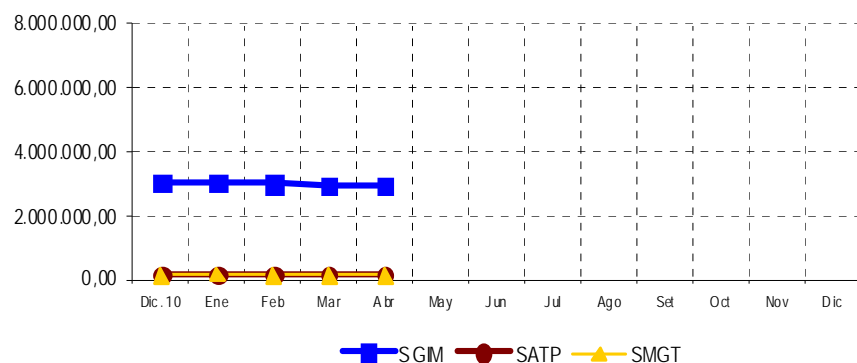
- Subsidio de Garantía de Ingresos Mínimos SGIM (14 pagas /año): 149,86 euros.
- Subsidio por Ayuda de Tercera Persona SATP (14 pagas /año): 58,45 euros.
- Subsidio de Movilidad y Compensación para Gastos de Transporte SMGT (12 pagas /año): 59,50 euros.

De acuerdo con la información facilitada por el Área de Informática del Imsero sobre los datos de nómina, así como por los órganos gestores de las Comunidades Autónomas de Navarra y del País Vasco, el número de beneficiarios distintos en el mes de abril asciende a 32.097 un 0,88% menos que en el mes anterior. El número total de prestaciones reconocidas asciende a 35.611 cifra ésta superior a la de beneficiarios distintos, ya que una misma persona puede tener reconocido el derecho a más de una prestación. Del total de prestaciones, 23.684 son de naturaleza económica, de las que el 82,40% corresponde al SGIM, el 9,15% al SATP y el 8,44% al SMGT. Por último, la prestación de ASPF la tenían reconocida un total de 11.927 personas, un 0,28% menos que en el mes anterior.

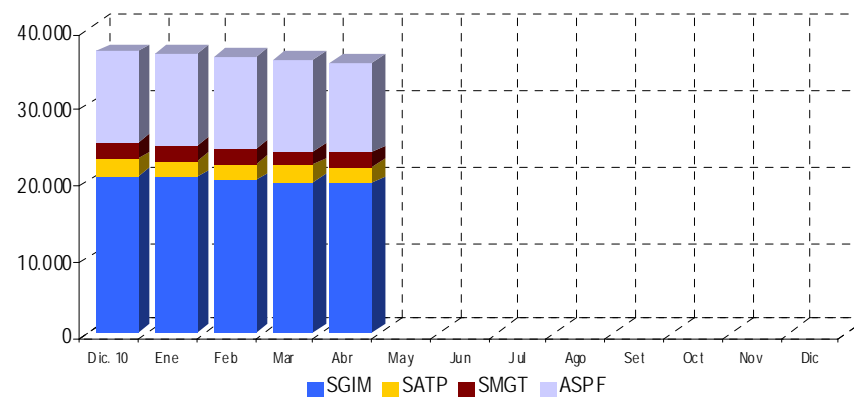
El siguiente cuadro refleja los datos básicos de la nómina señalados:

| NÓMINA DE ABRIL | BENEFICIARIOS DISTINTOS | SGIM          | SATP       | SMGT       | ASPF  | TOTAL PRESTACIONES DE LA LISMI |
|-----------------|-------------------------|---------------|------------|------------|-------|--------------------------------|
|                 |                         | BENEFICIARIOS | 32.097     | 19.516     | 2.168 | 2.000                          |
| IMPORTE         |                         | 2.919.642,99  | 126.836,51 | 121.329,50 |       | 3.167.809,00                   |

Evolución importe nóminas mensuales



Evolución número prestaciones



El importe de la nómina del mes de abril, ha ascendido a un total de 3.167.809,00 euros, correspondiendo el 92,17% al SGIM.

Finalmente, y conforme a la información disponible, los datos sobre el perfil del beneficiario muestran un predominio de las mujeres sobre los hombres, si bien la superioridad femenina no se manifiesta, aunque por escaso margen, entre los titulares menores de 34 años. Esta mujer, cuya edad es superior a los 70 años, convive preferentemente integrada en una unidad familiar de la que depende económicamente y se encuentra afectada de una discapacidad de tipo físico.

### **2.3 SITUACIÓN Y EVOLUCIÓN DE LA GESTIÓN EN TRÁMITE INICIAL**

Como se ha señalado en la introducción de este informe, el volumen de la gestión de las prestaciones LISMI se ha visto muy reducido tras la entrada en vigor de la Ley 26/1990, de 20 de diciembre, que suprimió los subsidios de garantía de ingresos mínimos y por ayuda de tercera persona. Los datos de gestión de solicitudes presentadas, resueltas, aprobadas e índice de reconocimiento de las dos prestaciones vigentes (SMGT y ASPF) se recogen en los anexos 58 a 61.

### **2.4 SEGUIMIENTO DE LA GESTIÓN DERIVADA DE LAS REVISIONES DE OFICIO E INSTANCIA DE PARTE**

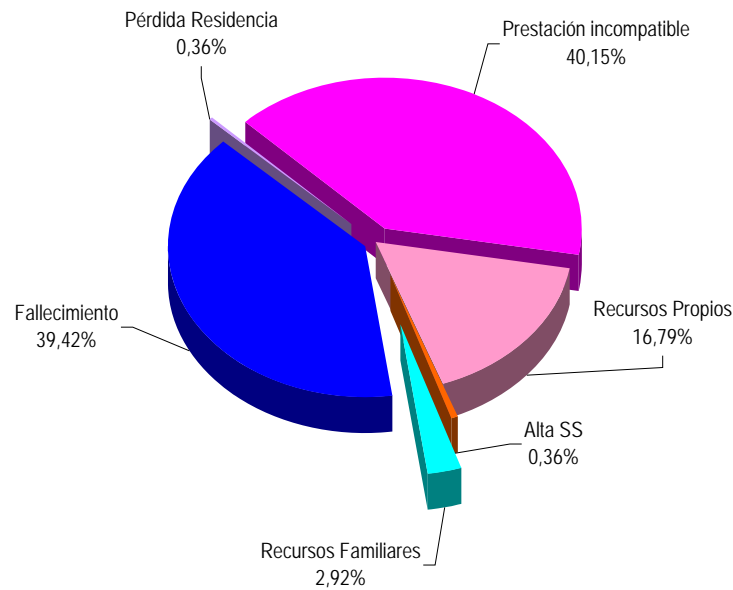
La revisión de oficio es iniciada por el órgano gestor cuando, como resultado de las medidas de control disponibles o implantadas, conoce cualquier dato o información que pueda producir o haya producido variación sobrevenida en los requisitos, y ello pueda dar lugar a la modificación de la cuantía, a la suspensión o a la extinción del derecho a la prestación, procediendo, en su caso, a la reclamación de cantidades indebidamente percibidas. Por otro lado, las de instancia de parte, se inician cuando el interesado, en cumplimiento de sus obligaciones, comunica al órgano gestor cualquier variación sobrevenida en su situación que pudiera tener incidencia en el derecho o en la cuantía reconocida de la prestación, siendo sus efectos resultantes idénticos a los indicados para las revisiones de oficio.

Los datos correspondientes al mes de abril, se refieren al detalle de las situaciones finales derivadas de los procesos de revisión, cuyas cifras se reflejan en los anexos 62 a 71. Del análisis de los mismos, es posible obtener las siguientes conclusiones:

- ✓ Se han emitido en el mes 300 resoluciones en las que se ha modificado la cuantía, se ha suspendido o se ha extinguido el derecho a alguna de las prestaciones, de las que el 77% se corresponde con el SGIM.
- ✓ Se han modificado 13 cuantías del SGIM, motivadas en ser su beneficiario, titular de una prestación pública de análoga naturaleza y finalidad y de inferior cuantía al referido subsidio.
- ✓ El número total de suspensiones efectuadas han sido 10 de las que el 70% se han motivado en el hecho de que el beneficiario de SGIM ha iniciado la realización de una actividad laboral.

- ✓ Se ha extinguido el derecho de 277 prestaciones, de las que el 76,17% corresponden al SGIM. El gráfico siguiente refleja los distintos motivos de extinción en el total de prestaciones. Las principales causas de pérdida del derecho se motivan en que el beneficiario es titular de prestación de análoga naturaleza y finalidad y de superior cuantía, en que éste ha fallecido, así como en que dispone de recursos propios superiores al límite legal establecido, teniendo el resto de causas una presencia minoritaria.

### Causas de Extinción prestaciones LISMI



\*\*\*\*\*

ANEXOS LISMI

2a NÚMERO DE BENEFICIARIOS, PRESTACIONES E IMPORTES DE LAS NÓMINAS

**PRESTACIONES DEL REAL DECRETO 383/1984, DE 1 DE FEBRERO (LISMI)  
EVOLUCIÓN DE LOS BENEFICIARIOS E IMPORTES DE LAS NÓMINAS**

**TOTAL ESTADO  
CON NAVARRA Y EL PAÍS VASCO**

| MENSUALIDADES         | NUMERO DE BENEFICIARIOS DISTINTOS | SGIM                   |                      | SATP                   |                   | SMGT                   |                   | TOTAL                  |                      | ASPF                   |
|-----------------------|-----------------------------------|------------------------|----------------------|------------------------|-------------------|------------------------|-------------------|------------------------|----------------------|------------------------|
|                       |                                   | NÚMERO DE PRESTACIONES | IMPORTE BRUTO        | NÚMERO DE PRESTACIONES | IMPORTE BRUTO     | NÚMERO DE PRESTACIONES | IMPORTE BRUTO     | NÚMERO DE PRESTACIONES | IMPORTE BRUTO        | NÚMERO DE PRESTACIONES |
| AÑO 2004              | 69.234                            | 48.044                 | 107.070.702,66       | 6.727                  | 5.956.173,51      | 4.643                  | 2.618.298,30      | 59.414                 | 115.645.174,47       | 19.277                 |
| AÑO 2005              | 60.292                            | 42.277                 | 93.651.885,82        | 5.596                  | 4.991.152,49      | 4.093                  | 2.459.884,42      | 51.966                 | 101.102.922,73       | 16.496                 |
| AÑO 2006              | 53.462                            | 37.000                 | 82.133.134,86        | 4.665                  | 4.151.557,82      | 3.579                  | 2.257.471,70      | 45.244                 | 88.542.164,38        | 15.140                 |
| AÑO 2007              | 47.565                            | 32.013                 | 71.353.070,05        | 3.878                  | 3.452.706,96      | 3.105                  | 2.013.828,03      | 38.996                 | 76.819.605,04        | 14.381                 |
| AÑO 2008              | 42.775                            | 27.749                 | 62.041.066,85        | 3.267                  | 2.885.373,15      | 2.722                  | 2.022.455,77      | 33.738                 | 66.948.895,77        | 14.007                 |
| AÑO 2009              | 38.081                            | 24.210                 | 53.742.715,72        | 2.794                  | 2.458.214,86      | 2.370                  | 1.762.449,39      | 29.374                 | 57.963.379,97        | 12.997                 |
| AÑO 2010              | 33.294                            | 20.509                 | 46.148.475,09        | 2.336                  | 2.119.486,15      | 2.082                  | 1.579.280,12      | 24.927                 | 49.847.241,36        | 12.050                 |
| AÑO 2011              |                                   |                        |                      |                        |                   |                        |                   |                        |                      |                        |
| ENERO (1)             | 33.005                            | 20.337                 | 3.044.671,77         | 2.270                  | 132.925,31        | 2.029                  | 144.784,70        | 24.636                 | 3.322.381,78         | 12.024                 |
| FEBRERO               | 32.681                            | 20.053                 | 3.000.892,31         | 2.224                  | 130.635,76        | 2.011                  | 120.490,30        | 24.288                 | 3.252.018,37         | 11.987                 |
| MARZO                 | 32.382                            | 19.763                 | 2.961.458,93         | 2.196                  | 128.706,91        | 2.015                  | 124.926,40        | 23.974                 | 3.215.092,24         | 11.961                 |
| ABRIL                 | 32.097                            | 19.516                 | 2.919.642,99         | 2.168                  | 126.836,51        | 2.000                  | 121.329,50        | 23.684                 | 3.167.809,00         | 11.927                 |
| MAYO                  |                                   |                        |                      |                        |                   |                        |                   |                        |                      |                        |
| JUNIO *               |                                   |                        |                      |                        |                   |                        |                   |                        |                      |                        |
| JULIO                 |                                   |                        |                      |                        |                   |                        |                   |                        |                      |                        |
| AGOSTO                |                                   |                        |                      |                        |                   |                        |                   |                        |                      |                        |
| SETIEMBRE             |                                   |                        |                      |                        |                   |                        |                   |                        |                      |                        |
| OCTUBRE               |                                   |                        |                      |                        |                   |                        |                   |                        |                      |                        |
| NOVIEMBRE *           |                                   |                        |                      |                        |                   |                        |                   |                        |                      |                        |
| DICIEMBRE             |                                   |                        |                      |                        |                   |                        |                   |                        |                      |                        |
| <b>TOTAL AÑO 2011</b> |                                   |                        | <b>11.926.666,00</b> |                        | <b>519.104,49</b> |                        | <b>511.530,90</b> |                        | <b>12.957.301,39</b> |                        |

\* En SGIM y SATP, junto a la mensualidad se abona una paga extra

(1) En importe del SMGT se incluye lo abonado en concepto de pago único por desviación del IPC previsto para el periodo noviembre 2009-2010.

## PRESTACIONES DEL REAL DECRETO 383/1984, DE 1 DE FEBRERO (LISMI)

## BENEFICIARIOS E IMPORTE DE LA NÓMINA AÑO 2011

## ABRIL

| CC.AA.<br>Y/O<br>PROVINCIAS | NÚMERO DE<br>BENEFICIARIOS<br>DISTINTOS | SGIM                      |                  | SATP                      |                  | SMGT                      |                  | T O T A L                 |                  | ASPF                      |
|-----------------------------|---|---------------------------|------------------|---------------------------|------------------|---------------------------|------------------|---------------------------|------------------|---------------------------|
|                             |   | NÚMERO DE<br>PRESTACIONES | IMPORTE<br>BRUTO | NÚMERO DE<br>PRESTACIONES | IMPORTE<br>BRUTO | NÚMERO DE<br>PRESTACIONES | IMPORTE<br>BRUTO | NÚMERO DE<br>PRESTACIONES | IMPORTE<br>BRUTO | NÚMERO DE<br>PRESTACIONES |
| ANDALUCÍA                   | 5.443                                   | 4.452                     | 668.818,89       | 557                       | 32.556,65        | 258                       | 15.348,20        | 5.267                     | 716.723,74       | 1.030                     |
| ALMERÍA                     | 1.192                                   | 1.050                     | 156.741,86       | 97                        | 5.669,65         | 57                        | 3.388,70         | 1.204                     | 165.800,21       | 145                       |
| CÁDIZ                       | 493                                     | 347                       | 52.001,42        | 70                        | 4.091,50         | 60                        | 3.570,00         | 477                       | 59.662,92        | 123                       |
| CÓRDOBA                     | 313                                     | 261                       | 39.096,43        | 52                        | 3.039,40         | 18                        | 1.071,00         | 331                       | 43.206,83        | 40                        |
| GRANADA                     | 278                                     | 173                       | 25.713,16        | 23                        | 1.344,35         | 11                        | 654,50           | 207                       | 27.712,01        | 111                       |
| HUELVA                      | 136                                     | 104                       | 15.585,44        | 8                         | 467,60           | 7                         | 416,50           | 119                       | 16.469,54        | 26                        |
| JAÉN                        | 301                                     | 265                       | 39.569,31        | 27                        | 1.578,15         | 12                        | 714,00           | 304                       | 41.861,46        | 29                        |
| MÁLAGA                      | 2.302                                   | 1.932                     | 292.156,07       | 220                       | 12.859,00        | 59                        | 3.510,50         | 2.211                     | 308.525,57       | 483                       |
| SEVILLA                     | 428                                     | 320                       | 47.955,20        | 60                        | 3.507,00         | 34                        | 2.023,00         | 414                       | 53.485,20        | 73                        |
| ARAGÓN                      | 833                                     | 502                       | 75.027,66        | 58                        | 3.390,10         | 56                        | 3.332,00         | 616                       | 81.749,76        | 310                       |
| HUESCA                      | 113                                     | 78                        | 11.689,08        | 11                        | 642,95           | 3                         | 178,50           | 92                        | 12.510,53        | 33                        |
| TERUEL                      | 64                                      | 39                        | 5.764,07         | 3                         | 175,35           | 7                         | 416,50           | 49                        | 6.355,92         | 18                        |
| ZARAGOZA                    | 656                                     | 385                       | 57.574,51        | 44                        | 2.571,80         | 46                        | 2.737,00         | 475                       | 62.883,31        | 259                       |
| ASTURIAS                    | 978                                     | 792                       | 119.588,28       | 62                        | 3.623,90         | 50                        | 2.975,00         | 904                       | 126.187,18       | 167                       |
| ILLES BALEARS               | 235                                     | 221                       | 33.119,06        | 28                        | 1.636,60         | 12                        | 714,00           | 261                       | 35.469,66        | 5                         |
| CANARIAS                    | 319                                     | 151                       | 22.628,86        | 49                        | 2.864,05         | 54                        | 4.667,50         | 254                       | 30.160,41        | 126                       |
| LAS PALMAS                  | 159                                     | 33                        | 4.945,38         | 6                         | 350,70           | 33                        | 3.418,00         | 72                        | 8.714,08         | 99                        |
| S.C. TENERIFE               | 160                                     | 118                       | 17.683,48        | 43                        | 2.513,35         | 21                        | 1.249,50         | 182                       | 21.446,33        | 27                        |
| CANTABRIA                   | 689                                     | 280                       | 41.960,80        | 56                        | 3.273,20         | 51                        | 3.034,50         | 387                       | 48.268,50        | 372                       |
| CASTILLA Y LEÓN             | 4.052                                   | 1.859                     | 277.887,97       | 284                       | 16.599,80        | 112                       | 6.664,00         | 2.255                     | 301.151,77       | 2.151                     |
| ÁVILA                       | 387                                     | 148                       | 22.078,37        | 25                        | 1.461,25         | 7                         | 416,50           | 180                       | 23.956,12        | 236                       |
| BURGOS                      | 281                                     | 138                       | 20.680,68        | 14                        | 818,30           | 22                        | 1.309,00         | 174                       | 22.807,98        | 129                       |
| LEÓN                        | 1.430                                   | 435                       | 64.937,62        | 42                        | 2.454,90         | 24                        | 1.428,00         | 501                       | 68.820,52        | 977                       |
| PALENCIA                    | 249                                     | 137                       | 20.730,62        | 18                        | 1.052,10         | 13                        | 773,50           | 168                       | 22.556,22        | 104                       |
| SALAMANCA                   | 851                                     | 294                       | 43.932,84        | 61                        | 3.565,45         | 17                        | 1.011,50         | 372                       | 48.509,79        | 570                       |
| SEGOVIA                     | 156                                     | 137                       | 20.429,99        | 38                        | 2.221,10         | 4                         | 238,00           | 179                       | 22.889,09        | 20                        |
| SORIA                       | 108                                     | 101                       | 15.117,92        | 8                         | 467,60           | 1                         | 59,50            | 110                       | 15.645,02        | 10                        |
| VALLADOLID                  | 362                                     | 262                       | 39.097,95        | 35                        | 2.045,75         | 13                        | 773,50           | 310                       | 41.917,20        | 88                        |
| ZAMORA                      | 228                                     | 207                       | 30.881,98        | 43                        | 2.513,35         | 11                        | 654,50           | 261                       | 34.049,83        | 17                        |
| CASTILLA-LA MANCHA          | 3.107                                   | 1.314                     | 196.220,22       | 166                       | 9.702,70         | 64                        | 3.808,00         | 1.544                     | 209.730,92       | 1.761                     |
| ALBACETE                    | 697                                     | 327                       | 47.965,69        | 40                        | 2.338,00         | 21                        | 1.249,50         | 388                       | 51.553,19        | 350                       |
| CIUDAD REAL                 | 916                                     | 173                       | 25.925,78        | 27                        | 1.578,15         | 5                         | 297,50           | 205                       | 27.801,43        | 744                       |
| CUENCA                      | 515                                     | 245                       | 37.161,27        | 28                        | 1.636,60         | 20                        | 1.190,00         | 293                       | 39.987,87        | 264                       |
| GUADALAJARA                 | 193                                     | 125                       | 18.732,50        | 15                        | 876,75           | 3                         | 178,50           | 143                       | 19.787,75        | 68                        |
| TOLEDO                      | 786                                     | 444                       | 66.434,98        | 56                        | 3.273,20         | 15                        | 892,50           | 515                       | 70.600,68        | 335                       |

(Continúa al dorso)

| CC.AA.<br>Y/O<br>PROVINCIAS | NÚMERO DE<br>BENEFICIARIOS<br>DISTINTOS | SGIM                      |                     | SATP                      |                   | SMGT                      |                   | T O T A L                 |                     | ASPF                      |
|-----------------------------|---|---------------------------|---------------------|---------------------------|-------------------|---------------------------|-------------------|---------------------------|---------------------|---------------------------|
|                             |   | NÚMERO DE<br>PRESTACIONES | IMPORTE<br>BRUTO    | NÚMERO DE<br>PRESTACIONES | IMPORTE<br>BRUTO  | NÚMERO DE<br>PRESTACIONES | IMPORTE<br>BRUTO  | NÚMERO DE<br>PRESTACIONES | IMPORTE<br>BRUTO    | NÚMERO DE<br>PRESTACIONES |
| CATALUNYA                   | 1.579                                   | 1.473                     | 220.964,82          | 84                        | 5.026,65          | 111                       | 6.604,50          | 1.668                     | 232.595,97          | 78                        |
| BARCELONA                   | 1.070                                   | 1.000                     | 150.120,90          | 40                        | 2.454,90          | 74                        | 4.403,00          | 1.114                     | 156.978,80          | 44                        |
| GIRONA                      | 126                                     | 121                       | 18.023,40           | 8                         | 467,55            | 8                         | 476,00            | 137                       | 18.966,95           | 8                         |
| LLEIDA                      | 162                                     | 147                       | 22.029,42           | 28                        | 1.636,60          | 11                        | 654,50            | 186                       | 24.320,52           | 14                        |
| TARRAGONA                   | 221                                     | 205                       | 30.791,10           | 8                         | 467,60            | 18                        | 1.071,00          | 231                       | 32.329,70           | 12                        |
| COMUNIDAD VALENCIANA        | 2.790                                   | 1.932                     | 288.195,80          | 190                       | 11.105,50         | 208                       | 12.245,10         | 2.330                     | 311.546,40          | 763                       |
| ALICANTE                    | 1.611                                   | 1.189                     | 177.185,43          | 41                        | 2.396,45          | 96                        | 5.571,50          | 1.326                     | 185.153,38          | 409                       |
| CASTELLÓN                   | 244                                     | 212                       | 31.517,30           | 22                        | 1.285,90          | 17                        | 1.011,50          | 251                       | 33.814,70           | 19                        |
| VALENCIA                    | 935                                     | 531                       | 79.493,07           | 127                       | 7.423,15          | 95                        | 5.662,10          | 753                       | 92.578,32           | 335                       |
| EXTREMADURA                 | 2.254                                   | 1.147                     | 171.190,87          | 119                       | 6.955,55          | 161                       | 9.579,50          | 1.427                     | 187.725,92          | 1.002                     |
| BADAJOS                     | 1.563                                   | 572                       | 85.608,98           | 58                        | 3.390,10          | 99                        | 5.890,50          | 729                       | 94.889,58           | 932                       |
| CÁCERES                     | 691                                     | 575                       | 85.581,89           | 61                        | 3.565,45          | 62                        | 3.689,00          | 698                       | 92.836,34           | 70                        |
| GALICIA                     | 1.458                                   | 743                       | 110.713,53          | 116                       | 6.780,20          | 137                       | 8.151,50          | 996                       | 125.645,23          | 654                       |
| A CORUÑA                    | 509                                     | 294                       | 43.763,73           | 55                        | 3.214,75          | 102                       | 6.069,00          | 451                       | 53.047,48           | 133                       |
| LUGO                        | 100                                     | 35                        | 5.245,10            | 9                         | 526,05            | 22                        | 1.309,00          | 66                        | 7.080,15            | 49                        |
| OURENSE                     | 320                                     | 80                        | 11.927,50           | 5                         | 292,25            | 2                         | 119,00            | 87                        | 12.338,75           | 237                       |
| PONTEVEDRA                  | 529                                     | 334                       | 49.777,20           | 47                        | 2.747,15          | 11                        | 654,50            | 392                       | 53.178,85           | 235                       |
| MADRID                      | 2.865                                   | 1.218                     | 182.484,60          | 172                       | 10.053,40         | 165                       | 9.817,50          | 1.555                     | 202.355,50          | 1.643                     |
| MURCIA                      | 3.916                                   | 2.443                     | 363.268,56          | 100                       | 5.845,00          | 124                       | 7.378,00          | 2.667                     | 376.491,56          | 1.433                     |
| NAVARRA                     | 212                                     | 177                       | 25.943,60           | 37                        | 2.162,71          | 13                        | 714,00            | 227                       | 28.820,31           | 21                        |
| PAÍS VASCO                  | 525                                     | 463                       | 69.328,33           | 50                        | 2.922,50          | 25                        | 1.484,10          | 538                       | 73.734,93           | 271                       |
| ÁLAVA                       | 65                                      | 62                        | 9.291,32            | 12                        | 701,40            | 3                         | 175,70            | 77                        | 10.168,42           | 41                        |
| GUIPÚZCOA                   | 172                                     | 163                       | 24.427,18           | 18                        | 1.052,10          | 9                         | 534,90            | 190                       | 26.014,18           | 194                       |
| VIZCAYA                     | 288                                     | 238                       | 35.609,83           | 20                        | 1.169,00          | 13                        | 773,50            | 271                       | 37.552,33           | 36                        |
| LA RIOJA                    | 210                                     | 129                       | 19.331,94           | 10                        | 584,50            | 4                         | 238,00            | 143                       | 20.154,44           | 80                        |
| CEUTA                       | 183                                     | 101                       | 15.135,86           | 17                        | 993,65            | 68                        | 4.402,40          | 186                       | 20.531,91           | 43                        |
| MELILLA                     | 449                                     | 119                       | 17.833,34           | 13                        | 759,85            | 327                       | 20.171,70         | 459                       | 38.764,89           | 17                        |
| <b>TOTAL ESTADO</b>         | <b>32.097</b>                           | <b>19.516</b>             | <b>2.919.642,99</b> | <b>2.168</b>              | <b>126.836,51</b> | <b>2.000</b>              | <b>121.329,50</b> | <b>23.684</b>             | <b>3.167.809,00</b> | <b>11.927</b>             |

2b PRESTACIONES LISMI: DATOS DE LA GESTIÓN MENSUAL Y ANUAL

## PRESTACIONES DEL REAL DECRETO 383/1984, DE 1 DE JULIO (LISMI) DATOS DE GESTIÓN CORRESPONDIENTES AL MES DE ABRIL DE 2011

| CC.AA.<br>Y/O<br>PROVINCIAS | SUBSIDIO DE MOVILIDAD Y COMPENSACIÓN PARA |       |                                 |                     |         |          | ASISTENCIA SANITARIA Y PRESTACIÓN FARMACÉUTICA |       |                              |         |          |       | TOTAL PRESTACIONES |                     |         |   |        |    |
|-----------------------------|---|-------|---------------------------------|---------------------|---------|----------|--|-------|------------------------------|---------|----------|-------|--------------------|---------------------|---------|---|--------|----|
|                             | PTES.                                     |       | GASTOS DE TRANSPORTE (S.M.G.T.) |                     |         | PTES.    | PTES.  |       | PARA MINUSVÁLIDOS (A.S.P.F.) |         |          | PTES. | L I S M I          |                     | PTES.   |   |        |    |
|                             | MES ANT.                                  | SOLC. | REST.                           | APRB. (nº y % C.R.) | FIN MES | MES ANT. | SOLC.  | REST. | APRB. (nº y % C.R.)          | FIN MES | MES ANT. | SOLC. | REST.              | APRB. (nº y % C.R.) | FIN MES |   |        |    |
| ANDALUCÍA                   | 4   | 2     | 3                               | 0                   | -       | 3        | 8  | 5     | 6                            | 1       | 16,67    | 7     | 12                 | 7                   | 9       | 1 | 11,11  | 10 |
| ALMERÍA                     | 2   | 1     | 1                               | 0                   | -       | 2        | 1  | 3     | 3                            | 1       | 33,33    | 1     | 3                  | 4                   | 4       | 1 | 25,00  | 3  |
| CÁDIZ                       | 2   | 0     | 1                               | 0                   | -       | 1        | 2  | 0     | 2                            | 0       | -        | 0     | 4                  | 0                   | 3       | 0 | -      | 1  |
| CÓRDOBA                     | 0   | 0     | 0                               | 0                   | -       | 0        | 0  | 0     | 0                            | 0       | -        | 0     | 0                  | 0                   | 0       | 0 | -      | 0  |
| GRANADA                     | 1   | 0     | 0                               | 0                   | -       | 1        | 2  | 0     | 0                            | 0       | -        | 2     | 3                  | 0                   | 0       | 0 | -      | 3  |
| HUELVA                      | 1   | 0     | 0                               | 0                   | -       | 1        | 0  | 1     | 0                            | 0       | -        | 1     | 1                  | 1                   | 0       | 0 | -      | 2  |
| JAÉN                        | 0   | 0     | 0                               | 0                   | -       | 0        | 0  | 0     | 0                            | 0       | -        | 0     | 0                  | 0                   | 0       | 0 | -      | 0  |
| MÁLAGA                      | 1   | 0     | 0                               | 0                   | -       | 1        | 2  | 1     | 1                            | 0       | -        | 2     | 3                  | 1                   | 1       | 0 | -      | 3  |
| SEVILLA                     | 1   | 1     | 1                               | 0                   | -       | 1        | 1  | 0     | 0                            | 0       | -        | 1     | 2                  | 1                   | 1       | 0 | -      | 2  |
| ARAGÓN                      | 0   | 0     | 0                               | 0                   | -       | 0        | 3  | 5     | 7                            | 6       | 85,71    | 1     | 3                  | 5                   | 7       | 6 | 85,71  | 1  |
| HUESCA                      | 0   | 0     | 0                               | 0                   | -       | 0        | 0  | 1     | 1                            | 1       | 100,00   | 0     | 0                  | 1                   | 1       | 1 | 100,00 | 0  |
| TERUEL                      | 0   | 0     | 0                               | 0                   | -       | 0        | 0  | 0     | 0                            | 0       | -        | 0     | 0                  | 0                   | 0       | 0 | -      | 0  |
| ZARAGOZA                    | 0   | 0     | 0                               | 0                   | -       | 0        | 3  | 4     | 6                            | 5       | 83,33    | 1     | 3                  | 4                   | 6       | 5 | 83,33  | 1  |
| ASTURIAS                    | 2   | 0     | 0                               | 0                   | -       | 2        | 5  | 6     | 6                            | 5       | 83,33    | 5     | 7                  | 6                   | 6       | 5 | 83,33  | 7  |
| ILLES BALEARS               | 0   | 0     | 0                               | 0                   | -       | 0        | 0  | 0     | 0                            | 0       | -        | 0     | 0                  | 0                   | 0       | 0 | -      | 0  |
| CANARIAS                    | 6   | 1     | 1                               | 0                   | -       | 6        | 1  | 3     | 2                            | 1       | 50,00    | 2     | 7                  | 4                   | 3       | 1 | 33,33  | 8  |
| LAS PALMAS                  | 5   | 1     | 1                               | 0                   | -       | 5        | 0  | 2     | 1                            | 1       | 100,00   | 1     | 5                  | 3                   | 2       | 1 | 50,00  | 6  |
| S.C. TENERIFE               | 1   | 0     | 0                               | 0                   | -       | 1        | 1  | 1     | 1                            | 0       | -        | 1     | 2                  | 1                   | 1       | 0 | -      | 2  |
| CANTABRIA                   | 1   | 0     | 1                               | 0                   | -       | 0        | 0  | 0     | 0                            | 0       | -        | 0     | 1                  | 0                   | 1       | 0 | -      | 0  |
| CASTILLA Y LEÓN             | 1   | 0     | 0                               | 0                   | -       | 1        | 2  | 7     | 7                            | 6       | 85,71    | 2     | 3                  | 7                   | 7       | 6 | 85,71  | 3  |
| ÁVILA                       | 1   | 0     | 0                               | 0                   | -       | 1        | 1  | 0     | 0                            | 0       | -        | 1     | 2                  | 0                   | 0       | 0 | -      | 2  |
| BURGOS                      | 0   | 0     | 0                               | 0                   | -       | 0        | 0  | 2     | 1                            | 1       | 100,00   | 1     | 0                  | 2                   | 1       | 1 | 100,00 | 1  |
| LEÓN                        | 0   | 0     | 0                               | 0                   | -       | 0        | 0  | 0     | 0                            | 0       | -        | 0     | 0                  | 0                   | 0       | 0 | -      | 0  |
| PALENCIA                    | 0   | 0     | 0                               | 0                   | -       | 0        | 0  | 0     | 0                            | 0       | -        | 0     | 0                  | 0                   | 0       | 0 | -      | 0  |
| SALAMANCA                   | 0   | 0     | 0                               | 0                   | -       | 0        | 1  | 3     | 4                            | 3       | 75,00    | 0     | 1                  | 3                   | 4       | 3 | 75,00  | 0  |
| SEGOVIA                     | 0   | 0     | 0                               | 0                   | -       | 0        | 0  | 0     | 0                            | 0       | -        | 0     | 0                  | 0                   | 0       | 0 | -      | 0  |
| SORIA                       | 0   | 0     | 0                               | 0                   | -       | 0        | 0  | 0     | 0                            | 0       | -        | 0     | 0                  | 0                   | 0       | 0 | -      | 0  |
| VALLADOLID                  | 0   | 0     | 0                               | 0                   | -       | 0        | 0  | 2     | 2                            | 2       | 100,00   | 0     | 0                  | 2                   | 2       | 2 | 100,00 | 0  |
| ZAMORA                      | 0   | 0     | 0                               | 0                   | -       | 0        | 0  | 0     | 0                            | 0       | -        | 0     | 0                  | 0                   | 0       | 0 | -      | 0  |
| CASTILLA-LA MANCHA          | 0   | 0     | 0                               | 0                   | -       | 0        | 0  | 1     | 1                            | 0       | -        | 0     | 0                  | 1                   | 1       | 0 | -      | 0  |
| ALBACETE                    | 0   | 0     | 0                               | 0                   | -       | 0        | 0  | 0     | 0                            | 0       | -        | 0     | 0                  | 0                   | 0       | 0 | -      | 0  |
| CIUDAD REAL                 | 0   | 0     | 0                               | 0                   | -       | 0        | 0  | 0     | 0                            | 0       | -        | 0     | 0                  | 0                   | 0       | 0 | -      | 0  |
| CUENCA                      | 0   | 0     | 0                               | 0                   | -       | 0        | 0  | 0     | 0                            | 0       | -        | 0     | 0                  | 0                   | 0       | 0 | -      | 0  |
| GUADALAJARA                 | 0   | 0     | 0                               | 0                   | -       | 0        | 0  | 1     | 1                            | 0       | -        | 0     | 0                  | 1                   | 1       | 0 | -      | 0  |
| TOLEDO                      | 0   | 0     | 0                               | 0                   | -       | 0        | 0  | 0     | 0                            | 0       | -        | 0     | 0                  | 0                   | 0       | 0 | -      | 0  |

(Continúa al dorso)

| CC.AA.<br>Y/O<br>PROVINCIAS | SUBSIDIO DE MOVILIDAD Y COMPENSACIÓN PARA |                                 |       |                     |               | ASISTENCIA SANITARIA Y PRESTACIÓN FARMACÉUTICA |                              |       |                     |               | TOTAL PRESTACIONES |           |       |                     |               |   |        |    |
|-----------------------------|---|---------------------------------|-------|---------------------|---------------|--|------------------------------|-------|---------------------|---------------|--------------------|-----------|-------|---------------------|---------------|---|--------|----|
|                             | PTE.<br>AÑO ANT.                          | GASTOS DE TRANSPORTE (S.M.G.T.) |       |                     | PTE.<br>FINAL | PTE.<br>AÑO ANT.                               | PARA MINUSVÁLIDOS (A.S.P.F.) |       |                     | PTE.<br>FINAL | PTE.<br>AÑO ANT.   | L I S M I |       |                     | PTE.<br>FINAL |   |        |    |
|                             |   | SOLC.                           | REST. | APRB. (nº y % C.R.) |               |  | SOLC.                        | REST. | APRB. (nº y % C.R.) |               |                    | SOLC.     | REST. | APRB. (nº y % C.R.) |               |   |        |    |
| CATALUNYA                   | 3   | 4                               | 1     | 0                   | -             | 6  | 0                            | 0     | 0                   | 0             | -                  | 0         | 3     | 4                   | 1             | 0 | -      | 6  |
| BARCELONA                   | 3   | 4                               | 1     | 0                   | -             | 6  | 0                            | 0     | 0                   | 0             | -                  | 0         | 3     | 4                   | 1             | 0 | -      | 6  |
| GIRONA                      | 0   | 0                               | 0     | 0                   | -             | 0  | 0                            | 0     | 0                   | 0             | -                  | 0         | 0     | 0                   | 0             | 0 | -      | 0  |
| LLEIDA                      | 0   | 0                               | 0     | 0                   | -             | 0  | 0                            | 0     | 0                   | 0             | -                  | 0         | 0     | 0                   | 0             | 0 | -      | 0  |
| TARRAGONA                   | 0   | 0                               | 0     | 0                   | -             | 0  | 0                            | 0     | 0                   | 0             | -                  | 0         | 0     | 0                   | 0             | 0 | -      | 0  |
| COMUNIDAD VALENCIANA        | 15  | 0                               | 3     | 0                   | -             | 12   | 2                            | 0     | 1                   | 0             | -                  | 1         | 17    | 0                   | 4             | 0 | -      | 13 |
| ALICANTE                    | 0   | 0                               | 0     | 0                   | -             | 0  | 0                            | 0     | 0                   | 0             | -                  | 0         | 0     | 0                   | 0             | 0 | -      | 0  |
| CASTELLÓN                   | 0   | 0                               | 0     | 0                   | -             | 0  | 0                            | 0     | 0                   | 0             | -                  | 0         | 0     | 0                   | 0             | 0 | -      | 0  |
| VALENCIA                    | 15  | 0                               | 3     | 0                   | -             | 12   | 2                            | 0     | 1                   | 0             | -                  | 1         | 17    | 0                   | 4             | 0 | -      | 13 |
| EXTREMADURA                 | 2   | 0                               | 0     | 0                   | -             | 2  | 0                            | 0     | 0                   | 0             | -                  | 0         | 2     | 0                   | 0             | 0 | -      | 2  |
| BADAJOS                     | 2   | 0                               | 0     | 0                   | -             | 2  | 0                            | 0     | 0                   | 0             | -                  | 0         | 2     | 0                   | 0             | 0 | -      | 2  |
| CÁCERES                     | 0   | 0                               | 0     | 0                   | -             | 0  | 0                            | 0     | 0                   | 0             | -                  | 0         | 0     | 0                   | 0             | 0 | -      | 0  |
| GALICIA                     | 3   | 0                               | 1     | 0                   | -             | 2  | 1                            | 7     | 4                   | 3             | 75,00              | 4         | 4     | 7                   | 5             | 3 | 60,00  | 6  |
| A CORUÑA                    | 1   | 0                               | 0     | 0                   | -             | 1  | 0                            | 1     | 0                   | 0             | -                  | 1         | 1     | 1                   | 0             | 0 | -      | 2  |
| LUGO                        | 0   | 0                               | 0     | 0                   | -             | 0  | 0                            | 1     | 0                   | 0             | -                  | 1         | 0     | 1                   | 0             | 0 | -      | 1  |
| OURENSE                     | 0   | 0                               | 0     | 0                   | -             | 0  | 1                            | 2     | 2                   | 1             | 50,00              | 1         | 1     | 2                   | 2             | 1 | 50,00  | 1  |
| PONTEVEDRA                  | 2   | 0                               | 1     | 0                   | -             | 1  | 0                            | 3     | 2                   | 2             | 100,00             | 1         | 2     | 3                   | 3             | 2 | 66,67  | 2  |
| MADRID                      | 1   | 3                               | 2     | 0                   | -             | 2  | 3                            | 0     | 1                   | 1             | 100,00             | 2         | 4     | 3                   | 3             | 1 | 33,33  | 4  |
| MURCIA                      | 1   | 0                               | 1     | 0                   | -             | 0  | 1                            | 0     | 1                   | 0             | -                  | 0         | 2     | 0                   | 2             | 0 | -      | 0  |
| NAVARRA                     | 0   | 0                               | 0     | 0                   | -             | 0  | 1                            | 0     | 1                   | 0             | -                  | 0         | 1     | 0                   | 1             | 0 | -      | 0  |
| PAÍS VASCO                  | 4   | 1                               | 1     | 1                   | 100,00        | 4  | 14                           | 1     | 1                   | 1             | 100,00             | 14        | 18    | 2                   | 2             | 2 | 100,00 | 18 |
| ÁLAVA                       | 0   | 1                               | 1     | 1                   | 100,00        | 0  | 0                            | 0     | 0                   | 0             | -                  | 0         | 0     | 1                   | 1             | 1 | 100,00 | 0  |
| GUIPÚZCOA                   | 4   | 0                               | 0     | 0                   | -             | 4  | 13                           | 1     | 0                   | 0             | -                  | 14        | 17    | 1                   | 0             | 0 | -      | 18 |
| VIZCAYA                     | 0   | 0                               | 0     | 0                   | -             | 0  | 1                            | 0     | 1                   | 1             | 100,00             | 0         | 1     | 0                   | 1             | 1 | 100,00 | 0  |
| LA RIOJA                    | 0   | 0                               | 0     | 0                   | -             | 0  | 0                            | 1     | 0                   | 0             | -                  | 1         | 0     | 1                   | 0             | 0 | -      | 1  |
| CEUTA                       | 4   | 0                               | 0     | 0                   | -             | 4  | 0                            | 0     | 0                   | 0             | -                  | 0         | 4     | 0                   | 0             | 0 | -      | 4  |
| MELILLA                     | 37  | 9                               | 13    | 7                   | 53,85         | 33   | 0                            | 0     | 0                   | 0             | -                  | 0         | 37    | 9                   | 13            | 7 | 53,85  | 33 |

|              |    |    |    |   |       |    |    |    |    |    |       |    |     |    |    |    |       |     |
|--------------|----|----|----|---|-------|----|----|----|----|----|-------|----|-----|----|----|----|-------|-----|
| TOTAL ESTADO | 84 | 20 | 27 | 8 | 29,63 | 77 | 41 | 36 | 38 | 24 | 63,16 | 39 | 125 | 56 | 65 | 32 | 49,23 | 116 |
|--------------|----|----|----|---|-------|----|----|----|----|----|-------|----|-----|----|----|----|-------|-----|

## PRESTACIONES DEL REAL DECRETO 383/1984, DE 1 DE SEPTIEMBRE (LISMI)

### DATOS DE GESTIÓN CORRESPONDIENTES AL AÑO 2011 HASTA ABRIL

| CC.AA.<br>Y/O<br>PROVINCIAS | SUBSIDIO DE MOVILIDAD Y COMPENSACIÓN PARA |                                 |       |                     |               | ASISTENCIA SANITARIA Y PRESTACIÓN FARMACÉUTICA |                              |       |                     |               | TOTAL PRESTACIONES |       |       |                     |               |    |        |    |
|-----------------------------|---|---------------------------------|-------|---------------------|---------------|--|------------------------------|-------|---------------------|---------------|--------------------|-------|-------|---------------------|---------------|----|--------|----|
|                             | PTE.<br>AÑO ANT.                          | GASTOS DE TRANSPORTE (S.M.G.T.) |       |                     | PTE.<br>FINAL | PTE.<br>AÑO ANT.                               | PARA MINUSVÁLIDOS (A.S.P.F.) |       |                     | PTE.<br>FINAL | PTE.<br>AÑO ANT.   | LISMI |       |                     | PTE.<br>FINAL |    |        |    |
|                             |   | SOLC.                           | REST. | APRB. (nº y % C.R.) |               |  | SOLC.                        | REST. | APRB. (nº y % C.R.) |               |                    | SOLC. | REST. | APRB. (nº y % C.R.) |               |    |        |    |
| ANDALUCÍA                   | 3   | 13                              | 13    | 1                   | 7,69          | 3  | 6                            | 24    | 23                  | 5             | 21,74              | 7     | 9     | 37                  | 36            | 6  | 16,67  | 10 |
| ALMERÍA                     | 0   | 6                               | 4     | 0                   | -             | 2  | 3                            | 9     | 11                  | 5             | 45,45              | 1     | 3     | 15                  | 15            | 5  | 33,33  | 3  |
| CÁDIZ                       | 2   | 3                               | 4     | 1                   | 25,00         | 1  | 1                            | 2     | 3                   | 0             | -                  | 0     | 3     | 5                   | 7             | 1  | 14,29  | 1  |
| CÓRDOBA                     | 0   | 1                               | 1     | 0                   | -             | 0  | 0                            | 1     | 1                   | 0             | -                  | 0     | 0     | 2                   | 2             | 0  | -      | 0  |
| GRANADA                     | 0   | 1                               | 0     | 0                   | -             | 1  | 0                            | 3     | 1                   | 0             | -                  | 2     | 0     | 4                   | 1             | 0  | -      | 3  |
| HUELVA                      | 0   | 1                               | 0     | 0                   | -             | 1  | 0                            | 1     | 0                   | 0             | -                  | 1     | 0     | 2                   | 0             | 0  | -      | 2  |
| JAÉN                        | 0   | 0                               | 0     | 0                   | -             | 0  | 0                            | 0     | 0                   | 0             | -                  | 0     | 0     | 0                   | 0             | 0  | -      | 0  |
| MÁLAGA                      | 0   | 1                               | 0     | 0                   | -             | 1  | 1                            | 3     | 2                   | 0             | -                  | 2     | 1     | 4                   | 2             | 0  | -      | 3  |
| SEVILLA                     | 1   | 4                               | 4     | 0                   | -             | 1  | 1                            | 5     | 5                   | 0             | -                  | 1     | 2     | 9                   | 9             | 0  | -      | 2  |
| ARAGÓN                      | 1   | 4                               | 5     | 0                   | -             | 0  | 3                            | 13    | 15                  | 10            | 66,67              | 1     | 4     | 17                  | 20            | 10 | 50,00  | 1  |
| HUESCA                      | 0   | 0                               | 0     | 0                   | -             | 0  | 0                            | 1     | 1                   | 1             | 100,00             | 0     | 0     | 1                   | 1             | 1  | 100,00 | 0  |
| TERUEL                      | 0   | 0                               | 0     | 0                   | -             | 0  | 0                            | 0     | 0                   | 0             | -                  | 0     | 0     | 0                   | 0             | 0  | -      | 0  |
| ZARAGOZA                    | 1   | 4                               | 5     | 0                   | -             | 0  | 3                            | 12    | 14                  | 9             | 64,29              | 1     | 4     | 16                  | 19            | 9  | 47,37  | 1  |
| ASTURIAS                    | 1   | 1                               | 0     | 0                   | -             | 2  | 1                            | 17    | 13                  | 6             | 46,15              | 5     | 2     | 18                  | 13            | 6  | 46,15  | 7  |
| ILLES BALEARS               | 0   | 0                               | 0     | 0                   | -             | 0  | 0                            | 0     | 0                   | 0             | -                  | 0     | 0     | 0                   | 0             | 0  | -      | 0  |
| CANARIAS                    | 7   | 6                               | 7     | 4                   | 57,14         | 6  | 2                            | 3     | 3                   | 1             | 33,33              | 2     | 9     | 9                   | 10            | 5  | 50,00  | 8  |
| LAS PALMAS                  | 5   | 5                               | 5     | 4                   | 80,00         | 5  | 1                            | 2     | 2                   | 1             | 50,00              | 1     | 6     | 7                   | 7             | 5  | 71,43  | 6  |
| S.C. TENERIFE               | 2   | 1                               | 2     | 0                   | -             | 1  | 1                            | 1     | 1                   | 0             | -                  | 1     | 3     | 2                   | 3             | 0  | -      | 2  |
| CANTABRIA                   | 0   | 1                               | 1     | 0                   | -             | 0  | 0                            | 0     | 0                   | 0             | -                  | 0     | 0     | 1                   | 1             | 0  | -      | 0  |
| CASTILLA Y LEÓN             | 0   | 3                               | 2     | 0                   | -             | 1  | 3                            | 20    | 21                  | 17            | 80,95              | 2     | 3     | 23                  | 23            | 17 | 73,91  | 3  |
| ÁVILA                       | 0   | 1                               | 0     | 0                   | -             | 1  | 0                            | 1     | 0                   | 0             | -                  | 1     | 0     | 2                   | 0             | 0  | -      | 2  |
| BURGOS                      | 0   | 1                               | 1     | 0                   | -             | 0  | 3                            | 2     | 4                   | 3             | 75,00              | 1     | 3     | 3                   | 5             | 3  | 60,00  | 1  |
| LEÓN                        | 0   | 0                               | 0     | 0                   | -             | 0  | 0                            | 0     | 0                   | 0             | -                  | 0     | 0     | 0                   | 0             | 0  | -      | 0  |
| PALENCIA                    | 0   | 0                               | 0     | 0                   | -             | 0  | 0                            | 0     | 0                   | 0             | -                  | 0     | 0     | 0                   | 0             | 0  | -      | 0  |
| SALAMANCA                   | 0   | 0                               | 0     | 0                   | -             | 0  | 0                            | 14    | 14                  | 12            | 85,71              | 0     | 0     | 14                  | 14            | 12 | 85,71  | 0  |
| SEGOVIA                     | 0   | 0                               | 0     | 0                   | -             | 0  | 0                            | 0     | 0                   | 0             | -                  | 0     | 0     | 0                   | 0             | 0  | -      | 0  |
| SORIA                       | 0   | 0                               | 0     | 0                   | -             | 0  | 0                            | 0     | 0                   | 0             | -                  | 0     | 0     | 0                   | 0             | 0  | -      | 0  |
| VALLADOLID                  | 0   | 0                               | 0     | 0                   | -             | 0  | 0                            | 2     | 2                   | 2             | 100,00             | 0     | 0     | 2                   | 2             | 2  | 100,00 | 0  |
| ZAMORA                      | 0   | 1                               | 1     | 0                   | -             | 0  | 0                            | 1     | 1                   | 0             | -                  | 0     | 0     | 2                   | 2             | 0  | -      | 0  |
| CASTILLA-LA MANCHA          | 0   | 4                               | 4     | 0                   | -             | 0  | 1                            | 2     | 3                   | 0             | -                  | 0     | 1     | 6                   | 7             | 0  | -      | 0  |
| ALBACETE                    | 0   | 0                               | 0     | 0                   | -             | 0  | 0                            | 0     | 0                   | 0             | -                  | 0     | 0     | 0                   | 0             | 0  | -      | 0  |
| CIUDAD REAL                 | 0   | 2                               | 2     | 0                   | -             | 0  | 0                            | 0     | 0                   | 0             | -                  | 0     | 0     | 2                   | 2             | 0  | -      | 0  |
| CUENCA                      | 0   | 2                               | 2     | 0                   | -             | 0  | 0                            | 0     | 0                   | 0             | -                  | 0     | 0     | 2                   | 2             | 0  | -      | 0  |
| GUADALAJARA                 | 0   | 0                               | 0     | 0                   | -             | 0  | 1                            | 2     | 3                   | 0             | -                  | 0     | 1     | 2                   | 3             | 0  | -      | 0  |
| TOLEDO                      | 0   | 0                               | 0     | 0                   | -             | 0  | 0                            | 0     | 0                   | 0             | -                  | 0     | 0     | 0                   | 0             | 0  | -      | 0  |

(Continúa al dorso)

| CC.AA.<br>Y/O<br>PROVINCIAS | SUBSIDIO DE MOVILIDAD Y COMPENSACIÓN PARA |                                 |            |                     |              |               | ASISTENCIA SANITARIA Y PRESTACIÓN FARMACÉUTICA |                              |            |                     |              |               | TOTAL PRESTACIONES |            |            |                     |              |               |
|-----------------------------|---|---------------------------------|------------|---------------------|--------------|---------------|--|------------------------------|------------|---------------------|--------------|---------------|--------------------|------------|------------|---------------------|--------------|---------------|
|                             | PTE.<br>AÑO ANT.                          | GASTOS DE TRANSPORTE (S.M.G.T.) |            |                     |              | PTE.<br>FINAL | PTE.<br>AÑO ANT.                               | PARA MINUSVÁLIDOS (A.S.P.F.) |            |                     |              | PTE.<br>FINAL | PTE.<br>AÑO ANT.   | L I S M I  |            |                     |              | PTE.<br>FINAL |
|                             |   | SOLC.                           | REST.      | APRB. (nº y % C.R.) |              |               |  | SOLC.                        | REST.      | APRB. (nº y % C.R.) |              |               |                    | SOLC.      | REST.      | APRB. (nº y % C.R.) |              |               |
| CATALUNYA                   | 2   | 11                              | 7          | 0                   | -            | 6             | 1  | 0                            | 1          | 0                   | -            | 0             | 3                  | 11         | 8          | 0                   | -            | 6             |
| BARCELONA                   | 2   | 11                              | 7          | 0                   | -            | 6             | 1  | 0                            | 1          | 0                   | -            | 0             | 3                  | 11         | 8          | 0                   | -            | 6             |
| GIRONA                      | 0   | 0                               | 0          | 0                   | -            | 0             | 0  | 0                            | 0          | 0                   | -            | 0             | 0                  | 0          | 0          | 0                   | -            | 0             |
| LLEIDA                      | 0   | 0                               | 0          | 0                   | -            | 0             | 0  | 0                            | 0          | 0                   | -            | 0             | 0                  | 0          | 0          | 0                   | -            | 0             |
| TARRAGONA                   | 0   | 0                               | 0          | 0                   | -            | 0             | 0  | 0                            | 0          | 0                   | -            | 0             | 0                  | 0          | 0          | 0                   | -            | 0             |
| COMUNIDAD VALENCIANA        | 17  | 5                               | 10         | 5                   | 50,00        | 12            | 1  | 4                            | 4          | 1                   | 25,00        | 1             | 18                 | 9          | 14         | 6                   | 42,86        | 13            |
| ALICANTE                    | 0   | 3                               | 3          | 1                   | 33,33        | 0             | 0  | 3                            | 3          | 1                   | 33,33        | 0             | 0                  | 6          | 6          | 2                   | 33,33        | 0             |
| CASTELLÓN                   | 0   | 0                               | 0          | 0                   | -            | 0             | 0  | 0                            | 0          | 0                   | -            | 0             | 0                  | 0          | 0          | 0                   | -            | 0             |
| VALENCIA                    | 17  | 2                               | 7          | 4                   | 57,14        | 12            | 1  | 1                            | 1          | 0                   | -            | 1             | 18                 | 3          | 8          | 4                   | 50,00        | 13            |
| EXTREMADURA                 | 4   | 0                               | 2          | 0                   | -            | 2             | 0  | 1                            | 1          | 1                   | 100,00       | 0             | 4                  | 1          | 3          | 1                   | 33,33        | 2             |
| BADAJOZ                     | 3   | 0                               | 1          | 0                   | -            | 2             | 0  | 0                            | 0          | 0                   | -            | 0             | 3                  | 0          | 1          | 0                   | -            | 2             |
| CÁCERES                     | 1   | 0                               | 1          | 0                   | -            | 0             | 0  | 1                            | 1          | 1                   | 100,00       | 0             | 1                  | 1          | 2          | 1                   | 50,00        | 0             |
| GALICIA                     | 2   | 3                               | 3          | 0                   | -            | 2             | 0  | 15                           | 11         | 8                   | 72,73        | 4             | 2                  | 18         | 14         | 8                   | 57,14        | 6             |
| A CORUÑA                    | 1   | 1                               | 1          | 0                   | -            | 1             | 0  | 2                            | 1          | 0                   | -            | 1             | 1                  | 3          | 2          | 0                   | -            | 2             |
| LUGO                        | 0   | 0                               | 0          | 0                   | -            | 0             | 0  | 1                            | 0          | 0                   | -            | 1             | 0                  | 1          | 0          | 0                   | -            | 1             |
| OURENSE                     | 0   | 0                               | 0          | 0                   | -            | 0             | 0  | 5                            | 4          | 2                   | 50,00        | 1             | 0                  | 5          | 4          | 2                   | 50,00        | 1             |
| PONTEVEDRA                  | 1   | 2                               | 2          | 0                   | -            | 1             | 0  | 7                            | 6          | 6                   | 100,00       | 1             | 1                  | 9          | 8          | 6                   | 75,00        | 2             |
| MADRID                      | 3   | 10                              | 11         | 2                   | 18,18        | 2             | 3  | 10                           | 11         | 4                   | 36,36        | 2             | 6                  | 20         | 22         | 6                   | 27,27        | 4             |
| MURCIA                      | 5   | 0                               | 5          | 3                   | 60,00        | 0             | 1  | 1                            | 2          | 0                   | -            | 0             | 6                  | 1          | 7          | 3                   | 42,86        | 0             |
| NAVARRA                     | 0   | 0                               | 0          | 0                   | -            | 0             | 1  | 1                            | 2          | 0                   | -            | 0             | 1                  | 1          | 2          | 0                   | -            | 0             |
| PAÍS VASCO                  | 3   | 6                               | 5          | 1                   | 20,00        | 4             | 14   | 3                            | 3          | 2                   | 66,67        | 14            | 17                 | 9          | 8          | 3                   | 37,50        | 18            |
| ÁLAVA                       | 0   | 1                               | 1          | 1                   | 100,00       | 0             | 0  | 0                            | 0          | 0                   | -            | 0             | 0                  | 1          | 1          | 1                   | 100,00       | 0             |
| GUIPÚZCOA                   | 3   | 1                               | 0          | 0                   | -            | 4             | 14   | 1                            | 1          | 0                   | -            | 14            | 17                 | 2          | 1          | 0                   | -            | 18            |
| VIZCAYA                     | 0   | 4                               | 4          | 0                   | -            | 0             | 0  | 2                            | 2          | 2                   | 100,00       | 0             | 0                  | 6          | 6          | 2                   | 33,33        | 0             |
| LA RIOJA                    | 0   | 0                               | 0          | 0                   | -            | 0             | 0  | 1                            | 0          | 0                   | -            | 1             | 0                  | 1          | 0          | 0                   | -            | 1             |
| CEUTA                       | 2   | 5                               | 3          | 2                   | 66,67        | 4             | 0  | 2                            | 2          | 2                   | 100,00       | 0             | 2                  | 7          | 5          | 4                   | 80,00        | 4             |
| MELILLA                     | 25  | 41                              | 33         | 21                  | 63,64        | 33            | 0  | 0                            | 0          | 0                   | -            | 0             | 25                 | 41         | 33         | 21                  | 63,64        | 33            |
| <b>TOTAL ESTADO</b>         | <b>75</b>                                 | <b>113</b>                      | <b>111</b> | <b>39</b>           | <b>35,14</b> | <b>77</b>     | <b>37</b>                                      | <b>117</b>                   | <b>115</b> | <b>57</b>           | <b>49,57</b> | <b>39</b>     | <b>112</b>         | <b>230</b> | <b>226</b> | <b>96</b>           | <b>42,48</b> | <b>116</b>    |

**2c REVISIONES DE OFICIO E INSTANCIA DE PARTE: DATOS DE LA GESTIÓN MENSUAL Y ANUAL**

**PRESTACIONES DEL REAL DECRETO 383/1984, DE 1 DE FEBRERO (LISMI)  
REVISIONES DE OFICIO E INSTANCIA DE PARTE EFECTUADAS DE SGIM  
DATOS DE GESTIÓN CORRESPONDIENTES AL MES DE ABRIL DE 2011**

| CC.AA.<br>Y/O<br>PROVINCIAS | REVISIONES EFECTUADAS |                      |              |       | CAUSAS DE EXTINCIÓN DEL DERECHO |                     |                            |                       |               |                   |       |
|-----------------------------|-----------------------|----------------------|--------------|-------|---------------------------------|---------------------|----------------------------|-----------------------|---------------|-------------------|-------|
|                             | Modifica.<br>Cuantía  | Extinción<br>Derecho | Suspensión   |       | TOTAL                           | Recursos<br>Propios | Prestación<br>Incompatible | Pérdida<br>Residencia | Fallecimiento | Grado y<br>Baremo | TOTAL |
|                             |                       |                      | Act. Laboral | Otras |                                 |                     |                            |                       |               |                   |       |
| ANDALUCÍA                   | 1                     | 51                   | 0            | 0     | 52                              | 25                  | 11                         | 0                     | 15            | 0                 | 51    |
| ALMERÍA                     | 1                     | 9                    | 0            | 0     | 10                              | 4                   | 0                          | 0                     | 5             | 0                 | 9     |
| CÁDIZ                       | 0                     | 2                    | 0            | 0     | 2                               | 0                   | 2                          | 0                     | 0             | 0                 | 2     |
| CÓRDOBA                     | 0                     | 4                    | 0            | 0     | 4                               | 1                   | 1                          | 0                     | 2             | 0                 | 4     |
| GRANADA                     | 0                     | 2                    | 0            | 0     | 2                               | 0                   | 1                          | 0                     | 1             | 0                 | 2     |
| HUELVA                      | 0                     | 1                    | 0            | 0     | 1                               | 1                   | 0                          | 0                     | 0             | 0                 | 1     |
| JAÉN                        | 0                     | 3                    | 0            | 0     | 3                               | 2                   | 0                          | 0                     | 1             | 0                 | 3     |
| MÁLAGA                      | 0                     | 21                   | 0            | 0     | 21                              | 14                  | 4                          | 0                     | 3             | 0                 | 21    |
| SEVILLA                     | 0                     | 9                    | 0            | 0     | 9                               | 3                   | 3                          | 0                     | 3             | 0                 | 9     |
| ARAGÓN                      | 0                     | 1                    | 0            | 0     | 1                               | 0                   | 1                          | 0                     | 0             | 0                 | 1     |
| HUESCA                      | 0                     | 1                    | 0            | 0     | 1                               | 0                   | 1                          | 0                     | 0             | 0                 | 1     |
| TERUEL                      | 0                     | 0                    | 0            | 0     | 0                               | 0                   | 0                          | 0                     | 0             | 0                 | 0     |
| ZARAGOZA                    | 0                     | 0                    | 0            | 0     | 0                               | 0                   | 0                          | 0                     | 0             | 0                 | 0     |
| ASTURIAS                    | 0                     | 12                   | 0            | 0     | 12                              | 0                   | 8                          | 0                     | 4             | 0                 | 12    |
| ILLES BALEARS               | 0                     | 3                    | 0            | 1     | 4                               | 0                   | 2                          | 0                     | 1             | 0                 | 3     |
| CANARIAS                    | 0                     | 2                    | 0            | 0     | 2                               | 0                   | 2                          | 0                     | 0             | 0                 | 2     |
| LAS PALMAS                  | 0                     | 0                    | 0            | 0     | 0                               | 0                   | 0                          | 0                     | 0             | 0                 | 0     |
| S.C. TENERIFE               | 0                     | 2                    | 0            | 0     | 2                               | 0                   | 2                          | 0                     | 0             | 0                 | 2     |
| CANTABRIA                   | 0                     | 3                    | 0            | 0     | 3                               | 1                   | 1                          | 0                     | 1             | 0                 | 3     |
| CASTILLA Y LEÓN             | 0                     | 22                   | 1            | 0     | 23                              | 4                   | 7                          | 0                     | 11            | 0                 | 22    |
| ÁVILA                       | 0                     | 2                    | 0            | 0     | 2                               | 0                   | 2                          | 0                     | 0             | 0                 | 2     |
| BURGOS                      | 0                     | 1                    | 0            | 0     | 1                               | 1                   | 0                          | 0                     | 0             | 0                 | 1     |
| LEÓN                        | 0                     | 3                    | 0            | 0     | 3                               | 0                   | 2                          | 0                     | 1             | 0                 | 3     |
| PALENCIA                    | 0                     | 5                    | 0            | 0     | 5                               | 2                   | 1                          | 0                     | 2             | 0                 | 5     |
| SALAMANCA                   | 0                     | 5                    | 0            | 0     | 5                               | 0                   | 1                          | 0                     | 4             | 0                 | 5     |
| SEGOVIA                     | 0                     | 1                    | 0            | 0     | 1                               | 1                   | 0                          | 0                     | 0             | 0                 | 1     |
| SORIA                       | 0                     | 0                    | 0            | 0     | 0                               | 0                   | 0                          | 0                     | 0             | 0                 | 0     |
| VALLADOLID                  | 0                     | 5                    | 0            | 0     | 5                               | 0                   | 1                          | 0                     | 4             | 0                 | 5     |
| ZAMORA                      | 0                     | 0                    | 1            | 0     | 1                               | 0                   | 0                          | 0                     | 0             | 0                 | 0     |
| CASTILLA-LA MANCHA          | 1                     | 22                   | 5            | 0     | 28                              | 7                   | 4                          | 0                     | 11            | 0                 | 22    |
| ALBACETE                    | 0                     | 3                    | 4            | 0     | 7                               | 1                   | 0                          | 0                     | 2             | 0                 | 3     |
| CIUDAD REAL                 | 1                     | 2                    | 1            | 0     | 4                               | 0                   | 0                          | 0                     | 2             | 0                 | 2     |
| CUENCA                      | 0                     | 5                    | 0            | 0     | 5                               | 3                   | 0                          | 0                     | 2             | 0                 | 5     |
| GUADALAJARA                 | 0                     | 3                    | 0            | 0     | 3                               | 0                   | 3                          | 0                     | 0             | 0                 | 3     |
| TOLEDO                      | 0                     | 9                    | 0            | 0     | 9                               | 3                   | 1                          | 0                     | 5             | 0                 | 9     |

(Continúa al dorso)

| CC.AA.<br>Y/O<br>PROVINCIAS | REVISIONES EFECTUADAS |                      |              |          | CAUSAS DE EXTINCIÓN DEL DERECHO |                     |                            |                       |               |                   |            |
|-----------------------------|-----------------------|----------------------|--------------|----------|---------------------------------|---------------------|----------------------------|-----------------------|---------------|-------------------|------------|
|                             | Modifica.<br>Cuantía  | Extinción<br>Derecho | Suspensión   |          | TOTAL                           | Recursos<br>Propios | Prestación<br>Incompatible | Pérdida<br>Residencia | Fallecimiento | Grado y<br>Baremo | TOTAL      |
|                             |                       |                      | Act. Laboral | Otras    |                                 |                     |                            |                       |               |                   |            |
| CATALUNYA                   | 0                     | 0                    | 0            | 0        | 0                               | 0                   | 0                          | 0                     | 0             | 0                 | 0          |
| BARCELONA                   | 0                     | 0                    | 0            | 0        | 0                               | 0                   | 0                          | 0                     | 0             | 0                 | 0          |
| GIRONA                      | 0                     | 0                    | 0            | 0        | 0                               | 0                   | 0                          | 0                     | 0             | 0                 | 0          |
| LLEIDA                      | 0                     | 0                    | 0            | 0        | 0                               | 0                   | 0                          | 0                     | 0             | 0                 | 0          |
| TARRAGONA                   | 0                     | 0                    | 0            | 0        | 0                               | 0                   | 0                          | 0                     | 0             | 0                 | 0          |
| COMUNIDAD VALENCIANA        | 0                     | 23                   | 0            | 0        | 23                              | 2                   | 12                         | 0                     | 9             | 0                 | 23         |
| ALICANTE                    | 0                     | 13                   | 0            | 0        | 13                              | 0                   | 9                          | 0                     | 4             | 0                 | 13         |
| CASTELLÓN                   | 0                     | 6                    | 0            | 0        | 6                               | 0                   | 3                          | 0                     | 3             | 0                 | 6          |
| VALENCIA                    | 0                     | 4                    | 0            | 0        | 4                               | 2                   | 0                          | 0                     | 2             | 0                 | 4          |
| EXTREMADURA                 | 4                     | 20                   | 0            | 0        | 24                              | 0                   | 12                         | 0                     | 8             | 0                 | 20         |
| BADAJOZ                     | 0                     | 16                   | 0            | 0        | 16                              | 0                   | 8                          | 0                     | 8             | 0                 | 16         |
| CÁCERES                     | 4                     | 4                    | 0            | 0        | 8                               | 0                   | 4                          | 0                     | 0             | 0                 | 4          |
| GALICIA                     | 0                     | 8                    | 0            | 0        | 8                               | 0                   | 7                          | 0                     | 1             | 0                 | 8          |
| A CORUÑA                    | 0                     | 0                    | 0            | 0        | 0                               | 0                   | 0                          | 0                     | 0             | 0                 | 0          |
| LUGO                        | 0                     | 0                    | 0            | 0        | 0                               | 0                   | 0                          | 0                     | 0             | 0                 | 0          |
| OURENSE                     | 0                     | 2                    | 0            | 0        | 2                               | 0                   | 2                          | 0                     | 0             | 0                 | 2          |
| PONTEVEDRA                  | 0                     | 6                    | 0            | 0        | 6                               | 0                   | 5                          | 0                     | 1             | 0                 | 6          |
| MADRID                      | 0                     | 11                   | 0            | 0        | 11                              | 0                   | 7                          | 0                     | 4             | 0                 | 11         |
| MURCIA                      | 7                     | 21                   | 0            | 0        | 28                              | 0                   | 12                         | 0                     | 9             | 0                 | 21         |
| NAVARRA                     | 0                     | 2                    | 0            | 0        | 2                               | 1                   | 0                          | 0                     | 1             | 0                 | 2          |
| PAÍS VASCO                  | 0                     | 1                    | 0            | 0        | 1                               | 0                   | 1                          | 0                     | 0             | 0                 | 1          |
| ÁLAVA                       | 0                     | 0                    | 0            | 0        | 0                               | 0                   | 0                          | 0                     | 0             | 0                 | 0          |
| GUIPÚZCOA                   | 0                     | 0                    | 0            | 0        | 0                               | 0                   | 0                          | 0                     | 0             | 0                 | 0          |
| VIZCAYA                     | 0                     | 1                    | 0            | 0        | 1                               | 0                   | 1                          | 0                     | 0             | 0                 | 1          |
| LA RIOJA                    | 0                     | 4                    | 0            | 0        | 4                               | 1                   | 2                          | 0                     | 1             | 0                 | 4          |
| CEUTA                       | 0                     | 2                    | 0            | 0        | 2                               | 0                   | 0                          | 1                     | 1             | 0                 | 2          |
| MELILLA                     | 0                     | 3                    | 0            | 0        | 3                               | 0                   | 2                          | 0                     | 1             | 0                 | 3          |
| <b>TOTAL ESTADO</b>         | <b>13</b>             | <b>211</b>           | <b>6</b>     | <b>1</b> | <b>231</b>                      | <b>41</b>           | <b>91</b>                  | <b>1</b>              | <b>78</b>     | <b>0</b>          | <b>211</b> |

**PRESTACIONES DEL REAL DECRETO 383/1984, DE 1 DE FEBRERO (LISMI)  
REVISIONES DE OFICIO E INSTANCIA DE PARTE EFECTUADAS EN SATP  
DATOS DE GESTIÓN CORRESPONDIENTES AL MES DE ABRIL DE 2011**

| CC.AA.<br>Y/O<br>PROVINCIAS | REVISIONES EFECTUADAS |            |       | CAUSAS DE EXTINCIÓN DEL DERECHO |                            |                   |                       |               |                   |              |       |
|-----------------------------|-----------------------|------------|-------|---------------------------------|----------------------------|-------------------|-----------------------|---------------|-------------------|--------------|-------|
|                             | Extinción<br>Derecho  | Suspensión | TOTAL | Recursos<br>Propios             | Prestación<br>Incompatible | Ingreso<br>Centro | Pérdida<br>Residencia | Fallecimiento | Grado y<br>Baremo | Alta<br>S.S. | TOTAL |
|                             | ANDALUCÍA             | 7          | 0     | 7                               | 2                          | 1                 | 0                     | 0             | 4                 | 0            | 0     |
| ALMERÍA                     | 2                     | 0          | 2     | 0                               | 0                          | 0                 | 0                     | 2             | 0                 | 0            | 2     |
| CÁDIZ                       | 0                     | 0          | 0     | 0                               | 0                          | 0                 | 0                     | 0             | 0                 | 0            | 0     |
| CÓRDOBA                     | 2                     | 0          | 2     | 0                               | 1                          | 0                 | 0                     | 1             | 0                 | 0            | 2     |
| GRANADA                     | 0                     | 0          | 0     | 0                               | 0                          | 0                 | 0                     | 0             | 0                 | 0            | 0     |
| HUELVA                      | 0                     | 0          | 0     | 0                               | 0                          | 0                 | 0                     | 0             | 0                 | 0            | 0     |
| JAÉN                        | 0                     | 0          | 0     | 0                               | 0                          | 0                 | 0                     | 0             | 0                 | 0            | 0     |
| MÁLAGA                      | 3                     | 0          | 3     | 2                               | 0                          | 0                 | 0                     | 1             | 0                 | 0            | 3     |
| SEVILLA                     | 0                     | 0          | 0     | 0                               | 0                          | 0                 | 0                     | 0             | 0                 | 0            | 0     |
| ARAGÓN                      | 0                     | 0          | 0     | 0                               | 0                          | 0                 | 0                     | 0             | 0                 | 0            | 0     |
| HUESCA                      | 0                     | 0          | 0     | 0                               | 0                          | 0                 | 0                     | 0             | 0                 | 0            | 0     |
| TERUEL                      | 0                     | 0          | 0     | 0                               | 0                          | 0                 | 0                     | 0             | 0                 | 0            | 0     |
| ZARAGOZA                    | 0                     | 0          | 0     | 0                               | 0                          | 0                 | 0                     | 0             | 0                 | 0            | 0     |
| ASTURIAS                    | 1                     | 0          | 1     | 0                               | 1                          | 0                 | 0                     | 0             | 0                 | 0            | 1     |
| ILLES BALEARS               | 0                     | 0          | 0     | 0                               | 0                          | 0                 | 0                     | 0             | 0                 | 0            | 0     |
| CANARIAS                    | 0                     | 0          | 0     | 0                               | 0                          | 0                 | 0                     | 0             | 0                 | 0            | 0     |
| LAS PALMAS                  | 0                     | 0          | 0     | 0                               | 0                          | 0                 | 0                     | 0             | 0                 | 0            | 0     |
| S.C. TENERIFE               | 0                     | 0          | 0     | 0                               | 0                          | 0                 | 0                     | 0             | 0                 | 0            | 0     |
| CANTABRIA                   | 0                     | 0          | 0     | 0                               | 0                          | 0                 | 0                     | 0             | 0                 | 0            | 0     |
| CASTILLA Y LEÓN             | 3                     | 1          | 4     | 0                               | 1                          | 0                 | 0                     | 2             | 0                 | 0            | 3     |
| ÁVILA                       | 1                     | 0          | 1     | 0                               | 1                          | 0                 | 0                     | 0             | 0                 | 0            | 1     |
| BURGOS                      | 0                     | 0          | 0     | 0                               | 0                          | 0                 | 0                     | 0             | 0                 | 0            | 0     |
| LEÓN                        | 0                     | 0          | 0     | 0                               | 0                          | 0                 | 0                     | 0             | 0                 | 0            | 0     |
| PALENCIA                    | 0                     | 0          | 0     | 0                               | 0                          | 0                 | 0                     | 0             | 0                 | 0            | 0     |
| SALAMANCA                   | 0                     | 0          | 0     | 0                               | 0                          | 0                 | 0                     | 0             | 0                 | 0            | 0     |
| SEGOVIA                     | 0                     | 0          | 0     | 0                               | 0                          | 0                 | 0                     | 0             | 0                 | 0            | 0     |
| SORIA                       | 0                     | 0          | 0     | 0                               | 0                          | 0                 | 0                     | 0             | 0                 | 0            | 0     |
| VALLADOLID                  | 2                     | 0          | 2     | 0                               | 0                          | 0                 | 0                     | 2             | 0                 | 0            | 2     |
| ZAMORA                      | 0                     | 1          | 1     | 0                               | 0                          | 0                 | 0                     | 0             | 0                 | 0            | 0     |
| CASTILLA-LA MANCHA          | 2                     | 0          | 2     | 0                               | 0                          | 2                 | 0                     | 0             | 0                 | 0            | 2     |
| ALBACETE                    | 1                     | 0          | 1     | 0                               | 0                          | 1                 | 0                     | 0             | 0                 | 0            | 1     |
| CIUDAD REAL                 | 1                     | 0          | 1     | 0                               | 0                          | 1                 | 0                     | 0             | 0                 | 0            | 1     |
| CUENCA                      | 0                     | 0          | 0     | 0                               | 0                          | 0                 | 0                     | 0             | 0                 | 0            | 0     |
| GUADALAJARA                 | 0                     | 0          | 0     | 0                               | 0                          | 0                 | 0                     | 0             | 0                 | 0            | 0     |
| TOLEDO                      | 0                     | 0          | 0     | 0                               | 0                          | 0                 | 0                     | 0             | 0                 | 0            | 0     |

(Continúa al dorso)

| CC.AA.<br>Y/O<br>PROVINCIAS | REVISIONES EFECTUADAS |            |           | CAUSAS DE EXTINCIÓN DEL DERECHO |                            |                   |                       |               |                   |              |           |
|-----------------------------|-----------------------|------------|-----------|---------------------------------|----------------------------|-------------------|-----------------------|---------------|-------------------|--------------|-----------|
|                             | Extinción<br>Derecho  | Suspensión | TOTAL     | Recursos<br>Propios             | Prestación<br>Incompatible | Ingreso<br>Centro | Pérdida<br>Residencia | Fallecimiento | Grado y<br>Baremo | Alta<br>S.S. | TOTAL     |
| CATALUNYA                   | 0                     | 0          | 0         | 0                               | 0                          | 0                 | 0                     | 0             | 0                 | 0            | 0         |
| BARCELONA                   | 0                     | 0          | 0         | 0                               | 0                          | 0                 | 0                     | 0             | 0                 | 0            | 0         |
| GIRONA                      | 0                     | 0          | 0         | 0                               | 0                          | 0                 | 0                     | 0             | 0                 | 0            | 0         |
| LLEIDA                      | 0                     | 0          | 0         | 0                               | 0                          | 0                 | 0                     | 0             | 0                 | 0            | 0         |
| TARRAGONA                   | 0                     | 0          | 0         | 0                               | 0                          | 0                 | 0                     | 0             | 0                 | 0            | 0         |
| COMUNIDAD VALENCIANA        | 5                     | 0          | 5         | 1                               | 3                          | 0                 | 0                     | 1             | 0                 | 0            | 5         |
| ALICANTE                    | 0                     | 0          | 0         | 0                               | 0                          | 0                 | 0                     | 0             | 0                 | 0            | 0         |
| CASTELLÓN                   | 1                     | 0          | 1         | 0                               | 1                          | 0                 | 0                     | 0             | 0                 | 0            | 1         |
| VALENCIA                    | 4                     | 0          | 4         | 1                               | 2                          | 0                 | 0                     | 1             | 0                 | 0            | 4         |
| EXTREMADURA                 | 2                     | 0          | 2         | 0                               | 0                          | 0                 | 0                     | 2             | 0                 | 0            | 2         |
| BADAJOS                     | 2                     | 0          | 2         | 0                               | 0                          | 0                 | 0                     | 2             | 0                 | 0            | 2         |
| CÁCERES                     | 0                     | 0          | 0         | 0                               | 0                          | 0                 | 0                     | 0             | 0                 | 0            | 0         |
| GALICIA                     | 1                     | 0          | 1         | 0                               | 0                          | 0                 | 0                     | 1             | 0                 | 0            | 1         |
| A CORUÑA                    | 0                     | 0          | 0         | 0                               | 0                          | 0                 | 0                     | 0             | 0                 | 0            | 0         |
| LUGO                        | 0                     | 0          | 0         | 0                               | 0                          | 0                 | 0                     | 0             | 0                 | 0            | 0         |
| OURENSE                     | 0                     | 0          | 0         | 0                               | 0                          | 0                 | 0                     | 0             | 0                 | 0            | 0         |
| PONTEVEDRA                  | 1                     | 0          | 1         | 0                               | 0                          | 0                 | 0                     | 1             | 0                 | 0            | 1         |
| MADRID                      | 1                     | 0          | 1         | 0                               | 1                          | 0                 | 0                     | 0             | 0                 | 0            | 1         |
| MURCIA                      | 0                     | 0          | 0         | 0                               | 0                          | 0                 | 0                     | 0             | 0                 | 0            | 0         |
| NAVARRA                     | 1                     | 0          | 1         | 1                               | 0                          | 0                 | 0                     | 0             | 0                 | 0            | 1         |
| PAÍS VASCO                  | 0                     | 0          | 0         | 0                               | 0                          | 0                 | 0                     | 0             | 0                 | 0            | 0         |
| ÁLAVA                       | 0                     | 0          | 0         | 0                               | 0                          | 0                 | 0                     | 0             | 0                 | 0            | 0         |
| GUIPÚZCOA                   | 0                     | 0          | 0         | 0                               | 0                          | 0                 | 0                     | 0             | 0                 | 0            | 0         |
| VIZCAYA                     | 0                     | 0          | 0         | 0                               | 0                          | 0                 | 0                     | 0             | 0                 | 0            | 0         |
| LA RIOJA                    | 0                     | 0          | 0         | 0                               | 0                          | 0                 | 0                     | 0             | 0                 | 0            | 0         |
| CEUTA                       | 1                     | 0          | 1         | 0                               | 0                          | 0                 | 0                     | 1             | 0                 | 0            | 1         |
| MELILLA                     | 0                     | 0          | 0         | 0                               | 0                          | 0                 | 0                     | 0             | 0                 | 0            | 0         |
| <b>TOTAL ESTADO</b>         | <b>24</b>             | <b>1</b>   | <b>25</b> | <b>4</b>                        | <b>7</b>                   | <b>2</b>          | <b>0</b>              | <b>11</b>     | <b>0</b>          | <b>0</b>     | <b>24</b> |

**PRESTACIONES DEL REAL DECRETO 383/1984, DE 1 DE FEBRERO (LISMI)  
REVISIONES DE OFICIO E INSTANCIA DE PARTE EFECTUADAS EN SMTGT  
DATOS DE GESTIÓN CORRESPONDIENTES AL MES DE ABRIL DE 2011**

| CC.AA.<br>Y/O<br>PROVINCIAS | REVISIONES EFECTUADAS |            |       | CAUSAS DE EXTINCIÓN DEL DERECHO |                        |                            |                   |                       |               |                   |              |       |
|-----------------------------|-----------------------|------------|-------|---------------------------------|------------------------|----------------------------|-------------------|-----------------------|---------------|-------------------|--------------|-------|
|                             | Extinción<br>Derecho  | Suspensión | TOTAL | Recursos<br>Propios             | Recursos<br>Familiares | Prestación<br>Incompatible | Ingreso<br>Centro | Pérdida<br>Residencia | Fallecimiento | Grado y<br>Baremo | Alta<br>S.S. | TOTAL |
|                             | ANDALUCÍA             | 1          | 0     | 1                               | 0                      | 0                          | 0                 | 0                     | 0             | 1                 | 0            | 0     |
| ALMERÍA                     | 1                     | 0          | 1     | 0                               | 0                      | 0                          | 0                 | 0                     | 1             | 0                 | 0            | 1     |
| CÁDIZ                       | 0                     | 0          | 0     | 0                               | 0                      | 0                          | 0                 | 0                     | 0             | 0                 | 0            | 0     |
| CÓRDOBA                     | 0                     | 0          | 0     | 0                               | 0                      | 0                          | 0                 | 0                     | 0             | 0                 | 0            | 0     |
| GRANADA                     | 0                     | 0          | 0     | 0                               | 0                      | 0                          | 0                 | 0                     | 0             | 0                 | 0            | 0     |
| HUELVA                      | 0                     | 0          | 0     | 0                               | 0                      | 0                          | 0                 | 0                     | 0             | 0                 | 0            | 0     |
| JAÉN                        | 0                     | 0          | 0     | 0                               | 0                      | 0                          | 0                 | 0                     | 0             | 0                 | 0            | 0     |
| MÁLAGA                      | 0                     | 0          | 0     | 0                               | 0                      | 0                          | 0                 | 0                     | 0             | 0                 | 0            | 0     |
| SEVILLA                     | 0                     | 0          | 0     | 0                               | 0                      | 0                          | 0                 | 0                     | 0             | 0                 | 0            | 0     |
| ARAGÓN                      | 1                     | 0          | 1     | 0                               | 0                      | 0                          | 1                 | 0                     | 0             | 0                 | 0            | 1     |
| HUESCA                      | 1                     | 0          | 1     | 0                               | 0                      | 0                          | 1                 | 0                     | 0             | 0                 | 0            | 1     |
| TERUEL                      | 0                     | 0          | 0     | 0                               | 0                      | 0                          | 0                 | 0                     | 0             | 0                 | 0            | 0     |
| ZARAGOZA                    | 0                     | 0          | 0     | 0                               | 0                      | 0                          | 0                 | 0                     | 0             | 0                 | 0            | 0     |
| ASTURIAS                    | 0                     | 0          | 0     | 0                               | 0                      | 0                          | 0                 | 0                     | 0             | 0                 | 0            | 0     |
| ILLES BALEARS               | 0                     | 0          | 0     | 0                               | 0                      | 0                          | 0                 | 0                     | 0             | 0                 | 0            | 0     |
| CANARIAS                    | 0                     | 1          | 1     | 0                               | 0                      | 0                          | 0                 | 0                     | 0             | 0                 | 0            | 0     |
| LAS PALMAS                  | 0                     | 1          | 1     | 0                               | 0                      | 0                          | 0                 | 0                     | 0             | 0                 | 0            | 0     |
| S.C. TENERIFE               | 0                     | 0          | 0     | 0                               | 0                      | 0                          | 0                 | 0                     | 0             | 0                 | 0            | 0     |
| CANTABRIA                   | 0                     | 0          | 0     | 0                               | 0                      | 0                          | 0                 | 0                     | 0             | 0                 | 0            | 0     |
| CASTILLA Y LEÓN             | 0                     | 0          | 0     | 0                               | 0                      | 0                          | 0                 | 0                     | 0             | 0                 | 0            | 0     |
| ÁVILA                       | 0                     | 0          | 0     | 0                               | 0                      | 0                          | 0                 | 0                     | 0             | 0                 | 0            | 0     |
| BURGOS                      | 0                     | 0          | 0     | 0                               | 0                      | 0                          | 0                 | 0                     | 0             | 0                 | 0            | 0     |
| LEÓN                        | 0                     | 0          | 0     | 0                               | 0                      | 0                          | 0                 | 0                     | 0             | 0                 | 0            | 0     |
| PALENCIA                    | 0                     | 0          | 0     | 0                               | 0                      | 0                          | 0                 | 0                     | 0             | 0                 | 0            | 0     |
| SALAMANCA                   | 0                     | 0          | 0     | 0                               | 0                      | 0                          | 0                 | 0                     | 0             | 0                 | 0            | 0     |
| SEGOVIA                     | 0                     | 0          | 0     | 0                               | 0                      | 0                          | 0                 | 0                     | 0             | 0                 | 0            | 0     |
| SORIA                       | 0                     | 0          | 0     | 0                               | 0                      | 0                          | 0                 | 0                     | 0             | 0                 | 0            | 0     |
| VALLADOLID                  | 0                     | 0          | 0     | 0                               | 0                      | 0                          | 0                 | 0                     | 0             | 0                 | 0            | 0     |
| ZAMORA                      | 0                     | 0          | 0     | 0                               | 0                      | 0                          | 0                 | 0                     | 0             | 0                 | 0            | 0     |
| CASTILLA-LA MANCHA          | 6                     | 0          | 6     | 0                               | 5                      | 1                          | 0                 | 0                     | 0             | 0                 | 0            | 6     |
| ALBACETE                    | 0                     | 0          | 0     | 0                               | 0                      | 0                          | 0                 | 0                     | 0             | 0                 | 0            | 0     |
| CIUDAD REAL                 | 1                     | 0          | 1     | 0                               | 0                      | 1                          | 0                 | 0                     | 0             | 0                 | 0            | 1     |
| CUENCA                      | 5                     | 0          | 5     | 0                               | 5                      | 0                          | 0                 | 0                     | 0             | 0                 | 0            | 5     |
| GUADALAJARA                 | 0                     | 0          | 0     | 0                               | 0                      | 0                          | 0                 | 0                     | 0             | 0                 | 0            | 0     |
| TOLEDO                      | 0                     | 0          | 0     | 0                               | 0                      | 0                          | 0                 | 0                     | 0             | 0                 | 0            | 0     |

(Continúa al dorso)

| CC.AA.<br>Y/O<br>PROVINCIAS | REVISIONES EFECTUADAS |            |           | CAUSAS DE EXTINCIÓN DEL DERECHO |                        |                            |                   |                       |               |                   |              |           |
|-----------------------------|-----------------------|------------|-----------|---------------------------------|------------------------|----------------------------|-------------------|-----------------------|---------------|-------------------|--------------|-----------|
|                             | Extinción<br>Derecho  | Suspensión | TOTAL     | Recursos<br>Propios             | Recursos<br>Familiares | Prestación<br>Incompatible | Ingreso<br>Centro | Pérdida<br>Residencia | Fallecimiento | Grado y<br>Baremo | Alta<br>S.S. | TOTAL     |
| CATALUNYA                   | 0                     | 0          | 0         | 0                               | 0                      | 0                          | 0                 | 0                     | 0             | 0                 | 0            | 0         |
| BARCELONA                   | 0                     | 0          | 0         | 0                               | 0                      | 0                          | 0                 | 0                     | 0             | 0                 | 0            | 0         |
| GIRONA                      | 0                     | 0          | 0         | 0                               | 0                      | 0                          | 0                 | 0                     | 0             | 0                 | 0            | 0         |
| LLEIDA                      | 0                     | 0          | 0         | 0                               | 0                      | 0                          | 0                 | 0                     | 0             | 0                 | 0            | 0         |
| TARRAGONA                   | 0                     | 0          | 0         | 0                               | 0                      | 0                          | 0                 | 0                     | 0             | 0                 | 0            | 0         |
| COMUNIDAD VALENCIANA        | 1                     | 0          | 1         | 1                               | 0                      | 0                          | 0                 | 0                     | 0             | 0                 | 0            | 1         |
| ALICANTE                    | 0                     | 0          | 0         | 0                               | 0                      | 0                          | 0                 | 0                     | 0             | 0                 | 0            | 0         |
| CASTELLÓN                   | 0                     | 0          | 0         | 0                               | 0                      | 0                          | 0                 | 0                     | 0             | 0                 | 0            | 0         |
| VALENCIA                    | 1                     | 0          | 1         | 1                               | 0                      | 0                          | 0                 | 0                     | 0             | 0                 | 0            | 1         |
| EXTREMADURA                 | 1                     | 0          | 1         | 0                               | 0                      | 0                          | 0                 | 0                     | 1             | 0                 | 0            | 1         |
| BADAJOS                     | 1                     | 0          | 1         | 0                               | 0                      | 0                          | 0                 | 0                     | 1             | 0                 | 0            | 1         |
| CÁCERES                     | 0                     | 0          | 0         | 0                               | 0                      | 0                          | 0                 | 0                     | 0             | 0                 | 0            | 0         |
| GALICIA                     | 0                     | 0          | 0         | 0                               | 0                      | 0                          | 0                 | 0                     | 0             | 0                 | 0            | 0         |
| A CORUÑA                    | 0                     | 0          | 0         | 0                               | 0                      | 0                          | 0                 | 0                     | 0             | 0                 | 0            | 0         |
| LUGO                        | 0                     | 0          | 0         | 0                               | 0                      | 0                          | 0                 | 0                     | 0             | 0                 | 0            | 0         |
| OURENSE                     | 0                     | 0          | 0         | 0                               | 0                      | 0                          | 0                 | 0                     | 0             | 0                 | 0            | 0         |
| PONTEVEDRA                  | 0                     | 0          | 0         | 0                               | 0                      | 0                          | 0                 | 0                     | 0             | 0                 | 0            | 0         |
| MADRID                      | 1                     | 0          | 1         | 0                               | 0                      | 1                          | 0                 | 0                     | 0             | 0                 | 0            | 1         |
| MURCIA                      | 3                     | 0          | 3         | 0                               | 1                      | 0                          | 0                 | 0                     | 2             | 0                 | 0            | 3         |
| NAVARRA                     | 0                     | 0          | 0         | 0                               | 0                      | 0                          | 0                 | 0                     | 0             | 0                 | 0            | 0         |
| PAÍS VASCO                  | 0                     | 0          | 0         | 0                               | 0                      | 0                          | 0                 | 0                     | 0             | 0                 | 0            | 0         |
| ÁLAVA                       | 0                     | 0          | 0         | 0                               | 0                      | 0                          | 0                 | 0                     | 0             | 0                 | 0            | 0         |
| GUIPÚZCOA                   | 0                     | 0          | 0         | 0                               | 0                      | 0                          | 0                 | 0                     | 0             | 0                 | 0            | 0         |
| VIZCAYA                     | 0                     | 0          | 0         | 0                               | 0                      | 0                          | 0                 | 0                     | 0             | 0                 | 0            | 0         |
| LA RIOJA                    | 0                     | 0          | 0         | 0                               | 0                      | 0                          | 0                 | 0                     | 0             | 0                 | 0            | 0         |
| CEUTA                       | 1                     | 0          | 1         | 0                               | 0                      | 0                          | 0                 | 0                     | 1             | 0                 | 0            | 1         |
| MELILLA                     | 4                     | 1          | 5         | 0                               | 2                      | 0                          | 0                 | 0                     | 1             | 0                 | 1            | 4         |
| <b>TOTAL ESTADO</b>         | <b>19</b>             | <b>2</b>   | <b>21</b> | <b>1</b>                        | <b>8</b>               | <b>2</b>                   | <b>1</b>          | <b>0</b>              | <b>6</b>      | <b>0</b>          | <b>1</b>     | <b>19</b> |

**PRESTACIONES DEL REAL DECRETO 383/1984, DE 1 DE FEBRERO (LISMI)  
REVISIONES DE OFICIO E INSTANCIA DE PARTE EFECTUADAS EN ASPF  
DATOS DE GESTIÓN CORRESPONDIENTES AL MES DE ABRIL DE 2011**

| CC.AA.<br>Y/O<br>PROVINCIAS | REVISIONES EFECTUADAS |            |       | CAUSAS DE EXTINCIÓN DEL DERECHO |                       |               |                   |              |       |
|-----------------------------|-----------------------|------------|-------|---------------------------------|-----------------------|---------------|-------------------|--------------|-------|
|                             | Extinción<br>Derecho  | Suspensión | TOTAL | Prestación<br>Incompatible      | Pérdida<br>Residencia | Fallecimiento | Grado y<br>Baremo | Alta<br>S.S. | TOTAL |
|                             | ANDALUCÍA             | 7          | 0     | 7                               | 4                     | 0             | 3                 | 0            | 0     |
| ALMERÍA                     | 1                     | 0          | 1     | 0                               | 0                     | 1             | 0                 | 0            | 1     |
| CÁDIZ                       | 1                     | 0          | 1     | 1                               | 0                     | 0             | 0                 | 0            | 1     |
| CÓRDOBA                     | 0                     | 0          | 0     | 0                               | 0                     | 0             | 0                 | 0            | 0     |
| GRANADA                     | 0                     | 0          | 0     | 0                               | 0                     | 0             | 0                 | 0            | 0     |
| HUELVA                      | 0                     | 0          | 0     | 0                               | 0                     | 0             | 0                 | 0            | 0     |
| JAÉN                        | 0                     | 0          | 0     | 0                               | 0                     | 0             | 0                 | 0            | 0     |
| MÁLAGA                      | 5                     | 0          | 5     | 3                               | 0                     | 2             | 0                 | 0            | 5     |
| SEVILLA                     | 0                     | 0          | 0     | 0                               | 0                     | 0             | 0                 | 0            | 0     |
| ARAGÓN                      | 2                     | 0          | 2     | 2                               | 0                     | 0             | 0                 | 0            | 2     |
| HUESCA                      | 2                     | 0          | 2     | 2                               | 0                     | 0             | 0                 | 0            | 2     |
| TERUEL                      | 0                     | 0          | 0     | 0                               | 0                     | 0             | 0                 | 0            | 0     |
| ZARAGOZA                    | 0                     | 0          | 0     | 0                               | 0                     | 0             | 0                 | 0            | 0     |
| ASTURIAS                    | 0                     | 0          | 0     | 0                               | 0                     | 0             | 0                 | 0            | 0     |
| ILLES BALEARS               | 0                     | 0          | 0     | 0                               | 0                     | 0             | 0                 | 0            | 0     |
| CANARIAS                    | 0                     | 0          | 0     | 0                               | 0                     | 0             | 0                 | 0            | 0     |
| LAS PALMAS                  | 0                     | 0          | 0     | 0                               | 0                     | 0             | 0                 | 0            | 0     |
| S.C. TENERIFE               | 0                     | 0          | 0     | 0                               | 0                     | 0             | 0                 | 0            | 0     |
| CANTABRIA                   | 0                     | 0          | 0     | 0                               | 0                     | 0             | 0                 | 0            | 0     |
| CASTILLA Y LEÓN             | 0                     | 0          | 0     | 0                               | 0                     | 0             | 0                 | 0            | 0     |
| ÁVILA                       | 0                     | 0          | 0     | 0                               | 0                     | 0             | 0                 | 0            | 0     |
| BURGOS                      | 0                     | 0          | 0     | 0                               | 0                     | 0             | 0                 | 0            | 0     |
| LEÓN                        | 0                     | 0          | 0     | 0                               | 0                     | 0             | 0                 | 0            | 0     |
| PALENCIA                    | 0                     | 0          | 0     | 0                               | 0                     | 0             | 0                 | 0            | 0     |
| SALAMANCA                   | 0                     | 0          | 0     | 0                               | 0                     | 0             | 0                 | 0            | 0     |
| SEGOVIA                     | 0                     | 0          | 0     | 0                               | 0                     | 0             | 0                 | 0            | 0     |
| SORIA                       | 0                     | 0          | 0     | 0                               | 0                     | 0             | 0                 | 0            | 0     |
| VALLADOLID                  | 0                     | 0          | 0     | 0                               | 0                     | 0             | 0                 | 0            | 0     |
| ZAMORA                      | 0                     | 0          | 0     | 0                               | 0                     | 0             | 0                 | 0            | 0     |
| CASTILLA-LA MANCHA          | 0                     | 0          | 0     | 0                               | 0                     | 0             | 0                 | 0            | 0     |
| ALBACETE                    | 0                     | 0          | 0     | 0                               | 0                     | 0             | 0                 | 0            | 0     |
| CIUDAD REAL                 | 0                     | 0          | 0     | 0                               | 0                     | 0             | 0                 | 0            | 0     |
| CUENCA                      | 0                     | 0          | 0     | 0                               | 0                     | 0             | 0                 | 0            | 0     |
| GUADALAJARA                 | 0                     | 0          | 0     | 0                               | 0                     | 0             | 0                 | 0            | 0     |
| TOLEDO                      | 0                     | 0          | 0     | 0                               | 0                     | 0             | 0                 | 0            | 0     |

(Continúa al dorso)

| CC.AA.<br>Y/O<br>PROVINCIAS | REVISIONES EFECTUADAS |            |           | CAUSAS DE EXTINCIÓN DEL DERECHO |                       |               |                   |              |           |
|-----------------------------|-----------------------|------------|-----------|---------------------------------|-----------------------|---------------|-------------------|--------------|-----------|
|                             | Extinción<br>Derecho  | Suspensión | TOTAL     | Prestación<br>Incompatible      | Pérdida<br>Residencia | Fallecimiento | Grado y<br>Baremo | Alta<br>S.S. | TOTAL     |
| CATALUNYA                   | 0                     | 0          | 0         | 0                               | 0                     | 0             | 0                 | 0            | 0         |
| BARCELONA                   | 0                     | 0          | 0         | 0                               | 0                     | 0             | 0                 | 0            | 0         |
| GIRONA                      | 0                     | 0          | 0         | 0                               | 0                     | 0             | 0                 | 0            | 0         |
| LLEIDA                      | 0                     | 0          | 0         | 0                               | 0                     | 0             | 0                 | 0            | 0         |
| TARRAGONA                   | 0                     | 0          | 0         | 0                               | 0                     | 0             | 0                 | 0            | 0         |
| COMUNIDAD VALENCIANA        | 0                     | 0          | 0         | 0                               | 0                     | 0             | 0                 | 0            | 0         |
| ALICANTE                    | 0                     | 0          | 0         | 0                               | 0                     | 0             | 0                 | 0            | 0         |
| CASTELLÓN                   | 0                     | 0          | 0         | 0                               | 0                     | 0             | 0                 | 0            | 0         |
| VALENCIA                    | 0                     | 0          | 0         | 0                               | 0                     | 0             | 0                 | 0            | 0         |
| EXTREMADURA                 | 0                     | 0          | 0         | 0                               | 0                     | 0             | 0                 | 0            | 0         |
| BADAJOS                     | 0                     | 0          | 0         | 0                               | 0                     | 0             | 0                 | 0            | 0         |
| CÁCERES                     | 0                     | 0          | 0         | 0                               | 0                     | 0             | 0                 | 0            | 0         |
| GALICIA                     | 2                     | 0          | 2         | 2                               | 0                     | 0             | 0                 | 0            | 2         |
| A CORUÑA                    | 0                     | 0          | 0         | 0                               | 0                     | 0             | 0                 | 0            | 0         |
| LUGO                        | 0                     | 0          | 0         | 0                               | 0                     | 0             | 0                 | 0            | 0         |
| OURENSE                     | 1                     | 0          | 1         | 1                               | 0                     | 0             | 0                 | 0            | 1         |
| PONTEVEDRA                  | 1                     | 0          | 1         | 1                               | 0                     | 0             | 0                 | 0            | 1         |
| MADRID                      | 10                    | 0          | 10        | 0                               | 0                     | 10            | 0                 | 0            | 10        |
| MURCIA                      | 1                     | 0          | 1         | 1                               | 0                     | 0             | 0                 | 0            | 1         |
| NAVARRA                     | 0                     | 0          | 0         | 0                               | 0                     | 0             | 0                 | 0            | 0         |
| PAÍS VASCO                  | 0                     | 0          | 0         | 0                               | 0                     | 0             | 0                 | 0            | 0         |
| ÁLAVA                       | 0                     | 0          | 0         | 0                               | 0                     | 0             | 0                 | 0            | 0         |
| GUIPÚZCOA                   | 0                     | 0          | 0         | 0                               | 0                     | 0             | 0                 | 0            | 0         |
| VIZCAYA                     | 0                     | 0          | 0         | 0                               | 0                     | 0             | 0                 | 0            | 0         |
| LA RIOJA                    | 1                     | 0          | 1         | 1                               | 0                     | 0             | 0                 | 0            | 1         |
| CEUTA                       | 0                     | 0          | 0         | 0                               | 0                     | 0             | 0                 | 0            | 0         |
| MELILLA                     | 0                     | 0          | 0         | 0                               | 0                     | 0             | 0                 | 0            | 0         |
| <b>TOTAL ESTADO</b>         | <b>23</b>             | <b>0</b>   | <b>23</b> | <b>10</b>                       | <b>0</b>              | <b>13</b>     | <b>0</b>          | <b>0</b>     | <b>23</b> |

**PRESTACIONES DEL REAL DECRETO 383/1984, DE 1 DE FEBRERO (LISMI)**  
**TOTAL REVISIONES DE OFICIO E INSTANCIA DE PARTE EFECTUADAS**  
**DATOS DE GESTIÓN CORRESPONDIENTES AL MES DE ABRIL DE 2011**

| CC.AA.<br>Y/O<br>PROVINCIAS | REVISIONES EFECTUADAS |                      |              |       | CAUSAS DE EXTINCIÓN DEL DERECHO |                     |                        |                            |                   |                       |               |                   |              |       |
|-----------------------------|-----------------------|----------------------|--------------|-------|---------------------------------|---------------------|------------------------|----------------------------|-------------------|-----------------------|---------------|-------------------|--------------|-------|
|                             | Modifica.<br>Cuantía  | Extinción<br>Derecho | Suspensión   |       | TOTAL                           | Recursos<br>Propios | Recursos<br>Familiares | Prestación<br>Incompatible | Ingreso<br>Centro | Pérdida<br>Residencia | Fallecimiento | Grado y<br>Baremo | Alta<br>S.S. | TOTAL |
|                             |                       |                      | Act. Laboral | Otras |                                 |                     |                        |                            |                   |                       |               |                   |              |       |
| ANDALUCÍA                   | 1                     | 66                   | 0            | 0     | 67                              | 27                  | 0                      | 16                         | 0                 | 0                     | 23            | 0                 | 0            | 66    |
| ALMERÍA                     | 1                     | 13                   | 0            | 0     | 14                              | 4                   | 0                      | 0                          | 0                 | 0                     | 9             | 0                 | 0            | 13    |
| CÁDIZ                       | 0                     | 3                    | 0            | 0     | 3                               | 0                   | 0                      | 3                          | 0                 | 0                     | 0             | 0                 | 0            | 3     |
| CÓRDOBA                     | 0                     | 6                    | 0            | 0     | 6                               | 1                   | 0                      | 2                          | 0                 | 0                     | 3             | 0                 | 0            | 6     |
| GRANADA                     | 0                     | 2                    | 0            | 0     | 2                               | 0                   | 0                      | 1                          | 0                 | 0                     | 1             | 0                 | 0            | 2     |
| HUELVA                      | 0                     | 1                    | 0            | 0     | 1                               | 1                   | 0                      | 0                          | 0                 | 0                     | 0             | 0                 | 0            | 1     |
| JAÉN                        | 0                     | 3                    | 0            | 0     | 3                               | 2                   | 0                      | 0                          | 0                 | 0                     | 1             | 0                 | 0            | 3     |
| MÁLAGA                      | 0                     | 29                   | 0            | 0     | 29                              | 16                  | 0                      | 7                          | 0                 | 0                     | 6             | 0                 | 0            | 29    |
| SEVILLA                     | 0                     | 9                    | 0            | 0     | 9                               | 3                   | 0                      | 3                          | 0                 | 0                     | 3             | 0                 | 0            | 9     |
| ARAGÓN                      | 0                     | 4                    | 0            | 0     | 4                               | 0                   | 0                      | 3                          | 1                 | 0                     | 0             | 0                 | 0            | 4     |
| HUESCA                      | 0                     | 4                    | 0            | 0     | 4                               | 0                   | 0                      | 3                          | 1                 | 0                     | 0             | 0                 | 0            | 4     |
| TERUEL                      | 0                     | 0                    | 0            | 0     | 0                               | 0                   | 0                      | 0                          | 0                 | 0                     | 0             | 0                 | 0            | 0     |
| ZARAGOZA                    | 0                     | 0                    | 0            | 0     | 0                               | 0                   | 0                      | 0                          | 0                 | 0                     | 0             | 0                 | 0            | 0     |
| ASTURIAS                    | 0                     | 13                   | 0            | 0     | 13                              | 0                   | 0                      | 9                          | 0                 | 0                     | 4             | 0                 | 0            | 13    |
| ILLES BALEARS               | 0                     | 3                    | 0            | 1     | 4                               | 0                   | 0                      | 2                          | 0                 | 0                     | 1             | 0                 | 0            | 3     |
| CANARIAS                    | 0                     | 2                    | 0            | 1     | 3                               | 0                   | 0                      | 2                          | 0                 | 0                     | 0             | 0                 | 0            | 2     |
| LAS PALMAS                  | 0                     | 0                    | 0            | 1     | 1                               | 0                   | 0                      | 0                          | 0                 | 0                     | 0             | 0                 | 0            | 0     |
| S.C. TENERIFE               | 0                     | 2                    | 0            | 0     | 2                               | 0                   | 0                      | 2                          | 0                 | 0                     | 0             | 0                 | 0            | 2     |
| CANTABRIA                   | 0                     | 3                    | 0            | 0     | 3                               | 1                   | 0                      | 1                          | 0                 | 0                     | 1             | 0                 | 0            | 3     |
| CASTILLA Y LEÓN             | 0                     | 25                   | 1            | 1     | 27                              | 4                   | 0                      | 8                          | 0                 | 0                     | 13            | 0                 | 0            | 25    |
| ÁVILA                       | 0                     | 3                    | 0            | 0     | 3                               | 0                   | 0                      | 3                          | 0                 | 0                     | 0             | 0                 | 0            | 3     |
| BURGOS                      | 0                     | 1                    | 0            | 0     | 1                               | 1                   | 0                      | 0                          | 0                 | 0                     | 0             | 0                 | 0            | 1     |
| LEÓN                        | 0                     | 3                    | 0            | 0     | 3                               | 0                   | 0                      | 2                          | 0                 | 0                     | 1             | 0                 | 0            | 3     |
| PALENCIA                    | 0                     | 5                    | 0            | 0     | 5                               | 2                   | 0                      | 1                          | 0                 | 0                     | 2             | 0                 | 0            | 5     |
| SALAMANCA                   | 0                     | 5                    | 0            | 0     | 5                               | 0                   | 0                      | 1                          | 0                 | 0                     | 4             | 0                 | 0            | 5     |
| SEGOVIA                     | 0                     | 1                    | 0            | 0     | 1                               | 1                   | 0                      | 0                          | 0                 | 0                     | 0             | 0                 | 0            | 1     |
| SORIA                       | 0                     | 0                    | 0            | 0     | 0                               | 0                   | 0                      | 0                          | 0                 | 0                     | 0             | 0                 | 0            | 0     |
| VALLADOLID                  | 0                     | 7                    | 0            | 0     | 7                               | 0                   | 0                      | 1                          | 0                 | 0                     | 6             | 0                 | 0            | 7     |
| ZAMORA                      | 0                     | 0                    | 1            | 1     | 2                               | 0                   | 0                      | 0                          | 0                 | 0                     | 0             | 0                 | 0            | 0     |
| CASTILLA-LA MANCHA          | 1                     | 30                   | 5            | 0     | 36                              | 7                   | 5                      | 5                          | 2                 | 0                     | 11            | 0                 | 0            | 30    |
| ALBACETE                    | 0                     | 4                    | 4            | 0     | 8                               | 1                   | 0                      | 0                          | 1                 | 0                     | 2             | 0                 | 0            | 4     |
| CIUDAD REAL                 | 1                     | 4                    | 1            | 0     | 6                               | 0                   | 0                      | 1                          | 1                 | 0                     | 2             | 0                 | 0            | 4     |
| CUENCA                      | 0                     | 10                   | 0            | 0     | 10                              | 3                   | 5                      | 0                          | 0                 | 0                     | 2             | 0                 | 0            | 10    |
| GUADALAJARA                 | 0                     | 3                    | 0            | 0     | 3                               | 0                   | 0                      | 3                          | 0                 | 0                     | 0             | 0                 | 0            | 3     |
| TOLEDO                      | 0                     | 9                    | 0            | 0     | 9                               | 3                   | 0                      | 1                          | 0                 | 0                     | 5             | 0                 | 0            | 9     |

(Continúa al dorso)

| CC.AA.<br>Y/O<br>PROVINCIAS | REVISIONES EFECTUADAS |                      |              |          | CAUSAS DE EXTINCIÓN DEL DERECHO |                     |                        |                            |                   |                       |               |                   |              |            |
|-----------------------------|-----------------------|----------------------|--------------|----------|---------------------------------|---------------------|------------------------|----------------------------|-------------------|-----------------------|---------------|-------------------|--------------|------------|
|                             | Modifica.<br>Cuantía  | Extinción<br>Derecho | Suspensión   |          | TOTAL                           | Recursos<br>Propios | Recursos<br>Familiares | Prestación<br>Incompatible | Ingreso<br>Centro | Pérdida<br>Residencia | Fallecimiento | Grado y<br>Baremo | Alta<br>S.S. | TOTAL      |
|                             |                       |                      | Act. Laboral | Otras    |                                 |                     |                        |                            |                   |                       |               |                   |              |            |
| CATALUNYA                   | 0                     | 0                    | 0            | 0        | 0                               | 0                   | 0                      | 0                          | 0                 | 0                     | 0             | 0                 | 0            | 0          |
| BARCELONA                   | 0                     | 0                    | 0            | 0        | 0                               | 0                   | 0                      | 0                          | 0                 | 0                     | 0             | 0                 | 0            | 0          |
| GIRONA                      | 0                     | 0                    | 0            | 0        | 0                               | 0                   | 0                      | 0                          | 0                 | 0                     | 0             | 0                 | 0            | 0          |
| LLEIDA                      | 0                     | 0                    | 0            | 0        | 0                               | 0                   | 0                      | 0                          | 0                 | 0                     | 0             | 0                 | 0            | 0          |
| TARRAGONA                   | 0                     | 0                    | 0            | 0        | 0                               | 0                   | 0                      | 0                          | 0                 | 0                     | 0             | 0                 | 0            | 0          |
| COMUNIDAD VALENCIANA        | 0                     | 29                   | 0            | 0        | 29                              | 4                   | 0                      | 15                         | 0                 | 0                     | 10            | 0                 | 0            | 29         |
| ALICANTE                    | 0                     | 13                   | 0            | 0        | 13                              | 0                   | 0                      | 9                          | 0                 | 0                     | 4             | 0                 | 0            | 13         |
| CASTELLÓN                   | 0                     | 7                    | 0            | 0        | 7                               | 0                   | 0                      | 4                          | 0                 | 0                     | 3             | 0                 | 0            | 7          |
| VALENCIA                    | 0                     | 9                    | 0            | 0        | 9                               | 4                   | 0                      | 2                          | 0                 | 0                     | 3             | 0                 | 0            | 9          |
| EXTREMADURA                 | 4                     | 23                   | 0            | 0        | 27                              | 0                   | 0                      | 12                         | 0                 | 0                     | 11            | 0                 | 0            | 23         |
| BADAJOS                     | 0                     | 19                   | 0            | 0        | 19                              | 0                   | 0                      | 8                          | 0                 | 0                     | 11            | 0                 | 0            | 19         |
| CÁCERES                     | 4                     | 4                    | 0            | 0        | 8                               | 0                   | 0                      | 4                          | 0                 | 0                     | 0             | 0                 | 0            | 4          |
| GALICIA                     | 0                     | 11                   | 0            | 0        | 11                              | 0                   | 0                      | 9                          | 0                 | 0                     | 2             | 0                 | 0            | 11         |
| A CORUÑA                    | 0                     | 0                    | 0            | 0        | 0                               | 0                   | 0                      | 0                          | 0                 | 0                     | 0             | 0                 | 0            | 0          |
| LUGO                        | 0                     | 0                    | 0            | 0        | 0                               | 0                   | 0                      | 0                          | 0                 | 0                     | 0             | 0                 | 0            | 0          |
| OURENSE                     | 0                     | 3                    | 0            | 0        | 3                               | 0                   | 0                      | 3                          | 0                 | 0                     | 0             | 0                 | 0            | 3          |
| PONTEVEDRA                  | 0                     | 8                    | 0            | 0        | 8                               | 0                   | 0                      | 6                          | 0                 | 0                     | 2             | 0                 | 0            | 8          |
| MADRID                      | 0                     | 23                   | 0            | 0        | 23                              | 0                   | 0                      | 9                          | 0                 | 0                     | 14            | 0                 | 0            | 23         |
| MURCIA                      | 7                     | 25                   | 0            | 0        | 32                              | 0                   | 1                      | 13                         | 0                 | 0                     | 11            | 0                 | 0            | 25         |
| NAVARRA                     | 0                     | 3                    | 0            | 0        | 3                               | 2                   | 0                      | 0                          | 0                 | 0                     | 1             | 0                 | 0            | 3          |
| PAÍS VASCO                  | 0                     | 1                    | 0            | 0        | 1                               | 0                   | 0                      | 1                          | 0                 | 0                     | 0             | 0                 | 0            | 1          |
| ÁLAVA                       | 0                     | 0                    | 0            | 0        | 0                               | 0                   | 0                      | 0                          | 0                 | 0                     | 0             | 0                 | 0            | 0          |
| GUIPÚZCOA                   | 0                     | 0                    | 0            | 0        | 0                               | 0                   | 0                      | 0                          | 0                 | 0                     | 0             | 0                 | 0            | 0          |
| VIZCAYA                     | 0                     | 1                    | 0            | 0        | 1                               | 0                   | 0                      | 1                          | 0                 | 0                     | 0             | 0                 | 0            | 1          |
| LA RIOJA                    | 0                     | 5                    | 0            | 0        | 5                               | 1                   | 0                      | 3                          | 0                 | 0                     | 1             | 0                 | 0            | 5          |
| CEUTA                       | 0                     | 4                    | 0            | 0        | 4                               | 0                   | 0                      | 0                          | 0                 | 1                     | 3             | 0                 | 0            | 4          |
| MELILLA                     | 0                     | 7                    | 0            | 1        | 8                               | 0                   | 2                      | 2                          | 0                 | 0                     | 2             | 0                 | 1            | 7          |
| <b>TOTAL ESTADO</b>         | <b>13</b>             | <b>277</b>           | <b>6</b>     | <b>4</b> | <b>300</b>                      | <b>46</b>           | <b>8</b>               | <b>110</b>                 | <b>3</b>          | <b>1</b>              | <b>108</b>    | <b>0</b>          | <b>1</b>     | <b>277</b> |

**PRESTACIONES DEL REAL DECRETO 383/1984, DE 1 DE SEPTIEMBRE (LISMI)  
REVISIONES DE OFICIO E INSTANCIA DE PARTE EFECTUADAS DE SGIM  
DATOS DE GESTIÓN CORRESPONDIENTES AL ABRIL HASTA ABRIL**

| CC.AA.<br>Y/O<br>PROVINCIAS | REVISIONES EFECTUADAS |                      |              |       | CAUSAS DE EXTINCIÓN DEL DERECHO |                     |                            |                       |               |                   |       |
|-----------------------------|-----------------------|----------------------|--------------|-------|---------------------------------|---------------------|----------------------------|-----------------------|---------------|-------------------|-------|
|                             | Modifica.<br>Cuantía  | Extinción<br>Derecho | Suspensión   |       | TOTAL                           | Recursos<br>Propios | Prestación<br>Incompatible | Pérdida<br>Residencia | Fallecimiento | Grado y<br>Baremo | TOTAL |
|                             |                       |                      | Act. Laboral | Otras |                                 |                     |                            |                       |               |                   |       |
| ANDALUCÍA                   | 1                     | 51                   | 0            | 0     | 52                              | 25                  | 11                         | 0                     | 15            | 0                 | 51    |
| ALMERÍA                     | 1                     | 9                    | 0            | 0     | 10                              | 4                   | 0                          | 0                     | 5             | 0                 | 9     |
| CÁDIZ                       | 0                     | 2                    | 0            | 0     | 2                               | 0                   | 2                          | 0                     | 0             | 0                 | 2     |
| CÓRDOBA                     | 0                     | 4                    | 0            | 0     | 4                               | 1                   | 1                          | 0                     | 2             | 0                 | 4     |
| GRANADA                     | 0                     | 2                    | 0            | 0     | 2                               | 0                   | 1                          | 0                     | 1             | 0                 | 2     |
| HUELVA                      | 0                     | 1                    | 0            | 0     | 1                               | 1                   | 0                          | 0                     | 0             | 0                 | 1     |
| JAÉN                        | 0                     | 3                    | 0            | 0     | 3                               | 2                   | 0                          | 0                     | 1             | 0                 | 3     |
| MÁLAGA                      | 0                     | 21                   | 0            | 0     | 21                              | 14                  | 4                          | 0                     | 3             | 0                 | 21    |
| SEVILLA                     | 0                     | 9                    | 0            | 0     | 9                               | 3                   | 3                          | 0                     | 3             | 0                 | 9     |
| ARAGÓN                      | 0                     | 1                    | 0            | 0     | 1                               | 0                   | 1                          | 0                     | 0             | 0                 | 1     |
| HUESCA                      | 0                     | 1                    | 0            | 0     | 1                               | 0                   | 1                          | 0                     | 0             | 0                 | 1     |
| TERUEL                      | 0                     | 0                    | 0            | 0     | 0                               | 0                   | 0                          | 0                     | 0             | 0                 | 0     |
| ZARAGOZA                    | 0                     | 0                    | 0            | 0     | 0                               | 0                   | 0                          | 0                     | 0             | 0                 | 0     |
| ASTURIAS                    | 0                     | 12                   | 0            | 0     | 12                              | 0                   | 8                          | 0                     | 4             | 0                 | 12    |
| ILLES BALEARS               | 0                     | 3                    | 0            | 1     | 4                               | 0                   | 2                          | 0                     | 1             | 0                 | 3     |
| CANARIAS                    | 0                     | 2                    | 0            | 0     | 2                               | 0                   | 2                          | 0                     | 0             | 0                 | 2     |
| LAS PALMAS                  | 0                     | 0                    | 0            | 0     | 0                               | 0                   | 0                          | 0                     | 0             | 0                 | 0     |
| S.C. TENERIFE               | 0                     | 2                    | 0            | 0     | 2                               | 0                   | 2                          | 0                     | 0             | 0                 | 2     |
| CANTABRIA                   | 0                     | 3                    | 0            | 0     | 3                               | 1                   | 1                          | 0                     | 1             | 0                 | 3     |
| CASTILLA Y LEÓN             | 0                     | 22                   | 1            | 0     | 23                              | 4                   | 7                          | 0                     | 11            | 0                 | 22    |
| ÁVILA                       | 0                     | 2                    | 0            | 0     | 2                               | 0                   | 2                          | 0                     | 0             | 0                 | 2     |
| BURGOS                      | 0                     | 1                    | 0            | 0     | 1                               | 1                   | 0                          | 0                     | 0             | 0                 | 1     |
| LEÓN                        | 0                     | 3                    | 0            | 0     | 3                               | 0                   | 2                          | 0                     | 1             | 0                 | 3     |
| PALENCIA                    | 0                     | 5                    | 0            | 0     | 5                               | 2                   | 1                          | 0                     | 2             | 0                 | 5     |
| SALAMANCA                   | 0                     | 5                    | 0            | 0     | 5                               | 0                   | 1                          | 0                     | 4             | 0                 | 5     |
| SEGOVIA                     | 0                     | 1                    | 0            | 0     | 1                               | 1                   | 0                          | 0                     | 0             | 0                 | 1     |
| SORIA                       | 0                     | 0                    | 0            | 0     | 0                               | 0                   | 0                          | 0                     | 0             | 0                 | 0     |
| VALLADOLID                  | 0                     | 5                    | 0            | 0     | 5                               | 0                   | 1                          | 0                     | 4             | 0                 | 5     |
| ZAMORA                      | 0                     | 0                    | 1            | 0     | 1                               | 0                   | 0                          | 0                     | 0             | 0                 | 0     |
| CASTILLA-LA MANCHA          | 1                     | 22                   | 5            | 0     | 28                              | 7                   | 4                          | 0                     | 11            | 0                 | 22    |
| ALBACETE                    | 0                     | 3                    | 4            | 0     | 7                               | 1                   | 0                          | 0                     | 2             | 0                 | 3     |
| CIUDAD REAL                 | 1                     | 2                    | 1            | 0     | 4                               | 0                   | 0                          | 0                     | 2             | 0                 | 2     |
| CUENCA                      | 0                     | 5                    | 0            | 0     | 5                               | 3                   | 0                          | 0                     | 2             | 0                 | 5     |
| GUADALAJARA                 | 0                     | 3                    | 0            | 0     | 3                               | 0                   | 3                          | 0                     | 0             | 0                 | 3     |
| TOLEDO                      | 0                     | 9                    | 0            | 0     | 9                               | 3                   | 1                          | 0                     | 5             | 0                 | 9     |

(Continúa al dorso)

| CC.AA.<br>Y/O<br>PROVINCIAS | REVISIONES EFECTUADAS |                      |                 |          | CAUSAS DE EXTINCIÓN DEL DERECHO |                     |                            |                       |               |                   |            |
|-----------------------------|-----------------------|----------------------|-----------------|----------|---------------------------------|---------------------|----------------------------|-----------------------|---------------|-------------------|------------|
|                             | Modifica.<br>Cuantía  | Extinción<br>Derecho | Suspensión SGIM |          | TOTAL                           | Recursos<br>Propios | Prestación<br>Incompatible | Pérdida<br>Residencia | Fallecimiento | Grado y<br>Baremo | TOTAL      |
|                             |                       |                      | Act. Laboral    | Otras    |                                 |                     |                            |                       |               |                   |            |
| CATALUNYA                   | 0                     | 0                    | 0               | 0        | 0                               | 0                   | 0                          | 0                     | 0             | 0                 | 0          |
| BARCELONA                   | 0                     | 0                    | 0               | 0        | 0                               | 0                   | 0                          | 0                     | 0             | 0                 | 0          |
| GIRONA                      | 0                     | 0                    | 0               | 0        | 0                               | 0                   | 0                          | 0                     | 0             | 0                 | 0          |
| LLEIDA                      | 0                     | 0                    | 0               | 0        | 0                               | 0                   | 0                          | 0                     | 0             | 0                 | 0          |
| TARRAGONA                   | 0                     | 0                    | 0               | 0        | 0                               | 0                   | 0                          | 0                     | 0             | 0                 | 0          |
| COMUNIDAD VALENCIANA        | 0                     | 23                   | 0               | 0        | 23                              | 2                   | 12                         | 0                     | 9             | 0                 | 23         |
| ALICANTE                    | 0                     | 13                   | 0               | 0        | 13                              | 0                   | 9                          | 0                     | 4             | 0                 | 13         |
| CASTELLÓN                   | 0                     | 6                    | 0               | 0        | 6                               | 0                   | 3                          | 0                     | 3             | 0                 | 6          |
| VALENCIA                    | 0                     | 4                    | 0               | 0        | 4                               | 2                   | 0                          | 0                     | 2             | 0                 | 4          |
| EXTREMADURA                 | 4                     | 20                   | 0               | 0        | 24                              | 0                   | 12                         | 0                     | 8             | 0                 | 20         |
| BADAJOZ                     | 0                     | 16                   | 0               | 0        | 16                              | 0                   | 8                          | 0                     | 8             | 0                 | 16         |
| CÁCERES                     | 4                     | 4                    | 0               | 0        | 8                               | 0                   | 4                          | 0                     | 0             | 0                 | 4          |
| GALICIA                     | 0                     | 8                    | 0               | 0        | 8                               | 0                   | 7                          | 0                     | 1             | 0                 | 8          |
| A CORUÑA                    | 0                     | 0                    | 0               | 0        | 0                               | 0                   | 0                          | 0                     | 0             | 0                 | 0          |
| LUGO                        | 0                     | 0                    | 0               | 0        | 0                               | 0                   | 0                          | 0                     | 0             | 0                 | 0          |
| OURENSE                     | 0                     | 2                    | 0               | 0        | 2                               | 0                   | 2                          | 0                     | 0             | 0                 | 2          |
| PONTEVEDRA                  | 0                     | 6                    | 0               | 0        | 6                               | 0                   | 5                          | 0                     | 1             | 0                 | 6          |
| MADRID                      | 0                     | 11                   | 0               | 0        | 11                              | 0                   | 7                          | 0                     | 4             | 0                 | 11         |
| MURCIA                      | 7                     | 21                   | 0               | 0        | 28                              | 0                   | 12                         | 0                     | 9             | 0                 | 21         |
| NAVARRA                     | 0                     | 2                    | 0               | 0        | 2                               | 1                   | 0                          | 0                     | 1             | 0                 | 2          |
| PAÍS VASCO                  | 0                     | 1                    | 0               | 0        | 1                               | 0                   | 1                          | 0                     | 0             | 0                 | 1          |
| ÁLAVA                       | 0                     | 0                    | 0               | 0        | 0                               | 0                   | 0                          | 0                     | 0             | 0                 | 0          |
| GUIPÚZCOA                   | 0                     | 0                    | 0               | 0        | 0                               | 0                   | 0                          | 0                     | 0             | 0                 | 0          |
| VIZCAYA                     | 0                     | 1                    | 0               | 0        | 1                               | 0                   | 1                          | 0                     | 0             | 0                 | 1          |
| LA RIOJA                    | 0                     | 4                    | 0               | 0        | 4                               | 1                   | 2                          | 0                     | 1             | 0                 | 4          |
| CEUTA                       | 0                     | 2                    | 0               | 0        | 2                               | 0                   | 0                          | 1                     | 1             | 0                 | 2          |
| MELILLA                     | 0                     | 3                    | 0               | 0        | 3                               | 0                   | 2                          | 0                     | 1             | 0                 | 3          |
| <b>TOTAL ESTADO</b>         | <b>13</b>             | <b>211</b>           | <b>6</b>        | <b>1</b> | <b>231</b>                      | <b>41</b>           | <b>91</b>                  | <b>1</b>              | <b>78</b>     | <b>0</b>          | <b>211</b> |

**PRESTACIONES DEL REAL DECRETO 383/1984, DE 1 DE SEPTIEMBRE (LISMI)  
REVISIONES DE OFICIO E INSTANCIA DE PARTE EFECTUADAS EN SATP  
DATOS DE GESTIÓN CORRESPONDIENTES AL ABRIL HASTA ABRIL**

| CC.AA.<br>Y/O<br>PROVINCIAS | REVISIONES EFECTUADAS |            |       | CAUSAS DE EXTINCIÓN DEL DERECHO |                            |                   |                       |               |                   |              |       |
|-----------------------------|-----------------------|------------|-------|---------------------------------|----------------------------|-------------------|-----------------------|---------------|-------------------|--------------|-------|
|                             | Extinción<br>Derecho  | Suspensión | TOTAL | Recursos<br>Propios             | Prestación<br>Incompatible | Ingreso<br>Centro | Pérdida<br>Residencia | Fallecimiento | Grado y<br>Baremo | Alta<br>S.S. | TOTAL |
|                             | ANDALUCÍA             | 7          | 0     | 7                               | 2                          | 1                 | 0                     | 0             | 4                 | 0            | 0     |
| ALMERÍA                     | 2                     | 0          | 2     | 0                               | 0                          | 0                 | 0                     | 2             | 0                 | 0            | 2     |
| CÁDIZ                       | 0                     | 0          | 0     | 0                               | 0                          | 0                 | 0                     | 0             | 0                 | 0            | 0     |
| CÓRDOBA                     | 2                     | 0          | 2     | 0                               | 1                          | 0                 | 0                     | 1             | 0                 | 0            | 2     |
| GRANADA                     | 0                     | 0          | 0     | 0                               | 0                          | 0                 | 0                     | 0             | 0                 | 0            | 0     |
| HUELVA                      | 0                     | 0          | 0     | 0                               | 0                          | 0                 | 0                     | 0             | 0                 | 0            | 0     |
| JAÉN                        | 0                     | 0          | 0     | 0                               | 0                          | 0                 | 0                     | 0             | 0                 | 0            | 0     |
| MÁLAGA                      | 3                     | 0          | 3     | 2                               | 0                          | 0                 | 0                     | 1             | 0                 | 0            | 3     |
| SEVILLA                     | 0                     | 0          | 0     | 0                               | 0                          | 0                 | 0                     | 0             | 0                 | 0            | 0     |
| ARAGÓN                      | 0                     | 0          | 0     | 0                               | 0                          | 0                 | 0                     | 0             | 0                 | 0            | 0     |
| HUESCA                      | 0                     | 0          | 0     | 0                               | 0                          | 0                 | 0                     | 0             | 0                 | 0            | 0     |
| TERUEL                      | 0                     | 0          | 0     | 0                               | 0                          | 0                 | 0                     | 0             | 0                 | 0            | 0     |
| ZARAGOZA                    | 0                     | 0          | 0     | 0                               | 0                          | 0                 | 0                     | 0             | 0                 | 0            | 0     |
| ASTURIAS                    | 1                     | 0          | 1     | 0                               | 1                          | 0                 | 0                     | 0             | 0                 | 0            | 1     |
| ILLES BALEARS               | 0                     | 0          | 0     | 0                               | 0                          | 0                 | 0                     | 0             | 0                 | 0            | 0     |
| CANARIAS                    | 0                     | 0          | 0     | 0                               | 0                          | 0                 | 0                     | 0             | 0                 | 0            | 0     |
| LAS PALMAS                  | 0                     | 0          | 0     | 0                               | 0                          | 0                 | 0                     | 0             | 0                 | 0            | 0     |
| S.C. TENERIFE               | 0                     | 0          | 0     | 0                               | 0                          | 0                 | 0                     | 0             | 0                 | 0            | 0     |
| CANTABRIA                   | 0                     | 0          | 0     | 0                               | 0                          | 0                 | 0                     | 0             | 0                 | 0            | 0     |
| CASTILLA Y LEÓN             | 3                     | 1          | 4     | 0                               | 1                          | 0                 | 0                     | 2             | 0                 | 0            | 3     |
| ÁVILA                       | 1                     | 0          | 1     | 0                               | 1                          | 0                 | 0                     | 0             | 0                 | 0            | 1     |
| BURGOS                      | 0                     | 0          | 0     | 0                               | 0                          | 0                 | 0                     | 0             | 0                 | 0            | 0     |
| LEÓN                        | 0                     | 0          | 0     | 0                               | 0                          | 0                 | 0                     | 0             | 0                 | 0            | 0     |
| PALENCIA                    | 0                     | 0          | 0     | 0                               | 0                          | 0                 | 0                     | 0             | 0                 | 0            | 0     |
| SALAMANCA                   | 0                     | 0          | 0     | 0                               | 0                          | 0                 | 0                     | 0             | 0                 | 0            | 0     |
| SEGOVIA                     | 0                     | 0          | 0     | 0                               | 0                          | 0                 | 0                     | 0             | 0                 | 0            | 0     |
| SORIA                       | 0                     | 0          | 0     | 0                               | 0                          | 0                 | 0                     | 0             | 0                 | 0            | 0     |
| VALLADOLID                  | 2                     | 0          | 2     | 0                               | 0                          | 0                 | 0                     | 2             | 0                 | 0            | 2     |
| ZAMORA                      | 0                     | 1          | 1     | 0                               | 0                          | 0                 | 0                     | 0             | 0                 | 0            | 0     |
| CASTILLA-LA MANCHA          | 2                     | 0          | 2     | 0                               | 0                          | 2                 | 0                     | 0             | 0                 | 0            | 2     |
| ALBACETE                    | 1                     | 0          | 1     | 0                               | 0                          | 1                 | 0                     | 0             | 0                 | 0            | 1     |
| CIUDAD REAL                 | 1                     | 0          | 1     | 0                               | 0                          | 1                 | 0                     | 0             | 0                 | 0            | 1     |
| CUENCA                      | 0                     | 0          | 0     | 0                               | 0                          | 0                 | 0                     | 0             | 0                 | 0            | 0     |
| GUADALAJARA                 | 0                     | 0          | 0     | 0                               | 0                          | 0                 | 0                     | 0             | 0                 | 0            | 0     |
| TOLEDO                      | 0                     | 0          | 0     | 0                               | 0                          | 0                 | 0                     | 0             | 0                 | 0            | 0     |

(Continúa al dorso)

| CC.AA.<br>Y/O<br>PROVINCIAS | REVISIONES EFECTUADAS |            |           | CAUSAS DE EXTINCIÓN DEL DERECHO |                            |                   |                       |               |                   |              |           |
|-----------------------------|-----------------------|------------|-----------|---------------------------------|----------------------------|-------------------|-----------------------|---------------|-------------------|--------------|-----------|
|                             | Extinción<br>Derecho  | Suspensión | TOTAL     | Recursos<br>Propios             | Prestación<br>Incompatible | Ingreso<br>Centro | Pérdida<br>Residencia | Fallecimiento | Grado y<br>Baremo | Alta<br>S.S. | TOTAL     |
| CATALUNYA                   | 0                     | 0          | 0         | 0                               | 0                          | 0                 | 0                     | 0             | 0                 | 0            | 0         |
| BARCELONA                   | 0                     | 0          | 0         | 0                               | 0                          | 0                 | 0                     | 0             | 0                 | 0            | 0         |
| GIRONA                      | 0                     | 0          | 0         | 0                               | 0                          | 0                 | 0                     | 0             | 0                 | 0            | 0         |
| LLEIDA                      | 0                     | 0          | 0         | 0                               | 0                          | 0                 | 0                     | 0             | 0                 | 0            | 0         |
| TARRAGONA                   | 0                     | 0          | 0         | 0                               | 0                          | 0                 | 0                     | 0             | 0                 | 0            | 0         |
| COMUNIDAD VALENCIANA        | 5                     | 0          | 5         | 1                               | 3                          | 0                 | 0                     | 1             | 0                 | 0            | 5         |
| ALICANTE                    | 0                     | 0          | 0         | 0                               | 0                          | 0                 | 0                     | 0             | 0                 | 0            | 0         |
| CASTELLÓN                   | 1                     | 0          | 1         | 0                               | 1                          | 0                 | 0                     | 0             | 0                 | 0            | 1         |
| VALENCIA                    | 4                     | 0          | 4         | 1                               | 2                          | 0                 | 0                     | 1             | 0                 | 0            | 4         |
| EXTREMADURA                 | 2                     | 0          | 2         | 0                               | 0                          | 0                 | 0                     | 2             | 0                 | 0            | 2         |
| BADAJOS                     | 2                     | 0          | 2         | 0                               | 0                          | 0                 | 0                     | 2             | 0                 | 0            | 2         |
| CÁCERES                     | 0                     | 0          | 0         | 0                               | 0                          | 0                 | 0                     | 0             | 0                 | 0            | 0         |
| GALICIA                     | 1                     | 0          | 1         | 0                               | 0                          | 0                 | 0                     | 1             | 0                 | 0            | 1         |
| A CORUÑA                    | 0                     | 0          | 0         | 0                               | 0                          | 0                 | 0                     | 0             | 0                 | 0            | 0         |
| LUGO                        | 0                     | 0          | 0         | 0                               | 0                          | 0                 | 0                     | 0             | 0                 | 0            | 0         |
| OURENSE                     | 0                     | 0          | 0         | 0                               | 0                          | 0                 | 0                     | 0             | 0                 | 0            | 0         |
| PONTEVEDRA                  | 1                     | 0          | 1         | 0                               | 0                          | 0                 | 0                     | 1             | 0                 | 0            | 1         |
| MADRID                      | 1                     | 0          | 1         | 0                               | 1                          | 0                 | 0                     | 0             | 0                 | 0            | 1         |
| MURCIA                      | 0                     | 0          | 0         | 0                               | 0                          | 0                 | 0                     | 0             | 0                 | 0            | 0         |
| NAVARRA                     | 1                     | 0          | 1         | 1                               | 0                          | 0                 | 0                     | 0             | 0                 | 0            | 1         |
| PAÍS VASCO                  | 0                     | 0          | 0         | 0                               | 0                          | 0                 | 0                     | 0             | 0                 | 0            | 0         |
| ÁLAVA                       | 0                     | 0          | 0         | 0                               | 0                          | 0                 | 0                     | 0             | 0                 | 0            | 0         |
| GUIPÚZCOA                   | 0                     | 0          | 0         | 0                               | 0                          | 0                 | 0                     | 0             | 0                 | 0            | 0         |
| VIZCAYA                     | 0                     | 0          | 0         | 0                               | 0                          | 0                 | 0                     | 0             | 0                 | 0            | 0         |
| LA RIOJA                    | 0                     | 0          | 0         | 0                               | 0                          | 0                 | 0                     | 0             | 0                 | 0            | 0         |
| CEUTA                       | 1                     | 0          | 1         | 0                               | 0                          | 0                 | 0                     | 1             | 0                 | 0            | 1         |
| MELILLA                     | 0                     | 0          | 0         | 0                               | 0                          | 0                 | 0                     | 0             | 0                 | 0            | 0         |
| <b>TOTAL ESTADO</b>         | <b>24</b>             | <b>1</b>   | <b>25</b> | <b>4</b>                        | <b>7</b>                   | <b>2</b>          | <b>0</b>              | <b>11</b>     | <b>0</b>          | <b>0</b>     | <b>24</b> |

**PRESTACIONES DEL REAL DECRETO 383/1984, DE 1 DE SEPTIEMBRE (LISMI)**  
**REVISIONES DE OFICIO E INSTANCIA DE PARTE EFECTUADAS EN SMTG**  
**DATOS DE GESTIÓN CORRESPONDIENTES AL ABRIL HASTA ABRIL**

| CC.AA.<br>Y/O<br>PROVINCIAS | REVISIONES EFECTUADAS |            |       | CAUSAS DE EXTINCIÓN DEL DERECHO |                        |                            |                   |                       |               |                   |              |       |
|-----------------------------|-----------------------|------------|-------|---------------------------------|------------------------|----------------------------|-------------------|-----------------------|---------------|-------------------|--------------|-------|
|                             | Extinción<br>Derecho  | Suspensión | TOTAL | Recursos<br>Propios             | Recursos<br>Familiares | Prestación<br>Incompatible | Ingreso<br>Centro | Pérdida<br>Residencia | Fallecimiento | Grado y<br>Baremo | Alta<br>S.S. | TOTAL |
| ANDALUCÍA                   | 1                     | 0          | 1     | 0                               | 0                      | 0                          | 0                 | 0                     | 1             | 0                 | 0            | 1     |
| ALMERÍA                     | 1                     | 0          | 1     | 0                               | 0                      | 0                          | 0                 | 0                     | 1             | 0                 | 0            | 1     |
| CÁDIZ                       | 0                     | 0          | 0     | 0                               | 0                      | 0                          | 0                 | 0                     | 0             | 0                 | 0            | 0     |
| CÓRDOBA                     | 0                     | 0          | 0     | 0                               | 0                      | 0                          | 0                 | 0                     | 0             | 0                 | 0            | 0     |
| GRANADA                     | 0                     | 0          | 0     | 0                               | 0                      | 0                          | 0                 | 0                     | 0             | 0                 | 0            | 0     |
| HUELVA                      | 0                     | 0          | 0     | 0                               | 0                      | 0                          | 0                 | 0                     | 0             | 0                 | 0            | 0     |
| JAÉN                        | 0                     | 0          | 0     | 0                               | 0                      | 0                          | 0                 | 0                     | 0             | 0                 | 0            | 0     |
| MÁLAGA                      | 0                     | 0          | 0     | 0                               | 0                      | 0                          | 0                 | 0                     | 0             | 0                 | 0            | 0     |
| SEVILLA                     | 0                     | 0          | 0     | 0                               | 0                      | 0                          | 0                 | 0                     | 0             | 0                 | 0            | 0     |
| ARAGÓN                      | 1                     | 0          | 1     | 0                               | 0                      | 0                          | 1                 | 0                     | 0             | 0                 | 0            | 1     |
| HUESCA                      | 1                     | 0          | 1     | 0                               | 0                      | 0                          | 1                 | 0                     | 0             | 0                 | 0            | 1     |
| TERUEL                      | 0                     | 0          | 0     | 0                               | 0                      | 0                          | 0                 | 0                     | 0             | 0                 | 0            | 0     |
| ZARAGOZA                    | 0                     | 0          | 0     | 0                               | 0                      | 0                          | 0                 | 0                     | 0             | 0                 | 0            | 0     |
| ASTURIAS                    | 0                     | 0          | 0     | 0                               | 0                      | 0                          | 0                 | 0                     | 0             | 0                 | 0            | 0     |
| ILLES BALEARS               | 0                     | 0          | 0     | 0                               | 0                      | 0                          | 0                 | 0                     | 0             | 0                 | 0            | 0     |
| CANARIAS                    | 0                     | 1          | 1     | 0                               | 0                      | 0                          | 0                 | 0                     | 0             | 0                 | 0            | 0     |
| LAS PALMAS                  | 0                     | 1          | 1     | 0                               | 0                      | 0                          | 0                 | 0                     | 0             | 0                 | 0            | 0     |
| S.C. TENERIFE               | 0                     | 0          | 0     | 0                               | 0                      | 0                          | 0                 | 0                     | 0             | 0                 | 0            | 0     |
| CANTABRIA                   | 0                     | 0          | 0     | 0                               | 0                      | 0                          | 0                 | 0                     | 0             | 0                 | 0            | 0     |
| CASTILLA Y LEÓN             | 0                     | 0          | 0     | 0                               | 0                      | 0                          | 0                 | 0                     | 0             | 0                 | 0            | 0     |
| ÁVILA                       | 0                     | 0          | 0     | 0                               | 0                      | 0                          | 0                 | 0                     | 0             | 0                 | 0            | 0     |
| BURGOS                      | 0                     | 0          | 0     | 0                               | 0                      | 0                          | 0                 | 0                     | 0             | 0                 | 0            | 0     |
| LEÓN                        | 0                     | 0          | 0     | 0                               | 0                      | 0                          | 0                 | 0                     | 0             | 0                 | 0            | 0     |
| PALENCIA                    | 0                     | 0          | 0     | 0                               | 0                      | 0                          | 0                 | 0                     | 0             | 0                 | 0            | 0     |
| SALAMANCA                   | 0                     | 0          | 0     | 0                               | 0                      | 0                          | 0                 | 0                     | 0             | 0                 | 0            | 0     |
| SEGOVIA                     | 0                     | 0          | 0     | 0                               | 0                      | 0                          | 0                 | 0                     | 0             | 0                 | 0            | 0     |
| SORIA                       | 0                     | 0          | 0     | 0                               | 0                      | 0                          | 0                 | 0                     | 0             | 0                 | 0            | 0     |
| VALLADOLID                  | 0                     | 0          | 0     | 0                               | 0                      | 0                          | 0                 | 0                     | 0             | 0                 | 0            | 0     |
| ZAMORA                      | 0                     | 0          | 0     | 0                               | 0                      | 0                          | 0                 | 0                     | 0             | 0                 | 0            | 0     |
| CASTILLA-LA MANCHA          | 6                     | 0          | 6     | 0                               | 5                      | 1                          | 0                 | 0                     | 0             | 0                 | 0            | 6     |
| ALBACETE                    | 0                     | 0          | 0     | 0                               | 0                      | 0                          | 0                 | 0                     | 0             | 0                 | 0            | 0     |
| CIUDAD REAL                 | 1                     | 0          | 1     | 0                               | 0                      | 1                          | 0                 | 0                     | 0             | 0                 | 0            | 1     |
| CUENCA                      | 5                     | 0          | 5     | 0                               | 5                      | 0                          | 0                 | 0                     | 0             | 0                 | 0            | 5     |
| GUADALAJARA                 | 0                     | 0          | 0     | 0                               | 0                      | 0                          | 0                 | 0                     | 0             | 0                 | 0            | 0     |
| TOLEDO                      | 0                     | 0          | 0     | 0                               | 0                      | 0                          | 0                 | 0                     | 0             | 0                 | 0            | 0     |

(Continúa al dorso)

| CC.AA.<br>Y/O<br>PROVINCIAS | REVISIONES EFECTUADAS |            |           | CAUSAS DE EXTINCIÓN DEL DERECHO |                        |                            |                   |                       |               |                   |              |           |
|-----------------------------|-----------------------|------------|-----------|---------------------------------|------------------------|----------------------------|-------------------|-----------------------|---------------|-------------------|--------------|-----------|
|                             | Extinción<br>Derecho  | Suspensión | TOTAL     | Recursos<br>Propios             | Recursos<br>Familiares | Prestación<br>Incompatible | Ingreso<br>Centro | Pérdida<br>Residencia | Fallecimiento | Grado y<br>Baremo | Alta<br>S.S. | TOTAL     |
| CATALUNYA                   | 0                     | 0          | 0         | 0                               | 0                      | 0                          | 0                 | 0                     | 0             | 0                 | 0            | 0         |
| BARCELONA                   | 0                     | 0          | 0         | 0                               | 0                      | 0                          | 0                 | 0                     | 0             | 0                 | 0            | 0         |
| GIRONA                      | 0                     | 0          | 0         | 0                               | 0                      | 0                          | 0                 | 0                     | 0             | 0                 | 0            | 0         |
| LLEIDA                      | 0                     | 0          | 0         | 0                               | 0                      | 0                          | 0                 | 0                     | 0             | 0                 | 0            | 0         |
| TARRAGONA                   | 0                     | 0          | 0         | 0                               | 0                      | 0                          | 0                 | 0                     | 0             | 0                 | 0            | 0         |
| COMUNIDAD VALENCIANA        | 1                     | 0          | 1         | 1                               | 0                      | 0                          | 0                 | 0                     | 0             | 0                 | 0            | 1         |
| ALICANTE                    | 0                     | 0          | 0         | 0                               | 0                      | 0                          | 0                 | 0                     | 0             | 0                 | 0            | 0         |
| CASTELLÓN                   | 0                     | 0          | 0         | 0                               | 0                      | 0                          | 0                 | 0                     | 0             | 0                 | 0            | 0         |
| VALENCIA                    | 1                     | 0          | 1         | 1                               | 0                      | 0                          | 0                 | 0                     | 0             | 0                 | 0            | 1         |
| EXTREMADURA                 | 1                     | 0          | 1         | 0                               | 0                      | 0                          | 0                 | 0                     | 1             | 0                 | 0            | 1         |
| BADAJOS                     | 1                     | 0          | 1         | 0                               | 0                      | 0                          | 0                 | 0                     | 1             | 0                 | 0            | 1         |
| CÁCERES                     | 0                     | 0          | 0         | 0                               | 0                      | 0                          | 0                 | 0                     | 0             | 0                 | 0            | 0         |
| GALICIA                     | 0                     | 0          | 0         | 0                               | 0                      | 0                          | 0                 | 0                     | 0             | 0                 | 0            | 0         |
| A CORUÑA                    | 0                     | 0          | 0         | 0                               | 0                      | 0                          | 0                 | 0                     | 0             | 0                 | 0            | 0         |
| LUGO                        | 0                     | 0          | 0         | 0                               | 0                      | 0                          | 0                 | 0                     | 0             | 0                 | 0            | 0         |
| OURENSE                     | 0                     | 0          | 0         | 0                               | 0                      | 0                          | 0                 | 0                     | 0             | 0                 | 0            | 0         |
| PONTEVEDRA                  | 0                     | 0          | 0         | 0                               | 0                      | 0                          | 0                 | 0                     | 0             | 0                 | 0            | 0         |
| MADRID                      | 1                     | 0          | 1         | 0                               | 0                      | 1                          | 0                 | 0                     | 0             | 0                 | 0            | 1         |
| MURCIA                      | 3                     | 0          | 3         | 0                               | 1                      | 0                          | 0                 | 0                     | 2             | 0                 | 0            | 3         |
| NAVARRA                     | 0                     | 0          | 0         | 0                               | 0                      | 0                          | 0                 | 0                     | 0             | 0                 | 0            | 0         |
| PAÍS VASCO                  | 0                     | 0          | 0         | 0                               | 0                      | 0                          | 0                 | 0                     | 0             | 0                 | 0            | 0         |
| ÁLAVA                       | 0                     | 0          | 0         | 0                               | 0                      | 0                          | 0                 | 0                     | 0             | 0                 | 0            | 0         |
| GUIPÚZCOA                   | 0                     | 0          | 0         | 0                               | 0                      | 0                          | 0                 | 0                     | 0             | 0                 | 0            | 0         |
| VIZCAYA                     | 0                     | 0          | 0         | 0                               | 0                      | 0                          | 0                 | 0                     | 0             | 0                 | 0            | 0         |
| LA RIOJA                    | 0                     | 0          | 0         | 0                               | 0                      | 0                          | 0                 | 0                     | 0             | 0                 | 0            | 0         |
| CEUTA                       | 1                     | 0          | 1         | 0                               | 0                      | 0                          | 0                 | 0                     | 1             | 0                 | 0            | 1         |
| MELILLA                     | 4                     | 1          | 5         | 0                               | 2                      | 0                          | 0                 | 0                     | 1             | 0                 | 1            | 4         |
| <b>TOTAL ESTADO</b>         | <b>19</b>             | <b>2</b>   | <b>21</b> | <b>1</b>                        | <b>8</b>               | <b>2</b>                   | <b>1</b>          | <b>0</b>              | <b>6</b>      | <b>0</b>          | <b>1</b>     | <b>19</b> |

**PRESTACIONES DEL REAL DECRETO 383/1984, DE 1 DE SEPTIEMBRE (LISMI)  
REVISIONES DE OFICIO E INSTANCIA DE PARTE EFECTUADAS EN ASPF  
DATOS DE GESTIÓN CORRESPONDIENTES AL ABRIL HASTA ABRIL**

| CC.AA.<br><br>Y/O<br><br>PROVINCIAS | REVISIONES EFECTUADAS |            |       | CAUSAS DE EXTINCIÓN DEL DERECHO |            |               |         |      |       |
|-------------------------------------|-----------------------|------------|-------|---------------------------------|------------|---------------|---------|------|-------|
|                                     | Extinción             | Suspensión | TOTAL | Prestación                      | Pérdida    | Fallecimiento | Grado y | Alta | TOTAL |
|                                     | Derecho               |            |       | Incompatible                    | Residencia |               | Baremo  | S.S. |       |
| ANDALUCÍA                           | 7                     | 0          | 7     | 4                               | 0          | 3             | 0       | 0    | 7     |
| ALMERÍA                             | 1                     | 0          | 1     | 0                               | 0          | 1             | 0       | 0    | 1     |
| CÁDIZ                               | 1                     | 0          | 1     | 1                               | 0          | 0             | 0       | 0    | 1     |
| CÓRDOBA                             | 0                     | 0          | 0     | 0                               | 0          | 0             | 0       | 0    | 0     |
| GRANADA                             | 0                     | 0          | 0     | 0                               | 0          | 0             | 0       | 0    | 0     |
| HUELVA                              | 0                     | 0          | 0     | 0                               | 0          | 0             | 0       | 0    | 0     |
| JAÉN                                | 0                     | 0          | 0     | 0                               | 0          | 0             | 0       | 0    | 0     |
| MÁLAGA                              | 5                     | 0          | 5     | 3                               | 0          | 2             | 0       | 0    | 5     |
| SEVILLA                             | 0                     | 0          | 0     | 0                               | 0          | 0             | 0       | 0    | 0     |
| ARAGÓN                              | 2                     | 0          | 2     | 2                               | 0          | 0             | 0       | 0    | 2     |
| HUESCA                              | 2                     | 0          | 2     | 2                               | 0          | 0             | 0       | 0    | 2     |
| TERUEL                              | 0                     | 0          | 0     | 0                               | 0          | 0             | 0       | 0    | 0     |
| ZARAGOZA                            | 0                     | 0          | 0     | 0                               | 0          | 0             | 0       | 0    | 0     |
| ASTURIAS                            | 0                     | 0          | 0     | 0                               | 0          | 0             | 0       | 0    | 0     |
| ILLES BALEARS                       | 0                     | 0          | 0     | 0                               | 0          | 0             | 0       | 0    | 0     |
| CANARIAS                            | 0                     | 0          | 0     | 0                               | 0          | 0             | 0       | 0    | 0     |
| LAS PALMAS                          | 0                     | 0          | 0     | 0                               | 0          | 0             | 0       | 0    | 0     |
| S.C. TENERIFE                       | 0                     | 0          | 0     | 0                               | 0          | 0             | 0       | 0    | 0     |
| CANTABRIA                           | 0                     | 0          | 0     | 0                               | 0          | 0             | 0       | 0    | 0     |
| CASTILLA Y LEÓN                     | 0                     | 0          | 0     | 0                               | 0          | 0             | 0       | 0    | 0     |
| ÁVILA                               | 0                     | 0          | 0     | 0                               | 0          | 0             | 0       | 0    | 0     |
| BURGOS                              | 0                     | 0          | 0     | 0                               | 0          | 0             | 0       | 0    | 0     |
| LEÓN                                | 0                     | 0          | 0     | 0                               | 0          | 0             | 0       | 0    | 0     |
| PALENCIA                            | 0                     | 0          | 0     | 0                               | 0          | 0             | 0       | 0    | 0     |
| SALAMANCA                           | 0                     | 0          | 0     | 0                               | 0          | 0             | 0       | 0    | 0     |
| SEGOVIA                             | 0                     | 0          | 0     | 0                               | 0          | 0             | 0       | 0    | 0     |
| SORIA                               | 0                     | 0          | 0     | 0                               | 0          | 0             | 0       | 0    | 0     |
| VALLADOLID                          | 0                     | 0          | 0     | 0                               | 0          | 0             | 0       | 0    | 0     |
| ZAMORA                              | 0                     | 0          | 0     | 0                               | 0          | 0             | 0       | 0    | 0     |
| CASTILLA-LA MANCHA                  | 0                     | 0          | 0     | 0                               | 0          | 0             | 0       | 0    | 0     |
| ALBACETE                            | 0                     | 0          | 0     | 0                               | 0          | 0             | 0       | 0    | 0     |
| CIUDAD REAL                         | 0                     | 0          | 0     | 0                               | 0          | 0             | 0       | 0    | 0     |
| CUENCA                              | 0                     | 0          | 0     | 0                               | 0          | 0             | 0       | 0    | 0     |
| GUADALAJARA                         | 0                     | 0          | 0     | 0                               | 0          | 0             | 0       | 0    | 0     |
| TOLEDO                              | 0                     | 0          | 0     | 0                               | 0          | 0             | 0       | 0    | 0     |

(Continúa al dorso)

| CC.AA.<br>Y/O<br>PROVINCIAS | REVISIONES EFECTUADAS |            |           | CAUSAS DE EXTINCIÓN DEL DERECHO |                       |               |                   |              |           |
|-----------------------------|-----------------------|------------|-----------|---------------------------------|-----------------------|---------------|-------------------|--------------|-----------|
|                             | Extinción<br>Derecho  | Suspensión | TOTAL     | Prestación<br>Incompatible      | Pérdida<br>Residencia | Fallecimiento | Grado y<br>Baremo | Alta<br>S.S. | TOTAL     |
| CATALUNYA                   | 0                     | 0          | 0         | 0                               | 0                     | 0             | 0                 | 0            | 0         |
| BARCELONA                   | 0                     | 0          | 0         | 0                               | 0                     | 0             | 0                 | 0            | 0         |
| GIRONA                      | 0                     | 0          | 0         | 0                               | 0                     | 0             | 0                 | 0            | 0         |
| LLEIDA                      | 0                     | 0          | 0         | 0                               | 0                     | 0             | 0                 | 0            | 0         |
| TARRAGONA                   | 0                     | 0          | 0         | 0                               | 0                     | 0             | 0                 | 0            | 0         |
| COMUNIDAD VALENCIANA        | 0                     | 0          | 0         | 0                               | 0                     | 0             | 0                 | 0            | 0         |
| ALICANTE                    | 0                     | 0          | 0         | 0                               | 0                     | 0             | 0                 | 0            | 0         |
| CASTELLÓN                   | 0                     | 0          | 0         | 0                               | 0                     | 0             | 0                 | 0            | 0         |
| VALENCIA                    | 0                     | 0          | 0         | 0                               | 0                     | 0             | 0                 | 0            | 0         |
| EXTREMADURA                 | 0                     | 0          | 0         | 0                               | 0                     | 0             | 0                 | 0            | 0         |
| BADAJOS                     | 0                     | 0          | 0         | 0                               | 0                     | 0             | 0                 | 0            | 0         |
| CÁCERES                     | 0                     | 0          | 0         | 0                               | 0                     | 0             | 0                 | 0            | 0         |
| GALICIA                     | 2                     | 0          | 2         | 2                               | 0                     | 0             | 0                 | 0            | 2         |
| A CORUÑA                    | 0                     | 0          | 0         | 0                               | 0                     | 0             | 0                 | 0            | 0         |
| LUGO                        | 0                     | 0          | 0         | 0                               | 0                     | 0             | 0                 | 0            | 0         |
| OURENSE                     | 1                     | 0          | 1         | 1                               | 0                     | 0             | 0                 | 0            | 1         |
| PONTEVEDRA                  | 1                     | 0          | 1         | 1                               | 0                     | 0             | 0                 | 0            | 1         |
| MADRID                      | 10                    | 0          | 10        | 0                               | 0                     | 10            | 0                 | 0            | 10        |
| MURCIA                      | 1                     | 0          | 1         | 1                               | 0                     | 0             | 0                 | 0            | 1         |
| NAVARRA                     | 0                     | 0          | 0         | 0                               | 0                     | 0             | 0                 | 0            | 0         |
| PAÍS VASCO                  | 0                     | 0          | 0         | 0                               | 0                     | 0             | 0                 | 0            | 0         |
| ÁLAVA                       | 0                     | 0          | 0         | 0                               | 0                     | 0             | 0                 | 0            | 0         |
| GUIPÚZCOA                   | 0                     | 0          | 0         | 0                               | 0                     | 0             | 0                 | 0            | 0         |
| VIZCAYA                     | 0                     | 0          | 0         | 0                               | 0                     | 0             | 0                 | 0            | 0         |
| LA RIOJA                    | 1                     | 0          | 1         | 1                               | 0                     | 0             | 0                 | 0            | 1         |
| CEUTA                       | 0                     | 0          | 0         | 0                               | 0                     | 0             | 0                 | 0            | 0         |
| MELILLA                     | 0                     | 0          | 0         | 0                               | 0                     | 0             | 0                 | 0            | 0         |
| <b>TOTAL ESTADO</b>         | <b>23</b>             | <b>0</b>   | <b>23</b> | <b>10</b>                       | <b>0</b>              | <b>13</b>     | <b>0</b>          | <b>0</b>     | <b>23</b> |

**PRESTACIONES DEL REAL DECRETO 383/1984, DE 1 DE SEPTIEMBRE (LISMI)  
TOTAL REVISIONES DE OFICIO E INSTANCIA DE PARTE EFECTUADAS  
DATOS DE GESTIÓN CORRESPONDIENTES AL ABRIL HASTA ABRIL**

| CC.AA.<br><br>Y/O<br><br>PROVINCIAS | REVISIONES EFECTUADAS    |                          |              |       | CAUSAS DE EXTINCIÓN DEL DERECHO |                         |                            |                                |                       |                           |               |                       |                  |       |
|-------------------------------------|--------------------------|--------------------------|--------------|-------|---------------------------------|-------------------------|----------------------------|--------------------------------|-----------------------|---------------------------|---------------|-----------------------|------------------|-------|
|                                     | Modifica.<br><br>Cuantía | Extinción<br><br>Derecho | Suspensión   |       | TOTAL                           | Recursos<br><br>Propios | Recursos<br><br>Familiares | Prestación<br><br>Incompatible | Ingreso<br><br>Centro | Pérdida<br><br>Residencia | Fallecimiento | Grado y<br><br>Baremo | Alta<br><br>S.S. | TOTAL |
|                                     |                          |                          | Act. Laboral | Otras |                                 |                         |                            |                                |                       |                           |               |                       |                  |       |
| ANDALUCÍA                           | 1                        | 66                       | 0            | 0     | 67                              | 27                      | 0                          | 16                             | 0                     | 0                         | 23            | 0                     | 0                | 66    |
| ALMERÍA                             | 1                        | 13                       | 0            | 0     | 14                              | 4                       | 0                          | 0                              | 0                     | 0                         | 9             | 0                     | 0                | 13    |
| CÁDIZ                               | 0                        | 3                        | 0            | 0     | 3                               | 0                       | 0                          | 3                              | 0                     | 0                         | 0             | 0                     | 0                | 3     |
| CÓRDOBA                             | 0                        | 6                        | 0            | 0     | 6                               | 1                       | 0                          | 2                              | 0                     | 0                         | 3             | 0                     | 0                | 6     |
| GRANADA                             | 0                        | 2                        | 0            | 0     | 2                               | 0                       | 0                          | 1                              | 0                     | 0                         | 1             | 0                     | 0                | 2     |
| HUELVA                              | 0                        | 1                        | 0            | 0     | 1                               | 1                       | 0                          | 0                              | 0                     | 0                         | 0             | 0                     | 0                | 1     |
| JAÉN                                | 0                        | 3                        | 0            | 0     | 3                               | 2                       | 0                          | 0                              | 0                     | 0                         | 1             | 0                     | 0                | 3     |
| MÁLAGA                              | 0                        | 29                       | 0            | 0     | 29                              | 16                      | 0                          | 7                              | 0                     | 0                         | 6             | 0                     | 0                | 29    |
| SEVILLA                             | 0                        | 9                        | 0            | 0     | 9                               | 3                       | 0                          | 3                              | 0                     | 0                         | 3             | 0                     | 0                | 9     |
| ARAGÓN                              | 0                        | 4                        | 0            | 0     | 4                               | 0                       | 0                          | 3                              | 1                     | 0                         | 0             | 0                     | 0                | 4     |
| HUESCA                              | 0                        | 4                        | 0            | 0     | 4                               | 0                       | 0                          | 3                              | 1                     | 0                         | 0             | 0                     | 0                | 4     |
| TERUEL                              | 0                        | 0                        | 0            | 0     | 0                               | 0                       | 0                          | 0                              | 0                     | 0                         | 0             | 0                     | 0                | 0     |
| ZARAGOZA                            | 0                        | 0                        | 0            | 0     | 0                               | 0                       | 0                          | 0                              | 0                     | 0                         | 0             | 0                     | 0                | 0     |
| ASTURIAS                            | 0                        | 13                       | 0            | 0     | 13                              | 0                       | 0                          | 9                              | 0                     | 0                         | 4             | 0                     | 0                | 13    |
| ILLES BALEARS                       | 0                        | 3                        | 0            | 1     | 4                               | 0                       | 0                          | 2                              | 0                     | 0                         | 1             | 0                     | 0                | 3     |
| CANARIAS                            | 0                        | 2                        | 0            | 1     | 3                               | 0                       | 0                          | 2                              | 0                     | 0                         | 0             | 0                     | 0                | 2     |
| LAS PALMAS                          | 0                        | 0                        | 0            | 1     | 1                               | 0                       | 0                          | 0                              | 0                     | 0                         | 0             | 0                     | 0                | 0     |
| S.C. TENERIFE                       | 0                        | 2                        | 0            | 0     | 2                               | 0                       | 0                          | 2                              | 0                     | 0                         | 0             | 0                     | 0                | 2     |
| CANTABRIA                           | 0                        | 3                        | 0            | 0     | 3                               | 1                       | 0                          | 1                              | 0                     | 0                         | 1             | 0                     | 0                | 3     |
| CASTILLA Y LEÓN                     | 0                        | 25                       | 1            | 1     | 27                              | 4                       | 0                          | 8                              | 0                     | 0                         | 13            | 0                     | 0                | 25    |
| ÁVILA                               | 0                        | 3                        | 0            | 0     | 3                               | 0                       | 0                          | 3                              | 0                     | 0                         | 0             | 0                     | 0                | 3     |
| BURGOS                              | 0                        | 1                        | 0            | 0     | 1                               | 1                       | 0                          | 0                              | 0                     | 0                         | 0             | 0                     | 0                | 1     |
| LEÓN                                | 0                        | 3                        | 0            | 0     | 3                               | 0                       | 0                          | 2                              | 0                     | 0                         | 1             | 0                     | 0                | 3     |
| PALENCIA                            | 0                        | 5                        | 0            | 0     | 5                               | 2                       | 0                          | 1                              | 0                     | 0                         | 2             | 0                     | 0                | 5     |
| SALAMANCA                           | 0                        | 5                        | 0            | 0     | 5                               | 0                       | 0                          | 1                              | 0                     | 0                         | 4             | 0                     | 0                | 5     |
| SEGOVIA                             | 0                        | 1                        | 0            | 0     | 1                               | 1                       | 0                          | 0                              | 0                     | 0                         | 0             | 0                     | 0                | 1     |
| SORIA                               | 0                        | 0                        | 0            | 0     | 0                               | 0                       | 0                          | 0                              | 0                     | 0                         | 0             | 0                     | 0                | 0     |
| VALLADOLID                          | 0                        | 7                        | 0            | 0     | 7                               | 0                       | 0                          | 1                              | 0                     | 0                         | 6             | 0                     | 0                | 7     |
| ZAMORA                              | 0                        | 0                        | 1            | 1     | 2                               | 0                       | 0                          | 0                              | 0                     | 0                         | 0             | 0                     | 0                | 0     |
| CASTILLA-LA MANCHA                  | 1                        | 30                       | 5            | 0     | 36                              | 7                       | 5                          | 5                              | 2                     | 0                         | 11            | 0                     | 0                | 30    |
| ALBACETE                            | 0                        | 4                        | 4            | 0     | 8                               | 1                       | 0                          | 0                              | 1                     | 0                         | 2             | 0                     | 0                | 4     |
| CIUDAD REAL                         | 1                        | 4                        | 1            | 0     | 6                               | 0                       | 0                          | 1                              | 1                     | 0                         | 2             | 0                     | 0                | 4     |
| CUENCA                              | 0                        | 10                       | 0            | 0     | 10                              | 3                       | 5                          | 0                              | 0                     | 0                         | 2             | 0                     | 0                | 10    |
| GUADALAJARA                         | 0                        | 3                        | 0            | 0     | 3                               | 0                       | 0                          | 3                              | 0                     | 0                         | 0             | 0                     | 0                | 3     |
| TOLEDO                              | 0                        | 9                        | 0            | 0     | 9                               | 3                       | 0                          | 1                              | 0                     | 0                         | 5             | 0                     | 0                | 9     |

(Continúa al dorso)

| CC.AA.<br>Y/O<br>PROVINCIAS | REVISIONES EFECTUADAS |                      |                 |          | CAUSAS DE EXTINCIÓN DEL DERECHO |                     |                        |                            |                   |                       |               |                   |              |            |
|-----------------------------|-----------------------|----------------------|-----------------|----------|---------------------------------|---------------------|------------------------|----------------------------|-------------------|-----------------------|---------------|-------------------|--------------|------------|
|                             | Modifica.<br>Cuantía  | Extinción<br>Derecho | Suspensión SGIM |          | TOTAL                           | Recursos<br>Propios | Recursos<br>Familiares | Prestación<br>Incompatible | Ingreso<br>Centro | Pérdida<br>Residencia | Fallecimiento | Grado y<br>Baremo | Alta<br>S.S. | TOTAL      |
|                             |                       |                      | Act. Laboral    | Otras    |                                 |                     |                        |                            |                   |                       |               |                   |              |            |
| CATALUNYA                   | 0                     | 0                    | 0               | 0        | 0                               | 0                   | 0                      | 0                          | 0                 | 0                     | 0             | 0                 | 0            | 0          |
| BARCELONA                   | 0                     | 0                    | 0               | 0        | 0                               | 0                   | 0                      | 0                          | 0                 | 0                     | 0             | 0                 | 0            | 0          |
| GIRONA                      | 0                     | 0                    | 0               | 0        | 0                               | 0                   | 0                      | 0                          | 0                 | 0                     | 0             | 0                 | 0            | 0          |
| LLEIDA                      | 0                     | 0                    | 0               | 0        | 0                               | 0                   | 0                      | 0                          | 0                 | 0                     | 0             | 0                 | 0            | 0          |
| TARRAGONA                   | 0                     | 0                    | 0               | 0        | 0                               | 0                   | 0                      | 0                          | 0                 | 0                     | 0             | 0                 | 0            | 0          |
| COMUNIDAD VALENCIANA        | 0                     | 29                   | 0               | 0        | 29                              | 4                   | 0                      | 15                         | 0                 | 0                     | 10            | 0                 | 0            | 29         |
| ALICANTE                    | 0                     | 13                   | 0               | 0        | 13                              | 0                   | 0                      | 9                          | 0                 | 0                     | 4             | 0                 | 0            | 13         |
| CASTELLÓN                   | 0                     | 7                    | 0               | 0        | 7                               | 0                   | 0                      | 4                          | 0                 | 0                     | 3             | 0                 | 0            | 7          |
| VALENCIA                    | 0                     | 9                    | 0               | 0        | 9                               | 4                   | 0                      | 2                          | 0                 | 0                     | 3             | 0                 | 0            | 9          |
| EXTREMADURA                 | 4                     | 23                   | 0               | 0        | 27                              | 0                   | 0                      | 12                         | 0                 | 0                     | 11            | 0                 | 0            | 23         |
| BADAJOS                     | 0                     | 19                   | 0               | 0        | 19                              | 0                   | 0                      | 8                          | 0                 | 0                     | 11            | 0                 | 0            | 19         |
| CÁCERES                     | 4                     | 4                    | 0               | 0        | 8                               | 0                   | 0                      | 4                          | 0                 | 0                     | 0             | 0                 | 0            | 4          |
| GALICIA                     | 0                     | 11                   | 0               | 0        | 11                              | 0                   | 0                      | 9                          | 0                 | 0                     | 2             | 0                 | 0            | 11         |
| A CORUÑA                    | 0                     | 0                    | 0               | 0        | 0                               | 0                   | 0                      | 0                          | 0                 | 0                     | 0             | 0                 | 0            | 0          |
| LUGO                        | 0                     | 0                    | 0               | 0        | 0                               | 0                   | 0                      | 0                          | 0                 | 0                     | 0             | 0                 | 0            | 0          |
| OURENSE                     | 0                     | 3                    | 0               | 0        | 3                               | 0                   | 0                      | 3                          | 0                 | 0                     | 0             | 0                 | 0            | 3          |
| PONTEVEDRA                  | 0                     | 8                    | 0               | 0        | 8                               | 0                   | 0                      | 6                          | 0                 | 0                     | 2             | 0                 | 0            | 8          |
| MADRID                      | 0                     | 23                   | 0               | 0        | 23                              | 0                   | 0                      | 9                          | 0                 | 0                     | 14            | 0                 | 0            | 23         |
| MURCIA                      | 7                     | 25                   | 0               | 0        | 32                              | 0                   | 1                      | 13                         | 0                 | 0                     | 11            | 0                 | 0            | 25         |
| NAVARRA                     | 0                     | 3                    | 0               | 0        | 3                               | 2                   | 0                      | 0                          | 0                 | 0                     | 1             | 0                 | 0            | 3          |
| PAÍS VASCO                  | 0                     | 1                    | 0               | 0        | 1                               | 0                   | 0                      | 1                          | 0                 | 0                     | 0             | 0                 | 0            | 1          |
| ÁLAVA                       | 0                     | 0                    | 0               | 0        | 0                               | 0                   | 0                      | 0                          | 0                 | 0                     | 0             | 0                 | 0            | 0          |
| GUIPÚZCOA                   | 0                     | 0                    | 0               | 0        | 0                               | 0                   | 0                      | 0                          | 0                 | 0                     | 0             | 0                 | 0            | 0          |
| VIZCAYA                     | 0                     | 1                    | 0               | 0        | 1                               | 0                   | 0                      | 1                          | 0                 | 0                     | 0             | 0                 | 0            | 1          |
| LA RIOJA                    | 0                     | 5                    | 0               | 0        | 5                               | 1                   | 0                      | 3                          | 0                 | 0                     | 1             | 0                 | 0            | 5          |
| CEUTA                       | 0                     | 4                    | 0               | 0        | 4                               | 0                   | 0                      | 0                          | 0                 | 1                     | 3             | 0                 | 0            | 4          |
| MELILLA                     | 0                     | 7                    | 0               | 1        | 8                               | 0                   | 2                      | 2                          | 0                 | 0                     | 2             | 0                 | 1            | 7          |
| <b>TOTAL ESTADO</b>         | <b>13</b>             | <b>277</b>           | <b>6</b>        | <b>4</b> | <b>300</b>                      | <b>46</b>           | <b>8</b>               | <b>110</b>                 | <b>3</b>          | <b>1</b>              | <b>108</b>    | <b>0</b>          | <b>1</b>     | <b>277</b> |

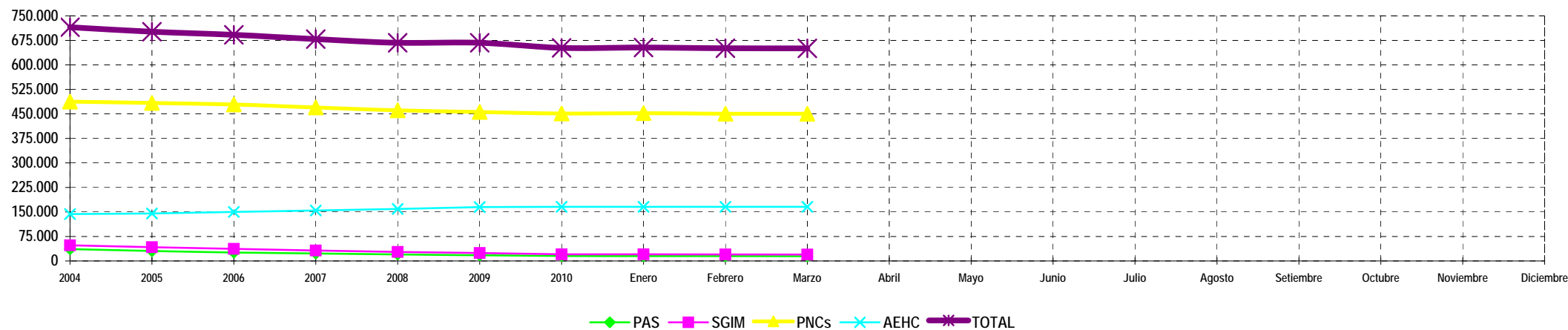
3

SITUACIÓN PRESTACIONES DE NATURALEZA NO CONTRIBUTIVA

## SITUACIÓN DE LAS PRESTACIONES DE NATURALEZA NO CONTRIBUTIVA (PNNC)

|      | PNNC DE JUBILACIÓN / VEJEZ |        |         |         | PNNC DE INVALIDEZ / ENFERMEDAD |        |         |         |         | TOTAL PNNC |        |         |         |         |
|------|----------------------------|--------|---------|---------|--------------------------------|--------|---------|---------|---------|------------|--------|---------|---------|---------|
|      | PAS                        | SGIM   | PNC     | TOTAL   | PAS                            | SGIM   | PNC     | AEHC    | TOTAL   | PAS        | SGIM   | PNCs    | AEHC    | TOTAL   |
| 2004 | 8.579                      | 34.197 | 280.338 | 323.114 | 27.588                         | 13.847 | 206.953 | 143.562 | 391.950 | 36.167     | 48.044 | 487.291 | 143.562 | 715.064 |
| 2005 | 6.578                      | 30.564 | 278.556 | 315.698 | 23.965                         | 11.713 | 204.686 | 145.391 | 385.755 | 30.543     | 42.277 | 483.242 | 145.391 | 701.453 |
| 2006 | 4.954                      | 27.007 | 274.266 | 306.227 | 21.012                         | 9.993  | 204.373 | 150.154 | 385.532 | 25.966     | 37.000 | 478.639 | 150.154 | 691.759 |
| 2007 | 4.041                      | 23.680 | 267.702 | 295.423 | 18.743                         | 8.333  | 201.751 | 154.429 | 383.256 | 22.784     | 32.013 | 469.453 | 154.429 | 678.679 |
| 2008 | 3.285                      | 20.828 | 262.960 | 287.073 | 16.526                         | 6.921  | 197.884 | 159.245 | 380.576 | 19.811     | 27.749 | 460.844 | 159.245 | 667.649 |
| 2009 | 2.711                      | 18.314 | 258.873 | 287.073 | 14.719                         | 5.896  | 196.782 | 164.810 | 382.207 | 17.430     | 24.210 | 455.655 | 164.810 | 667.649 |
| 2010 | 2.288                      | 15.517 | 254.989 | 272.794 | 12.837                         | 4.992  | 195.962 | 165.531 | 379.322 | 15.125     | 20.509 | 450.951 | 165.531 | 652.116 |

| 2011      | PNNC DE JUBILACIÓN / VEJEZ |        |         |         | PNNC DE INVALIDEZ / ENFERMEDAD |       |         |         |         | TOTAL PNNC |        |         |         |         |
|-----------|----------------------------|--------|---------|---------|--------------------------------|-------|---------|---------|---------|------------|--------|---------|---------|---------|
| Enero     | 2.265                      | 15.399 | 255.585 | 273.249 | 12.770                         | 4.938 | 196.648 | 165.531 | 379.887 | 15.035     | 20.337 | 452.233 | 165.531 | 653.136 |
| Febrero   | 2.236                      | 15.208 | 255.441 | 272.885 | 12.664                         | 4.845 | 194.904 | 165.706 | 378.119 | 14.900     | 20.053 | 450.345 | 165.706 | 651.004 |
| Marzo     | 2.193                      | 14.992 | 255.309 | 272.494 | 12.502                         | 4.771 | 195.144 | 165.669 | 378.086 | 14.695     | 19.763 | 450.453 | 165.669 | 650.580 |
| Abril     |                            |        |         |         |                                |       |         |         |         |            |        |         |         |         |
| Mayo      |                            |        |         |         |                                |       |         |         |         |            |        |         |         |         |
| Junio     |                            |        |         |         |                                |       |         |         |         |            |        |         |         |         |
| Julio     |                            |        |         |         |                                |       |         |         |         |            |        |         |         |         |
| Agosto    |                            |        |         |         |                                |       |         |         |         |            |        |         |         |         |
| Setiembre |                            |        |         |         |                                |       |         |         |         |            |        |         |         |         |
| Octubre   |                            |        |         |         |                                |       |         |         |         |            |        |         |         |         |
| Noviembre |                            |        |         |         |                                |       |         |         |         |            |        |         |         |         |
| Diciembre |                            |        |         |         |                                |       |         |         |         |            |        |         |         |         |



NOTA: Conforme se disponga de la totalidad de los datos mensuales, se procederá a la actualización del respectivo mes.

4

COMPLEMENTO POR ALQUILER PNC DEL AÑO 2010

**INFORME SOBRE PAGO Y LA GESTIÓN DEL COMPLEMENTO POR  
ALQUILER PARA EL AÑO 2010 A FAVOR DE LOS PENSIONISTAS NO  
CONTRIBUTIVOS**

## 4.1 INTRODUCCIÓN

El artículo 42.Dos de la Ley 26/2009, de 23 de diciembre, de Presupuestos Generales del Estado para el año 2010, establece para dicho año un complemento de pensión dirigido a aquellos pensionistas de jubilación o invalidez de la Seguridad Social, en su modalidad no contributiva, que acrediten fehacientemente carecer de vivienda en propiedad y residir, como residencia habitual, en una vivienda alquilada, autorizando al Gobierno a dictar las normas necesarias para regular el procedimiento de solicitud, reconocimiento y abono de este complemento. La cuantía de este complemento asciende a 525 euros que se devenga anualmente y se abona en un único pago.

El Real Decreto 2007/2009, de 23 de diciembre, sobre revalorización de las pensiones del sistema de la Seguridad Social y de otras prestaciones públicas para el ejercicio 2010, establece en el Capítulo II del Título II las normas para el reconocimiento y pago del complemento a favor de pensionista no contributivo que residan en una vivienda alquilada para el ejercicio 2010.

Para acceder al derecho a este complemento, el pensionista no contributivo, debe presentar una solicitud específica antes del 31 de diciembre de 2010, y reunir los siguientes requisitos:

- Tener reconocida una pensión de jubilación e invalidez de la Seguridad Social en su modalidad no contributiva, en la fecha de la solicitud y de la resolución. Si en la misma vivienda conviven dos o más personas que tuvieran reconocida pensión no contributiva, sólo tendrá derecho a este complemento aquel que sea el titular del contrato de arrendamiento o, en caso de ser varios, el primero de ellos.
- Carecer de vivienda en propiedad.
- Ser titular del contrato de arrendamiento en la fecha de la solicitud
- No tener relación de parentesco hasta el tercer grado con el arrendador de la vivienda.
- Tener fijada su residencia habitual en la vivienda alquilada. Este requisito se entenderá cumplido si la vigencia del arrendamiento no es inferior a un año y el pensionista ha residido en dicha vivienda durante un periodo mínimo de 180 días inmeditamente anteriores a la fecha de la solicitud.

La tramitación y resolución de las solicitudes de este complemento corresponde a los órganos que tengan atribuida la competencia para la gestión de las pensiones no contributivas de la Seguridad Social en las distintas Comunidades Autónomas, Diputaciones Forales del País Vasco y Navarra, así como las Direcciones Territoriales del Imsero. El complemento a favor de los pensionistas no contributivos que residan en una vivienda alquilada establecido para el año 2010 se financia con cargo al crédito que para el abono de las pensiones no contributivas de jubilación e invalidez figura en el presupuesto del Instituto de Mayores y Servicios Sociales, abonándose, igualmente, a través de la Tesorería General de la Seguridad Social, excepto para las Comunidades Autónomas de Navarra y el País Vasco.

Los datos sobre la gestión y el pago de este complemento parten de la información facilitada por la Gerencia de Informática de la Seguridad Social, los distintos órganos gestores de las Comunidades Autónomas y las Direcciones Territoriales del Imsero y se articula, dentro de cada uno de los aspectos objeto de seguimiento y evaluación, como se detalla a continuación:

- Pago: Número de pagos efectuados e importe total abonado.
- Gestión de las solicitudes: recoge la información en función de parámetros tales como el número de solicitudes presentadas, resoluciones emitidas, causas de denegación, con referencia a datos sobre el sexo y estado civil de los solicitantes en los distintos parámetros analizados.

## 4.2 PAGO DEL COMPLEMENTO POR ALQUILER PARA EL AÑO 2010 A LOS TITULARES DE PNC

El artículo 26 del Real Decreto 2007/2009, de 23 de diciembre, establece que este complemento de pensión se hará efectivo con anterioridad al 31 de diciembre respecto a aquellos pensionistas no contributivos que en dicha fecha tuvieran reconocido el derecho al mismo, previendo, no obstante, que a aquellos que no fuera posible su abono en el plazo indicado se le hará efectivo como máximo dentro de los tres meses siguientes.

De este modo, el pago del complemento por alquiler a los pensionistas no contributivos se ha articulado , con la elaboración de cinco nóminas de pago del complemento por alquiler específicas y extraordinarias abonadas en los meses de abril, junio, septiembre y diciembre 2010 y marzo 2011. Los datos que van a ser objeto de análisis son el resultado de la acumulación de dichas nóminas, conforme a la información facilitada por la Gerencia de Informática de la Seguridad Social y por los órganos gestores competentes en las Comunidades Autónomas de Navarra y el País Vasco.

El número total de complementos por alquiler abonados a los pensionistas no contributivos en todo el Estado español ha alcanzado la cifra de 14.210, de los que el 51,72% tienen reconocida una pensión de invalidez en su modalidad no contributiva. En el cuadro y gráficos siguientes se recogen los datos básicos sobre el pago del complemento por alquiler correspondiente al año 2010:

| COMPLEMENTO<br>ALQUILER PNC<br>AÑO 2010 | PNC DE JUBILACIÓN      |        | PNC DE INVALIDEZ |        | TOTAL COMPLEMENTOS |         |
|---|------------------------|--------|------------------|--------|--------------------|---------|
|   | NÚMERO DE COMPLEMENTOS |        |                  |        |                    |         |
| NÚMERO DE COMPLEMENTOS                  | 6.861                  | 48,28% | 7.349            | 51,72% | 14.210             | 100,00% |
| IMPORTES                                | 3.630.950,00           | 48,39% | 3.872.225,00     | 51,61% | 7.503.175,00       | 100,00% |

El número total de complementos por alquiler abonados supone que al 3,15% de los pensionistas no contributivos existentes a diciembre de 2010 se les haya reconocido el citado complemento. Si dicha representación se analiza en función del tipo de pensión no contributiva que tiene reconocida el beneficiario del complemento por alquiler es posible concluir que el número de complementos reconocidos a pensionistas no contributivos de invalidez es mayor, ya que el 3,75% de los pensionistas no contributivos de invalidez existentes a diciembre de 2010 lo han percibido. No obstante, de be tenerse en cuenta qu ele número de solicitudes aprobadas asciende a 14.444, cifra que es superior al numero de complementos abonados, ya que se han incluido en nóminas mensuales ordinarias.

El importe total abonado por este concepto en las cinco nóminas que de forma específica se han realizado ha ascendido a 7 millones y medio de euros.

Por último, se considera necesario destacar que el número de complementos por alquiler correspondiente al año 2010 se ha aumentado, llegando casi duplicarse, si se comparan con los datos relativos al año 2009.

### 4.3 GESTIÓN DE LAS SOLICITUDES DEL COMPLEMENTO POR ALQUILER PARA EL AÑO 2010 A LOS TITULARES DE PNC

El seguimiento de la gestión de las solicitudes del complemento por alquiler para el año 2010 se efectúa mediante el análisis de los parámetros básicos facilitados por los distintos órganos gestores, relativos al número de solicitudes formuladas, al número de resoluciones emitidas y al contenido de las mismas, cuyas cifras globales se muestran en el cuadro que figura a continuación, si bien las mismas se desglosan por Comunidades Autónomas y provincias en los anexos 85 a 88. Igualmente, van a ser objeto de análisis las variables del sexo y estado civil de los interesados en este proceso de gestión y para cada uno de los parámetros indicados, cuya distribución provincial figura en los anexos 89 y 90.

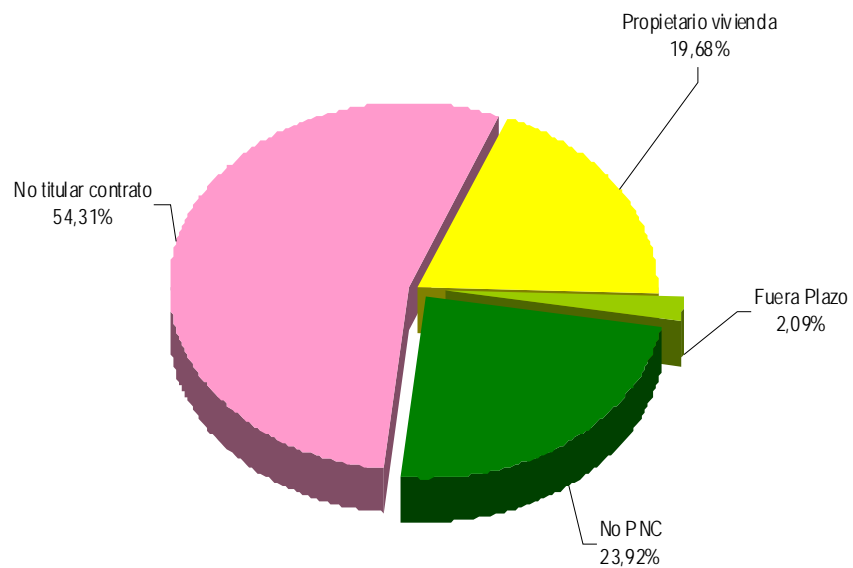
| GESTIÓN DEL COMPLEMENTO POR ALQUILER PARA TITULARES DE PNC |         |         |        |                       |           |           |            |        |
|--|---------|---------|--------|-----------------------|-----------|-----------|------------|--------|
| SOLICITUDES PRESENTADAS                                    |         |         |        | RESOLUCIONES EMITIDAS |           |           |            |        |
| PNC JUB.   | PNC INV | SIN PNC | TOTAL  | APROBADAS             | DENEGADAS | CADUCADAS | DESISTIDAS | TOTAL  |
| 7.119  | 11.489  | 461     | 19.069 | 14.444                | 3.522     | 807       | 296        | 19.069 |

Si se analizan cada uno de los aspectos de la gestión unido a las variables de edad y sexo de los interesados se obtienen los siguientes resultados:

- Se han presentado un total de 19.069 solicitudes, de las que el 60,25 corresponde a PNC de invalidez. La preeminencia femenina es uno de los rasgos que definen al pensionista no contributivo y la misma se refleja en que el 67,72% de las solicitudes han sido formuladas por mujeres. Si se utiliza como variable el estado civil del solicitante del complemento se obtiene como resultado que éste se encuentra preferentemente casado.
- El mayor número de solicitudes presentadas por pensionistas no contributivos de invalidez se traduce en una cifra superior de reconocimientos del derecho al complemento entre los mismos, y a un mayor coeficiente de reconocimiento del 77,75%, mientras que en jubilación el 77,41% de las solicitudes presentadas por pensionistas de jubilación ha dado lugar al reconocimiento del complemento. Si contabilizamos como de invalidez, a los pensionistas de dicha clase que han cumplido 65 años de edad. El coeficiente de reconocimiento sería aún superior para los citados pensionistas.

El mayor peso de las mujeres y de los casados entre los solicitantes del complemento se refleja igualmente si se analizan estas variables respecto a las resoluciones por las se reconoce el derecho al mismo, reflejando unas participaciones muy similares.

- De las 19.069 solicitudes resueltas, el 18,47% han denegado el derecho al complemento por alquiler. Las causas que han motivado las denegaciones contenidas en las 3.522 resoluciones se reflejan en el gráfico siguiente, del que es posible concluir que el complemento por alquiler ha sido denegado preferentemente porque el pensionista no contributivo no es el titular del contrato de arrendamiento.



Causas de denegación del complemento por alquiler

Nuevamente las mujeres y los casados son los que mayor peso tienen entre los solicitantes a los que se les ha denegado el derecho al complemento, si bien es posible resaltar que las proporciones que reflejan los casados son superiores a las que registran respecto al total de solicitudes y de resoluciones aprobatorias.



#### 4a DATOS SOBRE BENEFICIARIOS Y PAGO DEL COMPLEMENTO

# PENSIONES NO CONTRIBUTIVAS DE LA SEGURIDAD SOCIAL

## COMPLEMENTO ALQUILER AÑO 2010\*

| CC.AA.<br>Y/O<br>PROVINCIAS | PENSIONISTAS DE JUBILACIÓN |                   | PENSIONISTAS DE INVALIDEZ |                   | TOTAL                     |                   |
|-----------------------------|----------------------------|-------------------|---------------------------|-------------------|---------------------------|-------------------|
|                             | NÚMERO<br>DE COMPLEMENTOS  | IMPORTE<br>BRUTO  | NÚMERO<br>DE COMPLEMENTOS | IMPORTE<br>BRUTO  | NÚMERO<br>DE COMPLEMENTOS | IMPORTE<br>BRUTO  |
| <b>ANDALUCÍA</b>            | <b>1.304</b>               | <b>684.600</b>    | <b>1.007</b>              | <b>528.675</b>    | <b>2.311</b>              | <b>1.213.275</b>  |
| ALMERÍA                     | 55                         | 28.875,00         | 64                        | 33.600,00         | 119                       | 62.475,00         |
| CÁDIZ                       | 265                        | 139.125,00        | 257                       | 134.925,00        | 522                       | 274.050,00        |
| CÓRDOBA                     | 159                        | 83.475,00         | 101                       | 53.025,00         | 260                       | 136.500,00        |
| GRANADA                     | 153                        | 80.325,00         | 95                        | 49.875,00         | 248                       | 130.200,00        |
| HUELVA                      | 65                         | 34.125,00         | 51                        | 26.775,00         | 116                       | 60.900,00         |
| JAÉN                        | 45                         | 23.625,00         | 44                        | 23.100,00         | 89                        | 46.725,00         |
| MÁLAGA                      | 389                        | 204.225,00        | 240                       | 126.000,00        | 629                       | 330.225,00        |
| SEVILLA                     | 173                        | 90.825,00         | 155                       | 81.375,00         | 328                       | 172.200,00        |
| <b>ARAGÓN</b>               | <b>216</b>                 | <b>113.400,00</b> | <b>157</b>                | <b>82.425,00</b>  | <b>373</b>                | <b>195.825,00</b> |
| HUESCA                      | 25                         | 13.125,00         | 20                        | 10.500,00         | 45                        | 23.625,00         |
| TERUEL                      | 2                          | 1.050,00          | 1                         | 525,00            | 3                         | 1.575,00          |
| ZARAGOZA                    | 189                        | 99.225,00         | 136                       | 71.400,00         | 325                       | 170.625,00        |
| <b>ASTURIAS</b>             | <b>235</b>                 | <b>123.375,00</b> | <b>335</b>                | <b>175.875,00</b> | <b>570</b>                | <b>299.250,00</b> |
| <b>ILLES BALEARS</b>        | <b>334</b>                 | <b>203.700,00</b> | <b>262</b>                | <b>149.625,00</b> | <b>596</b>                | <b>353.325,00</b> |
| <b>CANARIAS</b>             | <b>456</b>                 | <b>239.400,00</b> | <b>654</b>                | <b>343.350,00</b> | <b>1.110</b>              | <b>582.750,00</b> |
| LAS PALMAS                  | 164                        | 86.100,00         | 177                       | 92.925,00         | 341                       | 179.025,00        |
| S.C. TENERIFE               | 292                        | 153.300,00        | 477                       | 250.425,00        | 769                       | 403.725,00        |
| <b>CANTABRIA</b>            | <b>64</b>                  | <b>33.600,00</b>  | <b>116</b>                | <b>60.900,00</b>  | <b>180</b>                | <b>94.500,00</b>  |
| <b>CASTILLA Y LEÓN</b>      | <b>286</b>                 | <b>150.150,00</b> | <b>275</b>                | <b>144.375,00</b> | <b>561</b>                | <b>294.525,00</b> |
| ÁVILA                       | 5                          | 2.625,00          | 14                        | 7.350,00          | 19                        | 9.975,00          |
| BURGOS                      | 30                         | 15.750,00         | 48                        | 25.200,00         | 78                        | 40.950,00         |
| LEÓN                        | 80                         | 42.000,00         | 83                        | 43.575,00         | 163                       | 85.575,00         |
| PALENCIA                    | 25                         | 13.125,00         | 8                         | 4.200,00          | 33                        | 17.325,00         |
| SALAMANCA                   | 46                         | 24.150,00         | 31                        | 16.275,00         | 77                        | 40.425,00         |
| SEGOVIA                     | 11                         | 5.775,00          | 22                        | 11.550,00         | 33                        | 17.325,00         |
| SORIA                       | 5                          | 2.625,00          | 5                         | 2.625,00          | 10                        | 5.250,00          |
| VALLADOLID                  | 63                         | 33.075,00         | 42                        | 22.050,00         | 105                       | 55.125,00         |
| ZAMORA                      | 21                         | 11.025,00         | 22                        | 11.550,00         | 43                        | 22.575,00         |
| <b>CASTILLA-LA MANCHA</b>   | <b>148</b>                 | <b>77.700,00</b>  | <b>396</b>                | <b>207.900,00</b> | <b>544</b>                | <b>285.600,00</b> |
| ALBACETE                    | 51                         | 26.775,00         | 133                       | 69.825,00         | 184                       | 96.600,00         |
| CIUDAD REAL                 | 33                         | 17.325,00         | 90                        | 47.250,00         | 123                       | 64.575,00         |
| CUENCA                      | 11                         | 5.775,00          | 50                        | 26.250,00         | 61                        | 32.025,00         |
| GUADALAJARA                 | 10                         | 5.250,00          | 32                        | 16.800,00         | 42                        | 22.050,00         |
| TOLEDO                      | 43                         | 22.575,00         | 91                        | 47.775,00         | 134                       | 70.350,00         |

(Continúa al dorso)

| CC.AA.<br>Y/O<br>PROVINCIAS | PENSIONISTAS DE JUBILACIÓN |                     | PENSIONISTAS DE INVALIDEZ |                     | TOTAL                     |                     |
|-----------------------------|----------------------------|---------------------|---------------------------|---------------------|---------------------------|---------------------|
|                             | NÚMERO<br>DE COMPLEMENTOS  | IMPORTE<br>BRUTO    | NÚMERO<br>DE COMPLEMENTOS | IMPORTE<br>BRUTO    | NÚMERO<br>DE COMPLEMENTOS | IMPORTE<br>BRUTO    |
| CATALUNYA                   | 1.197                      | 628.425,00          | 1.401                     | 735.525,00          | 2.598                     | 1.363.950,00        |
| BARCELONA                   | 963                        | 505.575,00          | 1.043                     | 547.575,00          | 2.006                     | 1.053.150,00        |
| GIRONA                      | 85                         | 44.625,00           | 91                        | 47.775,00           | 176                       | 92.400,00           |
| LLEIDA                      | 51                         | 26.775,00           | 72                        | 37.800,00           | 123                       | 64.575,00           |
| TARRAGONA                   | 98                         | 51.450,00           | 195                       | 102.375,00          | 293                       | 153.825,00          |
| COMUNIDAD VALENCIANA        | 643                        | 337.575,00          | 618                       | 324.450,00          | 1.261                     | 662.025,00          |
| ALICANTE                    | 219                        | 114.975,00          | 149                       | 78.225,00           | 368                       | 193.200,00          |
| CASTELLÓN                   | 47                         | 24.675,00           | 77                        | 40.425,00           | 124                       | 65.100,00           |
| VALENCIA                    | 377                        | 197.925,00          | 392                       | 205.800,00          | 769                       | 403.725,00          |
| EXTREMADURA                 | 177                        | 92.925,00           | 279                       | 146.475,00          | 456                       | 239.400,00          |
| BADAJOS                     | 124                        | 65.100,00           | 206                       | 108.150,00          | 330                       | 173.250,00          |
| CÁCERES                     | 53                         | 27.825,00           | 73                        | 38.325,00           | 126                       | 66.150,00           |
| GALICIA                     | 694                        | 364.350,00          | 753                       | 395.325,00          | 1.447                     | 759.675,00          |
| A CORUÑA                    | 323                        | 169.575,00          | 364                       | 191.100,00          | 687                       | 360.675,00          |
| LUGO                        | 74                         | 38.850,00           | 79                        | 41.475,00           | 153                       | 80.325,00           |
| OURENSE                     | 73                         | 38.325,00           | 87                        | 45.675,00           | 160                       | 84.000,00           |
| PONTEVEDRA                  | 224                        | 117.600,00          | 223                       | 117.075,00          | 447                       | 234.675,00          |
| MADRID                      | 691                        | 362.775,00          | 538                       | 282.450,00          | 1.229                     | 645.225,00          |
| MURCIA                      | 75                         | 39.375,00           | 116                       | 60.900,00           | 191                       | 100.275,00          |
| NAVARRA                     | 14                         | 7.350,00            | 16                        | 8.400,00            | 30                        | 15.750,00           |
| PAÍS VASCO                  | 206                        | 108.725,00          | 297                       | 157.850,00          | 503                       | 266.575,00          |
| ÁLAVA                       | 21                         | 11.025,00           | 39                        | 20.475,00           | 60                        | 31.500,00           |
| GUIPÚZCOA                   | 102                        | 54.125,00           | 114                       | 61.775,00           | 216                       | 115.900,00          |
| VIZCAYA                     | 83                         | 43.575,00           | 144                       | 75.600,00           | 227                       | 119.175,00          |
| LA RIOJA                    | 16                         | 8.400,00            | 23                        | 12.075,00           | 39                        | 20.475,00           |
| CEUTA                       | 36                         | 18.900,00           | 21                        | 11.025,00           | 57                        | 29.925,00           |
| MELILLA                     | 69                         | 36.225,00           | 85                        | 44.625,00           | 154                       | 80.850,00           |
| <b>TOTAL ESTADO</b>         | <b>6.861</b>               | <b>3.630.950,00</b> | <b>7.349</b>              | <b>3.872.225,00</b> | <b>14.210</b>             | <b>7.503.175,00</b> |

\* Pago efectuado por la Tesorería General de la Seguridad Social, excepto Navarra y País Vasco que es realizado por sus Gobiernos Autónomos respectivos.

\* El pago se ha efectuado en nómina independiente en los meses de abril, junio, septiembre y diciembre 2010 y marzo 2011.

## 4b DATOS DE GESTIÓN

# PENSIÓN NO CONTRIBUTIVA

## COMPLEMENTO POR ALQUILER CORRESPONDIENTE AL AÑO 2010

### DATOS DE GESTIÓN

| CC.AA.<br>Y/O<br>PROVINCIAS | SOLICITUDES<br>PRESENTADAS |           |         |       | SOLICITUDES RESUELTAS |           |       |            |           |         |       |           |            |       |
|-----------------------------|----------------------------|-----------|---------|-------|-----------------------|-----------|-------|------------|-----------|---------|-------|-----------|------------|-------|
|                             | JUBILACIÓN                 | INVALIDEZ | SIN PNC | TOTAL | APROBADAS             |           |       | DENEGADAS  |           |         |       | CADUCADAS | DESISTIDAS | TOTAL |
|                             |                            |           |         |       | JUBILACIÓN            | INVALIDEZ | TOTAL | JUBILACIÓN | INVALIDEZ | SIN PNC | TOTAL |           |            |       |
| <b>ANDALUCÍA</b>            | 1.286                      | 2.023     | 97      | 3.406 | 979                   | 1.502     | 2.481 | 228        | 416       | 97      | 741   | 0         | 184        | 3.406 |
| ALMERÍA                     | 90                         | 79        | 5       | 174   | 74                    | 56        | 130   | 14         | 22        | 5       | 41    | 0         | 3          | 174   |
| CÁDIZ                       | 260                        | 477       | 26      | 763   | 209                   | 373       | 582   | 29         | 65        | 26      | 120   | 0         | 61         | 763   |
| CÓRDOBA                     | 145                        | 269       | 17      | 431   | 105                   | 167       | 272   | 37         | 88        | 17      | 142   | 0         | 17         | 431   |
| GRANADA                     | 156                        | 176       | 7       | 339   | 126                   | 138       | 264   | 24         | 32        | 7       | 63    | 0         | 12         | 339   |
| HUELVA                      | 50                         | 117       | 1       | 168   | 37                    | 82        | 119   | 11         | 32        | 1       | 44    | 0         | 5          | 168   |
| JAÉN                        | 55                         | 65        | 5       | 125   | 46                    | 49        | 95    | 8          | 12        | 5       | 25    | 0         | 5          | 125   |
| MÁLAGA                      | 320                        | 547       | 16      | 883   | 244                   | 418       | 662   | 65         | 120       | 16      | 201   | 0         | 20         | 883   |
| SEVILLA                     | 210                        | 293       | 20      | 523   | 138                   | 219       | 357   | 40         | 45        | 20      | 105   | 0         | 61         | 523   |
| <b>ARAGÓN</b>               | 195                        | 251       | 14      | 460   | 162                   | 211       | 373   | 28         | 40        | 14      | 82    | 5         | 0          | 460   |
| HUESCA                      | 21                         | 29        | 0       | 50    | 17                    | 28        | 45    | 1          | 1         | 0       | 2     | 3         | 0          | 50    |
| TERUEL                      | 2                          | 2         | 0       | 4     | 1                     | 2         | 3     | 1          | 0         | 0       | 1     | 0         | 0          | 4     |
| ZARAGOZA                    | 172                        | 220       | 14      | 406   | 144                   | 181       | 325   | 26         | 39        | 14      | 79    | 2         | 0          | 406   |
| <b>ASTURIAS</b>             | 159                        | 501       | 6       | 666   | 137                   | 433       | 570   | 19         | 59        | 6       | 84    | 12        | 0          | 666   |
| <b>ILLES BALEARS</b>        | 234                        | 400       | 0       | 634   | 219                   | 377       | 596   | 14         | 23        | 0       | 37    | 0         | 1          | 634   |
| <b>CANARIAS</b>             | 437                        | 1.223     | 20      | 1.680 | 504                   | 786       | 1.290 | 58         | 201       | 20      | 279   | 107       | 4          | 1.680 |
| LAS PALMAS                  | 174                        | 306       | 7       | 487   | 164                   | 177       | 341   | 28         | 71        | 7       | 106   | 40        | 0          | 487   |
| S.C. TENERIFE               | 206                        | 739       | 10      | 955   | 292                   | 477       | 769   | 22         | 87        | 10      | 119   | 67        | 0          | 955   |
| <b>CANTABRIA</b>            | 57                         | 178       | 3       | 238   | 48                    | 132       | 180   | 8          | 43        | 3       | 54    | 0         | 4          | 238   |
| <b>CASTILLA Y LEÓN</b>      | 111                        | 236       | 0       | 347   | 87                    | 173       | 260   | 18         | 44        | 0       | 62    | 0         | 25         | 347   |
| ÁVILA                       | 8                          | 19        | 0       | 27    | 4                     | 15        | 19    | 1          | 3         | 0       | 4     | 0         | 4          | 27    |
| BURGOS                      | 33                         | 72        | 0       | 105   | 25                    | 53        | 78    | 7          | 17        | 0       | 24    | 0         | 3          | 105   |
| LEÓN                        | 70                         | 145       | 0       | 215   | 58                    | 105       | 163   | 10         | 24        | 0       | 34    | 0         | 18         | 215   |
| PALENCIA                    | 22                         | 13        | 0       | 35    | 21                    | 12        | 33    | 1          | 1         | 0       | 2     | 0         | 0          | 35    |
| SALAMANCA                   | 54                         | 45        | 0       | 99    | 42                    | 35        | 77    | 12         | 9         | 0       | 21    | 0         | 1          | 99    |
| SEGOVIA                     | 11                         | 28        | 0       | 39    | 8                     | 25        | 33    | 3          | 3         | 0       | 6     | 0         | 0          | 39    |
| SORIA                       | 5                          | 6         | 0       | 11    | 5                     | 5         | 10    | 0          | 1         | 0       | 1     | 0         | 0          | 11    |
| VALLADOLID                  | 57                         | 72        | 0       | 129   | 48                    | 57        | 105   | 7          | 15        | 0       | 22    | 0         | 2          | 129   |
| ZAMORA                      | 16                         | 36        | 0       | 52    | 14                    | 29        | 43    | 0          | 3         | 0       | 3     | 0         | 6          | 52    |
| <b>CASTILLA-LA MANCHA</b>   | 131                        | 354       | 8       | 493   | 90                    | 287       | 377   | 17         | 60        | 8       | 85    | 19        | 12         | 493   |
| ALBACETE                    | 66                         | 169       | 4       | 239   | 49                    | 140       | 189   | 7          | 24        | 4       | 35    | 6         | 9          | 239   |
| CIUDAD REAL                 | 50                         | 120       | 4       | 174   | 31                    | 95        | 126   | 8          | 23        | 4       | 35    | 12        | 1          | 174   |
| CUENCA                      | 15                         | 65        | 0       | 80    | 10                    | 52        | 62    | 2          | 13        | 0       | 15    | 1         | 2          | 80    |
| GUADALAJARA                 | 13                         | 42        | 3       | 58    | 10                    | 35        | 45    | 2          | 2         | 3       | 7     | 2         | 4          | 58    |
| TOLEDO                      | 69                         | 138       | 4       | 211   | 43                    | 108       | 151   | 17         | 25        | 4       | 46    | 1         | 13         | 211   |

(Continúa al dorso)

| CC.AA.<br>Y/O<br>PROVINCIAS | SOLICITUDES<br>PRESENTADAS |           |         |       | SOLICITUDES RESUELTAS |           |       |            |           |         |       |           |            |       |
|-----------------------------|----------------------------|-----------|---------|-------|-----------------------|-----------|-------|------------|-----------|---------|-------|-----------|------------|-------|
|                             |                            |           |         |       | APROBADAS             |           |       | DENEGADAS  |           |         |       | CADUCADAS | DESISTIDAS | TOTAL |
|                             | JUBILACIÓN                 | INVALIDEZ | SIN PNC | TOTAL | JUBILACIÓN            | INVALIDEZ | TOTAL | JUBILACIÓN | INVALIDEZ | SIN PNC | TOTAL |           |            |       |
| CATALUNYA                   | 1.672                      | 1.858     | 80      | 3.610 | 1.091                 | 1.214     | 2.305 | 389        | 442       | 68      | 899   | 406       | 0          | 3.610 |
| BARCELONA                   | 1.456                      | 1.616     | 70      | 3.142 | 950                   | 1.056     | 2.006 | 338        | 384       | 60      | 782   | 354       | 0          | 3.142 |
| GIRONA                      | 127                        | 143       | 6       | 276   | 83                    | 93        | 176   | 30         | 34        | 5       | 69    | 31        | 0          | 276   |
| LLEIDA                      | 89                         | 99        | 4       | 192   | 58                    | 65        | 123   | 21         | 24        | 3       | 48    | 21        | 0          | 192   |
| TARRAGONA                   | 213                        | 237       | 10      | 460   | 139                   | 154       | 293   | 49         | 56        | 9       | 114   | 53        | 0          | 460   |
| COMUNIDAD VALENCIANA        | 636                        | 1.061     | 79      | 1.776 | 492                   | 844       | 1.336 | 97         | 133       | 80      | 310   | 130       | 0          | 1.776 |
| ALICANTE                    | 272                        | 314       | 32      | 618   | 206                   | 228       | 434   | 46         | 49        | 33      | 128   | 56        | 0          | 618   |
| CASTELLÓN                   | 36                         | 125       | 5       | 166   | 30                    | 100       | 130   | 6          | 20        | 5       | 31    | 5         | 0          | 166   |
| VALENCIA                    | 328                        | 622       | 42      | 992   | 256                   | 516       | 772   | 45         | 64        | 42      | 151   | 69        | 0          | 992   |
| EXTREMADURA                 | 547                        | 1.149     | 55      | 1.751 | 468                   | 988       | 1.456 | 57         | 133       | 55      | 245   | 29        | 21         | 1.751 |
| BADAJOS                     | 90                         | 281       | 9       | 380   | 83                    | 247       | 330   | 4          | 24        | 9       | 37    | 0         | 13         | 380   |
| CÁCERES                     | 51                         | 96        | 2       | 149   | 43                    | 83        | 126   | 4          | 8         | 2       | 14    | 1         | 8          | 149   |
| GALICIA                     | 406                        | 772       | 44      | 1.222 | 342                   | 658       | 1.000 | 49         | 101       | 44      | 194   | 28        | 0          | 1.222 |
| A CORUÑA                    | 278                        | 520       | 35      | 833   | 236                   | 451       | 687   | 35         | 65        | 35      | 135   | 11        | 0          | 833   |
| LUGO                        | 70                         | 110       | 6       | 186   | 59                    | 94        | 153   | 8          | 12        | 6       | 26    | 7         | 0          | 186   |
| OURENSE                     | 58                         | 142       | 3       | 203   | 47                    | 113       | 160   | 6          | 24        | 3       | 33    | 10        | 0          | 203   |
| PONTEVEDRA                  | 202                        | 323       | 16      | 541   | 174                   | 273       | 447   | 27         | 48        | 16      | 91    | 3         | 0          | 541   |
| MADRID                      | 652                        | 810       | 38      | 1.500 | 556                   | 673       | 1.229 | 66         | 92        | 38      | 196   | 37        | 38         | 1.500 |
| MURCIA                      | 241                        | 67        | 4       | 312   | 51                    | 158       | 209   | 10         | 63        | 4       | 77    | 26        | 0          | 312   |
| NAVARRA                     | 39                         | 21        | 10      | 70    | 16                    | 14        | 30    | 22         | 14        | 2       | 38    | 2         | 0          | 70    |
| PAÍS VASCO                  | 246                        | 370       | 1       | 617   | 204                   | 297       | 501   | 40         | 65        | 1       | 106   | 3         | 7          | 617   |
| ÁLAVA                       | 23                         | 40        | 0       | 63    | 21                    | 39        | 60    | 2          | 1         | 0       | 3     | 0         | 0          | 63    |
| GUIPÚZCOA                   | 109                        | 132       | 0       | 241   | 100                   | 114       | 214   | 7          | 13        | 0       | 20    | 0         | 7          | 241   |
| VIZCAYA                     | 114                        | 198       | 1       | 313   | 83                    | 144       | 227   | 31         | 51        | 1       | 83    | 3         | 0          | 313   |
| LA RIOJA                    | 16                         | 34        | 0       | 50    | 15                    | 24        | 39    | 2          | 9         | 0       | 11    | 0         | 0          | 50    |
| CEUTA                       | 22                         | 43        | 0       | 65    | 20                    | 37        | 57    | 1          | 4         | 0       | 5     | 3         | 0          | 65    |
| MELILLA                     | 32                         | 138       | 2       | 172   | 30                    | 125       | 155   | 1          | 14        | 2       | 17    | 0         | 0          | 172   |

|              |       |        |     |        |       |       |        |       |       |     |       |     |     |        |
|--------------|-------|--------|-----|--------|-------|-------|--------|-------|-------|-----|-------|-----|-----|--------|
| TOTAL ESTADO | 7.119 | 11.489 | 461 | 19.069 | 5.511 | 8.933 | 14.444 | 1.124 | 1.956 | 442 | 3.522 | 807 | 296 | 19.069 |
|--------------|-------|--------|-----|--------|-------|-------|--------|-------|-------|-----|-------|-----|-----|--------|

**PENSIÓN NO CONTRIBUTIVA  
COMPLEMENTO POR ALQUILER CORRESPONDIENTE AL AÑO 2010  
CAUSAS DE DENEGACIÓN**

| CC.AA.<br>Y/O<br>PROVINCIAS | NO<br>TITULAR<br>PNC | NO SER<br>TITULAR DEL<br>CONTRATO | TENER<br>VIVIENDA<br>PROPIA | NO SER<br>PRIMER<br>TITULAR | PARENTESCO<br>MENOR AL<br>TERCER GRADO | VIVIENDA HABITUAL          |                           |                               | NO RESIDIR<br>EN VIVIENDA<br>ALQUILADA | SOLICITUD<br>FUERA<br>PLAZO | TOTAL<br>CAUSAS<br>DENEGACIÓN |
|-----------------------------|----------------------|-----------------------------------|-----------------------------|-----------------------------|--|----------------------------|---------------------------|-------------------------------|--|-----------------------------|-------------------------------|
|                             |                      |                                   |                             |                             |  | CONTRATO<br>INFERIOR 1 AÑO | RESIDIR<br>MENOS 180 DIAS | TITULAR PNC<br>MENOS 180 DÍAS |  |                             |                               |
| ANDALUCÍA                   | 123                  | 183                               | 60                          | 162                         | 26                                     | 81                         | 92                        | 0                             | 9                                      | 5                           | 741                           |
| ALMERIA                     | 5                    | 6                                 | 6                           | 0                           | 4                                      | 6                          | 14                        | 0                             | 0                                      | 0                           | 41                            |
| CÁDIZ                       | 26                   | 23                                | 18                          | 16                          | 12                                     | 10                         | 15                        | 0                             | 0                                      | 0                           | 120                           |
| CÓRDOBA                     | 24                   | 38                                | 6                           | 47                          | 8                                      | 4                          | 12                        | 0                             | 3                                      | 0                           | 142                           |
| GRANADA                     | 7                    | 18                                | 5                           | 15                          | 0                                      | 7                          | 11                        | 0                             | 0                                      | 0                           | 63                            |
| HUELVA                      | 3                    | 21                                | 6                           | 7                           | 0                                      | 1                          | 6                         | 0                             | 0                                      | 0                           | 44                            |
| JAÉN                        | 5                    | 5                                 | 1                           | 5                           | 0                                      | 0                          | 4                         | 0                             | 1                                      | 4                           | 25                            |
| MÁLAGA                      | 26                   | 46                                | 12                          | 44                          | 1                                      | 52                         | 16                        | 0                             | 3                                      | 1                           | 201                           |
| SEVILLA                     | 27                   | 26                                | 6                           | 28                          | 1                                      | 1                          | 14                        | 0                             | 2                                      | 0                           | 105                           |
| ARAGÓN                      | 14                   | 21                                | 11                          | 3                           | 0                                      | 5                          | 14                        | 0                             | 14                                     | 0                           | 82                            |
| HUESCA                      | 0                    | 2                                 | 0                           | 0                           | 0                                      | 0                          | 0                         | 0                             | 0                                      | 0                           | 2                             |
| TERUEL                      | 0                    | 1                                 | 0                           | 0                           | 0                                      | 0                          | 0                         | 0                             | 0                                      | 0                           | 1                             |
| ZARAGOZA                    | 14                   | 18                                | 11                          | 3                           | 0                                      | 5                          | 14                        | 0                             | 14                                     | 0                           | 79                            |
| ASTURIAS                    | 14                   | 34                                | 5                           | 2                           | 0                                      | 2                          | 17                        | 0                             | 10                                     | 0                           | 84                            |
| ILLES BALEARS               | 13                   | 21                                | 0                           | 0                           | 1                                      | 2                          | 0                         | 0                             | 0                                      | 0                           | 37                            |
| CANARIAS                    | 20                   | 39                                | 24                          | 4                           | 0                                      | 25                         | 118                       | 0                             | 32                                     | 17                          | 279                           |
| LAS PALMAS                  | 7                    | 12                                | 5                           | 0                           | 0                                      | 12                         | 44                        | 0                             | 26                                     | 0                           | 106                           |
| S.C. TENERIFE               | 10                   | 20                                | 17                          | 1                           | 0                                      | 9                          | 56                        | 0                             | 6                                      | 0                           | 119                           |
| CANTABRIA                   | 3                    | 7                                 | 2                           | 3                           | 0                                      | 4                          | 18                        | 0                             | 0                                      | 17                          | 54                            |
| CASTILLA Y LEÓN             | 4                    | 11                                | 12                          | 0                           | 0                                      | 7                          | 23                        | 0                             | 4                                      | 1                           | 62                            |
| ÁVILA                       | 0                    | 3                                 | 0                           | 0                           | 0                                      | 0                          | 0                         | 0                             | 0                                      | 1                           | 4                             |
| BURGOS                      | 2                    | 4                                 | 8                           | 0                           | 0                                      | 2                          | 4                         | 0                             | 4                                      | 0                           | 24                            |
| LEÓN                        | 2                    | 4                                 | 4                           | 0                           | 0                                      | 5                          | 19                        | 0                             | 0                                      | 0                           | 34                            |
| PALENCIA                    | 0                    | 0                                 | 1                           | 1                           | 0                                      | 0                          | 0                         | 0                             | 0                                      | 0                           | 2                             |
| SALAMANCA                   | 4                    | 7                                 | 1                           | 1                           | 0                                      | 2                          | 6                         | 0                             | 0                                      | 0                           | 21                            |
| SEGOVIA                     | 0                    | 1                                 | 0                           | 0                           | 0                                      | 0                          | 4                         | 0                             | 0                                      | 1                           | 6                             |
| SORIA                       | 0                    | 1                                 | 0                           | 0                           | 0                                      | 0                          | 0                         | 0                             | 0                                      | 0                           | 1                             |
| VALLADOLID                  | 5                    | 2                                 | 2                           | 1                           | 1                                      | 6                          | 2                         | 0                             | 1                                      | 2                           | 22                            |
| ZAMORA                      | 0                    | 2                                 | 0                           | 0                           | 0                                      | 1                          | 0                         | 0                             | 0                                      | 0                           | 3                             |
| CASTILLA-LA MANCHA          | 14                   | 34                                | 15                          | 0                           | 4                                      | 4                          | 14                        | 0                             | 0                                      | 0                           | 85                            |
| ALBACETE                    | 5                    | 6                                 | 6                           | 0                           | 3                                      | 2                          | 13                        | 0                             | 0                                      | 0                           | 35                            |
| CIUDAD REAL                 | 6                    | 21                                | 7                           | 0                           | 0                                      | 1                          | 0                         | 0                             | 0                                      | 0                           | 35                            |
| CUENCA                      | 3                    | 7                                 | 2                           | 0                           | 1                                      | 1                          | 1                         | 0                             | 0                                      | 0                           | 15                            |
| GUADALAJARA                 | 3                    | 1                                 | 1                           | 0                           | 0                                      | 0                          | 1                         | 0                             | 1                                      | 0                           | 7                             |
| TOLEDO                      | 7                    | 24                                | 4                           | 0                           | 0                                      | 3                          | 8                         | 0                             | 0                                      | 0                           | 46                            |

(Continúa al dorso)

| CC.AA.<br>ICO<br>PROVINCIAS | NO<br>TITULAR<br>PNC | NO SER<br>TITULAR DEL<br>CONTRATO | TENER<br>VIVIENDA<br>PROPIA | NO SER<br>PRIMER<br>TITULAR | PARENTESCO<br>MENOR AL<br>TERCER GRADO | VIVIENDA HABITUAL          |                           |                               | NO RESIDIR<br>EN VIVIENDA<br>ALQUILADA | SOLICITUD<br>FUERA<br>PLAZO | TOTAL<br>CAUSAS<br>DENEGACIÓN |
|-----------------------------|----------------------|-----------------------------------|-----------------------------|-----------------------------|--|----------------------------|---------------------------|-------------------------------|--|-----------------------------|-------------------------------|
|                             |                      |                                   |                             |                             |  | CONTRATO<br>INFERIOR 1 AÑO | RESIDIR<br>MENOS 180 DÍAS | TITULAR PNC<br>MENOS 180 DÍAS |  |                             |                               |
| CATALUNYA                   | 68                   | 476                               | 47                          | 4                           | 17                                     | 39                         | 47                        | 0                             | 201                                    | 0                           | 899                           |
| BARCELONA                   | 60                   | 415                               | 41                          | 2                           | 15                                     | 34                         | 40                        | 0                             | 175                                    | 0                           | 782                           |
| GIRONA                      | 5                    | 36                                | 4                           | 1                           | 1                                      | 3                          | 4                         | 0                             | 15                                     | 0                           | 69                            |
| LLEIDA                      | 3                    | 25                                | 2                           | 1                           | 1                                      | 2                          | 3                         | 0                             | 11                                     | 0                           | 48                            |
| TARRAGONA                   | 9                    | 60                                | 6                           | 1                           | 2                                      | 5                          | 6                         | 0                             | 25                                     | 0                           | 114                           |
| COMUNIDAD VALENCIANA        | 84                   | 56                                | 87                          | 3                           | 3                                      | 0                          | 15                        | 0                             | 61                                     | 1                           | 310                           |
| ALICANTE                    | 33                   | 33                                | 9                           | 2                           | 2                                      | 0                          | 2                         | 0                             | 47                                     | 0                           | 128                           |
| CASTELLÓN                   | 5                    | 10                                | 3                           | 1                           | 0                                      | 0                          | 4                         | 0                             | 8                                      | 0                           | 31                            |
| VALENCIA                    | 46                   | 13                                | 75                          | 0                           | 1                                      | 0                          | 9                         | 0                             | 6                                      | 1                           | 151                           |
| EXTREMADURA                 | 55                   | 37                                | 54                          | 4                           | 2                                      | 21                         | 61                        | 0                             | 11                                     | 0                           | 245                           |
| BADAJOS                     | 9                    | 11                                | 9                           | 0                           | 0                                      | 5                          | 3                         | 0                             | 0                                      | 0                           | 37                            |
| CÁCERES                     | 2                    | 5                                 | 2                           | 0                           | 0                                      | 4                          | 1                         | 0                             | 0                                      | 0                           | 14                            |
| GALICIA                     | 44                   | 21                                | 43                          | 4                           | 2                                      | 12                         | 57                        | 0                             | 11                                     | 0                           | 194                           |
| A CORUÑA                    | 35                   | 10                                | 31                          | 3                           | 0                                      | 3                          | 42                        | 0                             | 11                                     | 0                           | 135                           |
| LUGO                        | 6                    | 3                                 | 4                           | 0                           | 0                                      | 5                          | 8                         | 0                             | 0                                      | 0                           | 26                            |
| OURENSE                     | 3                    | 8                                 | 8                           | 1                           | 2                                      | 4                          | 7                         | 0                             | 0                                      | 0                           | 33                            |
| PONTEVEDRA                  | 15                   | 41                                | 3                           | 4                           | 0                                      | 2                          | 25                        | 1                             | 0                                      | 0                           | 91                            |
| MADRID                      | 7                    | 61                                | 21                          | 12                          | 1                                      | 1                          | 42                        | 12                            | 39                                     | 0                           | 196                           |
| MURCIA                      | 12                   | 26                                | 6                           | 0                           | 1                                      | 4                          | 27                        | 0                             | 1                                      | 0                           | 77                            |
| NAVARRA                     | 2                    | 1                                 | 0                           | 0                           | 0                                      | 2                          | 0                         | 0                             | 33                                     | 0                           | 38                            |
| PAÍS VASCO                  | 1                    | 59                                | 2                           | 1                           | 0                                      | 1                          | 22                        | 0                             | 20                                     | 0                           | 106                           |
| ÁLAVA                       | 0                    | 1                                 | 0                           | 1                           | 0                                      | 0                          | 0                         | 0                             | 1                                      | 0                           | 3                             |
| GUIPÚZCOA                   | 0                    | 19                                | 0                           | 0                           | 0                                      | 1                          | 0                         | 0                             | 0                                      | 0                           | 20                            |
| VIZCAYA                     | 1                    | 39                                | 2                           | 0                           | 0                                      | 0                          | 22                        | 0                             | 19                                     | 0                           | 83                            |
| LA RIOJA                    | 0                    | 1                                 | 0                           | 0                           | 0                                      | 1                          | 4                         | 0                             | 4                                      | 1                           | 11                            |
| CEUTA                       | 0                    | 1                                 | 2                           | 0                           | 0                                      | 1                          | 1                         | 0                             | 0                                      | 0                           | 5                             |
| MELILLA                     | 2                    | 1                                 | 4                           | 0                           | 0                                      | 6                          | 3                         | 0                             | 1                                      | 0                           | 17                            |

|              |     |       |     |     |    |     |     |    |     |    |       |
|--------------|-----|-------|-----|-----|----|-----|-----|----|-----|----|-------|
| TOTAL ESTADO | 480 | 1.090 | 395 | 202 | 57 | 218 | 575 | 12 | 451 | 42 | 3.522 |
|--------------|-----|-------|-----|-----|----|-----|-----|----|-----|----|-------|

## PENSIÓN NO CONTRIBUTIVA COMPLEMENTO POR ALQUILER CORRESPONDIENTE AL AÑO 2010 DATOS SOBRE SEXO Y ESTADO CIVIL

| CC.AA.<br>Y/O<br>PROVINCIAS | SOLICITANTES |         |       |              |            |           |       |       | BENEFICIARIOS |         |       |              |            |           |       |       | SOLICITUDES DENEGADAS |         |       |              |            |           |       |       |
|-----------------------------|--------------|---------|-------|--------------|------------|-----------|-------|-------|---------------|---------|-------|--------------|------------|-----------|-------|-------|-----------------------|---------|-------|--------------|------------|-----------|-------|-------|
|                             | SEXO         |         |       | ESTADO CIVIL |            |           |       |       | SEXO          |         |       | ESTADO CIVIL |            |           |       |       | SEXO                  |         |       | ESTADO CIVIL |            |           |       |       |
|                             | Hombres      | Mujeres | TOTAL | Solteros/as  | Casados/as | Viudos/as | Otros | TOTAL | Hombres       | Mujeres | TOTAL | Solteros/as  | Casados/as | Viudos/as | Otros | TOTAL | Hombres               | Mujeres | TOTAL | Solteros/as  | Casados/as | Viudos/as | Otros | TOTAL |
| ANDALUCÍA                   | 931          | 2.475   | 3.406 | 1.178        | 1.820      | 169       | 239   | 3.406 | 679           | 1.802   | 2.481 | 858          | 1.327      | 123       | 173   | 2.481 | 203                   | 538     | 741   | 257          | 397        | 36        | 51    | 741   |
| ALMERÍA                     | 48           | 126     | 174   | 60           | 93         | 9         | 12    | 174   | 36            | 94      | 130   | 45           | 70         | 6         | 9     | 130   | 11                    | 30      | 41    | 14           | 22         | 2         | 3     | 41    |
| CÁDIZ                       | 208          | 555     | 763   | 264          | 408        | 38        | 53    | 763   | 159           | 423     | 582   | 201          | 311        | 29        | 41    | 582   | 33                    | 87      | 120   | 42           | 64         | 6         | 8     | 120   |
| CÓRDOBA                     | 118          | 313     | 431   | 149          | 231        | 21        | 30    | 431   | 74            | 198     | 272   | 94           | 146        | 13        | 19    | 272   | 39                    | 103     | 142   | 49           | 76         | 7         | 10    | 142   |
| GRANADA                     | 93           | 246     | 339   | 117          | 181        | 17        | 24    | 339   | 72            | 192     | 264   | 91           | 142        | 13        | 18    | 264   | 17                    | 46      | 63    | 22           | 34         | 3         | 4     | 63    |
| HUELVA                      | 46           | 122     | 168   | 58           | 90         | 8         | 12    | 168   | 33            | 86      | 119   | 41           | 64         | 6         | 8     | 119   | 12                    | 32      | 44    | 15           | 24         | 2         | 3     | 44    |
| JAÉN                        | 34           | 91      | 125   | 43           | 67         | 6         | 9     | 125   | 26            | 69      | 95    | 33           | 50         | 5         | 7     | 95    | 7                     | 18      | 25    | 9            | 13         | 1         | 2     | 25    |
| MÁLAGA                      | 241          | 642     | 883   | 306          | 471        | 44        | 62    | 883   | 181           | 481     | 662   | 229          | 354        | 33        | 46    | 662   | 55                    | 146     | 201   | 70           | 107        | 10        | 14    | 201   |
| SEVILLA                     | 143          | 380     | 523   | 181          | 279        | 26        | 37    | 523   | 98            | 259     | 357   | 124          | 190        | 18        | 25    | 357   | 29                    | 76      | 105   | 36           | 57         | 5         | 7     | 105   |
| ARAGÓN                      | 139          | 321     | 460   | 168          | 142        | 48        | 102   | 460   | 111           | 262     | 373   | 130          | 110        | 44        | 89    | 373   | 28                    | 54      | 82    | 36           | 31         | 2         | 13    | 82    |
| HUESCA                      | 16           | 34      | 50    | 21           | 14         | 7         | 8     | 50    | 16            | 29      | 45    | 20           | 13         | 5         | 7     | 45    | 0                     | 2       | 2     | 0            | 1          | 0         | 1     | 2     |
| TERUEL                      | 0            | 4       | 4     | 1            | 1          | 0         | 2     | 4     | 0             | 3       | 3     | 1            | 1          | 0         | 1     | 3     | 0                     | 1       | 1     | 0            | 0          | 0         | 1     | 1     |
| ZARAGOZA                    | 123          | 283     | 406   | 146          | 127        | 41        | 92    | 406   | 95            | 230     | 325   | 109          | 96         | 39        | 81    | 325   | 28                    | 51      | 79    | 36           | 30         | 2         | 11    | 79    |
| ASTURIAS                    | 197          | 469     | 666   | 236          | 231        | 60        | 139   | 666   | 173           | 397     | 570   | 202          | 192        | 51        | 125   | 570   | 23                    | 61      | 84    | 30           | 34         | 8         | 12    | 84    |
| ILLES BALEARS               | 205          | 429     | 634   | 380          | 177        | 70        | 7     | 634   | 190           | 406     | 596   | 359          | 169        | 64        | 4     | 596   | 14                    | 23      | 37    | 21           | 8          | 5         | 3     | 37    |
| CANARIAS                    | 454          | 1.226   | 1.680 | 552          | 483        | 125       | 520   | 1.680 | 332           | 958     | 1.290 | 449          | 375        | 101       | 365   | 1.290 | 91                    | 188     | 279   | 66           | 89         | 10        | 114   | 279   |
| LAS PALMAS                  | 132          | 355     | 487   | 159          | 118        | 40        | 170   | 487   | 92            | 249     | 341   | 118          | 91         | 27        | 105   | 341   | 36                    | 70      | 106   | 22           | 15         | 2         | 67    | 106   |
| S.C. TENERIFE               | 239          | 716     | 955   | 304          | 278        | 71        | 302   | 955   | 179           | 590     | 769   | 259          | 227        | 64        | 219   | 769   | 35                    | 84      | 119   | 29           | 46         | 4         | 40    | 119   |
| CANTABRIA                   | 83           | 155     | 238   | 89           | 87         | 14        | 48    | 238   | 61            | 119     | 180   | 72           | 57         | 10        | 41    | 180   | 20                    | 34      | 54    | 15           | 28         | 4         | 7     | 54    |
| CASTILLA Y LEÓN             | 122          | 225     | 347   | 109          | 139        | 27        | 72    | 347   | 93            | 167     | 260   | 78           | 103        | 25        | 54    | 260   | 20                    | 42      | 62    | 21           | 25         | 1         | 15    | 62    |
| ÁVILA                       | 7            | 20      | 27    | 9            | 12         | 2         | 4     | 27    | 5             | 14      | 19    | 6            | 7          | 2         | 4     | 19    | 0                     | 4       | 4     | 1            | 3          | 0         | 0     | 4     |
| BURGOS                      | 41           | 64      | 105   | 38           | 36         | 13        | 18    | 105   | 29            | 49      | 78    | 28           | 27         | 11        | 12    | 78    | 11                    | 13      | 24    | 10           | 8          | 1         | 5     | 24    |
| LEÓN                        | 74           | 141     | 215   | 62           | 91         | 12        | 50    | 215   | 59            | 104     | 163   | 44           | 69         | 12        | 38    | 163   | 9                     | 25      | 34    | 10           | 14         | 0         | 10    | 34    |
| PALENCIA                    | 12           | 23      | 35    | 12           | 8          | 5         | 10    | 35    | 11            | 22      | 33    | 10           | 8          | 5         | 10    | 33    | 1                     | 1       | 2     | 2            | 0          | 0         | 0     | 2     |
| SALAMANCA                   | 40           | 59      | 99    | 36           | 34         | 10        | 19    | 99    | 30            | 47      | 77    | 30           | 24         | 9         | 14    | 77    | 9                     | 12      | 21    | 5            | 10         | 1         | 5     | 21    |
| SEGOVIA                     | 19           | 20      | 39    | 10           | 20         | 3         | 6     | 39    | 15            | 18      | 33    | 10           | 16         | 2         | 5     | 33    | 4                     | 2       | 6     | 0            | 4          | 1         | 1     | 6     |
| SORIA                       | 4            | 7       | 11    | 3            | 3          | 0         | 5     | 11    | 4             | 6       | 10    | 3            | 2          | 0         | 5     | 10    | 0                     | 1       | 1     | 0            | 1          | 0         | 0     | 1     |
| VALLADOLID                  | 48           | 81      | 129   | 37           | 37         | 15        | 40    | 129   | 36            | 69      | 105   | 30           | 30         | 13        | 32    | 105   | 12                    | 10      | 22    | 7            | 6          | 1         | 8     | 22    |
| ZAMORA                      | 14           | 38      | 52    | 18           | 12         | 8         | 14    | 52    | 6             | 37      | 43    | 13           | 11         | 7         | 12    | 43    | 2                     | 1       | 3     | 2            | 1          | 0         | 0     | 3     |
| CASTILLA-LA MANCHA          | 178          | 315     | 493   | 101          | 171        | 44        | 177   | 493   | 134           | 243     | 377   | 77           | 129        | 42        | 129   | 377   | 29                    | 56      | 85    | 19           | 30         | 1         | 35    | 85    |
| ALBACETE                    | 86           | 153     | 239   | 61           | 105        | 30        | 43    | 239   | 65            | 124     | 189   | 45           | 78         | 29        | 37    | 189   | 13                    | 22      | 35    | 12           | 18         | 0         | 5     | 35    |
| CIUDAD REAL                 | 67           | 107     | 174   | 25           | 29         | 9         | 111   | 174   | 49            | 77      | 126   | 18           | 20         | 9         | 79    | 126   | 13                    | 22      | 35    | 6            | 6          | 0         | 23    | 35    |
| CUENCA                      | 25           | 55      | 80    | 15           | 37         | 5         | 23    | 80    | 20            | 42      | 62    | 14           | 31         | 4         | 13    | 62    | 3                     | 12      | 15    | 1            | 6          | 1         | 7     | 15    |
| GUADALAJARA                 | 23           | 35      | 58    | 10           | 9          | 6         | 33    | 58    | 15            | 30      | 45    | 10           | 8          | 5         | 22    | 45    | 6                     | 1       | 7     | 0            | 1          | 1         | 5     | 7     |
| TOLEDO                      | 85           | 126     | 211   | 71           | 71         | 23        | 46    | 211   | 67            | 84      | 151   | 60           | 49         | 16        | 26    | 151   | 13                    | 33      | 46    | 9            | 19         | 6         | 12    | 46    |

(Continúa al dorso)

| CC.AA.<br>Y/O<br>PROVINCIAS | SOLICITANTES |         |       |              |            |           |       |       | BENEFICIARIOS |         |       |              |            |           |       | SOLICITUDES DENEGADAS |         |         |              |             |            |           |       |       |
|-----------------------------|--------------|---------|-------|--------------|------------|-----------|-------|-------|---------------|---------|-------|--------------|------------|-----------|-------|-----------------------|---------|---------|--------------|-------------|------------|-----------|-------|-------|
|                             | SEXO         |         |       | ESTADO CIVIL |            |           |       |       | SEXO          |         |       | ESTADO CIVIL |            |           |       | SEXO                  |         |         | ESTADO CIVIL |             |            |           |       |       |
|                             | Hombres      | Mujeres | TOTAL | Solteros/as  | Casados/as | Viudos/as | Otros | TOTAL | Hombres       | Mujeres | TOTAL | Solteros/as  | Casados/as | Viudos/as | Otros | TOTAL                 | Hombres | Mujeres | TOTAL        | Solteros/as | Casados/as | Viudos/as | Otros | TOTAL |
| CATALUNYA                   | 1.236        | 2.374   | 3.610 | 695          | 743        | 219       | 1.953 | 3.610 | 757           | 1.548   | 2.305 | 372          | 376        | 127       | 1.430 | 2.305                 | 311     | 588     | 899          | 214         | 284        | 58        | 343   | 899   |
| BARCELONA                   | 1.076        | 2.066   | 3.142 | 605          | 646        | 190       | 1.701 | 3.142 | 659           | 1.347   | 2.006 | 324          | 327        | 110       | 1.245 | 2.006                 | 270     | 512     | 782          | 187         | 246        | 50        | 299   | 782   |
| GIRONA                      | 94           | 182     | 276   | 53           | 58         | 17        | 148   | 276   | 58            | 118     | 176   | 28           | 29         | 10        | 109   | 176                   | 24      | 45      | 69           | 16          | 22         | 5         | 26    | 69    |
| LLEIDA                      | 66           | 126     | 192   | 37           | 39         | 12        | 104   | 192   | 40            | 83      | 123   | 20           | 20         | 7         | 76    | 123                   | 17      | 31      | 48           | 11          | 16         | 3         | 18    | 48    |
| TARRAGONA                   | 157          | 303     | 460   | 88           | 95         | 28        | 249   | 460   | 96            | 197     | 293   | 47           | 48         | 16        | 182   | 293                   | 39      | 75      | 114          | 27          | 36         | 7         | 44    | 114   |
| COM. VALENCIANA             | 606          | 1.170   | 1.776 | 597          | 647        | 169       | 363   | 1.776 | 455           | 881     | 1.336 | 431          | 470        | 136       | 299   | 1.336                 | 112     | 198     | 310          | 119         | 129        | 20        | 42    | 310   |
| ALICANTE                    | 220          | 398     | 618   | 198          | 225        | 69        | 126   | 618   | 156           | 278     | 434   | 125          | 155        | 57        | 97    | 434                   | 48      | 80      | 128          | 52          | 52         | 7         | 17    | 128   |
| CASTELLÓN                   | 40           | 126     | 166   | 46           | 61         | 10        | 49    | 166   | 30            | 100     | 130   | 34           | 45         | 9         | 42    | 130                   | 7       | 24      | 31           | 8           | 14         | 1         | 8     | 31    |
| VALENCIA                    | 346          | 646     | 992   | 353          | 361        | 90        | 188   | 992   | 269           | 503     | 772   | 272          | 270        | 70        | 160   | 772                   | 57      | 94      | 151          | 59          | 63         | 12        | 17    | 151   |
| EXTREMADURA                 | 574          | 1.177   | 1.751 | 562          | 584        | 177       | 428   | 1.751 | 463           | 993     | 1.456 | 465          | 492        | 150       | 349   | 1.456                 | 95      | 150     | 245          | 77          | 75         | 22        | 71    | 245   |
| BADAJOS                     | 121          | 259     | 380   | 123          | 166        | 30        | 61    | 380   | 100           | 230     | 330   | 101          | 143        | 28        | 58    | 330                   | 16      | 21      | 37           | 13          | 19         | 2         | 3     | 37    |
| CÁCERES                     | 51           | 98      | 149   | 42           | 48         | 18        | 41    | 149   | 46            | 80      | 126   | 39           | 40         | 16        | 31    | 126                   | 2       | 12      | 14           | 2           | 4          | 1         | 7     | 14    |
| GALICIA                     | 402          | 820     | 1.222 | 397          | 370        | 129       | 326   | 1.222 | 317           | 683     | 1.000 | 325          | 309        | 106       | 260   | 1.000                 | 77      | 117     | 194          | 62          | 52         | 19        | 61    | 194   |
| A CORUÑA                    | 273          | 560     | 833   | 276          | 241        | 86        | 230   | 833   | 212           | 475     | 687   | 231          | 202        | 72        | 182   | 687                   | 58      | 77      | 135          | 41          | 36         | 13        | 45    | 135   |
| LUGO                        | 60           | 126     | 186   | 63           | 63         | 21        | 39    | 186   | 50            | 103     | 153   | 50           | 56         | 17        | 30    | 153                   | 7       | 19      | 26           | 11          | 4          | 4         | 7     | 26    |
| OURENSE                     | 69           | 134     | 203   | 58           | 66         | 22        | 57    | 203   | 55            | 105     | 160   | 44           | 51         | 17        | 48    | 160                   | 12      | 21      | 33           | 10          | 12         | 2         | 9     | 33    |
| PONTEVEDRA                  | 184          | 357     | 541   | 166          | 183        | 47        | 145   | 541   | 140           | 307     | 447   | 139          | 150        | 39        | 119   | 447                   | 40      | 51      | 91           | 26          | 34         | 8         | 23    | 91    |
| MADRID                      | 534          | 966     | 1.500 | 460          | 592        | 163       | 285   | 1.500 | 433           | 796     | 1.229 | 365          | 493        | 136       | 235   | 1.229                 | 74      | 122     | 196          | 71          | 76         | 18        | 31    | 196   |
| MURCIA                      | 132          | 180     | 312   | 103          | 104        | 27        | 78    | 312   | 87            | 122     | 209   | 68           | 70         | 15        | 56    | 209                   | 36      | 41      | 77           | 27          | 26         | 9         | 15    | 77    |
| NAVARRA                     | 30           | 40      | 70    | 22           | 15         | 14        | 19    | 70    | 9             | 21      | 30    | 6            | 8          | 7         | 9     | 30                    | 20      | 18      | 38           | 15          | 6          | 7         | 10    | 38    |
| PAÍS VASCO                  | 240          | 377     | 617   | 240          | 171        | 72        | 134   | 617   | 195           | 306     | 501   | 197          | 122        | 64        | 118   | 501                   | 39      | 67      | 106          | 37          | 47         | 7         | 15    | 106   |
| ÁLAVA                       | 34           | 29      | 63    | 20           | 18         | 7         | 18    | 63    | 33            | 27      | 60    | 20           | 17         | 6         | 17    | 60                    | 1       | 2       | 3            | 0           | 1          | 1         | 1     | 3     |
| GUIPÚZCOA                   | 80           | 161     | 241   | 89           | 49         | 34        | 69    | 241   | 67            | 147     | 214   | 78           | 44         | 32        | 60    | 214                   | 10      | 10      | 20           | 8           | 3          | 1         | 8     | 20    |
| VIZCAYA                     | 126          | 187     | 313   | 131          | 104        | 31        | 47    | 313   | 95            | 132     | 227   | 99           | 61         | 26        | 41    | 227                   | 28      | 55      | 83           | 29          | 43         | 5         | 6     | 83    |
| LA RIOJA                    | 20           | 30      | 50    | 18           | 20         | 3         | 9     | 50    | 17            | 22      | 39    | 12           | 20         | 1         | 6     | 39                    | 5       | 6       | 11           | 3           | 3          | 1         | 4     | 11    |
| CEUTA                       | 14           | 51      | 65    | 13           | 20         | 26        | 6     | 65    | 13            | 44      | 57    | 11           | 16         | 25        | 5     | 57                    | 1       | 4       | 5            | 2           | 2          | 0         | 1     | 5     |
| MELILLA                     | 58           | 114     | 172   | 29           | 84         | 40        | 19    | 172   | 56            | 99      | 155   | 23           | 79         | 37        | 16    | 155                   | 2       | 15      | 17           | 5           | 6          | 3         | 3     | 17    |

|              |       |        |        |       |       |       |       |        |       |       |        |       |       |       |       |        |       |       |       |       |       |     |     |       |
|--------------|-------|--------|--------|-------|-------|-------|-------|--------|-------|-------|--------|-------|-------|-------|-------|--------|-------|-------|-------|-------|-------|-----|-----|-------|
| TOTAL ESTADO | 6.155 | 12.914 | 19.069 | 5.949 | 6.600 | 1.596 | 4.924 | 19.069 | 4.575 | 9.869 | 14.444 | 4.500 | 4.917 | 1.264 | 3.763 | 14.444 | 1.200 | 2.322 | 3.522 | 1.097 | 1.348 | 231 | 846 | 3.522 |
|--------------|-------|--------|--------|-------|-------|-------|-------|--------|-------|-------|--------|-------|-------|-------|-------|--------|-------|-------|-------|-------|-------|-----|-----|-------|