



GOBIERNO
DE ESPAÑA

VICEPRESIDENCIA
SEGUNDA DEL GOBIERNO

MINISTERIO
DE DERECHOS SOCIALES
Y AGENDA 2030



IMSERSO

**PENSIONES NO CONTRIBUTIVAS DE LA SEGURIDAD SOCIAL
PRESTACIONES SOCIALES Y ECONÓMICAS PARA PERSONAS CON DISCAPACIDAD
INFORME DEL SEGUIMIENTO Y EVOLUCIÓN DE LA GESTIÓN
COMPLEMENTO POR ALQUILER AÑO 2019**

ABRIL DE 2020

SUBDIRECCIÓN GENERAL DE GESTIÓN
ÁREA DE PRESTACIONES ECONÓMICAS
Servicio de Asistencia Técnica e Informes

www.imserso.es

Í N D I C E

Página

1. PENSIONES NO CONTRIBUTIVAS DE LA SEGURIDAD SOCIAL (PNCs)

INFORME:

| | | |
|-----|---|---|
| 1.1 | Introducción..... | 1 |
| 1.2 | Situación y evolución de las pensiones e importes de las nóminas | 1 |
| 1.3 | Distribución de las pensiones según sexo..... | 3 |
| 1.4 | Situación y evolución de la gestión en trámite inicial..... | 4 |
| 1.5 | Seguimiento y control de pensionistas: Revisiones de Oficio y a Instancia de parte..... | 8 |

ANEXOS:

| | | |
|-----|--|----|
| 1.a | Situación y evolución de las pensiones e importes de las nóminas | 1 |
| 1.b | PNC de jubilación: Datos de la gestión mensual y anual | 9 |
| 1.c | PNC de invalidez: Datos de la gestión mensual y anual | 18 |
| 1.d | PNCs de la Seguridad Social: Datos de la gestión mensual y anual..... | 27 |
| 1.e | PNC de jubilación e invalidez: Coeficientes de la gestión mensual..... | 36 |
| 1.f | Reclamaciones previas a la vía jurisdiccional social: Datos de la gestión mensual y anual..... | 39 |
| 1.g | Revisiones de Oficio y a Instancia de parte: Datos de la gestión mensual y anual | 43 |

2. PRESTACIONES SOCIALES Y ECONÓMICAS PARA PERSONAS CON DISCAPACIDAD

Página

INFORME:

| | | |
|-----|--|---|
| 2.1 | Introducción..... | 1 |
| 2.2 | Situación y evolución de los beneficiarios, número de prestaciones e importes de las nóminas | 1 |
| 2.3 | Situación y evolución de la gestión en trámite inicial..... | 3 |
| 2.4 | Seguimiento de la gestión derivada de las revisiones de oficio y a instancia de parte..... | 3 |

ANEXOS:

| | | |
|-----|--|----|
| 2.a | Evolución y situación de los beneficiarios/prestaciones e importes de las nóminas..... | 55 |
| 2.b | Prestaciones sociales y económicas para personas con discapacidad: Datos de la gestión mensual y anual | 58 |
| 2.c | Revisiones de Oficio y a Instancia de parte: Datos de la gestión mensual y anual | 62 |

3. SITUACIÓN PRESTACIONES DE NATURALEZA NO CONTRIBUTIVA (PNNC)

ANEXOS:

| | | |
|-----|---|----|
| 3.a | Situación de las Prestaciones de Naturaleza no Contributiva | 82 |
|-----|---|----|

4. COMPLEMENTO POR ALQUILER PNC AÑO 2019

INFORME

| | |
|---|---|
| 4.1. Introducción..... | 1 |
| 4.2. Pago complemento por alquiler para el año 2019 a los titulares de PNC..... | 2 |
| 4.3. Gestión de las solicitudes del complemento por alquiler para el año 2019 a los titulares de PNC..... | 3 |

ANEXOS

| | |
|---|----|
| 4.a Datos sobre beneficiarios y pago del complemento..... | 83 |
| 4.b Datos de gestión..... | 85 |

1. Pensiones no contributivas de la Seguridad Social

Informe del seguimiento y evolución de la gestión de pensiones no contributivas

1.1 Introducción

Los datos sobre la gestión y el pago de la nómina de las Pensiones no Contributivas de la Seguridad Social de jubilación e invalidez (PNC) parten de la información facilitada por los distintos órganos gestores de las Comunidades Autónomas y Direcciones Territoriales del Imsero y se articula, dentro de cada uno de los aspectos objeto de seguimiento y evaluación, como se detalla a continuación:

- Datos de la gestión y de la nómina mensual.
- Datos de la gestión y de la nómina del año 2020, comprendiendo la realizada hasta el mes de referencia.
- Datos sobre la nómina de pago y número de beneficiarios desde el año 2013.

La información presentada hace referencia a los siguientes aspectos:

- Nóminas: situación y evolución de los pensionistas e importes de las mismas.
- Gestión en trámite inicial: recoge la situación y la evolución de la gestión para cada tipo de pensión, en función de distintos parámetros tales como el movimiento de solicitudes, resoluciones, causas de denegación o coeficientes de la gestión, entre otros.
- Seguimiento y control de pensionistas, con especial incidencia en las revisiones de oficio y a instancia de parte efectuadas por los órganos gestores competentes.

Conforme a las distintas modalidades de gestión resultantes de lo establecido en el artículo 373 del Real Decreto Legislativo 8/2015, de 30 de octubre, por el que se aprueba el Texto Refundido de la Ley General de la Seguridad Social, la gestión de estas pensiones es llevada a cabo por las Direcciones Territoriales del Imsero en las Ciudades Autónomas de Ceuta y Melilla, y por los órganos gestores correspondientes en cada una de las Comunidades Autónomas que conforman el Estado español.

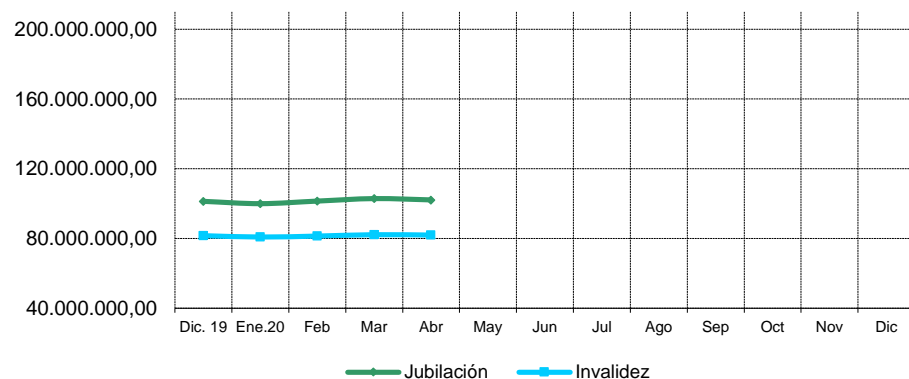
1.2 Situación y evolución de las pensiones e importes de las nóminas

Conforme a la información facilitada por la Gerencia de Informática de la Seguridad Social y por los órganos gestores competentes en las Comunidades Autónomas de Navarra y del País Vasco, el número total de pensiones no contributivas en la nómina de abril de 2020 en todo el Estado español ha alcanzado la cifra de 452.487, que es un 0,04% superior a la del mes anterior.

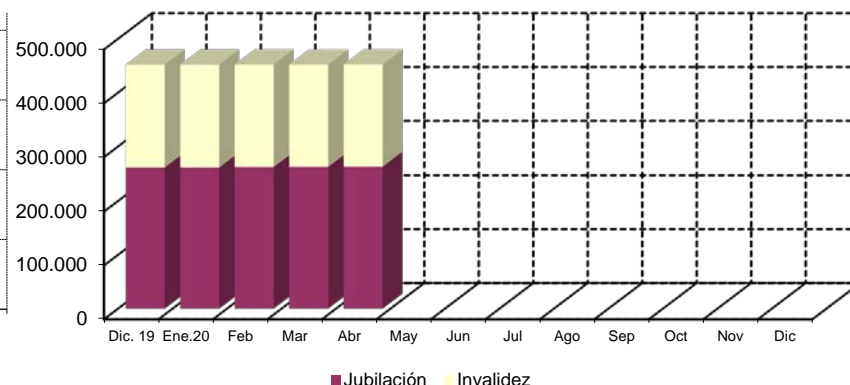
En el cuadro y gráficos siguientes se recogen los datos básicos de la nómina de abril de 2020:

| NÓMINA DE ABRIL | PNC DE JUBILACIÓN | | PNC DE INVALIDEZ | | TOTAL PNCs | |
|---------------------|-------------------|--------|------------------|--------|----------------|---------|
| NÚMERO DE PENSIONES | 262.504 | 58,01% | 189.983 | 41,99% | 452.487 | 100,00% |
| IMPORTE | 102.120.157,88 | 55,48% | 81.956.577,52 | 44,52% | 184.076.735,40 | 100,00% |

Evolución importe nóminas mensuales



Evolución número pensionistas



El Real Decreto-ley 1/2020, de 14 de enero, (BOE del 15.01.2020), por el que se establece la revalorización y mantenimiento de las pensiones y prestaciones públicas del sistema de Seguridad Social, establece la cuantía de las pensiones de la Seguridad Social en su modalidad no contributiva con efectos económicos del 1 de enero de 2020, lo que ha supuesto una revalorización del 0,9% respecto a la cuantía fijada para 2019. De este modo, su cuantía queda fijada en 5.538,40 € íntegros anuales, que se abonan en 12 mensualidades más dos pagas extraordinarias al año. El abono de los atrasos correspondientes al mes de enero como consecuencia de la revalorización se ha realizado de forma independiente a una mensualidad ordinaria, salvo en Navarra, Cataluña y Asturias que lo han abonado junto con la mensualidad del mes de febrero, así como País Vasco que incluyó la revalorización en la nómina del mes de enero.

El importe bruto de la nómina de abril de 2020 asciende a 184.076.735,40 euros. El importe medio mensual abonado a cada pensionista ha quedado establecido para la PNC de invalidez en 431,39 euros y para la de jubilación en 389,02 euros, superior el de la PNC de invalidez al de la jubilación, entre otras razones, porque además de que, al menos, 37.766 de sus beneficiarios perciben el complemento del 50% por necesidad de otra persona, el montante a percibir en nómina por atrasos es mayor al ser más compleja la gestión y, por ende, el plazo de resolución.

1.3 Distribución de las pensiones según sexo

Conforme a la información contenida en el Fichero Técnico de PNC constituido en la Dirección General del Imserso, el perfil del pensionista de PNC de jubilación es predominantemente el de una mujer española, casada, con una edad comprendida entre los 70 y los 79 años y que convive en una unidad familiar formada por dos/tres miembros. En cuanto al pensionista tipo de PNC de invalidez es posible reseñar que es un nacional español, que convive en una unidad económica integrada por dos/tres personas y que acredita un grado de discapacidad valorado entre el 65% y el 74%, si bien atendiendo a su edad y sexo es posible distinguir entre el pensionista tipo varón, soltero, menor de 45 años y la mujer casada, con edad superior a 45 años, que presentan preferentemente discapacidades de tipo psíquico, seguidas muy de cerca por las de tipología física.

| DISTRIBUCIÓN POR SEXOS DEL BENEFICIARIO DE PENSIÓN NO CONTRIBUTIVA | | | | | | | | | | | | | | | | |
|--|-------------------|---------------|----------------|---------------|------------------|---------------|---------------|---------------|-----------------------------|---------------|---------------|---------------|----------------|---------------|----------------|---------------|
| ÁMBITO GEOGRÁFICO | PNC DE JUBILACIÓN | | | | PNC DE INVALIDEZ | | | | PNC DE JUB.DERIV. INVALIDEZ | | | | TOTAL PNC | | | |
| | VARONES | % | MUJERES | % | VARONES | % | MUJERES | % | VARONES | % | MUJERES | % | VARONES | % | MUJERES | % |
| ANDALUCÍA | 9.531 | 22,64% | 32.567 | 77,36% | 21.093 | 49,68% | 21.369 | 50,32% | 2.648 | 23,62% | 8.562 | 76,38% | 33.272 | 34,74% | 62.498 | 65,26% |
| ARAGÓN | 932 | 23,21% | 3.084 | 76,79% | 1.277 | 50,18% | 1.268 | 49,82% | 238 | 31,07% | 528 | 68,93% | 2.447 | 33,40% | 4.880 | 66,60% |
| ASTURIAS | 891 | 25,13% | 2.654 | 74,87% | 1.872 | 49,30% | 1.925 | 50,70% | 351 | 27,25% | 937 | 72,75% | 3.114 | 36,08% | 5.516 | 63,92% |
| ILLES BALEARS | 1.344 | 32,08% | 2.845 | 67,92% | 1.391 | 49,79% | 1.403 | 50,21% | 252 | 28,83% | 622 | 71,17% | 2.987 | 38,02% | 4.870 | 61,98% |
| CANARIAS | 4.723 | 29,52% | 11.274 | 70,48% | 8.418 | 44,68% | 10.422 | 55,32% | 1.627 | 19,52% | 6.710 | 80,48% | 14.768 | 34,21% | 28.406 | 65,79% |
| CANTABRIA | 666 | 22,57% | 2.285 | 77,43% | 1.568 | 47,33% | 1.745 | 52,67% | 223 | 27,81% | 579 | 72,19% | 2.457 | 34,77% | 4.609 | 65,23% |
| CASTILLA Y LEÓN | 2.243 | 22,49% | 7.732 | 77,51% | 4.467 | 49,06% | 4.638 | 50,94% | 903 | 34,06% | 1.748 | 65,94% | 7.613 | 35,03% | 14.118 | 64,97% |
| CASTILLA LA MANCHA | 1.709 | 20,58% | 6.597 | 79,42% | 4.001 | 46,22% | 4.656 | 53,78% | 620 | 26,70% | 1.702 | 73,30% | 6.330 | 32,82% | 12.955 | 67,18% |
| CATALUNYA | 8.125 | 29,52% | 19.403 | 70,48% | 13.213 | 50,02% | 13.205 | 49,98% | 2.131 | 30,33% | 4.894 | 69,67% | 23.469 | 38,49% | 37.502 | 61,51% |
| C. VALENCIANA | 5.873 | 23,63% | 18.986 | 76,37% | 8.435 | 47,04% | 9.496 | 52,96% | 1.326 | 21,94% | 4.719 | 78,06% | 15.634 | 32,01% | 33.201 | 67,99% |
| EXTREMADURA | 875 | 14,18% | 5.295 | 85,82% | 2.523 | 46,99% | 2.846 | 53,01% | 353 | 25,90% | 1.010 | 74,10% | 3.751 | 29,07% | 9.151 | 70,93% |
| GALICIA | 4.216 | 23,03% | 14.091 | 76,97% | 7.042 | 49,81% | 7.096 | 50,19% | 1.708 | 28,28% | 4.331 | 71,72% | 12.966 | 33,69% | 25.518 | 66,31% |
| MADRID | 6.634 | 28,27% | 16.836 | 71,73% | 7.732 | 50,30% | 7.640 | 49,70% | 1.184 | 30,67% | 2.676 | 69,33% | 15.550 | 36,42% | 27.152 | 63,58% |
| MURCIA | 1.235 | 23,38% | 4.048 | 76,62% | 3.858 | 49,38% | 3.955 | 50,62% | 566 | 23,85% | 1.807 | 76,15% | 5.659 | 36,58% | 9.810 | 63,42% |
| NAVARRA | 417 | 25,40% | 1.225 | 74,60% | 434 | 48,71% | 457 | 51,29% | 83 | 36,56% | 144 | 63,44% | 934 | 33,84% | 1.826 | 66,16% |
| PAÍS VASCO | 1.672 | 29,37% | 4.021 | 70,63% | 3.185 | 56,34% | 2.468 | 43,66% | 306 | 35,83% | 548 | 64,17% | 5.163 | 42,32% | 7.037 | 57,68% |
| LA RIOJA | 243 | 24,30% | 757 | 75,70% | 403 | 53,10% | 356 | 46,90% | 75 | 34,25% | 144 | 65,75% | 721 | 36,45% | 1.257 | 63,55% |
| CEUTA | 245 | 32,80% | 502 | 67,20% | 497 | 47,70% | 545 | 52,30% | 85 | 25,30% | 251 | 74,70% | 827 | 38,92% | 1.298 | 61,08% |
| MELILLA | 290 | 39,35% | 447 | 60,65% | 485 | 42,36% | 660 | 57,64% | 134 | 17,38% | 637 | 82,62% | 909 | 34,26% | 1.744 | 65,74% |
| TOTAL | 51.864 | 25,11% | 154.649 | 74,89% | 91.894 | 48,87% | 96.150 | 51,13% | 14.813 | 25,82% | 42.549 | 74,18% | 158.571 | 35,09% | 293.348 | 64,91% |

1.4 Situación y evolución de la gestión en trámite inicial

| DATOS BÁSICOS DE LA GESTIÓN ESTATAL DE LAS PNCs | | | | | | | | | | | | |
|---|-------------------|--------------|--------------|---------------|------------------|--------------|--------------|---------------|---------------|---------------|--------------|---------------|
| Año 2020 | PNC DE JUBILACIÓN | | | | PNC DE INVALIDEZ | | | | TOTAL PNCs | | | |
| | Solicitadas | Resueltas | Aprobadas | Pendte. Real | Solicitadas | Resueltas | Aprobadas | Pendte. Real | Solicitadas | Resueltas | Aprobadas | Pendte. Real |
| Media 2019 | 2.903 | 2.785 | 1.846 | 14.669 | 1.767 | 1.757 | 1.003 | 12.500 | 4.670 | 4.542 | 2.849 | 27.169 |
| Enero | 3.195 | 2.377 | 1.639 | 15.487 | 1.854 | 1.311 | 717 | 13.043 | 5.049 | 3.688 | 2.356 | 28.530 |
| Febrero | 3.282 | 2.695 | 1.744 | 16.074 | 1.803 | 1.770 | 1.075 | 13.076 | 5.085 | 4.465 | 2.819 | 29.150 |
| Marzo | 2.038 | 2.557 | 1.799 | 15.555 | 1.074 | 1.512 | 960 | 12.638 | 3.112 | 4.069 | 2.759 | 28.193 |
| Abril | 1.130 | 1.455 | 1.004 | 15.230 | 689 | 804 | 483 | 12.523 | 1.819 | 2.259 | 1.487 | 27.753 |
| Mayo | | | | | | | | | | | | |
| Junio | | | | | | | | | | | | |
| Julio | | | | | | | | | | | | |
| Agosto | | | | | | | | | | | | |
| Septiembre | | | | | | | | | | | | |
| Octubre | | | | | | | | | | | | |
| Noviembre | | | | | | | | | | | | |
| Diciembre | | | | | | | | | | | | |
| Total | 9.645 | 9.084 | 6.186 | 15.230 | 5.420 | 5.397 | 3.235 | 12.523 | 15.065 | 14.481 | 9.421 | 27.753 |
| Media 2020 | 2.411 | 2.271 | 1.547 | | 1.355 | 1.349 | 809 | | 3.766 | 3.620 | 2.355 | |

El seguimiento de la gestión de las PNC contempla aquellos aspectos que se corresponden con la situación en trámite inicial de las solicitudes de pensiones no contributivas de jubilación e invalidez. El análisis parte de los datos básicos facilitados por los distintos órganos gestores correspondientes al mes de abril, relativos a la entrada de solicitudes, resoluciones y reconocimientos del derecho a pensión y número de pendientes, cuyas cifras, a nivel del Estado, se ofrecen en el cuadro anterior. La información que contiene se ha estructurado en secuencia mensual con el fin de poder seguir la evolución de estos trámites de la gestión a lo largo del año 2020, permitiendo así su contraste con las cifras medias anuales de cada uno de los aspectos que se estudian y que es evidente que se han visto afectados por la actual situación de crisis sanitaria.

Analizando de un modo específico cada uno de los aspectos de la gestión, para el mes de abril, se obtienen los siguientes resultados:

- Se han presentado un total de 1.819 solicitudes, de las que el 62,12% corresponden a la PNC de jubilación. El análisis comparativo respecto al número de solicitudes presentadas en el mismo mes del año anterior nos muestra una disminución global del 60,85%, con resultados similares en ambos tipos de gestión. El descenso también se produce si la comparación se efectúa con la media del año 2020, y que se cifra en el 51,70%.

| SOLICITUDES PRESENTADAS | | | | | | |
|--------------------------------|---------------|----------------|--------------|---------------------|---------------|-------------------------|
| TIPO PNC | ABRIL 2020 | | MENSUAL 2020 | | PROMEDIO 2020 | |
| | | | NÚMERO | ABRIL 20 / ABRIL 19 | NÚMERO | ABRIL 20 / MEDIA AÑO 20 |
| JUBILACIÓN | 1.130 | 62,12% | 2.894 | -60,95% | 2.411 | -53,13% |
| INVALIDEZ | 689 | 37,88% | 1.752 | -60,67% | 1.355 | -49,15% |
| TOTAL | 1.819 | 100,00% | 4.646 | -60,85% | 3.766 | -51,70% |

- Del total de 2.259 solicitudes resueltas, el 64,41% lo ha sido de PNC de jubilación. La comparación con el número de solicitudes resueltas en el mismo mes del año anterior pone de manifiesto una disminución global del 54,04%, que en invalidez se eleva hasta el 60,04%. Asimismo, si la comparación se efectúa con la media del año 2020 se refleja un descenso global del 37,60%, que en invalidez se eleva hasta el 40,40%.

| SOLICITUDES RESUELTAS | | | | | | |
|------------------------------|---------------|----------------|--------------|---------------------|---------------|-------------------------|
| TIPO PNC | ABRIL 2020 | | MENSUAL 2020 | | PROMEDIO 2020 | |
| | | | NÚMERO | ABRIL 20 / ABRIL 19 | NÚMERO | ABRIL 20 / MEDIA AÑO 20 |
| JUBILACIÓN | 1.455 | 64,41% | 3.004 | -51,56% | 2.271 | -35,93% |
| INVALIDEZ | 804 | 35,59% | 2.012 | -60,04% | 1.349 | -40,40% |
| TOTAL | 2.259 | 100,00% | 5.016 | -54,96% | 3.620 | -37,60% |

- De las 1.487 solicitudes aprobadas en el mes, el 67,52% ha correspondido a la PNC de jubilación. Si se compara con el número de solicitudes aprobadas en el mismo mes del ejercicio 2019, se constata un descenso global del 56,32%, que en invalidez llega hasta el 61,54%. Si el análisis se efectúa respecto a la media del año en curso, se registra también un descenso del 36,88%, que es algo más elevado en invalidez.

| SOLICITUDES APROBADAS | | | | | | |
|------------------------------|---------------|----------------|--------------|---------------------|---------------|-------------------------|
| TIPO PNC | ABRIL 2020 | | MENSUAL 2020 | | PROMEDIO 2020 | |
| | | | NÚMERO | ABRIL 20 / ABRIL 19 | NÚMERO | ABRIL 20 / MEDIA AÑO 20 |
| JUBILACIÓN | 1.004 | 67,52% | 2.148 | -53,26% | 1.547 | -35,10% |
| INVALIDEZ | 483 | 32,48% | 1.256 | -61,54% | 809 | -40,30% |
| TOTAL | 1.487 | 100,00% | 3.404 | -56,32% | 2.356 | -36,88% |

- El número de solicitudes pendientes de resolución, al finalizar el mes de abril, ha experimentado, en su conjunto, un descenso global del 1,56%, que en jubilación alcanza el 2,09%. Este descenso se motiva en la importante reducción del número de solicitudes presentadas, que aunque también se refleja en el número de resoluciones emitidas, este último es menor.

| SOLICITUDES PENDIENTES | | | | | | |
|-------------------------------|---------------|----------------|---------------|----------------|-------------|---------------|
| TIPO PNC | ABRIL 2020 | | MARZO 2020 | | DIFERENCIAS | |
| | | | | | ABSOLUTA | PORCENTUAL |
| JUBILACIÓN | 15.230 | 54,88% | 15.555 | 55,17% | -325 | -2,09% |
| INVALIDEZ | 12.523 | 45,12% | 12.638 | 44,83% | -115 | -0,91% |
| TOTAL | 27.753 | 100,00% | 28.193 | 100,00% | -440 | -1,56% |

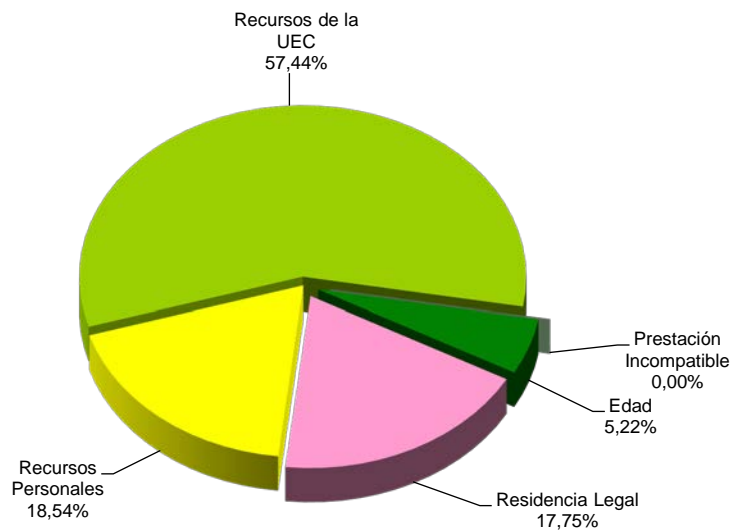
- Los aspectos de la gestión analizados en los puntos anteriores tienen su reflejo en los indicadores de seguimiento incluidos en el siguiente cuadro:

| COEFICIENTES DE COBERTURA, RECONOCIMIENTO Y GESTIÓN | | | | | | |
|--|-------------------|----------------|----------------|------------------|----------------|----------------|
| Año 2020 | PNC DE JUBILACIÓN | | | PNC DE INVALIDEZ | | |
| | Cobertura | Reconocimiento | Gestión (días) | Cobertura | Reconocimiento | Gestión (días) |
| Enero | 74,40% | 68,95% | 145 | 70,71% | 54,69% | 211 |
| Febrero | 82,11% | 64,71% | 149 | 98,17% | 60,73% | 215 |
| Marzo | 125,47% | 70,36% | 164 | 140,78% | 63,49% | 240 |
| Abril | 128,76% | 69,00% | 189 | 116,69% | 60,07% | 277 |
| Mayo | | | | | | |
| Junio | | | | | | |
| Julio | | | | | | |
| Agosto | | | | | | |
| Septiembre | | | | | | |
| Octubre | | | | | | |
| Noviembre | | | | | | |
| Diciembre | | | | | | |

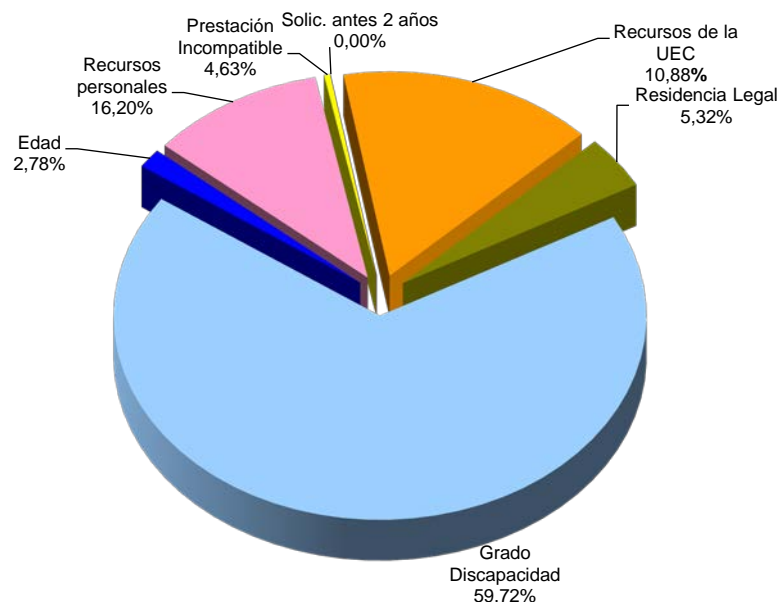
En esta línea cabe significar que, en el mes de abril, las resoluciones efectuadas en la PNC de jubilación han cubierto el 128,76% del volumen de entrada de solicitudes del mes, coeficiente que en invalidez es menor, al alcanzar el 116,69%. Atendiendo al número de solicitudes pendientes de resolución al finalizar el mes de abril, cabe estimar que el tiempo medio de tramitación sería de 189 días en la PNC de jubilación y de 277 días en invalidez, lo que supone, en relación a los tiempos medios de tramitación de una solicitud en el mes anterior, un aumento importante en ambos tipos de pensión.

Por último, cabe resaltar, como es habitual desde el inicio de la gestión, la mayor proporción de reconocimientos del derecho en la PNC de jubilación frente a la de invalidez, dentro del conjunto de solicitudes resueltas en cada tipo y que se traduce en casi nueve puntos porcentuales. Ello es debido a la mayor selectividad de los requisitos necesarios para el acceso al derecho a la pensión de invalidez.

- **Causas de denegación:** Las causas de denegación mensual en trámite inicial, por tipos de pensión, en su distribución porcentual, han sido las siguientes:



Causas de Denegación PNC jubilación



Causas de Denegación PNC invalidez

- ✓ En la PNC de jubilación se han denegado 383 solicitudes, de las que 220 lo han sido por superar el límite de recursos económicos establecido para la UEC, Unidad Económica de Convivencia.
- ✓ En la PNC de invalidez, la causa de denegación más frecuente ha sido la de no acreditar un grado de discapacidad o enfermedad crónica suficiente en 178 casos, sobre el total de 263.
- **Reclamaciones:** Con la información facilitada por los distintos órganos gestores, excepto los de la provincia de Guipúzcoa, se han presentado 115 reclamaciones, de las que el 54,78% corresponden a PNC de invalidez. El número de reclamaciones resueltas se ha situado en 90, de las que el 64,44% han sido desestimadas. El número de reclamaciones pendientes, al finalizar el mes de abril ha sido de 1.869, un 1,36% más que las existentes al comienzo del mes.

1.5 Seguimiento y control de pensionistas: revisiones de oficio y a instancia de parte

La revisión de oficio se inicia por el órgano gestor cuando, como resultado de las medidas de control disponibles o implantadas, conoce cualquier dato o información que pueda producir o haya producido variación sobrevenida en los requisitos, y ello pueda dar lugar a la modificación de la cuantía, a la suspensión o a la extinción del derecho a la pensión, procediendo, en su caso, el abono de atrasos o la reclamación de las cantidades indebidamente percibidas.

Por otro lado, las revisiones a instancia de parte se inician cuando el interesado, en cumplimiento de sus obligaciones, comunica al órgano gestor cualquier variación sobrevenida en su situación que pudiera tener incidencia en el derecho o en la cuantía reconocida de la pensión, siendo sus efectos resultantes idénticos a los ya mencionados para las revisiones de oficio.

El análisis parte de los datos básicos correspondientes al mes de abril, relativos al volumen global de revisiones a efectuar en el mes, las efectuadas y el detalle de las situaciones finales derivadas de dicho proceso, cuyas cifras se ofrecen en el cuadro siguiente:

| DATOS DE LA GESTIÓN ESTATAL DE LAS REVISIONES DE OFICIO Y A INSTANCIA DE PARTE PNC | | | | | | | | | | | | | | | | | | |
|---|-------------------|-----------------------|--------------|------------|--------------|--------------|------------------|-----------------------|--------------|--------------|--------------|---------------|---------------|-----------------------|--------------|--------------|--------------|---------------|
| Año 2020 | PNC DE JUBILACIÓN | | | | | | PNC DE INVALIDEZ | | | | | | Total PNCs | | | | | |
| | Entrada | Revisiones Efectuadas | | | | | Entrada | Revisiones Efectuadas | | | | | Entrada | Revisiones Efectuadas | | | | |
| | | Sin Mod. | Con Mod. | Suspensión | Ext. Dho. | Total | | Sin Mod. | Con Mod. | Suspensión | Ext. Dho. | Total | | Sin Mod. | Con Mod. | Suspensión | Ext. Dho. | Total |
| Enero | 2.507 | 507 | 435 | 150 | 1.450 | 2.542 | 3.354 | 895 | 771 | 288 | 1.168 | 3.122 | 5.861 | 1.402 | 1.206 | 438 | 2.618 | 5.664 |
| Febrero | 2.795 | 627 | 501 | 185 | 1.629 | 2.942 | 3.773 | 991 | 960 | 422 | 1.199 | 3.572 | 6.568 | 1.618 | 1.461 | 607 | 2.828 | 6.514 |
| Marzo | 1.839 | 381 | 450 | 95 | 957 | 1.883 | 2.349 | 622 | 702 | 173 | 897 | 2.394 | 4.188 | 1.003 | 1.152 | 268 | 1.854 | 4.277 |
| Abril | 2.089 | 413 | 262 | 45 | 1.550 | 2.270 | 2.197 | 919 | 488 | 126 | 1.008 | 2.541 | 4.286 | 1.332 | 750 | 171 | 2.558 | 4.811 |
| Mayo | | | | | | | | | | | | | | | | | | |
| Junio | | | | | | | | | | | | | | | | | | |
| Julio | | | | | | | | | | | | | | | | | | |
| Agosto | | | | | | | | | | | | | | | | | | |
| Septiembre | | | | | | | | | | | | | | | | | | |
| Octubre | | | | | | | | | | | | | | | | | | |
| Noviembre | | | | | | | | | | | | | | | | | | |
| Diciembre | | | | | | | | | | | | | | | | | | |
| Total Año | 9.230 | 1.928 | 1.648 | 475 | 5.586 | 9.637 | 11.673 | 3.427 | 2.921 | 1.009 | 4.272 | 11.629 | 20.903 | 5.355 | 4.569 | 1.484 | 9.858 | 21.266 |
| Media mensual | 2.308 | 482 | 412 | 119 | 1.397 | 2.409 | 2.918 | 857 | 730 | 252 | 1.068 | 2.907 | 5.226 | 1.339 | 1.142 | 371 | 2.465 | 5.317 |

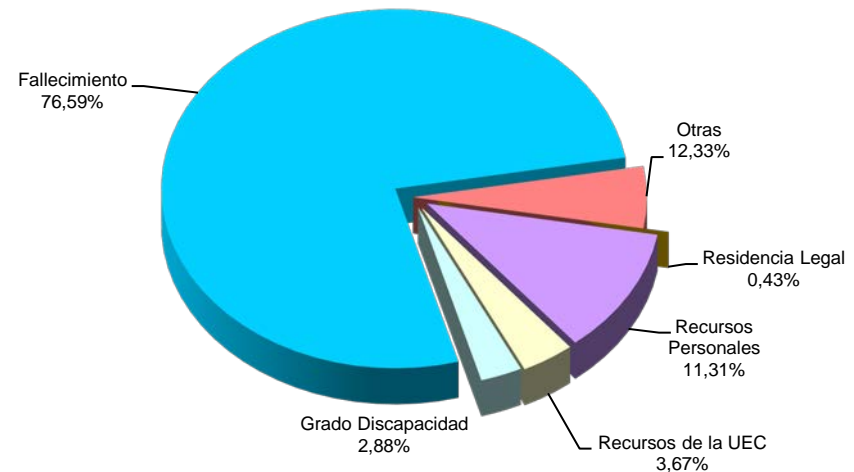
Analizando de un modo específico cada uno de los aspectos señalados, para el mes de abril se obtienen los siguientes resultados:

- ✓ Se han iniciado en el mes 4.286 revisiones, de las que el 51,26% lo son de PNC de invalidez y se ha emitido resolución sobre un total de 4.811 revisiones, de las que el 52,82% corresponden a PNC de invalidez.
- ✓ El 27,69% de las revisiones efectuadas no ha supuesto variación alguna en el derecho y en la cuantía de la pensión no contributiva.
- ✓ En el 15,59% de las revisiones efectuadas se ha modificado la cuantía de la pensión, de las que el 60% corresponden a pensionistas de invalidez y en las que se han incluido 22 recuperaciones del derecho por el cese en la actividad laboral, así como 16 declaraciones de compatibilidad en el percibo de la pensión de invalidez con los ingresos derivados de esa actividad, conforme estipula el artículo 366 de la Ley General de la Seguridad Social (RDL 8/2015, de 30 de octubre).
- ✓ El número total de suspensiones efectuadas se cifra en 171, el 3,55% del total de procedimientos de revisión sobre los que se ha dictado resolución. Del total de suspensiones, 74 vienen motivadas en que el pensionista de invalidez ha iniciado una actividad laboral, sin que proceda declarar la compatibilidad en el percibo de la pensión con los ingresos derivados de dicha actividad.

Causas de Extinción PNC jubilación



Causas de Extinción PNC invalidez



- ✓ Se ha extinguido el derecho a 2.558 pensionistas, de los que el 60,59% disfrutaban de PNC de jubilación. Los gráficos anteriores reflejan los distintos motivos de extinción en ambas modalidades de prestación. El fallecimiento del titular de la pensión se configura como el primer motivo de extinción con proporciones superiores al 73% y que en invalidez alcanza el 76,59% del total de causas de extinción. Las causas económicas en su conjunto –ingresos personales más los de la U.E.C.- se configuran globalmente y a mucha distancia como el segundo motivo de extinción; en jubilación alcanzan el 24,13% y en invalidez el 14,98%, posición que se basa fundamentalmente en las extinciones motivadas en que el pensionista dispone de recursos personales suficientes. El resto de causas de extinción tiene una presencia notablemente menor o nula.

Anexos Pensiones No Contributivas

1a Número de pensiones e importes de las nóminas

| PENSIONES NO CONTRIBUTIVAS (PNCs) EVOLUCIÓN DE LAS NÓMINAS | | | | TOTAL ESTADO CON NAVARRA Y EL PAÍS VASCO | | |
|---|-----------------------|-----------------------|-----------------------|---|-----------|---------|
| AÑO/MENSUALIDAD | IMPORTES BRUTOS | | | NÚMERO DE PENSIONES POR TIPO | | |
| | JUBILACIÓN | INVALIDEZ | TOTAL | JUBILACIÓN | INVALIDEZ | TOTAL |
| AÑO 2013 | 1.237.019.394,93 | 1.081.897.251,32 | 2.318.916.646,25 | 250.527 | 196.626 | 447.153 |
| AÑO 2014 | 1.255.674.508,93 | 1.099.220.775,90 | 2.354.895.284,83 | 253.450 | 198.366 | 451.816 |
| AÑO 2015 | 1.264.554.826,45 | 1.106.555.954,72 | 2.371.110.781,17 | 254.029 | 199.518 | 453.547 |
| AÑO 2016 | 1.276.742.499,55 | 1.113.917.052,89 | 2.390.659.552,44 | 255.165 | 199.912 | 455.077 |
| AÑO 2017 | 1.288.968.509,10 | 1.114.654.667,02 | 2.403.623.176,12 | 256.690 | 197.988 | 454.678 |
| AÑO 2018 | 1.332.591.432,33 | 1.132.835.599,81 | 2.465.427.032,14 | 257.023 | 194.757 | 451.780 |
| AÑO 2019 | 1.399.861.375,29 | 1.152.150.277,32 | 2.552.011.652,61 | 261.044 | 191.113 | 452.157 |
| AÑO 2020 | | | | | | |
| ENERO | 99.973.839,04 | 80.834.071,99 | 180.807.911,03 | 260.950 | 191.196 | 452.146 |
| FEBRERO | 101.448.628,68 | 81.379.249,94 | 182.827.878,62 | 261.958 | 190.503 | 452.461 |
| MARZO | 102.882.862,28 | 82.172.497,23 | 185.055.359,51 | 262.160 | 190.147 | 452.307 |
| ABRIL | 102.120.157,88 | 81.956.577,52 | 184.076.735,40 | 262.504 | 189.983 | 452.487 |
| MAYO | | | | | | |
| JUNIO* | | | | | | |
| JULIO | | | | | | |
| AGOSTO | | | | | | |
| SEPTIEMBRE | | | | | | |
| OCTUBRE | | | | | | |
| NOVIEMBRE* | | | | | | |
| DICIEMBRE | | | | | | |
| TOTAL AÑO 2020 (1)(2) | 409.142.557,33 | 328.776.002,40 | 737.918.559,73 | | | |

* Junto a la mensualidad se abona una paga extra

(1) En importes "Total Año 2020" se incluye lo abonado en concepto de atrasos por la revalorización de 2020, salvo País Vasco que incluyó la revalorización en nómina de enero.

(2) En importes se incluye lo abonado por el quinto pago del complemento por alquiler del año 2019 y primer pago del año 2020.

PENSIONES NO CONTRIBUTIVAS DE LA SEGURIDAD SOCIAL

PENSIONES E IMPORTE DE LA NÓMINA AÑO 2020

ABRIL

| CC.AA. Y/O PROVINCIAS | PNC DE JUBILACIÓN | | | PNC DE INVALIDEZ | | | TOTAL JUBILACIÓN E INVALIDEZ | | |
|-----------------------------|------------------------|----------------------|---------------------|------------------------|----------------------|---------------------|------------------------------|----------------------|---------------------|
| | NÚMERO DE PENSIONES | IMPORTE BRUTO | PROMEDIO MENSUAL | NÚMERO DE PENSIONES | IMPORTE BRUTO | PROMEDIO MENSUAL | NÚMERO DE PENSIONES | IMPORTE BRUTO | PROMEDIO MENSUAL |
| ANDALUCÍA | 53.400 | 21.612.447,28 | 404,73 | 42.652 | 19.032.818,08 | 446,24 | 96.052 | 40.645.265,36 | 423,16 |
| ALMERÍA | 3.691 | 1.416.415,50 | 383,75 | 2.944 | 1.275.585,47 | 433,28 | 6.635 | 2.692.000,97 | 405,73 |
| CÁDIZ | 9.727 | 3.900.093,02 | 400,96 | 8.238 | 3.625.180,09 | 440,06 | 17.965 | 7.525.273,11 | 418,89 |
| CÓRDOBA | 4.974 | 1.935.710,28 | 389,17 | 3.932 | 1.698.352,40 | 431,93 | 8.906 | 3.634.062,68 | 408,05 |
| GRANADA | 4.211 | 1.603.205,08 | 380,72 | 4.224 | 1.821.637,82 | 431,26 | 8.435 | 3.424.842,90 | 406,03 |
| HUELVA | 3.086 | 1.188.306,07 | 385,06 | 3.622 | 1.514.466,30 | 418,13 | 6.708 | 2.702.772,37 | 402,92 |
| JAÉN | 2.942 | 1.112.767,28 | 378,23 | 2.606 | 1.162.939,61 | 446,25 | 5.548 | 2.275.706,89 | 410,19 |
| MÁLAGA | 12.629 | 5.222.016,46 | 413,49 | 7.656 | 3.327.380,79 | 434,61 | 20.285 | 8.549.397,25 | 421,46 |
| SEVILLA | 12.140 | 5.233.933,59 | 431,13 | 9.430 | 4.607.275,60 | 488,58 | 21.570 | 9.841.209,19 | 456,25 |
| ARAGÓN | 4.798 | 1.862.888,61 | 388,26 | 2.555 | 1.095.503,25 | 428,77 | 7.353 | 2.958.391,86 | 402,34 |
| HUESCA | 924 | 356.446,63 | 385,76 | 579 | 244.222,41 | 421,80 | 1.503 | 600.669,04 | 399,65 |
| TERUEL | 438 | 174.310,37 | 397,97 | 173 | 77.819,51 | 449,82 | 611 | 252.129,88 | 412,65 |
| ZARAGOZA | 3.436 | 1.332.131,61 | 387,70 | 1.803 | 773.461,33 | 428,99 | 5.239 | 2.105.592,94 | 401,91 |
| ASTURIAS | 4.828 | 1.846.301,21 | 382,42 | 3.824 | 1.624.637,22 | 424,85 | 8.652 | 3.470.938,43 | 401,17 |
| ILLES BALEARS | 5.056 | 1.947.862,32 | 385,26 | 2.804 | 1.197.505,82 | 427,07 | 7.860 | 3.145.368,14 | 400,17 |
| CANARIAS | 24.297 | 9.507.441,89 | 391,30 | 18.891 | 7.983.164,92 | 422,59 | 43.188 | 17.490.606,81 | 404,99 |
| LAS PALMAS | 10.104 | 4.005.110,04 | 396,39 | 7.181 | 3.077.110,14 | 428,51 | 17.285 | 7.082.220,18 | 409,73 |
| S.C. TENERIFE | 14.193 | 5.502.331,85 | 387,68 | 11.710 | 4.906.054,78 | 418,96 | 25.903 | 10.408.386,63 | 401,82 |
| CANTABRIA | 3.746 | 1.406.215,82 | 375,39 | 3.320 | 1.428.676,35 | 430,32 | 7.066 | 2.834.892,17 | 401,20 |
| CASTILLA Y LEÓN | 12.565 | 4.889.829,83 | 389,16 | 9.160 | 3.923.548,08 | 428,33 | 21.725 | 8.813.377,91 | 405,68 |
| ÁVILA | 1.071 | 419.835,71 | 392,00 | 840 | 360.721,45 | 429,43 | 1.911 | 780.557,16 | 408,45 |
| BURGOS | 1.305 | 514.528,97 | 394,28 | 1.327 | 562.365,99 | 423,79 | 2.632 | 1.076.894,96 | 409,15 |
| LEÓN | 2.380 | 920.680,09 | 386,84 | 1.938 | 820.128,47 | 423,18 | 4.318 | 1.740.808,56 | 403,15 |
| PALENCIA | 985 | 386.426,18 | 392,31 | 684 | 290.090,34 | 424,11 | 1.669 | 676.516,52 | 405,34 |
| SALAMANCA | 2.365 | 913.063,88 | 386,07 | 1.508 | 664.819,63 | 440,86 | 3.873 | 1.577.883,51 | 407,41 |
| SEGOVIA | 484 | 192.224,46 | 397,16 | 391 | 167.029,14 | 427,18 | 875 | 359.253,60 | 410,58 |
| SORIA | 296 | 120.591,95 | 407,41 | 134 | 56.891,91 | 424,57 | 430 | 177.483,86 | 412,75 |
| VALLADOLID | 2.513 | 967.973,59 | 385,19 | 1.488 | 630.424,65 | 423,67 | 4.001 | 1.598.398,24 | 399,50 |
| ZAMORA | 1.166 | 454.505,00 | 389,80 | 850 | 371.076,50 | 436,56 | 2.016 | 825.581,50 | 409,51 |
| CASTILLA-LA MANCHA | 10.472 | 4.030.229,59 | 384,86 | 8.832 | 3.800.391,15 | 430,30 | 19.304 | 7.830.620,74 | 405,65 |
| ALBACETE | 2.008 | 798.794,78 | 397,81 | 2.222 | 960.158,99 | 432,11 | 4.230 | 1.758.953,77 | 415,83 |
| CIUDAD REAL | 2.700 | 1.030.710,61 | 381,74 | 2.176 | 941.795,83 | 432,81 | 4.876 | 1.972.506,44 | 404,53 |
| CUENCA | 1.167 | 455.407,12 | 390,24 | 1.133 | 487.174,96 | 429,99 | 2.300 | 942.582,08 | 409,82 |
| GUADALAJARA | 845 | 326.783,77 | 386,73 | 659 | 282.243,58 | 428,29 | 1.504 | 609.027,35 | 404,94 |
| TOLEDO | 3.752 | 1.418.533,31 | 378,07 | 2.642 | 1.129.017,79 | 427,33 | 6.394 | 2.547.551,10 | 398,43 |

(Continúa al dorso)

| CC.AA. Y/O PROVINCIAS | PNC DE JUBILACIÓN | | | PNC DE INVALIDEZ | | | TOTAL JUBILACIÓN E INVALIDEZ | | |
|-----------------------------|------------------------|-----------------------|---------------------|------------------------|----------------------|---------------------|------------------------------|-----------------------|---------------------|
| | NÚMERO DE PENSIONES | IMPORTE BRUTO | PROMEDIO MENSUAL | NÚMERO DE PENSIONES | IMPORTE BRUTO | PROMEDIO MENSUAL | NÚMERO DE PENSIONES | IMPORTE BRUTO | PROMEDIO MENSUAL |
| CATALUNYA | 34.484 | 13.074.751,26 | 379,15 | 26.489 | 11.206.662,19 | 423,07 | 60.973 | 24.281.413,45 | 398,23 |
| BARCELONA | 25.251 | 9.573.059,95 | 379,12 | 18.786 | 7.923.727,75 | 421,79 | 44.037 | 17.496.787,70 | 397,32 |
| GIRONA | 3.147 | 1.211.934,41 | 385,11 | 2.139 | 939.046,34 | 439,01 | 5.286 | 2.150.980,75 | 406,92 |
| LLEIDA | 2.080 | 783.445,96 | 376,66 | 1.535 | 656.190,13 | 427,49 | 3.615 | 1.439.636,09 | 398,24 |
| TARRAGONA | 4.006 | 1.506.310,94 | 376,01 | 4.029 | 1.687.697,97 | 418,89 | 8.035 | 3.194.008,91 | 397,51 |
| COMUNIDAD VALENCIANA | 30.879 | 11.929.184,76 | 386,32 | 18.026 | 7.784.179,91 | 431,83 | 48.905 | 19.713.364,67 | 403,10 |
| ALICANTE | 11.824 | 4.756.396,23 | 402,27 | 5.644 | 2.585.392,13 | 458,08 | 17.468 | 7.341.788,36 | 420,30 |
| CASTELLÓN | 2.181 | 833.974,75 | 382,38 | 2.144 | 893.622,58 | 416,80 | 4.325 | 1.727.597,33 | 399,44 |
| VALENCIA | 16.874 | 6.338.813,78 | 375,66 | 10.238 | 4.305.165,20 | 420,51 | 27.112 | 10.643.978,98 | 392,59 |
| EXTREMADURA | 7.529 | 2.923.898,34 | 388,35 | 5.396 | 2.332.919,66 | 432,34 | 12.925 | 5.256.818,00 | 406,72 |
| BADAJOS | 5.135 | 1.988.286,61 | 387,20 | 3.608 | 1.543.343,46 | 427,76 | 8.743 | 3.531.630,07 | 403,94 |
| CÁCERES | 2.394 | 935.611,73 | 390,82 | 1.788 | 789.576,20 | 441,60 | 4.182 | 1.725.187,93 | 412,53 |
| GALICIA | 24.338 | 9.363.012,56 | 384,71 | 14.193 | 6.075.087,45 | 428,03 | 38.531 | 15.438.100,01 | 400,67 |
| A CORUÑA | 9.519 | 3.662.853,00 | 384,79 | 5.182 | 2.232.379,68 | 430,79 | 14.701 | 5.895.232,68 | 401,01 |
| LUGO | 3.019 | 1.166.936,97 | 386,53 | 1.581 | 675.986,06 | 427,57 | 4.600 | 1.842.923,03 | 400,64 |
| OURENSE | 3.489 | 1.357.611,41 | 389,11 | 1.945 | 823.024,06 | 423,15 | 5.434 | 2.180.635,47 | 401,29 |
| PONTEVEDRA | 8.311 | 3.175.611,18 | 382,10 | 5.485 | 2.343.697,65 | 427,29 | 13.796 | 5.519.308,83 | 400,07 |
| MADRID | 27.292 | 10.517.837,52 | 385,38 | 15.420 | 6.617.702,36 | 429,16 | 42.712 | 17.135.539,88 | 401,19 |
| MURCIA | 7.653 | 2.966.601,96 | 387,64 | 7.838 | 3.369.402,22 | 429,88 | 15.491 | 6.336.004,18 | 409,01 |
| NAVARRA | 1.715 | 651.393,58 | 379,82 | 1.044 | 448.345,98 | 429,45 | 2.759 | 1.099.739,56 | 398,60 |
| PAÍS VASCO | 6.057 | 2.298.457,10 | 379,47 | 6.169 | 2.612.711,68 | 423,52 | 12.226 | 4.911.168,78 | 401,70 |
| ARABA/ÁLAVA | 881 | 336.149,60 | 381,55 | 725 | 319.097,73 | 440,13 | 1.606 | 655.247,33 | 408,00 |
| GIPUZKOA | 1.733 | 673.036,82 | 388,37 | 1.706 | 768.583,87 | 450,52 | 3.439 | 1.441.620,69 | 419,20 |
| BIZKAIA | 3.443 | 1.289.270,68 | 374,46 | 3.738 | 1.525.030,08 | 407,98 | 7.181 | 2.814.300,76 | 391,91 |
| LA RIOJA | 1.220 | 462.904,92 | 379,43 | 760 | 328.573,02 | 432,33 | 1.980 | 791.477,94 | 399,74 |
| CEUTA | 947 | 361.096,46 | 381,31 | 1.183 | 488.021,04 | 412,53 | 2.130 | 849.117,50 | 398,65 |
| MELILLA | 1.228 | 467.802,87 | 380,95 | 1.427 | 606.727,14 | 425,18 | 2.655 | 1.074.530,01 | 404,72 |
| TOTAL ESTADO | 262.504 | 102.120.157,88 | 389,02 | 189.983 | 81.956.577,52 | 431,39 | 452.487 | 184.076.735,40 | 406,81 |

Deducciones en nómina (PAS, LISMI, P.F.H.C. y Pagos Indevidos):

706.179,35

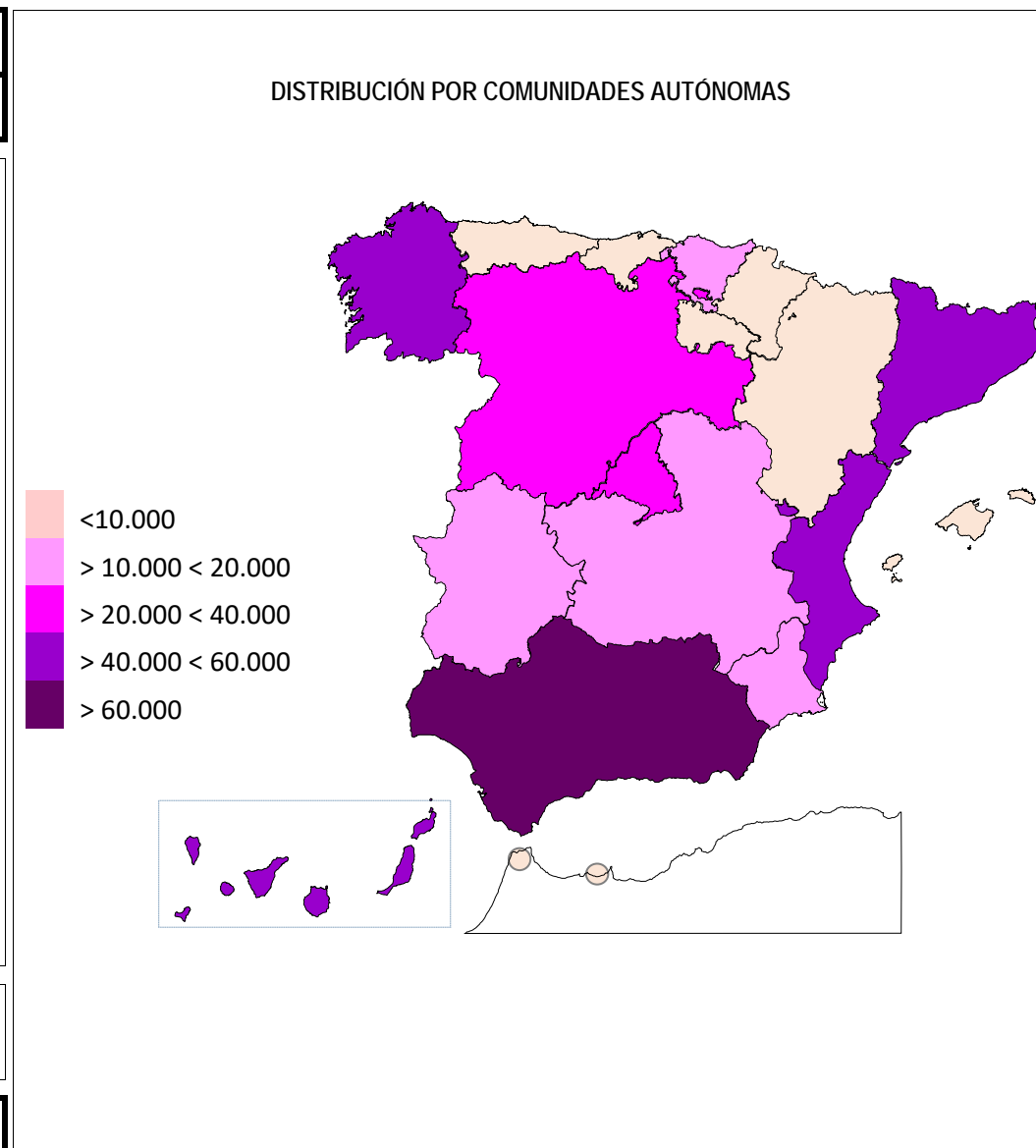
IMPORTE NETO DE LA NÓMINA:

183.370.556,05

PNCs DE LA SEGURIDAD SOCIAL DE JUBILACIÓN E INVALIDEZ

DISTRIBUCIÓN TERRITORIAL DEL NÚMERO DE PENSIONES EN LA NÓMINA DE ABRIL DE 2020

| ÁMBITO GEOGRÁFICO | NÚMERO DE PENSIONES POR TIPO | | | | | |
|----------------------|------------------------------|---------------|----------------|---------------|----------------|---------------|
| | JUBILACIÓN | % | INVALIDEZ | % | TOTAL | % |
| ANDALUCÍA | 53.400 | 20,34 | 42.652 | 22,45 | 96.052 | 21,23 |
| ARAGÓN | 4.798 | 1,83 | 2.555 | 1,34 | 7.353 | 1,63 |
| ASTURIAS | 4.828 | 1,84 | 3.824 | 2,01 | 8.652 | 1,91 |
| ILLES BALEARS | 5.056 | 1,93 | 2.804 | 1,48 | 7.860 | 1,74 |
| CANARIAS | 24.297 | 9,26 | 18.891 | 9,94 | 43.188 | 9,54 |
| CANTABRIA | 3.746 | 1,43 | 3.320 | 1,75 | 7.066 | 1,56 |
| CASTILLA Y LEÓN | 12.565 | 4,79 | 9.160 | 4,82 | 21.725 | 4,80 |
| CASTILLA-LA MANCHA | 10.472 | 3,99 | 8.832 | 4,65 | 19.304 | 4,27 |
| CATALUNYA | 34.484 | 13,14 | 26.489 | 13,94 | 60.973 | 13,48 |
| C. VALENCIANA | 30.879 | 11,76 | 18.026 | 9,49 | 48.905 | 10,81 |
| EXTREMADURA | 7.529 | 2,87 | 5.396 | 2,84 | 12.925 | 2,86 |
| GALICIA | 24.338 | 9,27 | 14.193 | 7,47 | 38.531 | 8,52 |
| MADRID | 27.292 | 10,40 | 15.420 | 8,12 | 42.712 | 9,44 |
| MURCIA | 7.653 | 2,92 | 7.838 | 4,13 | 15.491 | 3,42 |
| NAVARRA | 1.715 | 0,65 | 1.044 | 0,55 | 2.759 | 0,61 |
| PAÍS VASCO | 6.057 | 2,31 | 6.169 | 3,25 | 12.226 | 2,70 |
| LA RIOJA | 1.220 | 0,46 | 760 | 0,40 | 1.980 | 0,44 |
| CEUTA | 947 | 0,36 | 1.183 | 0,62 | 2.130 | 0,47 |
| MELILLA | 1.228 | 0,47 | 1.427 | 0,75 | 2.655 | 0,59 |
| TOTAL ESTADO | 262.504 | 100,00 | 189.983 | 100,00 | 452.487 | 100,00 |

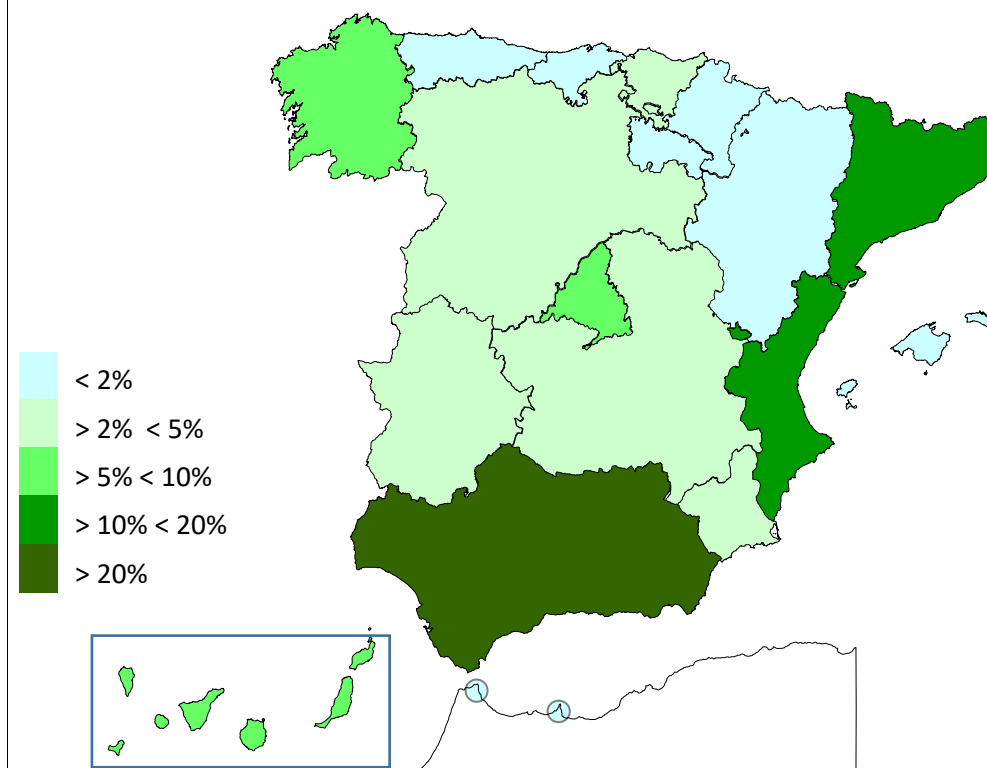


PNCs DE LA SEGURIDAD SOCIAL DE JUBILACIÓN E INVALIDEZ

DISTRIBUCIÓN TERRITORIAL DE LOS IMPORTES BRUTOS DE LAS NÓMINAS DEL AÑO 2020 HASTA ABRIL (*)

| ÁMBITO GEOGRÁFICO | IMPORTES BRUTOS DE LAS NÓMINAS | | | |
|----------------------|--------------------------------|-----------------------|-----------------------|---------------|
| | JUBILACIÓN | INVALIDEZ | TOTAL | % |
| ANDALUCÍA | 85.468.785,16 | 74.213.404,87 | 159.682.190,03 | 21,64 |
| ARAGÓN | 7.448.925,80 | 4.428.180,27 | 11.877.106,07 | 1,61 |
| ASTURIAS | 7.412.742,61 | 6.588.492,43 | 14.001.235,04 | 1,90 |
| ILLES BALEARS | 7.936.496,62 | 4.972.466,29 | 12.908.962,91 | 1,75 |
| CANARIAS | 38.279.297,21 | 32.617.391,34 | 70.896.688,55 | 9,61 |
| CANTABRIA | 5.659.353,30 | 5.788.531,71 | 11.447.885,01 | 1,55 |
| CASTILLA Y LEÓN | 19.435.626,76 | 15.786.512,44 | 35.222.139,20 | 4,77 |
| CASTILLA-LA MANCHA | 16.198.956,32 | 15.454.145,77 | 31.653.102,09 | 4,29 |
| CATALUNYA | 52.782.331,26 | 45.278.558,74 | 98.060.890,00 | 13,29 |
| C. VALENCIANA | 48.184.614,90 | 31.072.593,17 | 79.257.208,07 | 10,74 |
| EXTREMADURA | 11.755.513,71 | 9.290.381,50 | 21.045.895,21 | 2,85 |
| GALICIA | 37.716.490,20 | 24.459.436,45 | 62.175.926,65 | 8,43 |
| MADRID | 41.934.171,76 | 27.042.889,94 | 68.977.061,70 | 9,35 |
| MURCIA | 11.950.943,98 | 13.829.222,43 | 25.780.166,41 | 3,49 |
| NAVARRA | 2.593.606,24 | 1.790.690,34 | 4.384.296,58 | 0,59 |
| PAÍS VASCO | 9.147.132,97 | 10.421.277,71 | 19.568.410,68 | 2,65 |
| LA RIOJA | 1.892.947,59 | 1.320.953,38 | 3.213.900,97 | 0,44 |
| CEUTA | 1.444.569,86 | 1.967.802,57 | 3.412.372,43 | 0,46 |
| MELILLA | 1.900.051,08 | 2.453.071,05 | 4.353.122,13 | 0,59 |
| TOTAL ESTADO | 409.142.557,33 | 328.776.002,40 | 737.918.559,73 | 100,00 |

DISTRIBUCIÓN PORCENTUAL POR COMUNIDADES AUTÓNOMAS



*El pago es efectuado por la Tesorería General de la Seguridad Social, excepto Navarra y el País Vasco cuyas fuentes son el Dptº. de Políticas Sociales y Consumo y el Dptº. de Empleo y Políticas Sociales, respectivamente.

PNCs DE LA SEGURIDAD SOCIAL: ALTAS, BAJAS Y OSCILACIONES EN NÓMINA DE ABRIL DE 2020 (1)

| ÁMBITO GEOGRÁFICO | PNC DE JUBILACIÓN | | | PNC DE INVALIDEZ | | | TOTAL PNCs | | |
|----------------------|-------------------|--------------|--------------|------------------|------------|--------------|--------------|--------------|--------------|
| | ALTAS | BAJAS | OSCILACIONES | ALTAS | BAJAS | OSCILACIONES | ALTAS | BAJAS | OSCILACIONES |
| ANDALUCÍA | 415 | 417 | -2 | 248 | 153 | 95 | 663 | 570 | 93 |
| ARAGÓN | 84 | 59 | 25 | 25 | 9 | 16 | 109 | 68 | 41 |
| ASTURIAS | 25 | 29 | -4 | 13 | 19 | -6 | 38 | 48 | -10 |
| ILLES BALEARS | 49 | 39 | 10 | 14 | 22 | -8 | 63 | 61 | 2 |
| CANARIAS | 95 | 79 | 16 | 86 | 57 | 29 | 181 | 136 | 45 |
| CANTABRIA | 21 | 25 | -4 | 17 | 23 | -6 | 38 | 48 | -10 |
| CASTILLA Y LEÓN | 150 | 109 | 41 | 57 | 55 | 2 | 207 | 164 | 43 |
| CASTILLA-LA MANCHA | 60 | 68 | -8 | 51 | 27 | 24 | 111 | 95 | 16 |
| CATALUNYA | 174 | 226 | -52 | 173 | 131 | 42 | 347 | 357 | -10 |
| C. VALENCIANA | 146 | 198 | -52 | 92 | 65 | 27 | 238 | 263 | -25 |
| EXTREMADURA | 67 | 80 | -13 | 46 | 23 | 23 | 113 | 103 | 10 |
| GALICIA | 156 | 225 | -69 | 89 | 79 | 10 | 245 | 304 | -59 |
| MADRID | 266 | 207 | 59 | 128 | 108 | 20 | 394 | 315 | 79 |
| MURCIA | 33 | 52 | -19 | 18 | 38 | -20 | 51 | 90 | -39 |
| NAVARRA | - | - | - | - | - | - | - | - | - |
| PAÍS VASCO | - | - | - | - | - | - | - | - | - |
| LA RIOJA | 4 | 12 | -8 | 4 | 5 | -1 | 8 | 17 | -9 |
| CEUTA | 11 | 9 | 2 | 10 | 3 | 7 | 21 | 12 | 9 |
| MELILLA | 7 | 15 | -8 | 3 | 4 | -1 | 10 | 19 | -9 |
| TOTAL ESTADO | 1.763 | 1.849 | -86 | 1.074 | 821 | 253 | 2.837 | 2.670 | 167 |

1) No se dispone del movimiento de beneficiarios en nómina de las comunidades de Navarra y el País Vasco

PNCs DE LA SEGURIDAD SOCIAL: ACUMULADO DE ALTAS, BAJAS Y OSCILACIONES EN NÓMINA AÑO 2020 (1)

| ÁMBITO GEOGRÁFICO | PNC DE JUBILACIÓN | | | PNC DE INVALIDEZ | | | TOTAL PNCs | | |
|----------------------|-------------------|--------------|--------------|------------------|--------------|--------------|---------------|---------------|--------------|
| | ALTAS | BAJAS | OSCILACIONES | ALTAS | BAJAS | OSCILACIONES | ALTAS | BAJAS | OSCILACIONES |
| ANDALUCÍA | 1.320 | 1.460 | -140 | 649 | 678 | -29 | 1.969 | 2.138 | -169 |
| ARAGÓN | 203 | 194 | 9 | 77 | 41 | 36 | 280 | 235 | 45 |
| ASTURIAS | 159 | 160 | -1 | 113 | 80 | 33 | 272 | 240 | 32 |
| ILLES BALEARS | 230 | 232 | -2 | 125 | 123 | 2 | 355 | 355 | 0 |
| CANARIAS | 438 | 534 | -96 | 470 | 410 | 60 | 908 | 944 | -36 |
| CANTABRIA | 108 | 137 | -29 | 92 | 88 | 4 | 200 | 225 | -25 |
| CASTILLA Y LEÓN | 486 | 472 | 14 | 269 | 228 | 41 | 755 | 700 | 55 |
| CASTILLA-LA MANCHA | 298 | 395 | -97 | 206 | 241 | -35 | 504 | 636 | -132 |
| CATALUNYA | 1.033 | 893 | 140 | 820 | 570 | 250 | 1.853 | 1.463 | 390 |
| C. VALENCIANA | 653 | 755 | -102 | 330 | 323 | 7 | 983 | 1.078 | -95 |
| EXTREMADURA | 220 | 308 | -88 | 138 | 109 | 29 | 358 | 417 | -59 |
| GALICIA | 726 | 814 | -88 | 414 | 296 | 118 | 1.140 | 1.110 | 30 |
| MADRID | 1.001 | 878 | 123 | 479 | 496 | -17 | 1.480 | 1.374 | 106 |
| MURCIA | 194 | 243 | -49 | 189 | 130 | 59 | 383 | 373 | 10 |
| NAVARRA | - | - | - | - | - | - | - | - | - |
| PAÍS VASCO | - | - | - | - | - | - | - | - | - |
| LA RIOJA | 54 | 49 | 5 | 17 | 18 | -1 | 71 | 67 | 4 |
| CEUTA | 47 | 38 | 9 | 35 | 18 | 17 | 82 | 56 | 26 |
| MELILLA | 28 | 40 | -12 | 30 | 27 | 3 | 58 | 67 | -9 |
| TOTAL ESTADO | 7.198 | 7.602 | -404 | 4.453 | 3.876 | 577 | 11.651 | 11.478 | 173 |

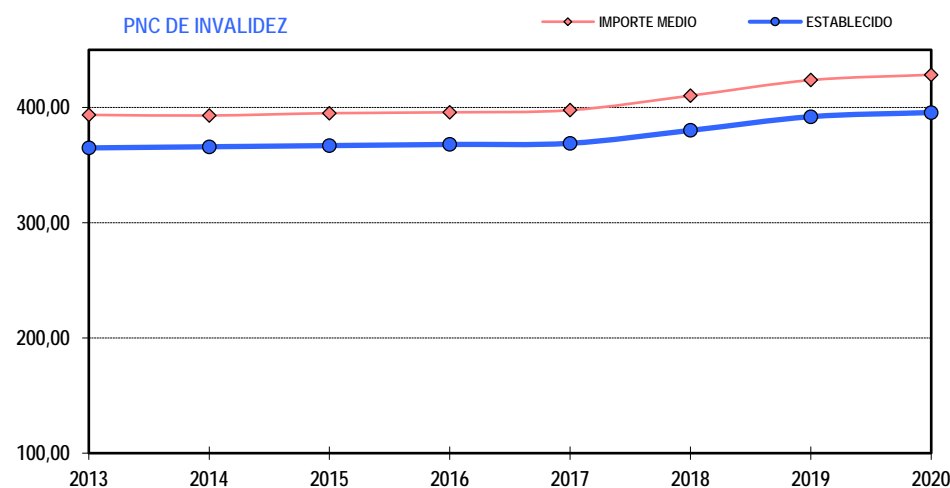
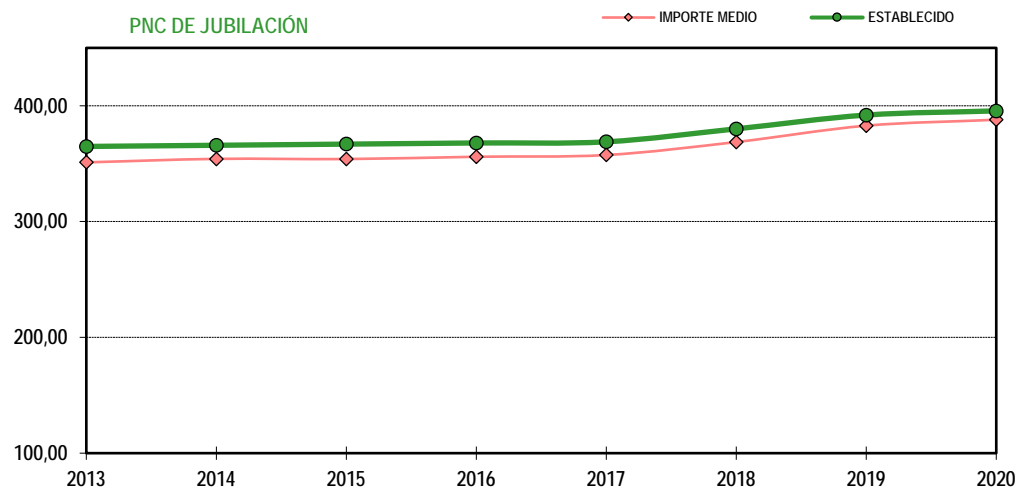
1) No se dispone del movimiento de beneficiarios en nómina de las comunidades de Navarra y el País Vasco

EVOLUCIÓN IMPORTES MEDIOS PENSIONES NO CONTRIBUTIVAS

| | PNC DE JUBILACIÓN | | | | | | | | PNC DE INVALIDEZ | | | | | | | |
|-------------------------|-------------------|---------------|---------------|---------------|---------------|---------------|---------------|---------------|------------------|---------------|---------------|---------------|---------------|---------------|---------------|---------------|
| | 2013 | 2014 | 2015 | 2016 | 2017 | 2018 | 2019 | 2020 | 2013 | 2014 | 2015 | 2016 | 2017 | 2018 | 2019 | 2020 |
| ENERO | 349,88 | 353,39 | 354,25 | 354,69 | 356,46 | 357,16 | 381,52 | 383,11 | 398,04 | 392,89 | 394,55 | 394,43 | 396,26 | 398,09 | 422,52 | 422,78 |
| FEBRERO | 350,34 | 354,41 | 354,72 | 355,63 | 356,87 | 359,24 | 382,78 | 387,27 | 391,44 | 398,14 | 396,07 | 393,08 | 397,22 | 398,60 | 424,35 | 427,18 |
| MARZO | 353,56 | 357,21 | 356,28 | 358,49 | 361,35 | 360,35 | 388,84 | 392,44 | 396,97 | 402,08 | 401,31 | 398,28 | 402,22 | 403,84 | 430,55 | 432,15 |
| ABRIL | 353,26 | 357,50 | 355,46 | 356,58 | 361,64 | 359,49 | 385,59 | 389,02 | 397,53 | 402,37 | 398,89 | 398,12 | 404,75 | 400,59 | 427,70 | 431,39 |
| MAYO | 353,36 | 356,68 | 354,33 | 356,39 | 358,91 | 360,07 | 384,36 | | 395,99 | 399,99 | 397,24 | 399,41 | 399,94 | 400,98 | 426,51 | |
| JUNIO* | 690,19 | 695,66 | 697,19 | 699,76 | 703,47 | 708,13 | 751,47 | | 771,20 | 777,06 | 776,13 | 778,88 | 782,65 | 786,66 | 833,16 | |
| JULIO | 354,78 | 357,22 | 357,26 | 360,73 | 362,28 | 437,49 | 387,07 | | 398,36 | 401,92 | 399,06 | 402,09 | 403,76 | 486,38 | 427,46 | |
| AGOSTO | 354,66 | 356,01 | 355,28 | 357,00 | 359,35 | 369,87 | 387,14 | | 397,20 | 397,56 | 395,41 | 397,02 | 399,51 | 410,36 | 426,89 | |
| SEPTIEMBRE | 348,84 | 353,33 | 354,27 | 355,35 | 356,20 | 368,94 | 382,13 | | 390,74 | 393,28 | 394,65 | 393,79 | 395,13 | 412,67 | 424,15 | |
| OCTUBRE | 353,98 | 357,33 | 358,61 | 362,36 | 360,93 | 373,73 | 386,13 | | 396,92 | 396,44 | 399,04 | 401,59 | 399,75 | 414,15 | 426,74 | |
| NOVIEMBRE* | 694,56 | 698,66 | 699,43 | 705,17 | 704,32 | 731,36 | 754,64 | | 774,46 | 733,33 | 777,64 | 780,80 | 782,53 | 813,16 | 835,45 | |
| DECEMBER | 358,52 | 360,75 | 359,03 | 361,65 | 363,15 | 375,99 | 388,06 | | 400,94 | 407,07 | 400,43 | 403,48 | 403,19 | 417,93 | 427,00 | |
| IMPORTE MEDIO | 351,14 | 354,15 | 354,01 | 355,99 | 357,50 | 368,70 | 382,84 | 387,96 | 393,56 | 393,01 | 395,03 | 395,78 | 397,64 | 410,24 | 423,75 | 428,38 |
| IMP. MENSUAL | | | | | | | | | | | | | | | | |
| ESTABLECIDO | 364,90 | 365,90 | 366,90 | 367,90 | 368,90 | 380,10 | 392,00 | 395,60 | 364,90 | 365,90 | 366,90 | 367,90 | 368,90 | 380,10 | 392,00 | 395,60 |
| Con comp. 50% T. P. (1) | - | - | - | - | - | - | - | - | 547,35 | 548,85 | 550,35 | 551,85 | 553,35 | 570,15 | 588,00 | 593,40 |
| MÍNIMO 25% | 91,23 | 91,48 | 91,73 | 91,98 | 92,23 | 95,03 | 98,00 | 98,90 | 91,23 | 91,48 | 91,73 | 91,98 | 92,23 | 95,03 | 98,00 | 98,90 |
| Δ INTERANUAL | 2,00% | 0,25% | 0,25% | 0,25% | 0,25% | 0,25%+2,75% | 0,10%+3,00% | 0,90% | 2,00% | 0,25% | 0,25% | 0,25% | 0,25% | 0,25%+2,75% | 0,10%+3,00% | 0,90% |

(*) Junto a la mensualidad se abona una paga extra, por lo que la media se calcula sobre 14 pagas.

(1) En la PNC de Invalidez, la cuantía se incrementa en un 50% en los casos en que el beneficiario necesite el concurso de una tercera persona.

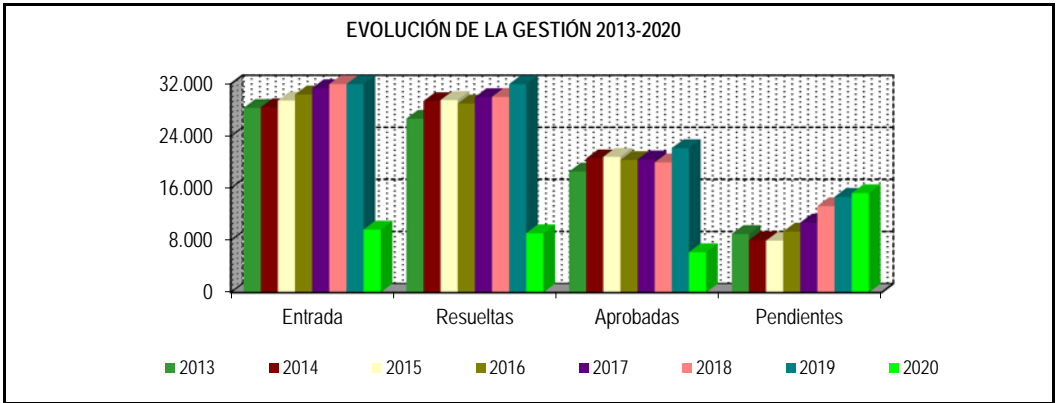


1b Pnc de Jubilación: Datos de la gestión mensual y anual

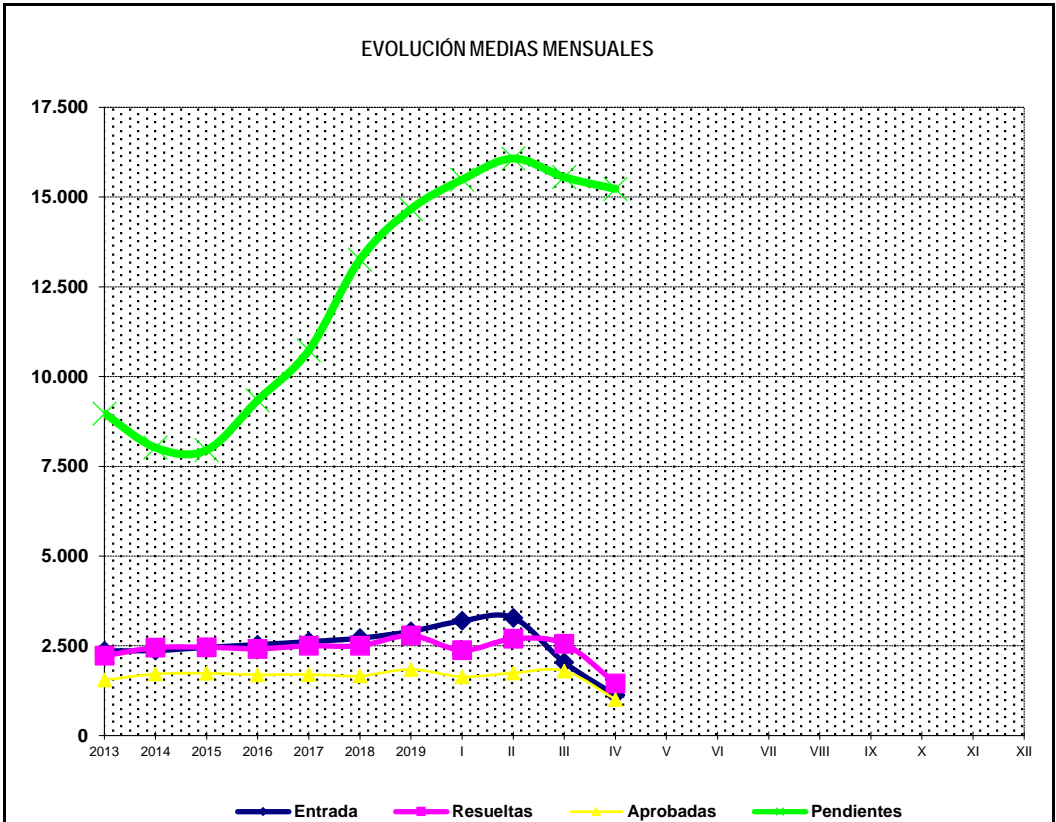
R.D.L. 8/2015, DE 30 DE OCTUBRE; T. REF. LGSS PNCs DE LA SEGURIDAD SOCIAL

JUBILACIÓN

| | | Entrada | Resueltas | % R./E. | Aprobadas | % A./R. | No Aprob. | Pendientes |
|---------------|------|---------|-----------|---------|-----------|---------|-----------|------------|
| G E S T I Ó N | 2013 | 28.331 | 26.679 | 94,17% | 18.552 | 69,54% | 8.127 | 8.972 |
| | 2014 | 28.436 | 29.386 | 103,34% | 20.576 | 70,02% | 8.810 | 8.022 |
| | 2015 | 29.473 | 29.544 | 100,24% | 20.813 | 70,45% | 8.731 | 7.951 |
| | 2016 | 30.404 | 29.012 | 95,42% | 20.333 | 70,08% | 8.679 | 9.343 |
| | 2017 | 31.384 | 29.997 | 95,58% | 20.423 | 68,08% | 9.574 | 10.730 |
| | 2018 | 32.560 | 30.036 | 92,25% | 19.958 | 66,45% | 10.078 | 13.254 |
| | 2019 | 34.830 | 33.415 | 95,94% | 22.150 | 66,29% | 11.265 | 14.669 |



| | | Entrada | Resueltas | Aprobadas | No Aprob. | Pendientes |
|-------------|------|---------|-----------|-----------|-----------|------------|
| M E D I A S | 2013 | 2.361 | 2.223 | 1.546 | 677 | 8.972 |
| | 2014 | 2.370 | 2.449 | 1.715 | 734 | 8.022 |
| | 2015 | 2.456 | 2.462 | 1.734 | 728 | 7.951 |
| | 2016 | 2.534 | 2.418 | 1.694 | 723 | 9.343 |
| | 2017 | 2.615 | 2.500 | 1.702 | 798 | 10.730 |
| | 2018 | 2.713 | 2.503 | 1.663 | 840 | 13.254 |
| | 2019 | 2.903 | 2.785 | 1.846 | 939 | 14.669 |



2020

| | | | | | | | | |
|------|-------|-------|---------|--------|--------|--------|--------|--------|
| I | 3.195 | 2.377 | 74,40% | 1.639 | 68,95% | 738 | 15.487 | |
| II | 3.282 | 2.695 | 82,11% | 1.744 | 64,71% | 951 | 16.074 | |
| III | 2.038 | 2.557 | 125,47% | 1.799 | 70,36% | 758 | 15.555 | |
| IV | 1.130 | 1.455 | 128,76% | 1.004 | 69,00% | 451 | 15.230 | |
| V | | | | | | | | |
| VI | | | | | | | | |
| VII | | | | | | | | |
| VIII | | | | | | | | |
| IX | | | | | | | | |
| X | | | | | | | | |
| XI | | | | | | | | |
| XII | | | | | | | | |
| | | 9.645 | 9.084 | 94,18% | 6.186 | 68,10% | 2.898 | 15.230 |

* Pendientes reales

PENSIÓN NO CONTRIBUTIVA DE JUBILACIÓN

DATOS DE GESTIÓN CORRESPONDIENTES AL MES DE ABRIL DE 2020

| CC.AA. Y/O PROVINCIAS | PTES. MES ANTERIOR | SOLICITUDES PRESENTADAS | | | | | A RESOLV. MES | SOLICITUDES RESUELTAS | | | | | | | | PTES. FIN MES |
|-----------------------------|--------------------------|----------------------------|-------------|-----|------|-------|---------------------|-----------------------|-------------|-----|------|--------------|-----|-------|---------|---------------------|
| | | | | | | | | APROBADAS | | | | NO APROBADAS | | TOTAL | | |
| | | NUEVAS | SGIM Y SATP | PAS | INSS | TOTAL | | NUEVAS | SGIM Y SATP | PAS | INSS | TOTAL | DNG | | CAD-DES | |
| ANDALUCÍA | 4.309 | 220 | 0 | 0 | 0 | 220 | 4.529 | 240 | 1 | 0 | 0 | 241 | 63 | 38 | 342 | 4.187 |
| ALMERÍA | 110 | 20 | 0 | 0 | 0 | 20 | 130 | 20 | 1 | 0 | 0 | 21 | 5 | 0 | 26 | 104 |
| CÁDIZ | 644 | 0 | 0 | 0 | 0 | 0 | 644 | 21 | 0 | 0 | 0 | 21 | 0 | 0 | 21 | 623 |
| CÓRDOBA | 139 | 16 | 0 | 0 | 0 | 16 | 155 | 35 | 0 | 0 | 0 | 35 | 7 | 1 | 43 | 112 |
| GRANADA | 161 | 14 | 0 | 0 | 0 | 14 | 175 | 30 | 0 | 0 | 0 | 30 | 0 | 0 | 30 | 145 |
| HUELVA | 64 | 9 | 0 | 0 | 0 | 9 | 73 | 17 | 0 | 0 | 0 | 17 | 3 | 2 | 22 | 51 |
| JAÉN | 42 | 7 | 0 | 0 | 0 | 7 | 49 | 9 | 0 | 0 | 0 | 9 | 0 | 0 | 9 | 40 |
| MÁLAGA | 1.829 | 116 | 0 | 0 | 0 | 116 | 1.945 | 71 | 0 | 0 | 0 | 71 | 41 | 28 | 140 | 1.805 |
| SEVILLA | 1.320 | 38 | 0 | 0 | 0 | 38 | 1.358 | 37 | 0 | 0 | 0 | 37 | 7 | 7 | 51 | 1.307 |
| ARAGÓN | 90 | 13 | 0 | 0 | 0 | 13 | 103 | 43 | 0 | 0 | 0 | 43 | 8 | 2 | 53 | 50 |
| HUESCA | 18 | 3 | 0 | 0 | 0 | 3 | 21 | 9 | 0 | 0 | 0 | 9 | 1 | 0 | 10 | 11 |
| TERUEL | 12 | 3 | 0 | 0 | 0 | 3 | 15 | 6 | 0 | 0 | 0 | 6 | 3 | 2 | 11 | 4 |
| ZARAGOZA | 60 | 7 | 0 | 0 | 0 | 7 | 67 | 28 | 0 | 0 | 0 | 28 | 4 | 0 | 32 | 35 |
| ASTURIAS | 371 | 0 | 0 | 0 | 0 | 0 | 371 | 3 | 0 | 0 | 0 | 3 | 1 | 0 | 4 | 367 |
| ILLES BALEARS | 102 | 26 | 0 | 0 | 0 | 26 | 128 | 53 | 0 | 0 | 0 | 53 | 16 | 3 | 72 | 56 |
| CANARIAS | 2.706 | 207 | 0 | 1 | 0 | 208 | 2.914 | 91 | 0 | 0 | 0 | 91 | 64 | 0 | 155 | 2.759 |
| LAS PALMAS | 1.446 | 24 | 0 | 1 | 0 | 25 | 1.471 | 36 | 0 | 0 | 0 | 36 | 19 | 0 | 55 | 1.416 |
| S.C. TENERIFE | 1.260 | 183 | 0 | 0 | 0 | 183 | 1.443 | 55 | 0 | 0 | 0 | 55 | 45 | 0 | 100 | 1.343 |
| CANTABRIA | 54 | 11 | 0 | 0 | 0 | 11 | 65 | 17 | 0 | 0 | 0 | 17 | 10 | 0 | 27 | 38 |
| CASTILLA Y LEÓN | 273 | 23 | 0 | 0 | 0 | 23 | 296 | 53 | 0 | 0 | 0 | 53 | 3 | 3 | 59 | 237 |
| ÁVILA | 6 | 2 | 0 | 0 | 0 | 2 | 8 | 4 | 0 | 0 | 0 | 4 | 0 | 0 | 4 | 4 |
| BURGOS | 32 | 4 | 0 | 0 | 0 | 4 | 36 | 5 | 0 | 0 | 0 | 5 | 0 | 0 | 5 | 31 |
| LEÓN | 79 | 4 | 0 | 0 | 0 | 4 | 83 | 10 | 0 | 0 | 0 | 10 | 0 | 0 | 10 | 73 |
| PALENCIA | 15 | 2 | 0 | 0 | 0 | 2 | 17 | 5 | 0 | 0 | 0 | 5 | 0 | 0 | 5 | 12 |
| SALAMANCA | 83 | 4 | 0 | 0 | 0 | 4 | 87 | 12 | 0 | 0 | 0 | 12 | 0 | 0 | 12 | 75 |
| SEGOVIA | 5 | 1 | 0 | 0 | 0 | 1 | 6 | 3 | 0 | 0 | 0 | 3 | 0 | 0 | 3 | 3 |
| SORIA | 6 | 1 | 0 | 0 | 0 | 1 | 7 | 1 | 0 | 0 | 0 | 1 | 0 | 0 | 1 | 6 |
| VALLADOLID | 32 | 4 | 0 | 0 | 0 | 4 | 36 | 9 | 0 | 0 | 0 | 9 | 1 | 0 | 10 | 26 |
| ZAMORA | 15 | 1 | 0 | 0 | 0 | 1 | 16 | 4 | 0 | 0 | 0 | 4 | 2 | 3 | 9 | 7 |
| CASTILLA-LA MANCHA | 306 | 109 | 0 | 0 | 0 | 109 | 415 | 58 | 0 | 0 | 0 | 58 | 21 | 4 | 83 | 332 |
| ALBACETE | 63 | 20 | 0 | 0 | 0 | 20 | 83 | 8 | 0 | 0 | 0 | 8 | 1 | 1 | 10 | 73 |
| CIUDAD REAL | 56 | 18 | 0 | 0 | 0 | 18 | 74 | 10 | 0 | 0 | 0 | 10 | 3 | 0 | 13 | 61 |
| CUENCA | 13 | 3 | 0 | 0 | 0 | 3 | 16 | 9 | 0 | 0 | 0 | 9 | 0 | 0 | 9 | 7 |
| GUADALAJARA | 22 | 5 | 0 | 0 | 0 | 5 | 27 | 1 | 0 | 0 | 0 | 1 | 0 | 0 | 1 | 26 |
| TOLEDO | 152 | 63 | 0 | 0 | 0 | 63 | 215 | 30 | 0 | 0 | 0 | 30 | 17 | 3 | 50 | 165 |

(Continúa al dorso)

| CC.AA. Y/O PROVINCIAS | PTES. MES ANTERIOR | SOLICITUDES PRESENTADAS | | | | | A RESOLV. MES | SOLICITUDES RESUELTAS | | | | | | | | | PTES. FIN MES |
|-----------------------------|--------------------------|----------------------------|-------------|-----|------|-------|---------------------|-----------------------|-------------|-----|------|-------|--------------|---------|-------|-------|---------------------|
| | | | | | | | | APROBADAS | | | | | NO APROBADAS | | TOTAL | | |
| | | NUEVAS | SGIM Y SATP | PAS | INSS | TOTAL | | NUEVAS | SGIM Y SATP | PAS | INSS | TOTAL | DNG | CAD-DES | | | |
| CATALUNYA | 2.375 | 199 | 0 | 0 | 0 | 199 | 2.574 | 1 | 0 | 0 | 0 | 1 | 1 | 12 | 14 | 2.560 | |
| BARCELONA | 1.654 | 127 | 0 | 0 | 0 | 127 | 1.781 | 1 | 0 | 0 | 0 | 1 | 1 | 5 | 7 | 1.774 | |
| GIRONA | 267 | 17 | 0 | 0 | 0 | 17 | 284 | 0 | 0 | 0 | 0 | 0 | 0 | 6 | 6 | 278 | |
| LLEIDA | 117 | 17 | 0 | 0 | 0 | 17 | 134 | 0 | 0 | 0 | 0 | 0 | 0 | 1 | 1 | 133 | |
| TARRAGONA | 337 | 38 | 0 | 0 | 0 | 38 | 375 | 0 | 0 | 0 | 0 | 0 | 0 | 0 | 0 | 375 | |
| COMUNIDAD VALENCIANA | 2.430 | 66 | 0 | 0 | 0 | 66 | 2.496 | 147 | 0 | 0 | 1 | 148 | 127 | 3 | 278 | 2.218 | |
| ALICANTE | 1.721 | 19 | 0 | 0 | 0 | 19 | 1.740 | 72 | 0 | 0 | 0 | 72 | 75 | 0 | 147 | 1.593 | |
| CASTELLÓN | 129 | 6 | 0 | 0 | 0 | 6 | 135 | 21 | 0 | 0 | 1 | 22 | 8 | 3 | 33 | 102 | |
| VALENCIA | 580 | 41 | 0 | 0 | 0 | 41 | 621 | 54 | 0 | 0 | 0 | 54 | 44 | 0 | 98 | 523 | |
| EXTREMADURA | 199 | 6 | 0 | 0 | 0 | 6 | 205 | 64 | 0 | 0 | 0 | 64 | 14 | 0 | 78 | 127 | |
| BADAJOS | 114 | 2 | 0 | 0 | 0 | 2 | 116 | 41 | 0 | 0 | 0 | 41 | 14 | 0 | 55 | 61 | |
| CÁCERES | 85 | 4 | 0 | 0 | 0 | 4 | 89 | 23 | 0 | 0 | 0 | 23 | 0 | 0 | 23 | 66 | |
| GALICIA | 750 | 115 | 0 | 0 | 0 | 115 | 865 | 68 | 0 | 0 | 0 | 68 | 14 | 3 | 85 | 780 | |
| A CORUÑA | 499 | 26 | 0 | 0 | 0 | 26 | 525 | 19 | 0 | 0 | 0 | 19 | 7 | 0 | 26 | 499 | |
| LUGO | 42 | 15 | 0 | 0 | 0 | 15 | 57 | 8 | 0 | 0 | 0 | 8 | 4 | 0 | 12 | 45 | |
| OURENSE | 6 | 11 | 0 | 0 | 0 | 11 | 17 | 3 | 0 | 0 | 0 | 3 | 3 | 0 | 6 | 11 | |
| PONTEVEDRA | 203 | 63 | 0 | 0 | 0 | 63 | 266 | 38 | 0 | 0 | 0 | 38 | 0 | 3 | 41 | 225 | |
| MADRID | 894 | 27 | 0 | 0 | 0 | 27 | 921 | 63 | 0 | 0 | 0 | 63 | 17 | 0 | 80 | 841 | |
| MURCIA | 531 | 66 | 0 | 0 | 0 | 66 | 597 | 40 | 0 | 0 | 0 | 40 | 16 | 0 | 56 | 541 | |
| NAVARRA | 35 | 22 | 0 | 0 | 0 | 22 | 57 | 23 | 0 | 0 | 0 | 23 | 1 | 0 | 24 | 33 | |
| PAÍS VASCO | 55 | 15 | 0 | 0 | 0 | 15 | 70 | 31 | 0 | 0 | 0 | 31 | 2 | 0 | 33 | 37 | |
| ARABA/ÁLAVA | 0 | 7 | 0 | 0 | 0 | 7 | 7 | 7 | 0 | 0 | 0 | 7 | 0 | 0 | 7 | 0 | |
| GIPUZKOA | 15 | 2 | 0 | 0 | 0 | 2 | 17 | 8 | 0 | 0 | 0 | 8 | 0 | 0 | 8 | 9 | |
| BIZKAIA | 40 | 6 | 0 | 0 | 0 | 6 | 46 | 16 | 0 | 0 | 0 | 16 | 2 | 0 | 18 | 28 | |
| LA RIOJA | 40 | 4 | 0 | 0 | 0 | 4 | 44 | 7 | 0 | 0 | 0 | 7 | 4 | 0 | 11 | 33 | |
| CEUTA | 20 | 0 | 0 | 0 | 0 | 0 | 20 | 0 | 0 | 0 | 0 | 0 | 0 | 0 | 0 | 20 | |
| MELILLA | 15 | 0 | 0 | 0 | 0 | 0 | 15 | 0 | 0 | 0 | 0 | 0 | 1 | 0 | 1 | 14 | |

| | | | | | | | | | | | | | | | | |
|--------------|--------|-------|---|---|---|-------|--------|-------|---|---|---|-------|-----|----|-------|--------|
| TOTAL ESTADO | 15.555 | 1.129 | 0 | 1 | 0 | 1.130 | 16.685 | 1.002 | 1 | 0 | 1 | 1.004 | 383 | 68 | 1.455 | 15.230 |
|--------------|--------|-------|---|---|---|-------|--------|-------|---|---|---|-------|-----|----|-------|--------|

PENSIÓN NO CONTRIBUTIVA DE JUBILACIÓN

CAUSAS DE DENEGACIÓN CORRESPONDIENTES AL MES DE ABRIL DE 2020

| CC.AA. Y/O PROVINCIAS | EDAD | RESIDENCIA LEGAL | RECURSOS ECONÓMICOS | | PRESTACIÓN | SIN | TOTAL CAUSAS DE DENEGACIÓN |
|-----------------------------|------|------------------|------------------------|--------|--------------|-----------|----------------------------------|
| | | | PERSONALES | U.E.C. | INCOMPATIBLE | DESGLOSAR | |
| | | | ANDALUCÍA | 5 | 6 | 7 | |
| ALMERÍA | 1 | 0 | 0 | 4 | 0 | 0 | 5 |
| CÁDIZ | 0 | 0 | 0 | 0 | 0 | 0 | 0 |
| CÓRDOBA | 1 | 1 | 0 | 5 | 0 | 0 | 7 |
| GRANADA | 0 | 0 | 0 | 0 | 0 | 0 | 0 |
| HUELVA | 2 | 0 | 0 | 1 | 0 | 0 | 3 |
| JAÉN | 0 | 0 | 0 | 0 | 0 | 0 | 0 |
| MÁLAGA | 1 | 5 | 7 | 28 | 0 | 0 | 41 |
| SEVILLA | 0 | 0 | 0 | 7 | 0 | 0 | 7 |
| ARAGÓN | 2 | 2 | 1 | 3 | 0 | 0 | 8 |
| HUESCA | 1 | 0 | 0 | 0 | 0 | 0 | 1 |
| TERUEL | 1 | 1 | 0 | 1 | 0 | 0 | 3 |
| ZARAGOZA | 0 | 1 | 1 | 2 | 0 | 0 | 4 |
| ASTURIAS | 0 | 0 | 0 | 1 | 0 | 0 | 1 |
| ILLES BALEARS | 0 | 10 | 4 | 2 | 0 | 0 | 16 |
| CANARIAS | 2 | 25 | 14 | 23 | 0 | 0 | 64 |
| LAS PALMAS | 2 | 2 | 5 | 10 | 0 | 0 | 19 |
| S.C. TENERIFE | 0 | 23 | 9 | 13 | 0 | 0 | 45 |
| CANTABRIA | 0 | 0 | 2 | 8 | 0 | 0 | 10 |
| CASTILLA Y LEÓN | 1 | 0 | 1 | 1 | 0 | 0 | 3 |
| ÁVILA | 0 | 0 | 0 | 0 | 0 | 0 | 0 |
| BURGOS | 0 | 0 | 0 | 0 | 0 | 0 | 0 |
| LEÓN | 0 | 0 | 0 | 0 | 0 | 0 | 0 |
| PALENCIA | 0 | 0 | 0 | 0 | 0 | 0 | 0 |
| SALAMANCA | 0 | 0 | 0 | 0 | 0 | 0 | 0 |
| SEGOVIA | 0 | 0 | 0 | 0 | 0 | 0 | 0 |
| SORIA | 0 | 0 | 0 | 0 | 0 | 0 | 0 |
| VALLADOLID | 0 | 0 | 0 | 1 | 0 | 0 | 1 |
| ZAMORA | 1 | 0 | 1 | 0 | 0 | 0 | 2 |
| CASTILLA-LA MANCHA | 0 | 7 | 4 | 10 | 0 | 0 | 21 |
| ALBACETE | 0 | 0 | 0 | 1 | 0 | 0 | 1 |
| CIUDAD REAL | 0 | 1 | 1 | 1 | 0 | 0 | 3 |
| CUENCA | 0 | 0 | 0 | 0 | 0 | 0 | 0 |
| GUADALAJARA | 0 | 0 | 0 | 0 | 0 | 0 | 0 |
| TOLEDO | 0 | 6 | 3 | 8 | 0 | 0 | 17 |

(Continúa al dorso)

| CC.AA. Y/O PROVINCIAS | EDAD | RESIDENCIA LEGAL | RECURSOS ECONÓMICOS | | PRESTACIÓN INCOMPATIBLE | SIN DESGLOSAR | TOTAL CAUSAS DE DENEGACIÓN |
|-----------------------------|------|------------------|------------------------|--------|----------------------------|------------------|----------------------------------|
| | | | PERSONALES | U.E.C. | | | |
| | | | CATALUNYA | 1 | 0 | 0 | |
| BARCELONA | 1 | 0 | 0 | 0 | 0 | 0 | 1 |
| GIRONA | 0 | 0 | 0 | 0 | 0 | 0 | 0 |
| LLEIDA | 0 | 0 | 0 | 0 | 0 | 0 | 0 |
| TARRAGONA | 0 | 0 | 0 | 0 | 0 | 0 | 0 |
| COMUNIDAD VALENCIANA | 2 | 7 | 25 | 93 | 0 | 0 | 127 |
| ALICANTE | 1 | 3 | 13 | 58 | 0 | 0 | 75 |
| CASTELLÓN | 0 | 1 | 2 | 5 | 0 | 0 | 8 |
| VALENCIA | 1 | 3 | 10 | 30 | 0 | 0 | 44 |
| EXTREMADURA | 3 | 1 | 4 | 6 | 0 | 0 | 14 |
| BADAJOS | 3 | 1 | 4 | 6 | 0 | 0 | 14 |
| CÁCERES | 0 | 0 | 0 | 0 | 0 | 0 | 0 |
| GALICIA | 4 | 0 | 0 | 10 | 0 | 0 | 14 |
| A CORUÑA | 1 | 0 | 0 | 6 | 0 | 0 | 7 |
| LUGO | 2 | 0 | 0 | 2 | 0 | 0 | 4 |
| OURENSE | 1 | 0 | 0 | 2 | 0 | 0 | 3 |
| PONTEVEDRA | 0 | 0 | 0 | 0 | 0 | 0 | 0 |
| MADRID | 0 | 5 | 4 | 8 | 0 | 0 | 17 |
| MURCIA | 0 | 4 | 4 | 8 | 0 | 0 | 16 |
| NAVARRA | 0 | 1 | 0 | 0 | 0 | 0 | 1 |
| PAÍS VASCO | 0 | 0 | 0 | 2 | 0 | 0 | 2 |
| ARABA/ÁLAVA | 0 | 0 | 0 | 0 | 0 | 0 | 0 |
| GIPUZKOA | 0 | 0 | 0 | 0 | 0 | 0 | 0 |
| BIZKAIA | 0 | 0 | 0 | 2 | 0 | 0 | 2 |
| LA RIOJA | 0 | 3 | 1 | 0 | 0 | 0 | 4 |
| CEUTA | 0 | 0 | 0 | 0 | 0 | 0 | 0 |
| MELILLA | 0 | 1 | 0 | 0 | 0 | 0 | 1 |

| | | | | | | | |
|--------------|----|----|----|-----|---|---|-----|
| TOTAL ESTADO | 20 | 72 | 71 | 220 | 0 | 0 | 383 |
|--------------|----|----|----|-----|---|---|-----|

PENSIÓN NO CONTRIBUTIVA DE JUBILACIÓN

DATOS ACUMULADOS DE GESTIÓN CORRESPONDIENTES AL AÑO 2020 HASTA ABRIL

| CC.AA. Y/O PROVINCIAS | PTES. AÑO ANTERIOR | SOLICITUDES PRESENTADAS | | | | | A RESOLV. AÑO | SOLICITUDES RESUELTAS | | | | | | | | PTES. FINAL |
|-----------------------------|--------------------------|----------------------------|-------------|-----|------|-------|---------------------|-----------------------|-------------|-----|------|--------------|-----|-------|---------|----------------|
| | | PRESENTADAS | | | | | | APROBADAS | | | | NO APROBADAS | | TOTAL | | |
| | | NUEVAS | SGIM Y SATP | PAS | INSS | TOTAL | | NUEVAS | SGIM Y SATP | PAS | INSS | TOTAL | DNG | | CAD-DES | |
| ANDALUCÍA | 4.177 | 1.718 | 2 | 7 | 0 | 1.727 | 5.904 | 1.195 | 1 | 2 | 0 | 1.198 | 358 | 161 | 1.717 | 4.187 |
| ALMERÍA | 104 | 158 | 0 | 0 | 0 | 158 | 262 | 95 | 1 | 0 | 0 | 96 | 44 | 18 | 158 | 104 |
| CÁDIZ | 489 | 322 | 0 | 0 | 0 | 322 | 811 | 124 | 0 | 0 | 0 | 124 | 18 | 46 | 188 | 623 |
| CÓRDOBA | 99 | 140 | 0 | 0 | 0 | 140 | 239 | 100 | 0 | 0 | 0 | 100 | 20 | 7 | 127 | 112 |
| GRANADA | 146 | 149 | 0 | 1 | 0 | 150 | 296 | 99 | 0 | 0 | 0 | 99 | 34 | 18 | 151 | 145 |
| HUELVA | 35 | 122 | 0 | 0 | 0 | 122 | 157 | 80 | 0 | 0 | 0 | 80 | 14 | 12 | 106 | 51 |
| JAÉN | 31 | 52 | 1 | 1 | 0 | 54 | 85 | 38 | 0 | 0 | 0 | 38 | 7 | 0 | 45 | 40 |
| MÁLAGA | 1.777 | 417 | 0 | 0 | 0 | 417 | 2.194 | 254 | 0 | 0 | 0 | 254 | 97 | 38 | 389 | 1.805 |
| SEVILLA | 1.496 | 358 | 1 | 5 | 0 | 364 | 1.860 | 405 | 0 | 2 | 0 | 407 | 124 | 22 | 553 | 1.307 |
| ARAGÓN | 96 | 247 | 1 | 0 | 0 | 248 | 344 | 199 | 0 | 0 | 0 | 199 | 81 | 14 | 294 | 50 |
| HUESCA | 16 | 38 | 0 | 0 | 0 | 38 | 54 | 32 | 0 | 0 | 0 | 32 | 10 | 1 | 43 | 11 |
| TERUEL | 13 | 17 | 0 | 0 | 0 | 17 | 30 | 18 | 0 | 0 | 0 | 18 | 5 | 3 | 26 | 4 |
| ZARAGOZA | 67 | 192 | 1 | 0 | 0 | 193 | 260 | 149 | 0 | 0 | 0 | 149 | 66 | 10 | 225 | 35 |
| ASTURIAS | 253 | 237 | 0 | 1 | 0 | 238 | 491 | 90 | 0 | 0 | 0 | 90 | 23 | 11 | 124 | 367 |
| ILLES BALEARS | 65 | 247 | 0 | 0 | 0 | 247 | 312 | 172 | 0 | 0 | 0 | 172 | 49 | 35 | 256 | 56 |
| CANARIAS | 2.645 | 661 | 0 | 1 | 0 | 662 | 3.307 | 310 | 0 | 1 | 0 | 311 | 156 | 81 | 548 | 2.759 |
| LAS PALMAS | 1.347 | 310 | 0 | 1 | 0 | 311 | 1.658 | 141 | 0 | 1 | 0 | 142 | 62 | 38 | 242 | 1.416 |
| S.C. TENERIFE | 1.298 | 351 | 0 | 0 | 0 | 351 | 1.649 | 169 | 0 | 0 | 0 | 169 | 94 | 43 | 306 | 1.343 |
| CANTABRIA | 34 | 119 | 0 | 0 | 0 | 119 | 153 | 87 | 0 | 0 | 0 | 87 | 28 | 0 | 115 | 38 |
| CASTILLA Y LEÓN | 288 | 470 | 0 | 0 | 0 | 470 | 758 | 417 | 0 | 0 | 2 | 419 | 71 | 31 | 521 | 237 |
| ÁVILA | 6 | 39 | 0 | 0 | 0 | 39 | 45 | 32 | 0 | 0 | 0 | 32 | 5 | 4 | 41 | 4 |
| BURGOS | 53 | 56 | 0 | 0 | 0 | 56 | 109 | 54 | 0 | 0 | 0 | 54 | 15 | 9 | 78 | 31 |
| LEÓN | 92 | 66 | 0 | 0 | 0 | 66 | 158 | 65 | 0 | 0 | 0 | 65 | 13 | 7 | 85 | 73 |
| PALENCIA | 11 | 44 | 0 | 0 | 0 | 44 | 55 | 37 | 0 | 0 | 2 | 39 | 4 | 0 | 43 | 12 |
| SALAMANCA | 71 | 84 | 0 | 0 | 0 | 84 | 155 | 69 | 0 | 0 | 0 | 69 | 9 | 2 | 80 | 75 |
| SEGOVIA | 1 | 32 | 0 | 0 | 0 | 32 | 33 | 22 | 0 | 0 | 0 | 22 | 5 | 3 | 30 | 3 |
| SORIA | 5 | 15 | 0 | 0 | 0 | 15 | 20 | 11 | 0 | 0 | 0 | 11 | 3 | 0 | 14 | 6 |
| VALLADOLID | 38 | 83 | 0 | 0 | 0 | 83 | 121 | 85 | 0 | 0 | 0 | 85 | 10 | 0 | 95 | 26 |
| ZAMORA | 11 | 51 | 0 | 0 | 0 | 51 | 62 | 42 | 0 | 0 | 0 | 42 | 7 | 6 | 55 | 7 |
| CASTILLA-LA MANCHA | 291 | 451 | 0 | 0 | 0 | 451 | 742 | 264 | 0 | 0 | 0 | 264 | 113 | 33 | 410 | 332 |
| ALBACETE | 66 | 83 | 0 | 0 | 0 | 83 | 149 | 44 | 0 | 0 | 0 | 44 | 28 | 4 | 76 | 73 |
| CIUDAD REAL | 57 | 99 | 0 | 0 | 0 | 99 | 156 | 72 | 0 | 0 | 0 | 72 | 19 | 4 | 95 | 61 |
| CUENCA | 18 | 47 | 0 | 0 | 0 | 47 | 65 | 46 | 0 | 0 | 0 | 46 | 11 | 1 | 58 | 7 |
| GUADALAJARA | 22 | 37 | 0 | 0 | 0 | 37 | 59 | 23 | 0 | 0 | 0 | 23 | 6 | 4 | 33 | 26 |
| TOLEDO | 128 | 185 | 0 | 0 | 0 | 185 | 313 | 79 | 0 | 0 | 0 | 79 | 49 | 20 | 148 | 165 |

(Continúa al dorso)

| CC.AA. Y/O PROVINCIAS | PTES. AÑO ANTERIOR | SOLICITUDES PRESENTADAS | | | | | A RESOLV. AÑO | SOLICITUDES RESUELTAS | | | | | | | | | PTES. FINAL |
|-----------------------------|--------------------------|----------------------------|-------------|-----|------|-------|---------------------|-----------------------|-------------|-----|------|-------|--------------|---------|-------|-------|----------------|
| | | NUEVAS | SGIM Y SATP | PAS | INSS | TOTAL | | APROBADAS | | | | | NO APROBADAS | | TOTAL | | |
| | | | | | | | | NUEVAS | SGIM Y SATP | PAS | INSS | TOTAL | DNG | CAD-DES | | | |
| CATALUNYA | 2.121 | 1.583 | 1 | 1 | 1 | 1.586 | 3.707 | 718 | 0 | 1 | 2 | 721 | 209 | 217 | 1.147 | 2.560 | |
| BARCELONA | 1.475 | 1.108 | 1 | 1 | 1 | 1.111 | 2.586 | 524 | 0 | 0 | 1 | 525 | 150 | 137 | 812 | 1.774 | |
| GIRONA | 245 | 163 | 0 | 0 | 0 | 163 | 408 | 79 | 0 | 0 | 1 | 80 | 13 | 37 | 130 | 278 | |
| LLEIDA | 115 | 95 | 0 | 0 | 0 | 95 | 210 | 48 | 0 | 0 | 0 | 48 | 14 | 15 | 77 | 133 | |
| TARRAGONA | 286 | 217 | 0 | 0 | 0 | 217 | 503 | 67 | 0 | 1 | 0 | 68 | 32 | 28 | 128 | 375 | |
| COMUNIDAD VALENCIANA | 2.144 | 1.039 | 0 | 0 | 0 | 1.039 | 3.183 | 635 | 0 | 2 | 1 | 638 | 306 | 21 | 965 | 2.218 | |
| ALICANTE | 1.698 | 381 | 0 | 0 | 0 | 381 | 2.079 | 308 | 0 | 0 | 0 | 308 | 167 | 11 | 486 | 1.593 | |
| CASTELLÓN | 84 | 92 | 0 | 0 | 0 | 92 | 176 | 53 | 0 | 0 | 1 | 54 | 13 | 7 | 74 | 102 | |
| VALENCIA | 362 | 566 | 0 | 0 | 0 | 566 | 928 | 274 | 0 | 2 | 0 | 276 | 126 | 3 | 405 | 523 | |
| EXTREMADURA | 140 | 248 | 0 | 0 | 0 | 248 | 388 | 195 | 0 | 0 | 0 | 195 | 49 | 17 | 261 | 127 | |
| BADAJOS | 84 | 152 | 0 | 0 | 0 | 152 | 236 | 125 | 0 | 0 | 0 | 125 | 37 | 13 | 175 | 61 | |
| CÁCERES | 56 | 96 | 0 | 0 | 0 | 96 | 152 | 70 | 0 | 0 | 0 | 70 | 12 | 4 | 86 | 66 | |
| GALICIA | 770 | 696 | 0 | 0 | 0 | 696 | 1.466 | 518 | 0 | 0 | 0 | 518 | 109 | 59 | 686 | 780 | |
| A CORUÑA | 505 | 275 | 0 | 0 | 0 | 275 | 780 | 217 | 0 | 0 | 0 | 217 | 48 | 16 | 281 | 499 | |
| LUGO | 40 | 74 | 0 | 0 | 0 | 74 | 114 | 55 | 0 | 0 | 0 | 55 | 12 | 2 | 69 | 45 | |
| OURENSE | 1 | 82 | 0 | 0 | 0 | 82 | 83 | 56 | 0 | 0 | 0 | 56 | 14 | 2 | 72 | 11 | |
| PONTEVEDRA | 224 | 265 | 0 | 0 | 0 | 265 | 489 | 190 | 0 | 0 | 0 | 190 | 35 | 39 | 264 | 225 | |
| MADRID | 968 | 1.092 | 2 | 1 | 0 | 1.095 | 2.063 | 764 | 2 | 1 | 0 | 767 | 298 | 157 | 1.222 | 841 | |
| MURCIA | 507 | 316 | 0 | 0 | 0 | 316 | 823 | 186 | 0 | 0 | 0 | 186 | 65 | 31 | 282 | 541 | |
| NAVARRA | 24 | 106 | 0 | 0 | 0 | 106 | 130 | 66 | 0 | 0 | 0 | 66 | 22 | 9 | 97 | 33 | |
| PAÍS VASCO | 84 | 259 | 0 | 0 | 1 | 260 | 344 | 254 | 0 | 1 | 0 | 255 | 41 | 11 | 307 | 37 | |
| ARABA/ÁLAVA | 0 | 52 | 0 | 0 | 0 | 52 | 52 | 51 | 0 | 0 | 0 | 51 | 1 | 0 | 52 | 0 | |
| GIPUZKOA | 14 | 55 | 0 | 0 | 0 | 55 | 69 | 48 | 0 | 0 | 0 | 48 | 10 | 2 | 60 | 9 | |
| BIZKAIA | 70 | 152 | 0 | 0 | 1 | 153 | 223 | 155 | 0 | 1 | 0 | 156 | 30 | 9 | 195 | 28 | |
| LA RIOJA | 37 | 61 | 0 | 0 | 0 | 61 | 98 | 47 | 0 | 0 | 0 | 47 | 16 | 2 | 65 | 33 | |
| CEUTA | 12 | 47 | 0 | 0 | 0 | 47 | 59 | 30 | 0 | 0 | 0 | 30 | 7 | 2 | 39 | 20 | |
| MELILLA | 13 | 29 | 0 | 0 | 0 | 29 | 42 | 23 | 0 | 0 | 0 | 23 | 4 | 1 | 28 | 14 | |

| | | | | | | | | | | | | | | | | |
|--------------|--------|-------|---|----|---|-------|--------|-------|---|---|---|-------|-------|-----|-------|--------|
| TOTAL ESTADO | 14.669 | 9.626 | 6 | 11 | 2 | 9.645 | 24.314 | 6.170 | 3 | 8 | 5 | 6.186 | 2.005 | 893 | 9.084 | 15.230 |
|--------------|--------|-------|---|----|---|-------|--------|-------|---|---|---|-------|-------|-----|-------|--------|

PENSIÓN NO CONTRIBUTIVA DE JUBILACIÓN

CAUSAS DE DENEGACIÓN ACUMULADAS CORRESPONDIENTES AL AÑO 2020 HASTA ABRIL

| CC.AA. Y/O PROVINCIAS | EDAD | RESIDENCIA LEGAL | RECURSOS ECONÓMICOS | | PRESTACIÓN | SIN | TOTAL CAUSAS DE DENEGACIÓN |
|-----------------------------|-----------|------------------|------------------------|------------|--------------|-----------|----------------------------------|
| | | | PERSONALES | U.E.C. | INCOMPATIBLE | DESGLOSAR | |
| | | | | | | | |
| ANDALUCÍA | 48 | 44 | 61 | 205 | 0 | 0 | 358 |
| ALMERÍA | 4 | 9 | 4 | 27 | 0 | 0 | 44 |
| CÁDIZ | 0 | 1 | 5 | 12 | 0 | 0 | 18 |
| CÓRDOBA | 3 | 3 | 3 | 11 | 0 | 0 | 20 |
| GRANADA | 2 | 8 | 8 | 16 | 0 | 0 | 34 |
| HUELVA | 4 | 2 | 0 | 8 | 0 | 0 | 14 |
| JAÉN | 2 | 0 | 1 | 4 | 0 | 0 | 7 |
| MÁLAGA | 6 | 18 | 20 | 53 | 0 | 0 | 97 |
| SEVILLA | 27 | 3 | 20 | 74 | 0 | 0 | 124 |
| ARAGÓN | 11 | 19 | 12 | 39 | 0 | 0 | 81 |
| HUESCA | 2 | 0 | 5 | 3 | 0 | 0 | 10 |
| TERUEL | 2 | 1 | 0 | 2 | 0 | 0 | 5 |
| ZARAGOZA | 7 | 18 | 7 | 34 | 0 | 0 | 66 |
| ASTURIAS | 4 | 2 | 12 | 5 | 0 | 0 | 23 |
| ILLES BALEARS | 9 | 15 | 17 | 8 | 0 | 0 | 49 |
| CANARIAS | 11 | 62 | 35 | 48 | 0 | 0 | 156 |
| LAS PALMAS | 10 | 19 | 9 | 24 | 0 | 0 | 62 |
| S.C. TENERIFE | 1 | 43 | 26 | 24 | 0 | 0 | 94 |
| CANTABRIA | 2 | 1 | 9 | 16 | 0 | 0 | 28 |
| CASTILLA Y LEÓN | 4 | 10 | 16 | 41 | 0 | 0 | 71 |
| ÁVILA | 0 | 1 | 1 | 3 | 0 | 0 | 5 |
| BURGOS | 0 | 3 | 4 | 8 | 0 | 0 | 15 |
| LEÓN | 0 | 2 | 0 | 11 | 0 | 0 | 13 |
| PALENCIA | 0 | 0 | 3 | 1 | 0 | 0 | 4 |
| SALAMANCA | 1 | 0 | 2 | 6 | 0 | 0 | 9 |
| SEGOVIA | 1 | 1 | 1 | 2 | 0 | 0 | 5 |
| SORIA | 0 | 2 | 0 | 1 | 0 | 0 | 3 |
| VALLADOLID | 0 | 1 | 3 | 6 | 0 | 0 | 10 |
| ZAMORA | 2 | 0 | 2 | 3 | 0 | 0 | 7 |
| CASTILLA-LA MANCHA | 3 | 24 | 22 | 63 | 1 | 0 | 113 |
| ALBACETE | 3 | 6 | 7 | 12 | 0 | 0 | 28 |
| CIUDAD REAL | 0 | 4 | 2 | 13 | 0 | 0 | 19 |
| CUENCA | 0 | 1 | 4 | 6 | 0 | 0 | 11 |
| GUADALAJARA | 0 | 2 | 1 | 3 | 0 | 0 | 6 |
| TOLEDO | 0 | 11 | 8 | 29 | 1 | 0 | 49 |

(Continúa al dorso)

| CC.AA. Y/O PROVINCIAS | EDAD | RESIDENCIA LEGAL | RECURSOS ECONÓMICOS | | PRESTACIÓN INCOMPATIBLE | SIN DESGLOSAR | TOTAL CAUSAS DE DENEGACIÓN |
|-----------------------------|------|------------------|------------------------|--------|----------------------------|------------------|----------------------------------|
| | | | PERSONALES | U.E.C. | | | |
| | | | CATALUNYA | 13 | 39 | 27 | |
| BARCELONA | 10 | 28 | 24 | 52 | 36 | 0 | 150 |
| GIRONA | 1 | 2 | 1 | 3 | 6 | 0 | 13 |
| LLEIDA | 1 | 3 | 1 | 5 | 4 | 0 | 14 |
| TARRAGONA | 1 | 6 | 1 | 14 | 10 | 0 | 32 |
| COMUNIDAD VALENCIANA | 10 | 25 | 49 | 222 | 0 | 0 | 306 |
| ALICANTE | 6 | 10 | 26 | 125 | 0 | 0 | 167 |
| CASTELLÓN | 0 | 1 | 4 | 8 | 0 | 0 | 13 |
| VALENCIA | 4 | 14 | 19 | 89 | 0 | 0 | 126 |
| EXTREMADURA | 9 | 3 | 13 | 24 | 0 | 0 | 49 |
| BADAJOS | 7 | 3 | 10 | 17 | 0 | 0 | 37 |
| CÁCERES | 2 | 0 | 3 | 7 | 0 | 0 | 12 |
| GALICIA | 12 | 9 | 10 | 77 | 1 | 0 | 109 |
| A CORUÑA | 6 | 8 | 7 | 27 | 0 | 0 | 48 |
| LUGO | 4 | 0 | 1 | 7 | 0 | 0 | 12 |
| OURENSE | 2 | 1 | 1 | 9 | 1 | 0 | 14 |
| PONTEVEDRA | 0 | 0 | 1 | 34 | 0 | 0 | 35 |
| MADRID | 25 | 75 | 59 | 139 | 0 | 0 | 298 |
| MURCIA | 6 | 11 | 8 | 40 | 0 | 0 | 65 |
| NAVARRA | 1 | 10 | 3 | 8 | 0 | 0 | 22 |
| PAÍS VASCO | 1 | 6 | 10 | 23 | 1 | 0 | 41 |
| ARABA/ÁLAVA | 0 | 1 | 0 | 0 | 0 | 0 | 1 |
| GIPUZKOA | 0 | 4 | 2 | 4 | 0 | 0 | 10 |
| BIZKAIA | 1 | 1 | 8 | 19 | 1 | 0 | 30 |
| LA RIOJA | 3 | 7 | 5 | 1 | 0 | 0 | 16 |
| CEUTA | 0 | 5 | 1 | 1 | 0 | 0 | 7 |
| MELILLA | 0 | 2 | 0 | 2 | 0 | 0 | 4 |

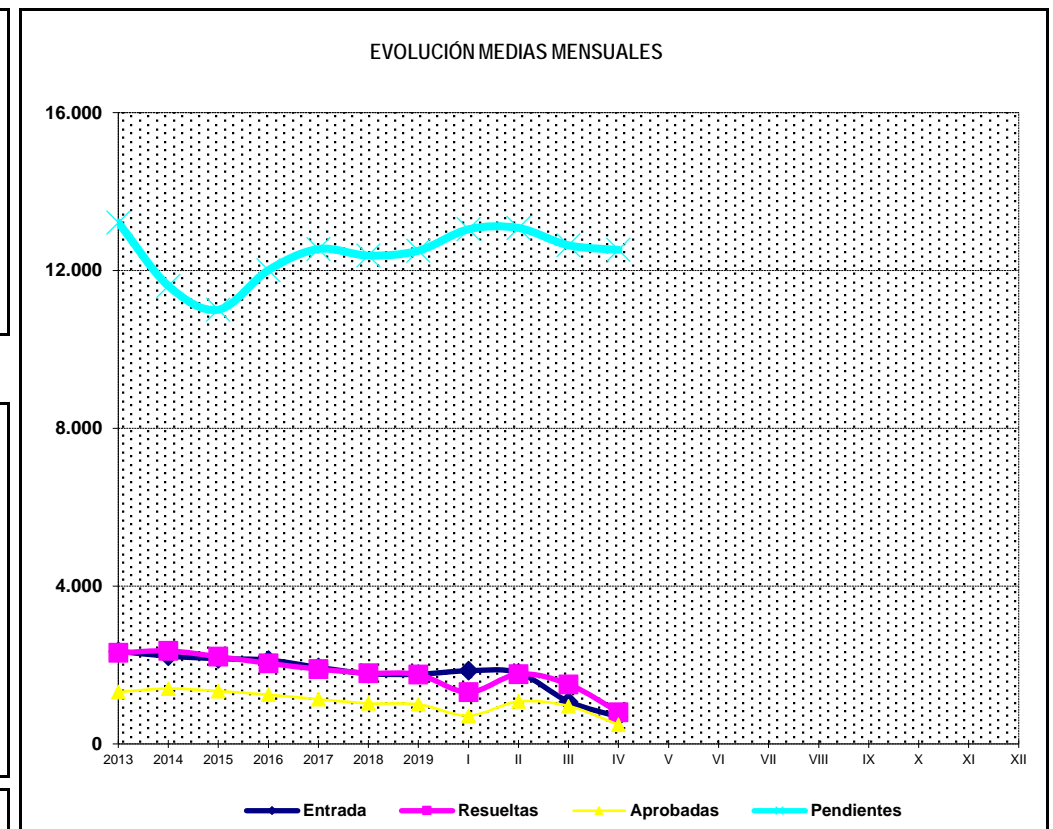
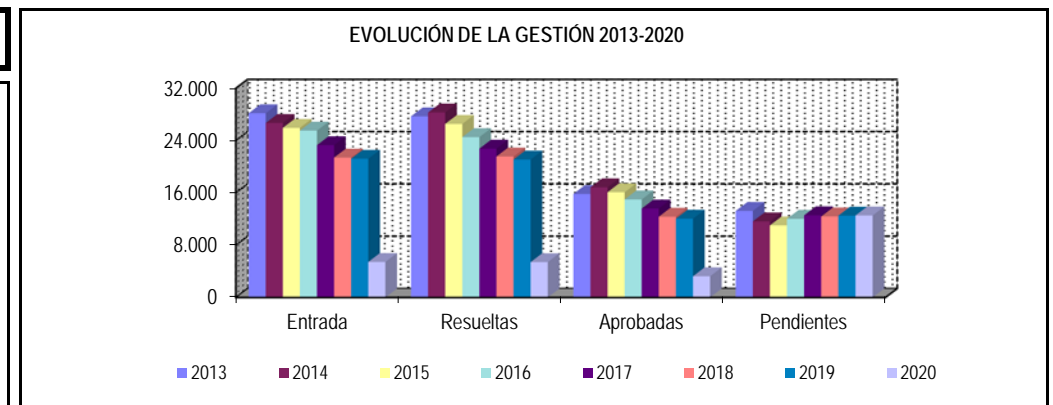
| | | | | | | | |
|--------------|-----|-----|-----|-------|----|---|-------|
| TOTAL ESTADO | 172 | 369 | 369 | 1.036 | 59 | 0 | 2.005 |
|--------------|-----|-----|-----|-------|----|---|-------|

1c Pnc de Invalidez: Datos de la gestión mensual y anual

R.D.L. 8/2015, DE 30 DE OCTUBRE; T. REF. LGSS PNCs DE LA SEGURIDAD SOCIAL

INVALIDEZ

| | | Entrada | Resueltas | % R./E. | Aprobadas | % A./R. | No Aprob. | Pendientes |
|--|----------------------------|---------|-----------|---------|-----------|---------|-----------|------------|
| G E S T I O N | 2013 | 28.170 | 27.693 | 98,31% | 15.807 | 57,08% | 11.886 | 13.215 |
| | 2014 | 26.687 | 28.291 | 106,01% | 16.829 | 59,49% | 11.462 | 11.611 |
| | 2015 | 25.932 | 26.538 | 102,34% | 16.075 | 60,57% | 10.463 | 11.005 |
| | 2016 | 25.512 | 24.511 | 96,08% | 14.971 | 61,08% | 9.540 | 12.006 |
| | 2017 | 23.286 | 22.749 | 97,69% | 13.582 | 59,70% | 9.167 | 12.543 |
| | 2018 | 21.379 | 21.545 | 100,78% | 12.334 | 57,25% | 9.211 | 12.377 |
| | 2019 | 21.204 | 21.081 | 99,42% | 12.032 | 57,08% | 9.049 | 12.500 |
| | M E D I A S | 2013 | 2.348 | 2.308 | | 1.317 | | 991 |
| 2014 | | 2.224 | 2.358 | | 1.402 | | 955 | 11.611 |
| 2015 | | 2.161 | 2.212 | | 1.340 | | 872 | 11.005 |
| 2016 | | 2.126 | 2.043 | | 1.248 | | 795 | 12.006 |
| 2017 | | 1.941 | 1.896 | | 1.132 | | 764 | 12.543 |
| 2018 | | 1.782 | 1.795 | | 1.028 | | 768 | 12.377 |
| 2019 | | 1.767 | 1.757 | | 1.003 | | 754 | 12.500 |
| 2020 | | | | | | | | |
| I II III IV V VI VII VIII IX X XI XII | I | 1.854 | 1.311 | 70,71% | 717 | 54,69% | 594 | 13.043 |
| | II | 1.803 | 1.770 | 98,17% | 1.075 | 60,73% | 695 | 13.076 |
| | III | 1.074 | 1.512 | 140,78% | 960 | 63,49% | 552 | 12.638 |
| | IV | 689 | 804 | 116,69% | 483 | 60,07% | 321 | 12.523 |
| | V | | | | | | | |
| | VI | | | | | | | |
| | VII | | | | | | | |
| | VIII | | | | | | | |
| | IX | | | | | | | |
| | X | | | | | | | |
| | XI | | | | | | | |
| | XII | | | | | | | |
| | | 5.420 | 5.397 | 99,58% | 3.235 | 59,94% | 2.162 | 12.523 |



* Pendientes reales

PENSIÓN NO CONTRIBUTIVA DE INVALIDEZ

DATOS DE GESTIÓN CORRESPONDIENTES AL MES DE ABRIL DE 2020

| CC.AA. Y/O PROVINCIAS | PTES. MES ANTERIOR | SOLICITUDES PRESENTADAS | | | | | A RESOLV. MES | SOLICITUDES RESUELTAS | | | | | | | | | PTES. FIN MES |
|-----------------------------|--------------------------|----------------------------|-------------|-----|------|-------|---------------------|-----------------------|-------------|-----|------|-------|--------------|---------|-------|-------|---------------------|
| | | NUEVAS | SGIM Y SATP | PAS | INSS | TOTAL | | APROBADAS | | | | | NO APROBADAS | | | | |
| | | | | | | | | NUEVAS | SGIM Y SATP | PAS | INSS | TOTAL | DNG | CAD-DES | TOTAL | | |
| ANDALUCÍA | 3.010 | 96 | 0 | 0 | 0 | 96 | 3.106 | 116 | 0 | 0 | 0 | 116 | 164 | 24 | 304 | 2.802 | |
| ALMERÍA | 57 | 14 | 0 | 0 | 0 | 14 | 71 | 4 | 0 | 0 | 0 | 4 | 1 | 0 | 5 | 66 | |
| CÁDIZ | 367 | 5 | 0 | 0 | 0 | 5 | 372 | 11 | 0 | 0 | 0 | 11 | 0 | 0 | 11 | 361 | |
| CÓRDOBA | 106 | 4 | 0 | 0 | 0 | 4 | 110 | 8 | 0 | 0 | 0 | 8 | 5 | 2 | 15 | 95 | |
| GRANADA | 169 | 5 | 0 | 0 | 0 | 5 | 174 | 9 | 0 | 0 | 0 | 9 | 5 | 1 | 15 | 159 | |
| HUELVA | 98 | 7 | 0 | 0 | 0 | 7 | 105 | 19 | 0 | 0 | 0 | 19 | 8 | 0 | 27 | 78 | |
| JAÉN | 72 | 2 | 0 | 0 | 0 | 2 | 74 | 6 | 0 | 0 | 0 | 6 | 0 | 0 | 6 | 68 | |
| MÁLAGA | 972 | 50 | 0 | 0 | 0 | 50 | 1.022 | 23 | 0 | 0 | 0 | 23 | 39 | 20 | 82 | 940 | |
| SEVILLA | 1.169 | 9 | 0 | 0 | 0 | 9 | 1.178 | 36 | 0 | 0 | 0 | 36 | 106 | 1 | 143 | 1.035 | |
| ARAGÓN | 45 | 7 | 0 | 0 | 0 | 7 | 52 | 22 | 0 | 0 | 0 | 22 | 0 | 0 | 22 | 30 | |
| HUESCA | 8 | 0 | 0 | 0 | 0 | 0 | 8 | 4 | 0 | 0 | 0 | 4 | 0 | 0 | 4 | 4 | |
| TERUEL | 4 | 0 | 0 | 0 | 0 | 0 | 4 | 1 | 0 | 0 | 0 | 1 | 0 | 0 | 1 | 3 | |
| ZARAGOZA | 33 | 7 | 0 | 0 | 0 | 7 | 40 | 17 | 0 | 0 | 0 | 17 | 0 | 0 | 17 | 23 | |
| ASTURIAS | 267 | 0 | 0 | 0 | 0 | 0 | 267 | 0 | 0 | 0 | 0 | 0 | 0 | 0 | 0 | 267 | |
| ILLES BALEARS | 16 | 10 | 0 | 0 | 0 | 10 | 26 | 6 | 0 | 0 | 0 | 6 | 2 | 0 | 8 | 18 | |
| CANARIAS | 3.638 | 164 | 0 | 1 | 2 | 167 | 3.805 | 71 | 0 | 0 | 0 | 71 | 11 | 2 | 84 | 3.721 | |
| LAS PALMAS | 1.426 | 6 | 0 | 0 | 0 | 6 | 1.432 | 23 | 0 | 0 | 0 | 23 | 0 | 0 | 23 | 1.409 | |
| S.C. TENERIFE | 2.212 | 158 | 0 | 1 | 2 | 161 | 2.373 | 48 | 0 | 0 | 0 | 48 | 11 | 2 | 61 | 2.312 | |
| CANTABRIA | 53 | 8 | 0 | 0 | 0 | 8 | 61 | 14 | 0 | 0 | 0 | 14 | 11 | 0 | 25 | 36 | |
| CASTILLA Y LEÓN | 253 | 15 | 0 | 0 | 0 | 15 | 268 | 29 | 0 | 0 | 0 | 29 | 3 | 0 | 32 | 236 | |
| ÁVILA | 12 | 2 | 0 | 0 | 0 | 2 | 14 | 1 | 0 | 0 | 0 | 1 | 1 | 0 | 2 | 12 | |
| BURGOS | 53 | 3 | 0 | 0 | 0 | 3 | 56 | 5 | 0 | 0 | 0 | 5 | 0 | 0 | 5 | 51 | |
| LEÓN | 81 | 2 | 0 | 0 | 0 | 2 | 83 | 5 | 0 | 0 | 0 | 5 | 0 | 0 | 5 | 78 | |
| PALENCIA | 7 | 1 | 0 | 0 | 0 | 1 | 8 | 1 | 0 | 0 | 0 | 1 | 0 | 0 | 1 | 7 | |
| SALAMANCA | 58 | 2 | 0 | 0 | 0 | 2 | 60 | 1 | 0 | 0 | 0 | 1 | 0 | 0 | 1 | 59 | |
| SEGOVIA | 6 | 1 | 0 | 0 | 0 | 1 | 7 | 3 | 0 | 0 | 0 | 3 | 0 | 0 | 3 | 4 | |
| SORIA | 3 | 2 | 0 | 0 | 0 | 2 | 5 | 1 | 0 | 0 | 0 | 1 | 0 | 0 | 1 | 4 | |
| VALLADOLID | 21 | 1 | 0 | 0 | 0 | 1 | 22 | 6 | 0 | 0 | 0 | 6 | 0 | 0 | 6 | 16 | |
| ZAMORA | 12 | 1 | 0 | 0 | 0 | 1 | 13 | 6 | 0 | 0 | 0 | 6 | 2 | 0 | 8 | 5 | |
| CASTILLA-LA MANCHA | 236 | 57 | 0 | 0 | 0 | 57 | 293 | 37 | 0 | 0 | 0 | 37 | 11 | 3 | 51 | 242 | |
| ALBACETE | 59 | 12 | 0 | 0 | 0 | 12 | 71 | 10 | 0 | 0 | 0 | 10 | 2 | 0 | 12 | 59 | |
| CIUDAD REAL | 45 | 2 | 0 | 0 | 0 | 2 | 47 | 6 | 0 | 0 | 0 | 6 | 2 | 0 | 8 | 39 | |
| CUENCA | 30 | 2 | 0 | 0 | 0 | 2 | 32 | 5 | 0 | 0 | 0 | 5 | 1 | 1 | 7 | 25 | |
| GUADALAJARA | 7 | 7 | 0 | 0 | 0 | 7 | 14 | 4 | 0 | 0 | 0 | 4 | 0 | 0 | 4 | 10 | |
| TOLEDO | 95 | 34 | 0 | 0 | 0 | 34 | 129 | 12 | 0 | 0 | 0 | 12 | 6 | 2 | 20 | 109 | |

(Continúa al dorso)

| CC.AA. Y/O PROVINCIAS | PTES. MES ANTERIOR | SOLICITUDES PRESENTADAS | | | | | A RESOLV. MES | SOLICITUDES RESUELTAS | | | | | | | | | PTES. FIN MES |
|-----------------------------|--------------------------|----------------------------|-------------|-----|------|-------|---------------------|-----------------------|-------------|-----|------|-------|--------------|---------|-------|-------|---------------------|
| | | NUEVAS | SGIM Y SATP | PAS | INSS | TOTAL | | APROBADAS | | | | | NO APROBADAS | | TOTAL | | |
| | | | | | | | | NUEVAS | SGIM Y SATP | PAS | INSS | TOTAL | DNG | CAD-DES | | | |
| CATALUNYA | 1.863 | 135 | 0 | 0 | 7 | 142 | 2.005 | 0 | 0 | 0 | 0 | 0 | 0 | 22 | 22 | 1.983 | |
| BARCELONA | 1.281 | 84 | 0 | 0 | 3 | 87 | 1.368 | 0 | 0 | 0 | 0 | 0 | 0 | 8 | 8 | 1.360 | |
| GIRONA | 196 | 15 | 0 | 0 | 2 | 17 | 213 | 0 | 0 | 0 | 0 | 0 | 0 | 5 | 5 | 208 | |
| LLEIDA | 87 | 7 | 0 | 0 | 0 | 7 | 94 | 0 | 0 | 0 | 0 | 0 | 0 | 1 | 1 | 93 | |
| TARRAGONA | 299 | 29 | 0 | 0 | 2 | 31 | 330 | 0 | 0 | 0 | 0 | 0 | 0 | 8 | 8 | 322 | |
| COMUNIDAD VALENCIANA | 1.198 | 22 | 0 | 0 | 0 | 22 | 1.220 | 43 | 0 | 0 | 0 | 43 | 9 | 6 | 58 | 1.162 | |
| ALICANTE | 556 | 0 | 0 | 0 | 0 | 0 | 556 | 1 | 0 | 0 | 0 | 1 | 0 | 0 | 1 | 555 | |
| CASTELLÓN | 71 | 5 | 0 | 0 | 0 | 5 | 76 | 16 | 0 | 0 | 0 | 16 | 3 | 3 | 22 | 54 | |
| VALENCIA | 571 | 17 | 0 | 0 | 0 | 17 | 588 | 26 | 0 | 0 | 0 | 26 | 6 | 3 | 35 | 553 | |
| EXTREMADURA | 200 | 2 | 0 | 0 | 0 | 2 | 202 | 36 | 0 | 0 | 0 | 36 | 13 | 0 | 49 | 153 | |
| BADAJOS | 141 | 1 | 0 | 0 | 0 | 1 | 142 | 16 | 0 | 0 | 0 | 16 | 11 | 0 | 27 | 115 | |
| CÁCERES | 59 | 1 | 0 | 0 | 0 | 1 | 60 | 20 | 0 | 0 | 0 | 20 | 2 | 0 | 22 | 38 | |
| GALICIA | 730 | 88 | 0 | 0 | 0 | 88 | 818 | 47 | 0 | 0 | 0 | 47 | 6 | 0 | 53 | 765 | |
| A CORUÑA | 354 | 23 | 0 | 0 | 0 | 23 | 377 | 13 | 0 | 0 | 0 | 13 | 4 | 0 | 17 | 360 | |
| LUGO | 33 | 10 | 0 | 0 | 0 | 10 | 43 | 3 | 0 | 0 | 0 | 3 | 2 | 0 | 5 | 38 | |
| OURENSE | 24 | 5 | 0 | 0 | 0 | 5 | 29 | 2 | 0 | 0 | 0 | 2 | 0 | 0 | 2 | 27 | |
| PONTEVEDRA | 319 | 50 | 0 | 0 | 0 | 50 | 369 | 29 | 0 | 0 | 0 | 29 | 0 | 0 | 29 | 340 | |
| MADRID | 303 | 1 | 0 | 0 | 0 | 1 | 304 | 14 | 0 | 0 | 0 | 14 | 2 | 0 | 16 | 288 | |
| MURCIA | 694 | 49 | 0 | 0 | 0 | 49 | 743 | 19 | 0 | 0 | 1 | 20 | 27 | 0 | 47 | 696 | |
| NAVARRA | 5 | 4 | 0 | 0 | 0 | 4 | 9 | 9 | 0 | 0 | 0 | 9 | 0 | 0 | 9 | 0 | |
| PAÍS VASCO | 49 | 18 | 0 | 0 | 0 | 18 | 67 | 16 | 0 | 0 | 0 | 16 | 4 | 0 | 20 | 47 | |
| ARABA/ÁLAVA | 0 | 5 | 0 | 0 | 0 | 5 | 5 | 5 | 0 | 0 | 0 | 5 | 0 | 0 | 5 | 0 | |
| GIPUZKOA | 19 | 2 | 0 | 0 | 0 | 2 | 21 | 10 | 0 | 0 | 0 | 10 | 1 | 0 | 11 | 10 | |
| BIZKAIA | 30 | 11 | 0 | 0 | 0 | 11 | 41 | 1 | 0 | 0 | 0 | 1 | 3 | 0 | 4 | 37 | |
| LA RIOJA | 14 | 2 | 0 | 0 | 0 | 2 | 16 | 2 | 0 | 0 | 0 | 2 | 0 | 1 | 3 | 13 | |
| CEUTA | 23 | 0 | 0 | 0 | 0 | 0 | 23 | 0 | 0 | 0 | 0 | 0 | 0 | 0 | 0 | 23 | |
| MELILLA | 41 | 1 | 0 | 0 | 0 | 1 | 42 | 1 | 0 | 0 | 0 | 1 | 0 | 0 | 1 | 41 | |

| | | | | | | | | | | | | | | | | |
|--------------|--------|-----|---|---|---|-----|--------|-----|---|---|---|-----|-----|----|-----|--------|
| TOTAL ESTADO | 12.638 | 679 | 0 | 1 | 9 | 689 | 13.327 | 482 | 0 | 0 | 1 | 483 | 263 | 58 | 804 | 12.523 |
|--------------|--------|-----|---|---|---|-----|--------|-----|---|---|---|-----|-----|----|-----|--------|

PENSIÓN NO CONTRIBUTIVA DE INVALIDEZ

CAUSAS DE DENEGACIÓN CORRESPONDIENTES AL MES DE ABRIL DE 2020

| CC.AA. Y/O PROVINCIAS | EDAD | RESIDENCIA | RECURSOS | | GRADO | PRESTACIÓN | SOLICITAR | SIN | TOTAL CAUSAS DE DENEGACIÓN |
|-----------------------------|------|------------|------------|--------|------------------------------|--------------|-----------------------|----------|----------------------------------|
| | | LEGAL | ECONÓMICOS | | DISCAPACIDAD ENF. CRÓNICA | INCOMPATIBLE | SIN PASAR DOS AÑOS | DESGLSAR | |
| | | | PERSONALES | U.E.C. | | | | | |
| ANDALUCÍA | 0 | 7 | 4 | 9 | 143 | 1 | 0 | 0 | 164 |
| ALMERÍA | 0 | 0 | 0 | 0 | 1 | 0 | 0 | 0 | 1 |
| CÁDIZ | 0 | 0 | 0 | 0 | 0 | 0 | 0 | 0 | 0 |
| CÓRDOBA | 0 | 1 | 0 | 0 | 3 | 1 | 0 | 0 | 5 |
| GRANADA | 0 | 1 | 1 | 1 | 2 | 0 | 0 | 0 | 5 |
| HUELVA | 0 | 0 | 0 | 2 | 6 | 0 | 0 | 0 | 8 |
| JAÉN | 0 | 0 | 0 | 0 | 0 | 0 | 0 | 0 | 0 |
| MÁLAGA | 0 | 4 | 3 | 3 | 29 | 0 | 0 | 0 | 39 |
| SEVILLA | 0 | 1 | 0 | 3 | 102 | 0 | 0 | 0 | 106 |
| ARAGÓN | 0 | 0 | 0 | 0 | 0 | 0 | 0 | 0 | 0 |
| HUESCA | 0 | 0 | 0 | 0 | 0 | 0 | 0 | 0 | 0 |
| TERUEL | 0 | 0 | 0 | 0 | 0 | 0 | 0 | 0 | 0 |
| ZARAGOZA | 0 | 0 | 0 | 0 | 0 | 0 | 0 | 0 | 0 |
| ASTURIAS | 0 | 0 | 0 | 0 | 0 | 0 | 0 | 0 | 0 |
| ILLES BALEARS | 1 | 0 | 0 | 1 | 0 | 0 | 0 | 0 | 2 |
| CANARIAS | 0 | 1 | 3 | 5 | 2 | 0 | 0 | 0 | 11 |
| LAS PALMAS | 0 | 0 | 0 | 0 | 0 | 0 | 0 | 0 | 0 |
| S.C. TENERIFE | 0 | 1 | 3 | 5 | 2 | 0 | 0 | 0 | 11 |
| CANTABRIA | 1 | 1 | 2 | 3 | 4 | 0 | 0 | 0 | 11 |
| CASTILLA Y LEÓN | 0 | 0 | 1 | 1 | 1 | 0 | 0 | 0 | 3 |
| ÁVILA | 0 | 0 | 0 | 1 | 0 | 0 | 0 | 0 | 1 |
| BURGOS | 0 | 0 | 0 | 0 | 0 | 0 | 0 | 0 | 0 |
| LEÓN | 0 | 0 | 0 | 0 | 0 | 0 | 0 | 0 | 0 |
| PALENCIA | 0 | 0 | 0 | 0 | 0 | 0 | 0 | 0 | 0 |
| SALAMANCA | 0 | 0 | 0 | 0 | 0 | 0 | 0 | 0 | 0 |
| SEGOVIA | 0 | 0 | 0 | 0 | 0 | 0 | 0 | 0 | 0 |
| SORIA | 0 | 0 | 0 | 0 | 0 | 0 | 0 | 0 | 0 |
| VALLADOLID | 0 | 0 | 0 | 0 | 0 | 0 | 0 | 0 | 0 |
| ZAMORA | 0 | 0 | 1 | 0 | 1 | 0 | 0 | 0 | 2 |
| CASTILLA-LA MANCHA | 1 | 0 | 3 | 3 | 4 | 0 | 0 | 0 | 11 |
| ALBACETE | 0 | 0 | 0 | 0 | 2 | 0 | 0 | 0 | 2 |
| CIUDAD REAL | 0 | 0 | 0 | 2 | 0 | 0 | 0 | 0 | 2 |
| CUENCA | 0 | 0 | 1 | 0 | 0 | 0 | 0 | 0 | 1 |
| GUADALAJARA | 0 | 0 | 0 | 0 | 0 | 0 | 0 | 0 | 0 |
| TOLEDO | 1 | 0 | 2 | 1 | 2 | 0 | 0 | 0 | 6 |

(Continúa al dorso)

| CC.AA. Y/O PROVINCIAS | EDAD | RESIDENCIA LEGAL | RECURSOS ECONÓMICOS | | GRADO DISCAPACIDAD ENF. CRÓNICA | PRESTACIÓN INCOMPATIBLE | SOLICITAR SIN PASAR DOS AÑOS | SIN DESGLASAR | TOTAL CAUSAS DE DENECCIÓN |
|-----------------------------|----------|---------------------|------------------------|-----------|---------------------------------------|----------------------------|------------------------------------|------------------|---------------------------------|
| | | | PERSONALES | U.E.C. | | | | | |
| | | | CATALUNYA | 0 | | | | | |
| BARCELONA | 0 | 0 | 0 | 0 | 0 | 0 | 0 | 0 | 0 |
| GIRONA | 0 | 0 | 0 | 0 | 0 | 0 | 0 | 0 | 0 |
| LLEIDA | 0 | 0 | 0 | 0 | 0 | 0 | 0 | 0 | 0 |
| TARRAGONA | 0 | 0 | 0 | 0 | 0 | 0 | 0 | 0 | 0 |
| COMUNIDAD VALENCIANA | 0 | 1 | 3 | 3 | 2 | 0 | 0 | 0 | 9 |
| ALICANTE | 0 | 0 | 0 | 0 | 0 | 0 | 0 | 0 | 0 |
| CASTELLÓN | 0 | 1 | 1 | 0 | 1 | 0 | 0 | 0 | 3 |
| VALENCIA | 0 | 0 | 2 | 3 | 1 | 0 | 0 | 0 | 6 |
| EXTREMADURA | 0 | 0 | 2 | 3 | 8 | 0 | 0 | 0 | 13 |
| BADAJOS | 0 | 0 | 1 | 2 | 8 | 0 | 0 | 0 | 11 |
| CÁCERES | 0 | 0 | 1 | 1 | 0 | 0 | 0 | 0 | 2 |
| GALICIA | 0 | 0 | 0 | 1 | 5 | 0 | 0 | 0 | 6 |
| A CORUÑA | 0 | 0 | 0 | 0 | 4 | 0 | 0 | 0 | 4 |
| LUGO | 0 | 0 | 0 | 1 | 1 | 0 | 0 | 0 | 2 |
| OURENSE | 0 | 0 | 0 | 0 | 0 | 0 | 0 | 0 | 0 |
| PONTEVEDRA | 0 | 0 | 0 | 0 | 0 | 0 | 0 | 0 | 0 |
| MADRID | 0 | 0 | 1 | 0 | 1 | 0 | 0 | 0 | 2 |
| MURCIA | 1 | 1 | 7 | 11 | 7 | 0 | 0 | 0 | 27 |
| NAVARRA | 0 | 0 | 0 | 0 | 0 | 0 | 0 | 0 | 0 |
| PAÍS VASCO | 0 | 0 | 2 | 1 | 1 | 0 | 0 | 0 | 4 |
| ARABA/ÁLAVA | 0 | 0 | 0 | 0 | 0 | 0 | 0 | 0 | 0 |
| GIPUZKOA | 0 | 0 | 1 | 0 | 0 | 0 | 0 | 0 | 1 |
| BIZKAIA | 0 | 0 | 1 | 1 | 1 | 0 | 0 | 0 | 3 |
| LA RIOJA | 0 | 0 | 0 | 0 | 0 | 0 | 0 | 0 | 0 |
| CEUTA | 0 | 0 | 0 | 0 | 0 | 0 | 0 | 0 | 0 |
| MELILLA | 0 | 0 | 0 | 0 | 0 | 0 | 0 | 0 | 0 |
| TOTAL ESTADO | 4 | 11 | 28 | 41 | 178 | 1 | 0 | 0 | 263 |

PENSIÓN NO CONTRIBUTIVA DE INVALIDEZ

DATOS ACUMULADOS DE GESTIÓN CORRESPONDIENTES AL AÑO 2020 HASTA ABRIL

| CC.AA. Y/O PROVINCIAS | PTES. AÑO ANTERIOR | SOLICITUDES PRESENTADAS | | | | | A RESOLV. AÑO | SOLICITUDES RESUELTAS | | | | | | | | | PTES. FINAL |
|-----------------------------|--------------------------|----------------------------|-------------|-----|------|-------|---------------------|-----------------------|-------------|-----|------|-------|--------------|---------|-------|-------|----------------|
| | | NUEVAS | SGIM Y SATP | PAS | INSS | TOTAL | | APROBADAS | | | | | NO APROBADAS | | TOTAL | | |
| | | | | | | | | NUEVAS | SGIM Y SATP | PAS | INSS | TOTAL | DNG | CAD-DES | | | |
| ANDALUCÍA | 3.013 | 887 | 0 | 1 | 0 | 888 | 3.901 | 555 | 1 | 3 | 0 | 559 | 430 | 110 | 1.099 | 2.802 | |
| ALMERÍA | 58 | 72 | 0 | 0 | 0 | 72 | 130 | 37 | 1 | 0 | 0 | 38 | 21 | 5 | 64 | 66 | |
| CÁDIZ | 355 | 141 | 0 | 0 | 0 | 141 | 496 | 82 | 0 | 0 | 0 | 82 | 19 | 34 | 135 | 361 | |
| CÓRDOBA | 88 | 58 | 0 | 0 | 0 | 58 | 146 | 31 | 0 | 0 | 0 | 31 | 16 | 4 | 51 | 95 | |
| GRANADA | 167 | 66 | 0 | 0 | 0 | 66 | 233 | 44 | 0 | 0 | 0 | 44 | 21 | 9 | 74 | 159 | |
| HUELVA | 70 | 89 | 0 | 1 | 0 | 90 | 160 | 54 | 0 | 0 | 0 | 54 | 21 | 7 | 82 | 78 | |
| JAÉN | 79 | 54 | 0 | 0 | 0 | 54 | 133 | 36 | 0 | 0 | 0 | 36 | 27 | 2 | 65 | 68 | |
| MÁLAGA | 952 | 180 | 0 | 0 | 0 | 180 | 1.132 | 81 | 0 | 0 | 0 | 81 | 77 | 34 | 192 | 940 | |
| SEVILLA | 1.244 | 227 | 0 | 0 | 0 | 227 | 1.471 | 190 | 0 | 3 | 0 | 193 | 228 | 15 | 436 | 1.035 | |
| ARAGÓN | 41 | 73 | 0 | 0 | 1 | 74 | 115 | 72 | 0 | 0 | 1 | 73 | 11 | 1 | 85 | 30 | |
| HUESCA | 4 | 18 | 0 | 0 | 1 | 19 | 23 | 14 | 0 | 0 | 1 | 15 | 4 | 0 | 19 | 4 | |
| TERUEL | 7 | 0 | 0 | 0 | 0 | 0 | 7 | 3 | 0 | 0 | 0 | 3 | 1 | 0 | 4 | 3 | |
| ZARAGOZA | 30 | 55 | 0 | 0 | 0 | 55 | 85 | 55 | 0 | 0 | 0 | 55 | 6 | 1 | 62 | 23 | |
| ASTURIAS | 245 | 97 | 0 | 0 | 0 | 97 | 342 | 35 | 0 | 0 | 0 | 35 | 28 | 12 | 75 | 267 | |
| ILLES BALEARS | 17 | 87 | 0 | 0 | 0 | 87 | 104 | 56 | 0 | 0 | 0 | 56 | 17 | 13 | 86 | 18 | |
| CANARIAS | 3.792 | 489 | 0 | 2 | 2 | 493 | 4.285 | 283 | 0 | 1 | 0 | 284 | 240 | 40 | 564 | 3.721 | |
| LAS PALMAS | 1.513 | 203 | 0 | 1 | 0 | 204 | 1.717 | 135 | 0 | 1 | 0 | 136 | 144 | 28 | 308 | 1.409 | |
| S.C. TENERIFE | 2.279 | 286 | 0 | 1 | 2 | 289 | 2.568 | 148 | 0 | 0 | 0 | 148 | 96 | 12 | 256 | 2.312 | |
| CANTABRIA | 47 | 76 | 0 | 0 | 0 | 76 | 123 | 65 | 0 | 0 | 0 | 65 | 22 | 0 | 87 | 36 | |
| CASTILLA Y LEÓN | 250 | 257 | 0 | 0 | 0 | 257 | 507 | 199 | 0 | 0 | 1 | 200 | 45 | 26 | 271 | 236 | |
| ÁVILA | 7 | 31 | 0 | 0 | 0 | 31 | 38 | 21 | 0 | 0 | 0 | 21 | 5 | 0 | 26 | 12 | |
| BURGOS | 43 | 59 | 0 | 0 | 0 | 59 | 102 | 34 | 0 | 0 | 0 | 34 | 12 | 5 | 51 | 51 | |
| LEÓN | 84 | 25 | 0 | 0 | 0 | 25 | 109 | 20 | 0 | 0 | 1 | 21 | 7 | 3 | 31 | 78 | |
| PALENCIA | 9 | 13 | 0 | 0 | 0 | 13 | 22 | 13 | 0 | 0 | 0 | 13 | 2 | 0 | 15 | 7 | |
| SALAMANCA | 55 | 40 | 0 | 0 | 0 | 40 | 95 | 31 | 0 | 0 | 0 | 31 | 5 | 0 | 36 | 59 | |
| SEGOVIA | 28 | 11 | 0 | 0 | 0 | 11 | 39 | 12 | 0 | 0 | 0 | 12 | 5 | 18 | 35 | 4 | |
| SORIA | 2 | 6 | 0 | 0 | 0 | 6 | 8 | 4 | 0 | 0 | 0 | 4 | 0 | 0 | 4 | 4 | |
| VALLADOLID | 17 | 27 | 0 | 0 | 0 | 27 | 44 | 28 | 0 | 0 | 0 | 28 | 0 | 0 | 28 | 16 | |
| ZAMORA | 5 | 45 | 0 | 0 | 0 | 45 | 50 | 36 | 0 | 0 | 0 | 36 | 9 | 0 | 45 | 5 | |
| CASTILLA-LA MANCHA | 221 | 254 | 0 | 0 | 0 | 254 | 475 | 163 | 0 | 0 | 0 | 163 | 45 | 25 | 233 | 242 | |
| ALBACETE | 49 | 65 | 0 | 0 | 0 | 65 | 114 | 38 | 0 | 0 | 0 | 38 | 17 | 0 | 55 | 59 | |
| CIUDAD REAL | 44 | 33 | 0 | 0 | 0 | 33 | 77 | 31 | 0 | 0 | 0 | 31 | 5 | 2 | 38 | 39 | |
| CUENCA | 31 | 29 | 0 | 0 | 0 | 29 | 60 | 31 | 0 | 0 | 0 | 31 | 2 | 2 | 35 | 25 | |
| GUADALAJARA | 20 | 18 | 0 | 0 | 0 | 18 | 38 | 15 | 0 | 0 | 0 | 15 | 4 | 9 | 28 | 10 | |
| TOLEDO | 77 | 109 | 0 | 0 | 0 | 109 | 186 | 48 | 0 | 0 | 0 | 48 | 17 | 12 | 77 | 109 | |

(Continúa al dorso)

| CC.AA. Y/O PROVINCIAS | PTES. AÑO ANTERIOR | SOLICITUDES PRESENTADAS | | | | | A RESOLV. AÑO | SOLICITUDES RESUELTAS | | | | | | | | PTES. FINAL |
|-----------------------------|--------------------------|----------------------------|-------------|-----|------|-------|---------------------|-----------------------|-------------|-----|------|--------------|-----|-------|---------|----------------|
| | | | | | | | | APROBADAS | | | | NO APROBADAS | | TOTAL | | |
| | | NUEVAS | SGIM Y SATP | PAS | INSS | TOTAL | | NUEVAS | SGIM Y SATP | PAS | INSS | TOTAL | DNG | | CAD-DES | |
| CATALUNYA | 1.657 | 1.068 | 0 | 1 | 58 | 1.127 | 2.784 | 392 | 0 | 0 | 57 | 449 | 135 | 217 | 801 | 1.983 |
| BARCELONA | 1.141 | 723 | 0 | 0 | 39 | 762 | 1.903 | 276 | 0 | 0 | 28 | 304 | 99 | 140 | 543 | 1.360 |
| GIRONA | 184 | 126 | 0 | 0 | 7 | 133 | 317 | 42 | 0 | 0 | 13 | 55 | 15 | 39 | 109 | 208 |
| LLEIDA | 84 | 53 | 0 | 0 | 1 | 54 | 138 | 23 | 0 | 0 | 4 | 27 | 3 | 15 | 45 | 93 |
| TARRAGONA | 248 | 166 | 0 | 1 | 11 | 178 | 426 | 51 | 0 | 0 | 12 | 63 | 18 | 23 | 104 | 322 |
| COMUNIDAD VALENCIANA | 1.143 | 454 | 0 | 0 | 0 | 454 | 1.597 | 280 | 2 | 0 | 0 | 282 | 112 | 41 | 435 | 1.162 |
| ALICANTE | 617 | 88 | 0 | 0 | 0 | 88 | 705 | 75 | 1 | 0 | 0 | 76 | 52 | 22 | 150 | 555 |
| CASTELLÓN | 77 | 58 | 0 | 0 | 0 | 58 | 135 | 45 | 0 | 0 | 0 | 45 | 26 | 10 | 81 | 54 |
| VALENCIA | 449 | 308 | 0 | 0 | 0 | 308 | 757 | 160 | 1 | 0 | 0 | 161 | 34 | 9 | 204 | 553 |
| EXTREMADURA | 172 | 113 | 2 | 1 | 0 | 116 | 288 | 93 | 1 | 0 | 0 | 94 | 33 | 8 | 135 | 153 |
| BADAJOS | 126 | 63 | 1 | 1 | 0 | 65 | 191 | 44 | 1 | 0 | 0 | 45 | 25 | 6 | 76 | 115 |
| CÁCERES | 46 | 50 | 1 | 0 | 0 | 51 | 97 | 49 | 0 | 0 | 0 | 49 | 8 | 2 | 59 | 38 |
| GALICIA | 751 | 489 | 0 | 0 | 0 | 489 | 1.240 | 296 | 1 | 0 | 1 | 298 | 156 | 21 | 475 | 765 |
| A CORUÑA | 355 | 189 | 0 | 0 | 0 | 189 | 544 | 109 | 0 | 0 | 1 | 110 | 63 | 11 | 184 | 360 |
| LUGO | 43 | 31 | 0 | 0 | 0 | 31 | 74 | 21 | 0 | 0 | 0 | 21 | 11 | 4 | 36 | 38 |
| OURENSE | 17 | 60 | 0 | 0 | 0 | 60 | 77 | 32 | 1 | 0 | 0 | 33 | 16 | 1 | 50 | 27 |
| PONTEVEDRA | 336 | 209 | 0 | 0 | 0 | 209 | 545 | 134 | 0 | 0 | 0 | 134 | 66 | 5 | 205 | 340 |
| MADRID | 337 | 411 | 0 | 0 | 0 | 411 | 748 | 313 | 0 | 0 | 0 | 313 | 82 | 65 | 460 | 288 |
| MURCIA | 677 | 295 | 0 | 0 | 0 | 295 | 972 | 136 | 0 | 0 | 3 | 139 | 125 | 12 | 276 | 696 |
| NAVARRA | 3 | 35 | 0 | 0 | 0 | 35 | 38 | 28 | 0 | 0 | 0 | 28 | 7 | 3 | 38 | 0 |
| PAÍS VASCO | 64 | 167 | 0 | 3 | 0 | 170 | 234 | 139 | 0 | 2 | 0 | 141 | 39 | 7 | 187 | 47 |
| ARABA/ÁLAVA | 0 | 23 | 0 | 0 | 0 | 23 | 23 | 22 | 0 | 0 | 0 | 22 | 1 | 0 | 23 | 0 |
| GIPUZKOA | 11 | 63 | 0 | 0 | 0 | 63 | 74 | 48 | 0 | 0 | 0 | 48 | 13 | 3 | 64 | 10 |
| BIZKAIA | 53 | 81 | 0 | 3 | 0 | 84 | 137 | 69 | 0 | 2 | 0 | 71 | 25 | 4 | 100 | 37 |
| LA RIOJA | 13 | 22 | 0 | 0 | 0 | 22 | 35 | 15 | 0 | 0 | 0 | 15 | 5 | 2 | 22 | 13 |
| CEUTA | 12 | 37 | 0 | 0 | 0 | 37 | 49 | 21 | 0 | 0 | 0 | 21 | 3 | 2 | 26 | 23 |
| MELILLA | 45 | 38 | 0 | 0 | 0 | 38 | 83 | 20 | 0 | 0 | 0 | 20 | 22 | 0 | 42 | 41 |

| | | | | | | | | | | | | | | | | |
|--------------|--------|-------|---|---|----|-------|--------|-------|---|---|----|-------|-------|-----|-------|--------|
| TOTAL ESTADO | 12.500 | 5.349 | 2 | 8 | 61 | 5.420 | 17.920 | 3.161 | 5 | 6 | 63 | 3.235 | 1.557 | 605 | 5.397 | 12.523 |
|--------------|--------|-------|---|---|----|-------|--------|-------|---|---|----|-------|-------|-----|-------|--------|

PENSIÓN NO CONTRIBUTIVA DE INVALIDEZ

CAUSAS DE DENEGACIÓN ACUMULADAS CORRESPONDIENTES AL AÑO 2020 HASTA ABRIL

| CC.AA. Y/O PROVINCIAS | EDAD | RESIDENCIA LEGAL | RECURSOS ECONÓMICOS | | GRADO DISCAPACIDAD ENF. CRÓNICA | PRESTACIÓN INCOMPATIBLE | SOLICITAR SIN PASAR DOS AÑOS | SIN DESGLASAR | TOTAL CAUSAS DE DENEGACIÓN |
|-----------------------------|------|---------------------|------------------------|--------|---------------------------------------|----------------------------|------------------------------------|------------------|----------------------------------|
| | | | PERSONALES | U.E.C. | | | | | |
| | | | ANDALUCÍA | 14 | | | | | |
| ALMERÍA | 1 | 3 | 3 | 3 | 9 | 2 | 0 | 0 | 21 |
| CÁDIZ | 1 | 1 | 3 | 2 | 7 | 5 | 0 | 0 | 19 |
| CÓRDOBA | 1 | 2 | 2 | 1 | 7 | 2 | 1 | 0 | 16 |
| GRANADA | 2 | 2 | 4 | 3 | 9 | 1 | 0 | 0 | 21 |
| HUELVA | 0 | 0 | 3 | 2 | 15 | 1 | 0 | 0 | 21 |
| JAÉN | 0 | 0 | 1 | 2 | 23 | 0 | 1 | 0 | 27 |
| MÁLAGA | 0 | 4 | 5 | 11 | 51 | 6 | 0 | 0 | 77 |
| SEVILLA | 9 | 1 | 15 | 14 | 184 | 2 | 3 | 0 | 228 |
| ARAGÓN | 2 | 1 | 3 | 2 | 3 | 0 | 0 | 0 | 11 |
| HUESCA | 0 | 0 | 2 | 0 | 2 | 0 | 0 | 0 | 4 |
| TERUEL | 0 | 1 | 0 | 0 | 0 | 0 | 0 | 0 | 1 |
| ZARAGOZA | 2 | 0 | 1 | 2 | 1 | 0 | 0 | 0 | 6 |
| ASTURIAS | 1 | 2 | 7 | 4 | 12 | 2 | 0 | 0 | 28 |
| ILLES BALEARS | 2 | 3 | 3 | 3 | 6 | 0 | 0 | 0 | 17 |
| CANARIAS | 7 | 8 | 42 | 26 | 154 | 3 | 0 | 0 | 240 |
| LAS PALMAS | 5 | 3 | 22 | 12 | 100 | 2 | 0 | 0 | 144 |
| S.C. TENERIFE | 2 | 5 | 20 | 14 | 54 | 1 | 0 | 0 | 96 |
| CANTABRIA | 1 | 1 | 4 | 7 | 9 | 0 | 0 | 0 | 22 |
| CASTILLA Y LEÓN | 6 | 3 | 9 | 10 | 16 | 1 | 0 | 0 | 45 |
| ÁVILA | 1 | 0 | 2 | 2 | 0 | 0 | 0 | 0 | 5 |
| BURGOS | 0 | 0 | 1 | 2 | 9 | 0 | 0 | 0 | 12 |
| LEÓN | 0 | 0 | 1 | 3 | 3 | 0 | 0 | 0 | 7 |
| PALENCIA | 0 | 1 | 1 | 0 | 0 | 0 | 0 | 0 | 2 |
| SALAMANCA | 3 | 0 | 0 | 0 | 1 | 1 | 0 | 0 | 5 |
| SEGOVIA | 0 | 1 | 2 | 2 | 0 | 0 | 0 | 0 | 5 |
| SORIA | 0 | 0 | 0 | 0 | 0 | 0 | 0 | 0 | 0 |
| VALLADOLID | 0 | 0 | 0 | 0 | 0 | 0 | 0 | 0 | 0 |
| ZAMORA | 2 | 1 | 2 | 1 | 3 | 0 | 0 | 0 | 9 |
| CASTILLA-LA MANCHA | 2 | 1 | 16 | 12 | 10 | 4 | 0 | 0 | 45 |
| ALBACETE | 0 | 0 | 5 | 5 | 5 | 2 | 0 | 0 | 17 |
| CIUDAD REAL | 0 | 1 | 1 | 2 | 1 | 0 | 0 | 0 | 5 |
| CUENCA | 0 | 0 | 1 | 0 | 1 | 0 | 0 | 0 | 2 |
| GUADALAJARA | 0 | 0 | 3 | 0 | 0 | 1 | 0 | 0 | 4 |
| TOLEDO | 2 | 0 | 6 | 5 | 3 | 1 | 0 | 0 | 17 |

(Continúa al dorso)

| CC.AA. Y/O PROVINCIAS | EDAD | RESIDENCIA LEGAL | RECURSOS ECONÓMICOS | | GRADO DISCAPACIDAD ENF. CRÓNICA | PRESTACIÓN INCOMPATIBLE | SOLICITAR SIN PASAR DOS AÑOS | SIN DESGLASAR | TOTAL CAUSAS DE DENECCIÓN |
|-----------------------------|-----------|---------------------|------------------------|------------|---------------------------------------|----------------------------|------------------------------------|------------------|---------------------------------|
| | | | PERSONALES | U.E.C. | | | | | |
| | | | CATALUNYA | 1 | | | | | |
| BARCELONA | 1 | 8 | 16 | 23 | 28 | 23 | 0 | 0 | 99 |
| GIRONA | 0 | 4 | 6 | 0 | 1 | 4 | 0 | 0 | 15 |
| LLEIDA | 0 | 0 | 2 | 0 | 0 | 1 | 0 | 0 | 3 |
| TARRAGONA | 0 | 1 | 4 | 2 | 1 | 10 | 0 | 0 | 18 |
| COMUNIDAD VALENCIANA | 0 | 6 | 14 | 21 | 66 | 5 | 0 | 0 | 112 |
| ALICANTE | 0 | 0 | 4 | 2 | 44 | 2 | 0 | 0 | 52 |
| CASTELLÓN | 0 | 2 | 4 | 2 | 17 | 1 | 0 | 0 | 26 |
| VALENCIA | 0 | 4 | 6 | 17 | 5 | 2 | 0 | 0 | 34 |
| EXTREMADURA | 0 | 1 | 6 | 8 | 18 | 0 | 0 | 0 | 33 |
| BADAJOS | 0 | 0 | 2 | 6 | 17 | 0 | 0 | 0 | 25 |
| CÁCERES | 0 | 1 | 4 | 2 | 1 | 0 | 0 | 0 | 8 |
| GALICIA | 0 | 1 | 10 | 20 | 125 | 0 | 0 | 0 | 156 |
| A CORUÑA | 0 | 1 | 9 | 10 | 43 | 0 | 0 | 0 | 63 |
| LUGO | 0 | 0 | 0 | 1 | 10 | 0 | 0 | 0 | 11 |
| OURENSE | 0 | 0 | 1 | 1 | 14 | 0 | 0 | 0 | 16 |
| PONTEVEDRA | 0 | 0 | 0 | 8 | 58 | 0 | 0 | 0 | 66 |
| MADRID | 0 | 6 | 26 | 36 | 13 | 1 | 0 | 0 | 82 |
| MURCIA | 1 | 12 | 19 | 23 | 67 | 3 | 0 | 0 | 125 |
| NAVARRA | 0 | 0 | 1 | 4 | 2 | 0 | 0 | 0 | 7 |
| PAÍS VASCO | 0 | 6 | 8 | 13 | 12 | 0 | 0 | 0 | 39 |
| ARABA/ÁLAVA | 0 | 1 | 0 | 0 | 0 | 0 | 0 | 0 | 1 |
| GIPUZKOA | 0 | 1 | 5 | 7 | 0 | 0 | 0 | 0 | 13 |
| BIZKAIA | 0 | 4 | 3 | 6 | 12 | 0 | 0 | 0 | 25 |
| LA RIOJA | 0 | 1 | 1 | 2 | 1 | 0 | 0 | 0 | 5 |
| CEUTA | 0 | 2 | 1 | 0 | 0 | 0 | 0 | 0 | 3 |
| MELILLA | 0 | 0 | 1 | 0 | 20 | 1 | 0 | 0 | 22 |
| TOTAL ESTADO | 37 | 80 | 235 | 254 | 869 | 77 | 5 | 0 | 1.557 |

1d Pncs de la Seguridad Social: Datos de la gestión mensual y anual

**R.D.L. 8/2015, DE 30 DE OCTUBRE; T. REF. LGSS
PNCs DE LA SEGURIDAD SOCIAL**

TOTAL: JUBILACIÓN MÁS INVALIDEZ

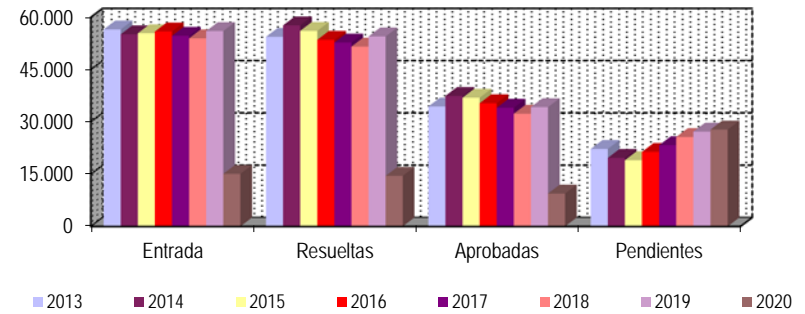
| | | Entrada | Resueltas | % R./E. | Aprobadas | No Aprob. | Pendientes |
|---------------------------------|------|---------|-----------|---------|-----------|-----------|------------|
| G E S T I O N | 2013 | 56.501 | 54.372 | 96,23% | 34.359 | 20.013 | 22.187 |
| | 2014 | 55.123 | 57.677 | 104,63% | 37.405 | 20.272 | 19.633 |
| | 2015 | 55.405 | 56.082 | 101,22% | 36.888 | 19.194 | 18.956 |
| | 2016 | 55.916 | 53.523 | 95,72% | 35.304 | 18.219 | 21.349 |
| | 2017 | 54.670 | 52.746 | 96,48% | 34.005 | 18.741 | 23.273 |
| | 2018 | 53.939 | 51.581 | 95,63% | 32.292 | 19.289 | 25.631 |
| | 2019 | 56.034 | 54.496 | 97,26% | 34.182 | 20.314 | 27.169 |

| | | | | | | | |
|----------------------------|------|-------|-------|--|-------|-------|--------|
| M E D I A S | 2013 | 4.708 | 4.531 | | 2.863 | 1.668 | 22.187 |
| | 2014 | 4.594 | 4.806 | | 3.117 | 1.689 | 19.633 |
| | 2015 | 4.617 | 4.674 | | 3.074 | 1.600 | 18.956 |
| | 2016 | 4.660 | 4.460 | | 2.942 | 1.518 | 21.349 |
| | 2017 | 4.556 | 4.396 | | 2.834 | 1.562 | 23.273 |
| | 2018 | 4.495 | 4.298 | | 2.691 | 1.607 | 25.631 |
| | 2019 | 4.670 | 4.541 | | 2.849 | 1.693 | 27.169 |

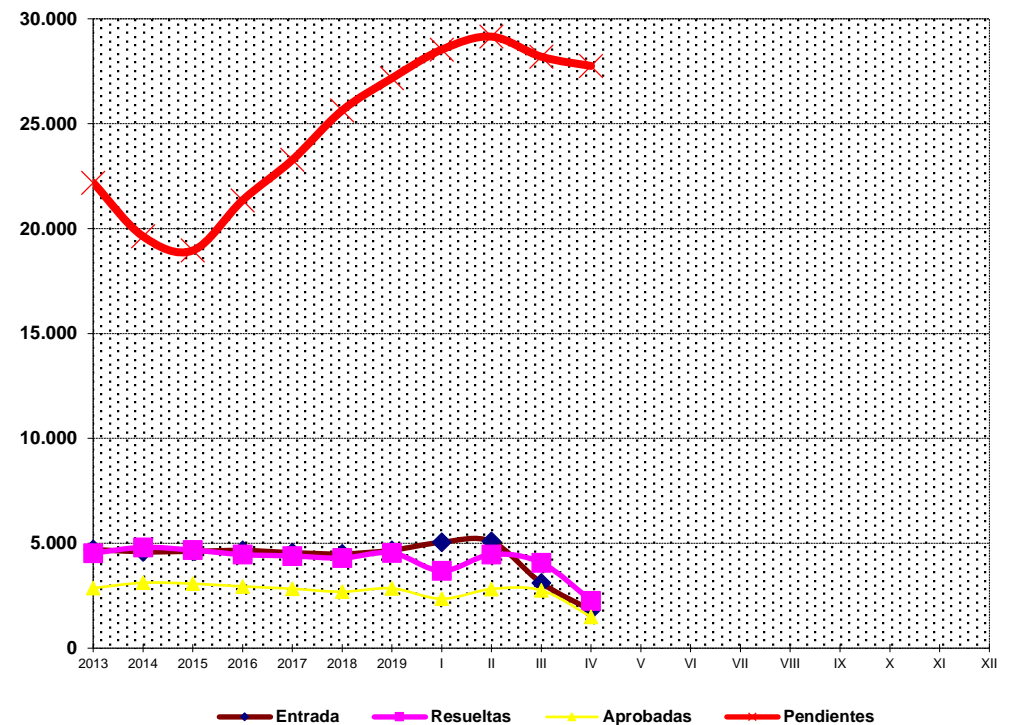
| 2020 | | Entrada | Resueltas | % R./E. | Aprobadas | No Aprob. | Pendientes |
|------|--|---------|-----------|---------|-----------|-----------|------------|
| I | | 5.049 | 3.688 | 73,04% | 2.356 | 1.332 | 28.530 |
| II | | 5.085 | 4.465 | 87,81% | 2.819 | 1.646 | 29.150 |
| III | | 3.112 | 4.069 | 130,75% | 2.759 | 1.310 | 28.193 |
| IV | | 1.819 | 2.259 | 124,19% | 1.487 | 772 | 27.753 |
| V | | | | | | | |
| VI | | | | | | | |
| VII | | | | | | | |
| VIII | | | | | | | |
| IX | | | | | | | |
| X | | | | | | | |
| XI | | | | | | | |
| XII | | | | | | | |
| | | 15.065 | 14.481 | 96,12% | 9.421 | 5.060 | 27.753 |

* Pendientes reales

EVOLUCIÓN DE LA GESTIÓN 2013-2020



EVOLUCIÓN MEDIAS MENSUALES



PENSIONES NO CONTRIBUTIVAS DE JUBILACIÓN E INVALIDEZ

DATOS CONJUNTOS DE GESTIÓN CORRESPONDIENTES AL MES DE ABRIL DE 2020

| CC.AA. Y/O PROVINCIAS | PTES. MES ANTERIOR | SOLICITUDES PRESENTADAS | | | | | A RESOLV. MES | SOLICITUDES RESUELTAS | | | | | | | | | PTES. FIN MES |
|-----------------------------|--------------------------|----------------------------|-------------|----------|----------|------------|---------------------|-----------------------|-------------|----------|----------|------------|--------------|-----------|------------|--------------|---------------------|
| | | NUEVAS | SGIM Y SATP | PAS | INSS | TOTAL | | APROBADAS | | | | | NO APROBADAS | | TOTAL | | |
| | | | | | | | | NUEVAS | SGIM Y SATP | PAS | INSS | TOTAL | DNG | CAD-DES | | | |
| ANDALUCÍA | 7.319 | 316 | 0 | 0 | 0 | 316 | 7.635 | 356 | 1 | 0 | 0 | 357 | 227 | 62 | 646 | 6.989 | |
| ALMERÍA | 167 | 34 | 0 | 0 | 0 | 34 | 201 | 24 | 1 | 0 | 0 | 25 | 6 | 0 | 31 | 170 | |
| CÁDIZ | 1.011 | 5 | 0 | 0 | 0 | 5 | 1.016 | 32 | 0 | 0 | 0 | 32 | 0 | 0 | 32 | 984 | |
| CÓRDOBA | 245 | 20 | 0 | 0 | 0 | 20 | 265 | 43 | 0 | 0 | 0 | 43 | 12 | 3 | 58 | 207 | |
| GRANADA | 330 | 19 | 0 | 0 | 0 | 19 | 349 | 39 | 0 | 0 | 0 | 39 | 5 | 1 | 45 | 304 | |
| HUELVA | 162 | 16 | 0 | 0 | 0 | 16 | 178 | 36 | 0 | 0 | 0 | 36 | 11 | 2 | 49 | 129 | |
| JAÉN | 114 | 9 | 0 | 0 | 0 | 9 | 123 | 15 | 0 | 0 | 0 | 15 | 0 | 0 | 15 | 108 | |
| MÁLAGA | 2.801 | 166 | 0 | 0 | 0 | 166 | 2.967 | 94 | 0 | 0 | 0 | 94 | 80 | 48 | 222 | 2.745 | |
| SEVILLA | 2.489 | 47 | 0 | 0 | 0 | 47 | 2.536 | 73 | 0 | 0 | 0 | 73 | 113 | 8 | 194 | 2.342 | |
| ARAGÓN | 135 | 20 | 0 | 0 | 0 | 20 | 155 | 65 | 0 | 0 | 0 | 65 | 8 | 2 | 75 | 80 | |
| HUESCA | 26 | 3 | 0 | 0 | 0 | 3 | 29 | 13 | 0 | 0 | 0 | 13 | 1 | 0 | 14 | 15 | |
| TERUEL | 16 | 3 | 0 | 0 | 0 | 3 | 19 | 7 | 0 | 0 | 0 | 7 | 3 | 2 | 12 | 7 | |
| ZARAGOZA | 93 | 14 | 0 | 0 | 0 | 14 | 107 | 45 | 0 | 0 | 0 | 45 | 4 | 0 | 49 | 58 | |
| ASTURIAS | 638 | 0 | 0 | 0 | 0 | 0 | 638 | 3 | 0 | 0 | 0 | 3 | 1 | 0 | 4 | 634 | |
| ILLES BALEARS | 118 | 36 | 0 | 0 | 0 | 36 | 154 | 59 | 0 | 0 | 0 | 59 | 18 | 3 | 80 | 74 | |
| CANARIAS | 6.344 | 371 | 0 | 2 | 2 | 375 | 6.719 | 162 | 0 | 0 | 0 | 162 | 75 | 2 | 239 | 6.480 | |
| LAS PALMAS | 2.872 | 30 | 0 | 1 | 0 | 31 | 2.903 | 59 | 0 | 0 | 0 | 59 | 19 | 0 | 78 | 2.825 | |
| S.C. TENERIFE | 3.472 | 341 | 0 | 1 | 2 | 344 | 3.816 | 103 | 0 | 0 | 0 | 103 | 56 | 2 | 161 | 3.655 | |
| CANTABRIA | 107 | 19 | 0 | 0 | 0 | 19 | 126 | 31 | 0 | 0 | 0 | 31 | 21 | 0 | 52 | 74 | |
| CASTILLA Y LEÓN | 526 | 38 | 0 | 0 | 0 | 38 | 564 | 82 | 0 | 0 | 0 | 82 | 6 | 3 | 91 | 473 | |
| ÁVILA | 18 | 4 | 0 | 0 | 0 | 4 | 22 | 5 | 0 | 0 | 0 | 5 | 1 | 0 | 6 | 16 | |
| BURGOS | 85 | 7 | 0 | 0 | 0 | 7 | 92 | 10 | 0 | 0 | 0 | 10 | 0 | 0 | 10 | 82 | |
| LEÓN | 160 | 6 | 0 | 0 | 0 | 6 | 166 | 15 | 0 | 0 | 0 | 15 | 0 | 0 | 15 | 151 | |
| PALENCIA | 22 | 3 | 0 | 0 | 0 | 3 | 25 | 6 | 0 | 0 | 0 | 6 | 0 | 0 | 6 | 19 | |
| SALAMANCA | 141 | 6 | 0 | 0 | 0 | 6 | 147 | 13 | 0 | 0 | 0 | 13 | 0 | 0 | 13 | 134 | |
| SEGOVIA | 11 | 2 | 0 | 0 | 0 | 2 | 13 | 6 | 0 | 0 | 0 | 6 | 0 | 0 | 6 | 7 | |
| SORIA | 9 | 3 | 0 | 0 | 0 | 3 | 12 | 2 | 0 | 0 | 0 | 2 | 0 | 0 | 2 | 10 | |
| VALLADOLID | 53 | 5 | 0 | 0 | 0 | 5 | 58 | 15 | 0 | 0 | 0 | 15 | 1 | 0 | 16 | 42 | |
| ZAMORA | 27 | 2 | 0 | 0 | 0 | 2 | 29 | 10 | 0 | 0 | 0 | 10 | 4 | 3 | 17 | 12 | |
| CASTILLA-LA MANCHA | 542 | 166 | 0 | 0 | 0 | 166 | 708 | 95 | 0 | 0 | 0 | 95 | 32 | 7 | 134 | 574 | |
| ALBACETE | 122 | 32 | 0 | 0 | 0 | 32 | 154 | 18 | 0 | 0 | 0 | 18 | 3 | 1 | 22 | 132 | |
| CIUDAD REAL | 101 | 20 | 0 | 0 | 0 | 20 | 121 | 16 | 0 | 0 | 0 | 16 | 5 | 0 | 21 | 100 | |
| CUENCA | 43 | 5 | 0 | 0 | 0 | 5 | 48 | 14 | 0 | 0 | 0 | 14 | 1 | 1 | 16 | 32 | |
| GUADALAJARA | 29 | 12 | 0 | 0 | 0 | 12 | 41 | 5 | 0 | 0 | 0 | 5 | 0 | 0 | 5 | 36 | |
| TOLEDO | 247 | 97 | 0 | 0 | 0 | 97 | 344 | 42 | 0 | 0 | 0 | 42 | 23 | 5 | 70 | 274 | |

(Continúa al dorso)

| CC.AA. Y/O PROVINCIAS | PTES. MES ANTERIOR | SOLICITUDES PRESENTADAS | | | | | A RESOLV. MES | SOLICITUDES RESUELTAS | | | | | | | | | PTES. FIN MES |
|-----------------------------|--------------------------|----------------------------|-------------|-----|------|-------|---------------------|-----------------------|-------------|-----|------|-------|--------------|---------|-------|-------|---------------------|
| | | NUEVAS | SGIM Y SATP | PAS | INSS | TOTAL | | APROBADAS | | | | | NO APROBADAS | | TOTAL | | |
| | | | | | | | | NUEVAS | SGIM Y SATP | PAS | INSS | TOTAL | DNG | CAD-DES | | | |
| CATALUNYA | 4.238 | 334 | 0 | 0 | 7 | 341 | 4.579 | 1 | 0 | 0 | 0 | 1 | 1 | 34 | 36 | 4.543 | |
| BARCELONA | 2.935 | 211 | 0 | 0 | 3 | 214 | 3.149 | 1 | 0 | 0 | 0 | 1 | 1 | 13 | 15 | 3.134 | |
| GIRONA | 463 | 32 | 0 | 0 | 2 | 34 | 497 | 0 | 0 | 0 | 0 | 0 | 0 | 11 | 11 | 486 | |
| LLEIDA | 204 | 24 | 0 | 0 | 0 | 24 | 228 | 0 | 0 | 0 | 0 | 0 | 0 | 2 | 2 | 226 | |
| TARRAGONA | 636 | 67 | 0 | 0 | 2 | 69 | 705 | 0 | 0 | 0 | 0 | 0 | 0 | 8 | 8 | 697 | |
| COMUNIDAD VALENCIANA | 3.628 | 88 | 0 | 0 | 0 | 88 | 3.716 | 190 | 0 | 0 | 1 | 191 | 136 | 9 | 336 | 3.380 | |
| ALICANTE | 2.277 | 19 | 0 | 0 | 0 | 19 | 2.296 | 73 | 0 | 0 | 0 | 73 | 75 | 0 | 148 | 2.148 | |
| CASTELLÓN | 200 | 11 | 0 | 0 | 0 | 11 | 211 | 37 | 0 | 0 | 1 | 38 | 11 | 6 | 55 | 156 | |
| VALENCIA | 1.151 | 58 | 0 | 0 | 0 | 58 | 1.209 | 80 | 0 | 0 | 0 | 80 | 50 | 3 | 133 | 1.076 | |
| EXTREMADURA | 399 | 8 | 0 | 0 | 0 | 8 | 407 | 100 | 0 | 0 | 0 | 100 | 27 | 0 | 127 | 280 | |
| BADAJOS | 255 | 3 | 0 | 0 | 0 | 3 | 258 | 57 | 0 | 0 | 0 | 57 | 25 | 0 | 82 | 176 | |
| CÁCERES | 144 | 5 | 0 | 0 | 0 | 5 | 149 | 43 | 0 | 0 | 0 | 43 | 2 | 0 | 45 | 104 | |
| GALICIA | 1.480 | 203 | 0 | 0 | 0 | 203 | 1.683 | 115 | 0 | 0 | 0 | 115 | 20 | 3 | 138 | 1.545 | |
| A CORUÑA | 853 | 49 | 0 | 0 | 0 | 49 | 902 | 32 | 0 | 0 | 0 | 32 | 11 | 0 | 43 | 859 | |
| LUGO | 75 | 25 | 0 | 0 | 0 | 25 | 100 | 11 | 0 | 0 | 0 | 11 | 6 | 0 | 17 | 83 | |
| OURENSE | 30 | 16 | 0 | 0 | 0 | 16 | 46 | 5 | 0 | 0 | 0 | 5 | 3 | 0 | 8 | 38 | |
| PONTEVEDRA | 522 | 113 | 0 | 0 | 0 | 113 | 635 | 67 | 0 | 0 | 0 | 67 | 0 | 3 | 70 | 565 | |
| MADRID | 1.197 | 28 | 0 | 0 | 0 | 28 | 1.225 | 77 | 0 | 0 | 0 | 77 | 19 | 0 | 96 | 1.129 | |
| MURCIA | 1.225 | 115 | 0 | 0 | 0 | 115 | 1.340 | 59 | 0 | 0 | 1 | 60 | 43 | 0 | 103 | 1.237 | |
| NAVARRA | 40 | 26 | 0 | 0 | 0 | 26 | 66 | 32 | 0 | 0 | 0 | 32 | 1 | 0 | 33 | 33 | |
| PAÍS VASCO | 104 | 33 | 0 | 0 | 0 | 33 | 137 | 47 | 0 | 0 | 0 | 47 | 6 | 0 | 53 | 84 | |
| ARABA/ÁLAVA | 0 | 12 | 0 | 0 | 0 | 12 | 12 | 12 | 0 | 0 | 0 | 12 | 0 | 0 | 12 | 0 | |
| GIPUZKOA | 34 | 4 | 0 | 0 | 0 | 4 | 38 | 18 | 0 | 0 | 0 | 18 | 1 | 0 | 19 | 19 | |
| BIZKAIA | 70 | 17 | 0 | 0 | 0 | 17 | 87 | 17 | 0 | 0 | 0 | 17 | 5 | 0 | 22 | 65 | |
| LA RIOJA | 54 | 6 | 0 | 0 | 0 | 6 | 60 | 9 | 0 | 0 | 0 | 9 | 4 | 1 | 14 | 46 | |
| CEUTA | 43 | 0 | 0 | 0 | 0 | 0 | 43 | 0 | 0 | 0 | 0 | 0 | 0 | 0 | 0 | 43 | |
| MELILLA | 56 | 1 | 0 | 0 | 0 | 1 | 57 | 1 | 0 | 0 | 0 | 1 | 1 | 0 | 2 | 55 | |

| | | | | | | | | | | | | | | | | |
|--------------|--------|-------|---|---|---|-------|--------|-------|---|---|---|-------|-----|-----|-------|--------|
| TOTAL ESTADO | 28.193 | 1.808 | 0 | 2 | 9 | 1.819 | 30.012 | 1.484 | 1 | 0 | 2 | 1.487 | 646 | 126 | 2.259 | 27.753 |
|--------------|--------|-------|---|---|---|-------|--------|-------|---|---|---|-------|-----|-----|-------|--------|

PENSIONES NO CONTRIBUTIVAS DE JUBILACIÓN E INVALIDEZ

CAUSAS DE DENEGACIÓN CONJUNTAS CORRESPONDIENTES AL MES DE ABRIL DE 2020

| CC.AA. Y/O PROVINCIAS | EDAD | RESIDENCIA | RECURSOS ECONÓMICOS | | GRADO DISCAPACIDAD | PRESTACIÓN | SOLICITAR SIN PASAR DOS AÑOS | SIN DESGLASAR | TOTAL CAUSAS DE DENEGACIÓN |
|-----------------------------|------|------------|------------------------|--------|-----------------------|--------------|------------------------------------|------------------|----------------------------------|
| | | LEGAL | PERSONALES | U.E.C. | ENF. CRÓNICA | INCOMPATIBLE | | | |
| | | | | | | | | | |
| ANDALUCÍA | 5 | 13 | 11 | 54 | 143 | 1 | 0 | 0 | 227 |
| ALMERÍA | 1 | 0 | 0 | 4 | 1 | 0 | 0 | 0 | 6 |
| CÁDIZ | 0 | 0 | 0 | 0 | 0 | 0 | 0 | 0 | 0 |
| CÓRDOBA | 1 | 2 | 0 | 5 | 3 | 1 | 0 | 0 | 12 |
| GRANADA | 0 | 1 | 1 | 1 | 2 | 0 | 0 | 0 | 5 |
| HUELVA | 2 | 0 | 0 | 3 | 6 | 0 | 0 | 0 | 11 |
| JAÉN | 0 | 0 | 0 | 0 | 0 | 0 | 0 | 0 | 0 |
| MÁLAGA | 1 | 9 | 10 | 31 | 29 | 0 | 0 | 0 | 80 |
| SEVILLA | 0 | 1 | 0 | 10 | 102 | 0 | 0 | 0 | 113 |
| ARAGÓN | 2 | 2 | 1 | 3 | 0 | 0 | 0 | 0 | 8 |
| HUESCA | 1 | 0 | 0 | 0 | 0 | 0 | 0 | 0 | 1 |
| TERUEL | 1 | 1 | 0 | 1 | 0 | 0 | 0 | 0 | 3 |
| ZARAGOZA | 0 | 1 | 1 | 2 | 0 | 0 | 0 | 0 | 4 |
| ASTURIAS | 0 | 0 | 0 | 1 | 0 | 0 | 0 | 0 | 1 |
| ILLES BALEARS | 1 | 10 | 4 | 3 | 0 | 0 | 0 | 0 | 18 |
| CANARIAS | 2 | 26 | 17 | 28 | 2 | 0 | 0 | 0 | 75 |
| LAS PALMAS | 2 | 2 | 5 | 10 | 0 | 0 | 0 | 0 | 19 |
| S.C. TENERIFE | 0 | 24 | 12 | 18 | 2 | 0 | 0 | 0 | 56 |
| CANTABRIA | 1 | 1 | 4 | 11 | 4 | 0 | 0 | 0 | 21 |
| CASTILLA Y LEÓN | 1 | 0 | 2 | 2 | 1 | 0 | 0 | 0 | 6 |
| ÁVILA | 0 | 0 | 0 | 1 | 0 | 0 | 0 | 0 | 1 |
| BURGOS | 0 | 0 | 0 | 0 | 0 | 0 | 0 | 0 | 0 |
| LEÓN | 0 | 0 | 0 | 0 | 0 | 0 | 0 | 0 | 0 |
| PALENCIA | 0 | 0 | 0 | 0 | 0 | 0 | 0 | 0 | 0 |
| SALAMANCA | 0 | 0 | 0 | 0 | 0 | 0 | 0 | 0 | 0 |
| SEGOVIA | 0 | 0 | 0 | 0 | 0 | 0 | 0 | 0 | 0 |
| SORIA | 0 | 0 | 0 | 0 | 0 | 0 | 0 | 0 | 0 |
| VALLADOLID | 0 | 0 | 0 | 1 | 0 | 0 | 0 | 0 | 1 |
| ZAMORA | 1 | 0 | 2 | 0 | 1 | 0 | 0 | 0 | 4 |
| CASTILLA-LA MANCHA | 1 | 7 | 7 | 13 | 4 | 0 | 0 | 0 | 32 |
| ALBACETE | 0 | 0 | 0 | 1 | 2 | 0 | 0 | 0 | 3 |
| CIUDAD REAL | 0 | 1 | 1 | 3 | 0 | 0 | 0 | 0 | 5 |
| CUENCA | 0 | 0 | 1 | 0 | 0 | 0 | 0 | 0 | 1 |
| GUADALAJARA | 0 | 0 | 0 | 0 | 0 | 0 | 0 | 0 | 0 |
| TOLEDO | 1 | 6 | 5 | 9 | 2 | 0 | 0 | 0 | 23 |

(Continúa al dorso)

| CC.AA. Y/O PROVINCIAS | EDAD | RESIDENCIA LEGAL | RECURSOS ECONÓMICOS | | GRADO DISCAPACIDAD ENF. CRÓNICA | PRESTACIÓN INCOMPATIBLE | SOLICITAR SIN PASAR DOS AÑOS | SIN DESGLASAR | TOTAL CAUSAS DE DENEGACIÓN |
|-----------------------------|-----------|---------------------|------------------------|------------|---------------------------------------|----------------------------|------------------------------------|------------------|----------------------------------|
| | | | PERSONALES | U.E.C. | | | | | |
| | | | CATALUNYA | 1 | | | | | |
| BARCELONA | 1 | 0 | 0 | 0 | 0 | 0 | 0 | 0 | 1 |
| GIRONA | 0 | 0 | 0 | 0 | 0 | 0 | 0 | 0 | 0 |
| LLEIDA | 0 | 0 | 0 | 0 | 0 | 0 | 0 | 0 | 0 |
| TARRAGONA | 0 | 0 | 0 | 0 | 0 | 0 | 0 | 0 | 0 |
| COMUNIDAD VALENCIANA | 2 | 8 | 28 | 96 | 2 | 0 | 0 | 0 | 136 |
| ALICANTE | 1 | 3 | 13 | 58 | 0 | 0 | 0 | 0 | 75 |
| CASTELLÓN | 0 | 2 | 3 | 5 | 1 | 0 | 0 | 0 | 11 |
| VALENCIA | 1 | 3 | 12 | 33 | 1 | 0 | 0 | 0 | 50 |
| EXTREMADURA | 3 | 1 | 6 | 9 | 8 | 0 | 0 | 0 | 27 |
| BADAJOS | 3 | 1 | 5 | 8 | 8 | 0 | 0 | 0 | 25 |
| CÁCERES | 0 | 0 | 1 | 1 | 0 | 0 | 0 | 0 | 2 |
| GALICIA | 4 | 0 | 0 | 11 | 5 | 0 | 0 | 0 | 20 |
| A CORUÑA | 1 | 0 | 0 | 6 | 4 | 0 | 0 | 0 | 11 |
| LUGO | 2 | 0 | 0 | 3 | 1 | 0 | 0 | 0 | 6 |
| OURENSE | 1 | 0 | 0 | 2 | 0 | 0 | 0 | 0 | 3 |
| PONTEVEDRA | 0 | 0 | 0 | 0 | 0 | 0 | 0 | 0 | 0 |
| MADRID | 0 | 5 | 5 | 8 | 1 | 0 | 0 | 0 | 19 |
| MURCIA | 1 | 5 | 11 | 19 | 7 | 0 | 0 | 0 | 43 |
| NAVARRA | 0 | 1 | 0 | 0 | 0 | 0 | 0 | 0 | 1 |
| PAÍS VASCO | 0 | 0 | 2 | 3 | 1 | 0 | 0 | 0 | 6 |
| ARABA/ÁLAVA | 0 | 0 | 0 | 0 | 0 | 0 | 0 | 0 | 0 |
| GIPUZKOA | 0 | 0 | 1 | 0 | 0 | 0 | 0 | 0 | 1 |
| BIZKAIA | 0 | 0 | 1 | 3 | 1 | 0 | 0 | 0 | 5 |
| LA RIOJA | 0 | 3 | 1 | 0 | 0 | 0 | 0 | 0 | 4 |
| CEUTA | 0 | 0 | 0 | 0 | 0 | 0 | 0 | 0 | 0 |
| MELILLA | 0 | 1 | 0 | 0 | 0 | 0 | 0 | 0 | 1 |
| TOTAL ESTADO | 24 | 83 | 99 | 261 | 178 | 1 | 0 | 0 | 646 |

PENSIONES NO CONTRIBUTIVAS DE JUBILACIÓN E INVALIDEZ

DATOS ACUMULADOS DE GESTIÓN CORRESPONDIENTES AL AÑO 2020 HASTA ABRIL

| CC.AA. Y/O PROVINCIAS | PTES. AÑO ANTERIOR | SOLICITUDES PRESENTADAS | | | | | A RESOLV. AÑO | SOLICITUDES RESUELTAS | | | | | | | | | PTES. FINAL |
|-----------------------------|--------------------------|----------------------------|-------------|----------|----------|--------------|---------------------|-----------------------|-------------|----------|----------|--------------|------------|------------|--------------|--------------|----------------|
| | | | | | | | | APROBADAS | | | | NO APROBADAS | | | TOTAL | | |
| | | NUEVAS | SGIM Y SATP | PAS | INSS | TOTAL | | NUEVAS | SGIM Y SATP | PAS | INSS | TOTAL | DNG | CAD-DES | | | |
| ANDALUCÍA | 7.190 | 2.605 | 2 | 8 | 0 | 2.615 | 9.805 | 1.750 | 2 | 5 | 0 | 1.757 | 788 | 271 | 2.816 | 6.989 | |
| ALMERÍA | 162 | 230 | 0 | 0 | 0 | 230 | 392 | 132 | 2 | 0 | 0 | 134 | 65 | 23 | 222 | 170 | |
| CÁDIZ | 844 | 463 | 0 | 0 | 0 | 463 | 1.307 | 206 | 0 | 0 | 0 | 206 | 37 | 80 | 323 | 984 | |
| CÓRDOBA | 187 | 198 | 0 | 0 | 0 | 198 | 385 | 131 | 0 | 0 | 0 | 131 | 36 | 11 | 178 | 207 | |
| GRANADA | 313 | 215 | 0 | 1 | 0 | 216 | 529 | 143 | 0 | 0 | 0 | 143 | 55 | 27 | 225 | 304 | |
| HUELVA | 105 | 211 | 0 | 1 | 0 | 212 | 317 | 134 | 0 | 0 | 0 | 134 | 35 | 19 | 188 | 129 | |
| JAÉN | 110 | 106 | 1 | 1 | 0 | 108 | 218 | 74 | 0 | 0 | 0 | 74 | 34 | 2 | 110 | 108 | |
| MÁLAGA | 2.729 | 597 | 0 | 0 | 0 | 597 | 3.326 | 335 | 0 | 0 | 0 | 335 | 174 | 72 | 581 | 2.745 | |
| SEVILLA | 2.740 | 585 | 1 | 5 | 0 | 591 | 3.331 | 595 | 0 | 5 | 0 | 600 | 352 | 37 | 989 | 2.342 | |
| ARAGÓN | 137 | 320 | 1 | 0 | 1 | 322 | 459 | 271 | 0 | 0 | 1 | 272 | 92 | 15 | 379 | 80 | |
| HUESCA | 20 | 56 | 0 | 0 | 1 | 57 | 77 | 46 | 0 | 0 | 1 | 47 | 14 | 1 | 62 | 15 | |
| TERUEL | 20 | 17 | 0 | 0 | 0 | 17 | 37 | 21 | 0 | 0 | 0 | 21 | 6 | 3 | 30 | 7 | |
| ZARAGOZA | 97 | 247 | 1 | 0 | 0 | 248 | 345 | 204 | 0 | 0 | 0 | 204 | 72 | 11 | 287 | 58 | |
| ASTURIAS | 498 | 334 | 0 | 1 | 0 | 335 | 833 | 125 | 0 | 0 | 0 | 125 | 51 | 23 | 199 | 634 | |
| ILLES BALEARS | 82 | 334 | 0 | 0 | 0 | 334 | 416 | 228 | 0 | 0 | 0 | 228 | 66 | 48 | 342 | 74 | |
| CANARIAS | 6.437 | 1.150 | 0 | 3 | 2 | 1.155 | 7.592 | 593 | 0 | 2 | 0 | 595 | 396 | 121 | 1.112 | 6.480 | |
| LAS PALMAS | 2.860 | 513 | 0 | 2 | 0 | 515 | 3.375 | 276 | 0 | 2 | 0 | 278 | 206 | 66 | 550 | 2.825 | |
| S.C. TENERIFE | 3.577 | 637 | 0 | 1 | 2 | 640 | 4.217 | 317 | 0 | 0 | 0 | 317 | 190 | 55 | 562 | 3.655 | |
| CANTABRIA | 81 | 195 | 0 | 0 | 0 | 195 | 276 | 152 | 0 | 0 | 0 | 152 | 50 | 0 | 202 | 74 | |
| CASTILLA Y LEÓN | 538 | 727 | 0 | 0 | 0 | 727 | 1.265 | 616 | 0 | 0 | 3 | 619 | 116 | 57 | 792 | 473 | |
| ÁVILA | 13 | 70 | 0 | 0 | 0 | 70 | 83 | 53 | 0 | 0 | 0 | 53 | 10 | 4 | 67 | 16 | |
| BURGOS | 96 | 115 | 0 | 0 | 0 | 115 | 211 | 88 | 0 | 0 | 0 | 88 | 27 | 14 | 129 | 82 | |
| LEÓN | 176 | 91 | 0 | 0 | 0 | 91 | 267 | 85 | 0 | 0 | 1 | 86 | 20 | 10 | 116 | 151 | |
| PALENCIA | 20 | 57 | 0 | 0 | 0 | 57 | 77 | 50 | 0 | 0 | 2 | 52 | 6 | 0 | 58 | 19 | |
| SALAMANCA | 126 | 124 | 0 | 0 | 0 | 124 | 250 | 100 | 0 | 0 | 0 | 100 | 14 | 2 | 116 | 134 | |
| SEGOVIA | 29 | 43 | 0 | 0 | 0 | 43 | 72 | 34 | 0 | 0 | 0 | 34 | 10 | 21 | 65 | 7 | |
| SORIA | 7 | 21 | 0 | 0 | 0 | 21 | 28 | 15 | 0 | 0 | 0 | 15 | 3 | 0 | 18 | 10 | |
| VALLADOLID | 55 | 110 | 0 | 0 | 0 | 110 | 165 | 113 | 0 | 0 | 0 | 113 | 10 | 0 | 123 | 42 | |
| ZAMORA | 16 | 96 | 0 | 0 | 0 | 96 | 112 | 78 | 0 | 0 | 0 | 78 | 16 | 6 | 100 | 12 | |
| CASTILLA-LA MANCHA | 512 | 705 | 0 | 0 | 0 | 705 | 1.217 | 427 | 0 | 0 | 0 | 427 | 158 | 58 | 643 | 574 | |
| ALBACETE | 115 | 148 | 0 | 0 | 0 | 148 | 263 | 82 | 0 | 0 | 0 | 82 | 45 | 4 | 131 | 132 | |
| CIUDAD REAL | 101 | 132 | 0 | 0 | 0 | 132 | 233 | 103 | 0 | 0 | 0 | 103 | 24 | 6 | 133 | 100 | |
| CUENCA | 49 | 76 | 0 | 0 | 0 | 76 | 125 | 77 | 0 | 0 | 0 | 77 | 13 | 3 | 93 | 32 | |
| GUADALAJARA | 42 | 55 | 0 | 0 | 0 | 55 | 97 | 38 | 0 | 0 | 0 | 38 | 10 | 13 | 61 | 36 | |
| TOLEDO | 205 | 294 | 0 | 0 | 0 | 294 | 499 | 127 | 0 | 0 | 0 | 127 | 66 | 32 | 225 | 274 | |

(Continúa al dorso)

| CC.AA. Y/O PROVINCIAS | PTES. AÑO ANTERIOR | SOLICITUDES PRESENTADAS | | | | | A RESOLV. AÑO | SOLICITUDES RESUELTAS | | | | | | | | | PTES. FINAL |
|-----------------------------|--------------------------|----------------------------|-------------|-----|------|-------|---------------------|-----------------------|-------------|-----|------|--------------|-----|-------|---------|-------|----------------|
| | | | | | | | | APROBADAS | | | | NO APROBADAS | | TOTAL | | | |
| | | NUEVAS | SGIM Y SATP | PAS | INSS | TOTAL | | NUEVAS | SGIM Y SATP | PAS | INSS | TOTAL | DNG | | CAD-DES | | |
| CATALUNYA | 3.778 | 2.651 | 1 | 2 | 59 | 2.713 | 6.491 | 1.110 | 0 | 1 | 59 | 1.170 | 344 | 434 | 1.948 | 4.543 | |
| BARCELONA | 2.616 | 1.831 | 1 | 1 | 40 | 1.873 | 4.489 | 800 | 0 | 0 | 29 | 829 | 249 | 277 | 1.355 | 3.134 | |
| GIRONA | 429 | 289 | 0 | 0 | 7 | 296 | 725 | 121 | 0 | 0 | 14 | 135 | 28 | 76 | 239 | 486 | |
| LLEIDA | 199 | 148 | 0 | 0 | 1 | 149 | 348 | 71 | 0 | 0 | 4 | 75 | 17 | 30 | 122 | 226 | |
| TARRAGONA | 534 | 383 | 0 | 1 | 11 | 395 | 929 | 118 | 0 | 1 | 12 | 131 | 50 | 51 | 232 | 697 | |
| COMUNIDAD VALENCIANA | 3.287 | 1.493 | 0 | 0 | 0 | 1.493 | 4.780 | 915 | 2 | 2 | 1 | 920 | 418 | 62 | 1.400 | 3.380 | |
| ALICANTE | 2.315 | 469 | 0 | 0 | 0 | 469 | 2.784 | 383 | 1 | 0 | 0 | 384 | 219 | 33 | 636 | 2.148 | |
| CASTELLÓN | 161 | 150 | 0 | 0 | 0 | 150 | 311 | 98 | 0 | 0 | 1 | 99 | 39 | 17 | 155 | 156 | |
| VALENCIA | 811 | 874 | 0 | 0 | 0 | 874 | 1.685 | 434 | 1 | 2 | 0 | 437 | 160 | 12 | 609 | 1.076 | |
| EXTREMADURA | 312 | 361 | 2 | 1 | 0 | 364 | 676 | 288 | 1 | 0 | 0 | 289 | 82 | 25 | 396 | 280 | |
| BADAJOS | 210 | 215 | 1 | 1 | 0 | 217 | 427 | 169 | 1 | 0 | 0 | 170 | 62 | 19 | 251 | 176 | |
| CÁCERES | 102 | 146 | 1 | 0 | 0 | 147 | 249 | 119 | 0 | 0 | 0 | 119 | 20 | 6 | 145 | 104 | |
| GALICIA | 1.521 | 1.185 | 0 | 0 | 0 | 1.185 | 2.706 | 814 | 1 | 0 | 1 | 816 | 265 | 80 | 1.161 | 1.545 | |
| A CORUÑA | 860 | 464 | 0 | 0 | 0 | 464 | 1.324 | 326 | 0 | 0 | 1 | 327 | 111 | 27 | 465 | 859 | |
| LUGO | 83 | 105 | 0 | 0 | 0 | 105 | 188 | 76 | 0 | 0 | 0 | 76 | 23 | 6 | 105 | 83 | |
| OURENSE | 18 | 142 | 0 | 0 | 0 | 142 | 160 | 88 | 1 | 0 | 0 | 89 | 30 | 3 | 122 | 38 | |
| PONTEVEDRA | 560 | 474 | 0 | 0 | 0 | 474 | 1.034 | 324 | 0 | 0 | 0 | 324 | 101 | 44 | 469 | 565 | |
| MADRID | 1.305 | 1.503 | 2 | 1 | 0 | 1.506 | 2.811 | 1.077 | 2 | 1 | 0 | 1.080 | 380 | 222 | 1.682 | 1.129 | |
| MURCIA | 1.184 | 611 | 0 | 0 | 0 | 611 | 1.795 | 322 | 0 | 0 | 3 | 325 | 190 | 43 | 558 | 1.237 | |
| NAVARRA | 27 | 141 | 0 | 0 | 0 | 141 | 168 | 94 | 0 | 0 | 0 | 94 | 29 | 12 | 135 | 33 | |
| PAÍS VASCO | 148 | 426 | 0 | 3 | 1 | 430 | 578 | 393 | 0 | 3 | 0 | 396 | 80 | 18 | 494 | 84 | |
| ARABA/ÁLAVA | 0 | 75 | 0 | 0 | 0 | 75 | 75 | 73 | 0 | 0 | 0 | 73 | 2 | 0 | 75 | 0 | |
| GIPUZKOA | 25 | 118 | 0 | 0 | 0 | 118 | 143 | 96 | 0 | 0 | 0 | 96 | 23 | 5 | 124 | 19 | |
| BIZKAIA | 123 | 233 | 0 | 3 | 1 | 237 | 360 | 224 | 0 | 3 | 0 | 227 | 55 | 13 | 295 | 65 | |
| LA RIOJA | 50 | 83 | 0 | 0 | 0 | 83 | 133 | 62 | 0 | 0 | 0 | 62 | 21 | 4 | 87 | 46 | |
| CEUTA | 24 | 84 | 0 | 0 | 0 | 84 | 108 | 51 | 0 | 0 | 0 | 51 | 10 | 4 | 65 | 43 | |
| MELILLA | 58 | 67 | 0 | 0 | 0 | 67 | 125 | 43 | 0 | 0 | 0 | 43 | 26 | 1 | 70 | 55 | |

| | | | | | | | | | | | | | | | | |
|--------------|--------|--------|---|----|----|--------|--------|-------|---|----|----|-------|-------|-------|--------|--------|
| TOTAL ESTADO | 27.169 | 14.975 | 8 | 19 | 63 | 15.065 | 42.234 | 9.331 | 8 | 14 | 68 | 9.421 | 3.562 | 1.498 | 14.481 | 27.753 |
|--------------|--------|--------|---|----|----|--------|--------|-------|---|----|----|-------|-------|-------|--------|--------|

PENSIONES NO CONTRIBUTIVAS DE JUBILACIÓN E INVALIDEZ

CAUSAS DE DENEGACIÓN ACUMULADAS CORRESPONDIENTES AL AÑO 2020 HASTA ABRIL

| CC.AA. Y/O PROVINCIAS | EDAD | RESIDENCIA | RECURSOS ECONÓMICOS | | GRADO DISCAPACIDAD | PRESTACIÓN | SOLICITAR SIN PASAR DOS AÑOS | SIN DESGLASAR | TOTAL CAUSAS DE DENEGACIÓN |
|-----------------------------|------|------------|------------------------|--------|-----------------------|--------------|------------------------------------|------------------|----------------------------------|
| | | LEGAL | PERSONALES | U.E.C. | ENF. CRÓNICA | INCOMPATIBLE | | | |
| | | | | | | | | | |
| ANDALUCÍA | 62 | 57 | 97 | 243 | 305 | 19 | 5 | 0 | 788 |
| ALMERÍA | 5 | 12 | 7 | 30 | 9 | 2 | 0 | 0 | 65 |
| CÁDIZ | 1 | 2 | 8 | 14 | 7 | 5 | 0 | 0 | 37 |
| CÓRDOBA | 4 | 5 | 5 | 12 | 7 | 2 | 1 | 0 | 36 |
| GRANADA | 4 | 10 | 12 | 19 | 9 | 1 | 0 | 0 | 55 |
| HUELVA | 4 | 2 | 3 | 10 | 15 | 1 | 0 | 0 | 35 |
| JAÉN | 2 | 0 | 2 | 6 | 23 | 0 | 1 | 0 | 34 |
| MÁLAGA | 6 | 22 | 25 | 64 | 51 | 6 | 0 | 0 | 174 |
| SEVILLA | 36 | 4 | 35 | 88 | 184 | 2 | 3 | 0 | 352 |
| ARAGÓN | 13 | 20 | 15 | 41 | 3 | 0 | 0 | 0 | 92 |
| HUESCA | 2 | 0 | 7 | 3 | 2 | 0 | 0 | 0 | 14 |
| TERUEL | 2 | 2 | 0 | 2 | 0 | 0 | 0 | 0 | 6 |
| ZARAGOZA | 9 | 18 | 8 | 36 | 1 | 0 | 0 | 0 | 72 |
| ASTURIAS | 5 | 4 | 19 | 9 | 12 | 2 | 0 | 0 | 51 |
| ILLES BALEARS | 11 | 18 | 20 | 11 | 6 | 0 | 0 | 0 | 66 |
| CANARIAS | 18 | 70 | 77 | 74 | 154 | 3 | 0 | 0 | 396 |
| LAS PALMAS | 15 | 22 | 31 | 36 | 100 | 2 | 0 | 0 | 206 |
| S.C. TENERIFE | 3 | 48 | 46 | 38 | 54 | 1 | 0 | 0 | 190 |
| CANTABRIA | 3 | 2 | 13 | 23 | 9 | 0 | 0 | 0 | 50 |
| CASTILLA Y LEÓN | 10 | 13 | 25 | 51 | 16 | 1 | 0 | 0 | 116 |
| ÁVILA | 1 | 1 | 3 | 5 | 0 | 0 | 0 | 0 | 10 |
| BURGOS | 0 | 3 | 5 | 10 | 9 | 0 | 0 | 0 | 27 |
| LEÓN | 0 | 2 | 1 | 14 | 3 | 0 | 0 | 0 | 20 |
| PALENCIA | 0 | 1 | 4 | 1 | 0 | 0 | 0 | 0 | 6 |
| SALAMANCA | 4 | 0 | 2 | 6 | 1 | 1 | 0 | 0 | 14 |
| SEGOVIA | 1 | 2 | 3 | 4 | 0 | 0 | 0 | 0 | 10 |
| SORIA | 0 | 2 | 0 | 1 | 0 | 0 | 0 | 0 | 3 |
| VALLADOLID | 0 | 1 | 3 | 6 | 0 | 0 | 0 | 0 | 10 |
| ZAMORA | 4 | 1 | 4 | 4 | 3 | 0 | 0 | 0 | 16 |
| CASTILLA-LA MANCHA | 5 | 25 | 38 | 75 | 10 | 5 | 0 | 0 | 158 |
| ALBACETE | 3 | 6 | 12 | 17 | 5 | 2 | 0 | 0 | 45 |
| CIUDAD REAL | 0 | 5 | 3 | 15 | 1 | 0 | 0 | 0 | 24 |
| CUENCA | 0 | 1 | 5 | 6 | 1 | 0 | 0 | 0 | 13 |
| GUADALAJARA | 0 | 2 | 4 | 3 | 0 | 1 | 0 | 0 | 10 |
| TOLEDO | 2 | 11 | 14 | 34 | 3 | 2 | 0 | 0 | 66 |

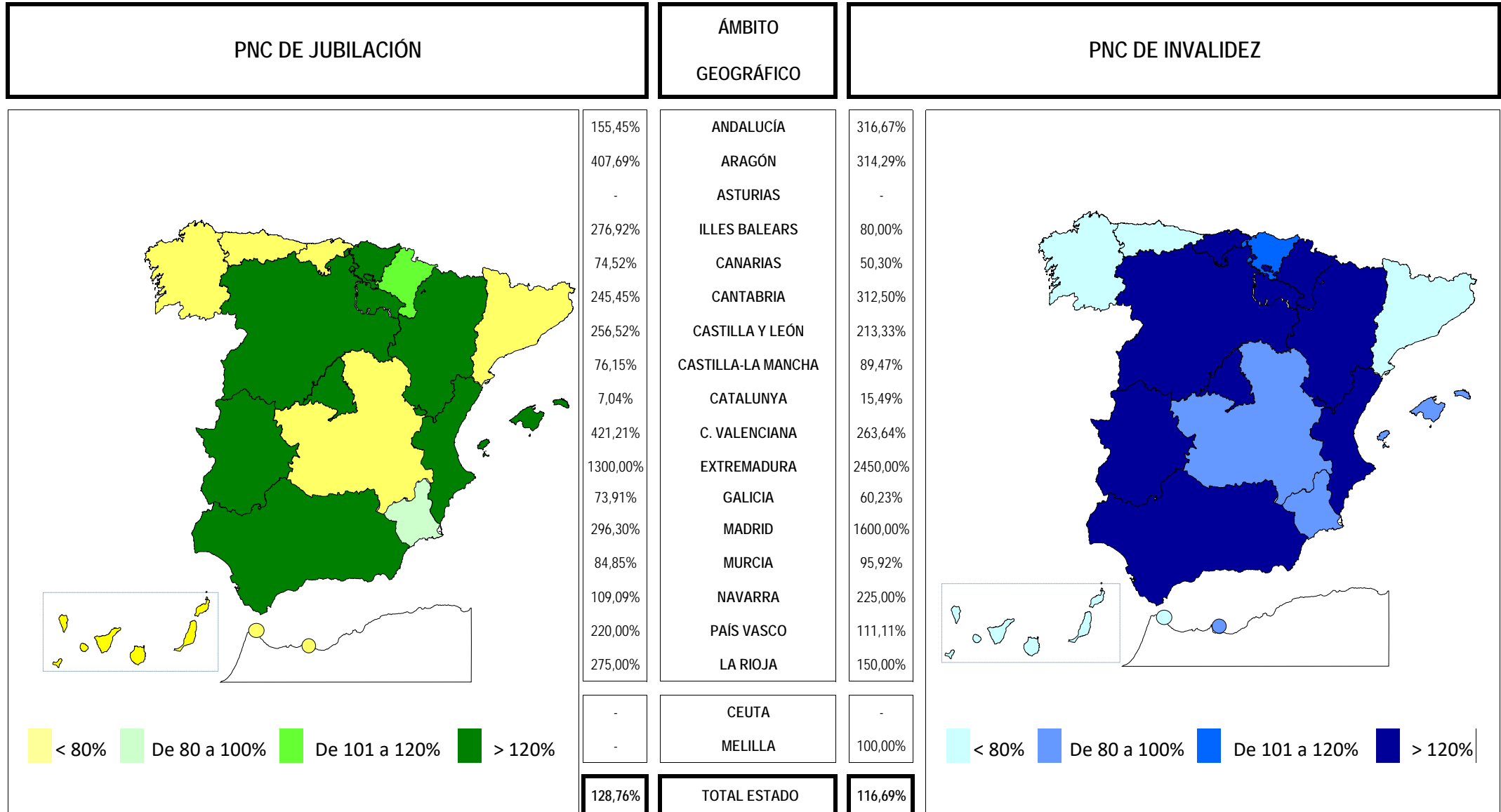
(Continúa al dorso)

| CC.AA. Y/O PROVINCIAS | EDAD | RESIDENCIA LEGAL | RECURSOS ECONÓMICOS | | GRADO DISCAPACIDAD ENF. CRÓNICA | PRESTACIÓN INCOMPATIBLE | SOLICITAR SIN PASAR DOS AÑOS | SIN DESGLASAR | TOTAL CAUSAS DE DENECCIÓN |
|-----------------------------|------------|---------------------|------------------------|--------------|---------------------------------------|----------------------------|------------------------------------|------------------|---------------------------------|
| | | | PERSONALES | U.E.C. | | | | | |
| | | | CATALUNYA | 14 | | | | | |
| BARCELONA | 11 | 36 | 40 | 75 | 28 | 59 | 0 | 0 | 249 |
| GIRONA | 1 | 6 | 7 | 3 | 1 | 10 | 0 | 0 | 28 |
| LLEIDA | 1 | 3 | 3 | 5 | 0 | 5 | 0 | 0 | 17 |
| TARRAGONA | 1 | 7 | 5 | 16 | 1 | 20 | 0 | 0 | 50 |
| COMUNIDAD VALENCIANA | 10 | 31 | 63 | 243 | 66 | 5 | 0 | 0 | 418 |
| ALICANTE | 6 | 10 | 30 | 127 | 44 | 2 | 0 | 0 | 219 |
| CASTELLÓN | 0 | 3 | 8 | 10 | 17 | 1 | 0 | 0 | 39 |
| VALENCIA | 4 | 18 | 25 | 106 | 5 | 2 | 0 | 0 | 160 |
| EXTREMADURA | 9 | 4 | 19 | 32 | 18 | 0 | 0 | 0 | 82 |
| BADAJOS | 7 | 3 | 12 | 23 | 17 | 0 | 0 | 0 | 62 |
| CÁCERES | 2 | 1 | 7 | 9 | 1 | 0 | 0 | 0 | 20 |
| GALICIA | 12 | 10 | 20 | 97 | 125 | 1 | 0 | 0 | 265 |
| A CORUÑA | 6 | 9 | 16 | 37 | 43 | 0 | 0 | 0 | 111 |
| LUGO | 4 | 0 | 1 | 8 | 10 | 0 | 0 | 0 | 23 |
| OURENSE | 2 | 1 | 2 | 10 | 14 | 1 | 0 | 0 | 30 |
| PONTEVEDRA | 0 | 0 | 1 | 42 | 58 | 0 | 0 | 0 | 101 |
| MADRID | 25 | 81 | 85 | 175 | 13 | 1 | 0 | 0 | 380 |
| MURCIA | 7 | 23 | 27 | 63 | 67 | 3 | 0 | 0 | 190 |
| NAVARRA | 1 | 10 | 4 | 12 | 2 | 0 | 0 | 0 | 29 |
| PAÍS VASCO | 1 | 12 | 18 | 36 | 12 | 1 | 0 | 0 | 80 |
| ARABA/ÁLAVA | 0 | 2 | 0 | 0 | 0 | 0 | 0 | 0 | 2 |
| GIPUZKOA | 0 | 5 | 7 | 11 | 0 | 0 | 0 | 0 | 23 |
| BIZKAIA | 1 | 5 | 11 | 25 | 12 | 1 | 0 | 0 | 55 |
| LA RIOJA | 3 | 8 | 6 | 3 | 1 | 0 | 0 | 0 | 21 |
| CEUTA | 0 | 7 | 2 | 1 | 0 | 0 | 0 | 0 | 10 |
| MELILLA | 0 | 2 | 1 | 2 | 20 | 1 | 0 | 0 | 26 |
| TOTAL ESTADO | 209 | 449 | 604 | 1.290 | 869 | 136 | 5 | 0 | 3.562 |

1e Pnc de Jubilación e Invalidez: Coeficientes de la gestión mensual

PENSIONES NO CONTRIBUTIVAS DE LA SEGURIDAD SOCIAL DE JUBILACIÓN E INVALIDEZ

DISTRIBUCIÓN TERRITORIAL DEL COEFICIENTE DE COBERTURA. SITUACIÓN EN ABRIL DE 2020



Coefficiente de cobertura: Determina la relación existente entre el volumen de expedientes resueltos e iniciados durante el mes.

PENSIONES NO CONTRIBUTIVAS DE LA SEGURIDAD SOCIAL DE JUBILACIÓN E INVALIDEZ

DISTRIBUCIÓN TERRITORIAL DEL COEFICIENTE DE RECONOCIMIENTO. SITUACIÓN EN ABRIL DE 2020

PNC DE JUBILACIÓN

ÁMBITO GEOGRÁFICO

PNC DE INVALIDEZ



■ < 50%
 ■ De 50 a 60%
 ■ De 61 a 70%
 ■ > 70%

70,47%
81,13%
75,00%
73,61%
58,71%
62,96%
89,83%
69,88%
7,14%
53,24%
82,05%
80,00%
78,75%
71,43%
95,83%
93,94%
63,64%

ANDALUCÍA
ARAGÓN
ASTURIAS
ILLES BALEARS
CANARIAS
CANTABRIA
CASTILLA Y LEÓN
CASTILLA-LA MANCHA
CATALUNYA
C. VALENCIANA
EXTREMADURA
GALICIA
MADRID
MURCIA
NAVARRA
PAÍS VASCO
LA RIOJA

38,16%
100,00%
-
75,00%
84,52%
56,00%
90,63%
72,55%
-
74,14%
73,47%
88,68%
87,50%
42,55%
100,00%
80,00%
66,67%

-
-

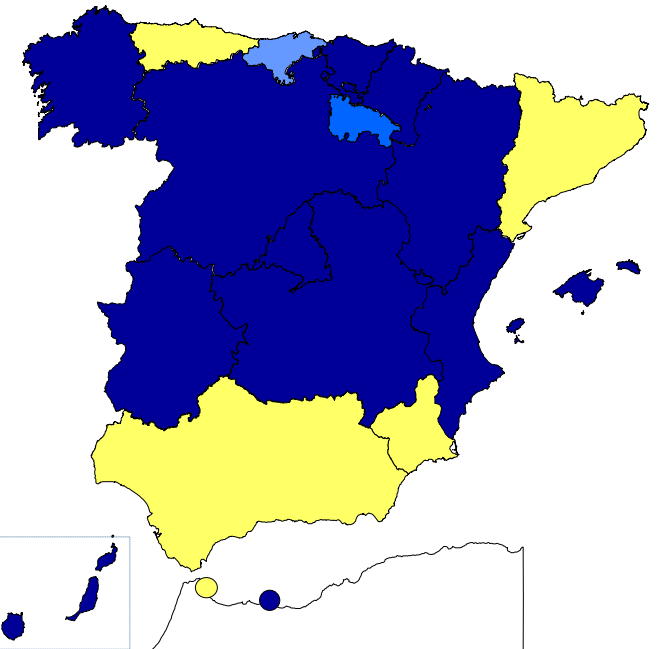
CEUTA
MELILLA

-
100,00%

69,00%

TOTAL ESTADO

60,07%



■ < 50%
 ■ De 50 a 60%
 ■ De 61 a 70%
 ■ > 70%

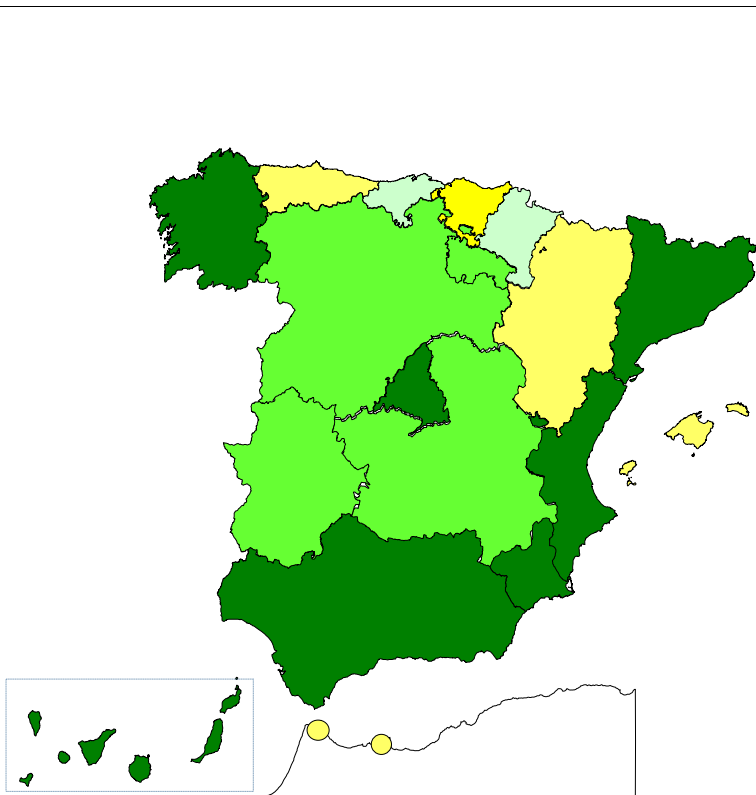
PENSIONES NO CONTRIBUTIVAS DE LA SEGURIDAD SOCIAL DE JUBILACIÓN E INVALIDEZ

DISTRIBUCIÓN TERRITORIAL DEL COEFICIENTE DE GESTIÓN EN DÍAS. SITUACIÓN EN ABRIL DE 2020

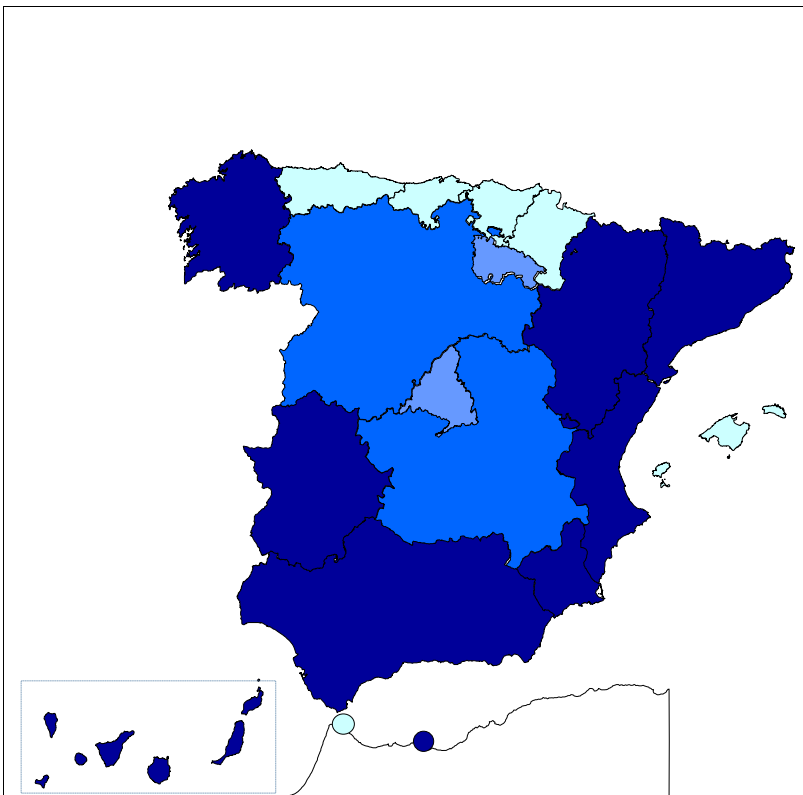
PNC DE JUBILACIÓN

ÁMBITO GEOGRÁFICO

PNC DE INVALIDEZ



| | | |
|-----|--------------------|-----|
| 291 | ANDALUCÍA | 379 |
| 24 | ARAGÓN | 49 |
| - | ASTURIAS | - |
| 27 | ILLES BALEARS | 25 |
| 500 | CANARIAS | 906 |
| 38 | CANTABRIA | 57 |
| 61 | CASTILLA Y LEÓN | 110 |
| 88 | CASTILLA-LA MANCHA | 114 |
| 194 | CATALUNYA | 211 |
| 256 | C. VALENCIANA | 307 |
| 61 | EXTREMADURA | 158 |
| 134 | GALICIA | 188 |
| 92 | MADRID | 84 |
| 205 | MURCIA | 283 |
| 37 | NAVARRA | 0 |
| 17 | PAÍS VASCO | 33 |
| 65 | LA RIOJA | 71 |



| | | |
|---|---------|-----|
| - | CEUTA | - |
| - | MELILLA | 129 |

■ < 30
 ■ De 30 a 60
 ■ De 61 a 90
 ■ > 90

■ < 60
 ■ De 60 a 90
 ■ De 91 a 120
 ■ > 120

| | | |
|-----|--------------|-----|
| 189 | TOTAL ESTADO | 277 |
|-----|--------------|-----|

Coefficiente de gestión: Coeficiente expresado en días; su valor indica a cuántos días de entrada media de expedientes equivale el número de los que se encuentran en gestión al finalizar el mes.

1f Reclamaciones previas: datos de la gestión mensual y anual

PENSIONES NO CONTRIBUTIVAS DE LA SEGURIDAD SOCIAL : JUBILACIÓN E INVALIDEZ
RECLAMACIÓN PREVIA A LA VÍA JURISDICCIONAL SOCIAL: DATOS DEL MES DE ABRIL DE 2020

| CC.AA. Y/O PROVINCIAS | JUBILACIÓN | | | | | | INVALIDEZ | | | | | | TOTAL : JUBILACION MAS INVALIDEZ | | | | | |
|-----------------------------|------------|---------|-----------|---------|-------|---------|-----------|---------|-----------|---------|-------|---------|----------------------------------|---------|-----------|---------|-------|---------|
| | PENDTE. | RECLAM. | RESUELTAS | | | RECLAM. | PENDTE. | RECLAM. | RESUELTAS | | | RECLAM. | PENDTE. | RECLAM. | RESUELTAS | | | RECLAM. |
| | ANT. | PRSEN. | ESTIM. | DESEST. | TOTAL | PENDTE. | ANT. | PRSEN. | ESTIM. | DESEST. | TOTAL | PENDTE. | ANT. | PRSEN. | ESTIM. | DESEST. | TOTAL | PENDTE. |
| ANDALUCÍA | 253 | 2 | 5 | 14 | 19 | 236 | 258 | 1 | 5 | 18 | 23 | 236 | 511 | 3 | 10 | 32 | 42 | 472 |
| ALMERÍA | 2 | 0 | 0 | 0 | 0 | 2 | 0 | 0 | 0 | 0 | 0 | 0 | 2 | 0 | 0 | 0 | 0 | 2 |
| CÁDIZ | 3 | 1 | 1 | 0 | 1 | 3 | 5 | 1 | 1 | 2 | 3 | 3 | 8 | 2 | 2 | 2 | 4 | 6 |
| CÓRDOBA | 5 | 1 | 0 | 1 | 1 | 5 | 4 | 0 | 0 | 0 | 0 | 4 | 9 | 1 | 0 | 1 | 1 | 9 |
| GRANADA | 0 | 0 | 0 | 0 | 0 | 0 | 4 | 0 | 0 | 0 | 0 | 4 | 4 | 0 | 0 | 0 | 0 | 4 |
| HUELVA | 4 | 0 | 1 | 0 | 1 | 3 | 2 | 0 | 0 | 0 | 0 | 2 | 6 | 0 | 1 | 0 | 1 | 5 |
| JAÉN | 2 | 0 | 0 | 0 | 0 | 2 | 10 | 0 | 0 | 0 | 0 | 10 | 12 | 0 | 0 | 0 | 0 | 12 |
| MÁLAGA | 113 | 0 | 0 | 0 | 0 | 113 | 72 | 0 | 0 | 1 | 1 | 71 | 185 | 0 | 0 | 1 | 1 | 184 |
| SEVILLA | 124 | 0 | 3 | 13 | 16 | 108 | 161 | 0 | 4 | 15 | 19 | 142 | 285 | 0 | 7 | 28 | 35 | 250 |
| ARAGÓN | 10 | 0 | 0 | 0 | 0 | 10 | 0 | 0 | 0 | 0 | 0 | 0 | 10 | 0 | 0 | 0 | 0 | 10 |
| HUESCA | 0 | 0 | 0 | 0 | 0 | 0 | 0 | 0 | 0 | 0 | 0 | 0 | 0 | 0 | 0 | 0 | 0 | 0 |
| TERUEL | 0 | 0 | 0 | 0 | 0 | 0 | 0 | 0 | 0 | 0 | 0 | 0 | 0 | 0 | 0 | 0 | 0 | 0 |
| ZARAGOZA | 10 | 0 | 0 | 0 | 0 | 10 | 0 | 0 | 0 | 0 | 0 | 0 | 10 | 0 | 0 | 0 | 0 | 10 |
| ASTURIAS | 35 | 0 | 0 | 0 | 0 | 35 | 23 | 0 | 0 | 0 | 0 | 23 | 58 | 0 | 0 | 0 | 0 | 58 |
| ILLES BALEARS | 7 | 2 | 1 | 7 | 8 | 1 | 2 | 2 | 2 | 1 | 3 | 1 | 9 | 4 | 3 | 8 | 11 | 2 |
| CANARIAS | 54 | 1 | 0 | 0 | 0 | 55 | 132 | 1 | 0 | 0 | 0 | 133 | 186 | 2 | 0 | 0 | 0 | 188 |
| LAS PALMAS | 53 | 0 | 0 | 0 | 0 | 53 | 120 | 0 | 0 | 0 | 0 | 120 | 173 | 0 | 0 | 0 | 0 | 173 |
| S.C. TENERIFE | 1 | 1 | 0 | 0 | 0 | 2 | 12 | 1 | 0 | 0 | 0 | 13 | 13 | 2 | 0 | 0 | 0 | 15 |
| CANTABRIA | 20 | 0 | 0 | 0 | 0 | 20 | 21 | 0 | 0 | 0 | 0 | 21 | 41 | 0 | 0 | 0 | 0 | 41 |
| CASTILLA Y LEÓN | 13 | 2 | 1 | 0 | 1 | 14 | 22 | 1 | 1 | 1 | 2 | 21 | 35 | 3 | 2 | 1 | 3 | 35 |
| ÁVILA | 0 | 0 | 0 | 0 | 0 | 0 | 1 | 0 | 1 | 0 | 1 | 0 | 1 | 0 | 1 | 0 | 1 | 0 |
| BURGOS | 1 | 0 | 0 | 0 | 0 | 1 | 1 | 0 | 0 | 0 | 0 | 1 | 2 | 0 | 0 | 0 | 0 | 2 |
| LEÓN | 9 | 0 | 0 | 0 | 0 | 9 | 15 | 0 | 0 | 0 | 0 | 15 | 24 | 0 | 0 | 0 | 0 | 24 |
| PALENCIA | 0 | 0 | 0 | 0 | 0 | 0 | 1 | 1 | 0 | 1 | 1 | 1 | 1 | 1 | 0 | 1 | 1 | 1 |
| SALAMANCA | 1 | 0 | 0 | 0 | 0 | 1 | 2 | 0 | 0 | 0 | 0 | 2 | 3 | 0 | 0 | 0 | 0 | 3 |
| SEGOVIA | 1 | 0 | 0 | 0 | 0 | 1 | 1 | 0 | 0 | 0 | 0 | 1 | 2 | 0 | 0 | 0 | 0 | 2 |
| SORIA | 0 | 0 | 0 | 0 | 0 | 0 | 0 | 0 | 0 | 0 | 0 | 0 | 0 | 0 | 0 | 0 | 0 | 0 |
| VALLADOLID | 0 | 1 | 0 | 0 | 0 | 1 | 1 | 0 | 0 | 0 | 0 | 1 | 1 | 1 | 0 | 0 | 0 | 2 |
| ZAMORA | 1 | 1 | 1 | 0 | 1 | 1 | 0 | 0 | 0 | 0 | 0 | 0 | 1 | 1 | 1 | 0 | 1 | 1 |
| CASTILLA-LA MANCHA | 14 | 4 | 2 | 4 | 6 | 12 | 16 | 3 | 4 | 1 | 5 | 14 | 30 | 7 | 6 | 5 | 11 | 26 |
| ALBACETE | 9 | 0 | 1 | 4 | 5 | 4 | 9 | 0 | 3 | 1 | 4 | 5 | 18 | 0 | 4 | 5 | 9 | 9 |
| CIUDAD REAL | 0 | 1 | 0 | 0 | 0 | 1 | 6 | 2 | 0 | 0 | 0 | 8 | 6 | 3 | 0 | 0 | 0 | 9 |
| CUENCA | 1 | 0 | 0 | 0 | 0 | 1 | 0 | 0 | 0 | 0 | 0 | 0 | 1 | 0 | 0 | 0 | 0 | 1 |
| GUADALAJARA | 0 | 2 | 0 | 0 | 0 | 2 | 1 | 1 | 1 | 0 | 1 | 1 | 1 | 3 | 1 | 0 | 1 | 3 |
| TOLEDO | 4 | 1 | 1 | 0 | 1 | 4 | 0 | 0 | 0 | 0 | 0 | 0 | 4 | 1 | 1 | 0 | 1 | 4 |

(Continúa al dorso)

| CC.AA. Y/O PROVINCIA | JUBILACIÓN | | | | | | INVALIDEZ | | | | | | TOTAL: JUBILACIÓN MAS INVALIDEZ | | | | | |
|----------------------------|------------|---------|-----------|---------|-------|---------|-----------|---------|-----------|---------|-------|---------|---------------------------------|---------|-----------|---------|-------|---------|
| | PENDTE. | RECLAM. | RESUELTAS | | | RECLAM. | PENDTE. | RECLAM. | RESUELTAS | | | RECLAM. | PENDTE. | RECLAM. | RESUELTAS | | | RECLAM. |
| | ANT. | PRSEN. | ESTIM. | DESEST. | TOTAL | PENDTE. | ANT. | PRSEN. | ESTIM. | DESEST. | TOTAL | PENDTE. | ANT. | PRSEN. | ESTIM. | DESEST. | TOTAL | PENDTE. |
| CATALUNYA | 102 | 28 | 0 | 0 | 0 | 130 | 174 | 40 | 0 | 0 | 0 | 214 | 276 | 68 | 0 | 0 | 0 | 344 |
| BARCELONA | 75 | 19 | 0 | 0 | 0 | 94 | 122 | 31 | 0 | 0 | 0 | 153 | 197 | 50 | 0 | 0 | 0 | 247 |
| GIRONA | 8 | 3 | 0 | 0 | 0 | 11 | 17 | 6 | 0 | 0 | 0 | 23 | 25 | 9 | 0 | 0 | 0 | 34 |
| LLEIDA | 6 | 4 | 0 | 0 | 0 | 10 | 8 | 1 | 0 | 0 | 0 | 9 | 14 | 5 | 0 | 0 | 0 | 19 |
| TARRAGONA | 13 | 2 | 0 | 0 | 0 | 15 | 27 | 2 | 0 | 0 | 0 | 29 | 40 | 4 | 0 | 0 | 0 | 44 |
| COMUNIDAD VALENCIANA | 17 | 2 | 0 | 1 | 1 | 18 | 32 | 3 | 0 | 2 | 2 | 33 | 49 | 5 | 0 | 3 | 3 | 51 |
| ALICANTE | 7 | 1 | 0 | 0 | 0 | 8 | 27 | 1 | 0 | 0 | 0 | 28 | 34 | 2 | 0 | 0 | 0 | 36 |
| CASTELLÓN | 0 | 0 | 0 | 0 | 0 | 0 | 0 | 1 | 0 | 1 | 1 | 0 | 0 | 1 | 0 | 1 | 1 | 0 |
| VALENCIA | 10 | 1 | 0 | 1 | 1 | 10 | 5 | 1 | 0 | 1 | 1 | 5 | 15 | 2 | 0 | 2 | 2 | 15 |
| EXTREMADURA | 25 | 2 | 0 | 0 | 0 | 27 | 33 | 1 | 0 | 0 | 0 | 34 | 58 | 3 | 0 | 0 | 0 | 61 |
| BADAJOS | 22 | 2 | 0 | 0 | 0 | 24 | 24 | 1 | 0 | 0 | 0 | 25 | 46 | 3 | 0 | 0 | 0 | 49 |
| CÁCERES | 3 | 0 | 0 | 0 | 0 | 3 | 9 | 0 | 0 | 0 | 0 | 9 | 12 | 0 | 0 | 0 | 0 | 12 |
| GALICIA | 101 | 2 | 2 | 2 | 4 | 99 | 335 | 3 | 2 | 3 | 5 | 333 | 436 | 5 | 4 | 5 | 9 | 432 |
| A CORUÑA | 73 | 2 | 1 | 1 | 2 | 73 | 324 | 2 | 1 | 0 | 1 | 325 | 397 | 4 | 2 | 1 | 3 | 398 |
| LUGO | 3 | 0 | 0 | 1 | 1 | 2 | 3 | 1 | 0 | 3 | 3 | 1 | 6 | 1 | 0 | 4 | 4 | 3 |
| OURENSE | 0 | 0 | 0 | 0 | 0 | 0 | 0 | 0 | 0 | 0 | 0 | 0 | 0 | 0 | 0 | 0 | 0 | 0 |
| PONTEVEDRA | 25 | 0 | 1 | 0 | 1 | 24 | 8 | 0 | 1 | 0 | 1 | 7 | 33 | 0 | 2 | 0 | 2 | 31 |
| MADRID | 27 | 6 | 4 | 1 | 5 | 28 | 28 | 2 | 2 | 0 | 2 | 28 | 55 | 8 | 6 | 1 | 7 | 56 |
| MURCIA | 19 | 0 | 0 | 0 | 0 | 19 | 38 | 5 | 0 | 1 | 1 | 42 | 57 | 5 | 0 | 1 | 1 | 61 |
| NAVARRA | 3 | 0 | 0 | 0 | 0 | 3 | 0 | 0 | 0 | 0 | 0 | 0 | 3 | 0 | 0 | 0 | 0 | 3 |
| PAÍS VASCO | 15 | 0 | 0 | 0 | 0 | 15 | 12 | 0 | 0 | 0 | 0 | 12 | 27 | 0 | 0 | 0 | 0 | 27 |
| ARABA/ÁLAVA | 0 | 0 | 0 | 0 | 0 | 0 | 0 | 0 | 0 | 0 | 0 | 0 | 0 | 0 | 0 | 0 | 0 | 0 |
| GIPUZKOA | 0 | 0 | 0 | 0 | 0 | 0 | 0 | 0 | 0 | 0 | 0 | 0 | 0 | 0 | 0 | 0 | 0 | 0 |
| BIZKAIA | 15 | 0 | 0 | 0 | 0 | 15 | 12 | 0 | 0 | 0 | 0 | 12 | 27 | 0 | 0 | 0 | 0 | 27 |
| LA RIOJA | 1 | 0 | 0 | 1 | 1 | 0 | 0 | 0 | 0 | 0 | 0 | 0 | 1 | 0 | 0 | 1 | 1 | 0 |
| CEUTA | 0 | 0 | 0 | 0 | 0 | 0 | 0 | 0 | 0 | 0 | 0 | 0 | 0 | 0 | 0 | 0 | 0 | 0 |
| MELILLA | 0 | 1 | 0 | 1 | 1 | 0 | 2 | 1 | 1 | 0 | 1 | 2 | 2 | 2 | 1 | 1 | 2 | 2 |

| | | | | | | | | | | | | | | | | | | |
|--------------|-----|----|----|----|----|-----|-------|----|----|----|----|-------|-------|-----|----|----|----|-------|
| TOTAL ESTADO | 716 | 52 | 15 | 31 | 46 | 722 | 1.128 | 63 | 17 | 27 | 44 | 1.147 | 1.844 | 115 | 32 | 58 | 90 | 1.869 |
|--------------|-----|----|----|----|----|-----|-------|----|----|----|----|-------|-------|-----|----|----|----|-------|

PENSIONES NO CONTRIBUTIVAS DE LA SEGURIDAD SOCIAL : JUBILACIÓN E INVALIDEZ
RECLAMACIÓN PREVIA A LA VÍA JURISDICCIONAL SOCIAL: DATOS ACUMULADOS DEL AÑO 2020 HASTA ABRIL

| CC.AA. Y/O PROVINCIAS | JUBILACIÓN | | | | | | INVALIDEZ | | | | | | TOTAL: JUBILACIÓN MAS INVALIDEZ | | | | | |
|-----------------------------|-----------------|-------------------|-----------|---------|-------|--------------------|-----------------|-------------------|-----------|---------|-------|--------------------|---------------------------------|-------------------|-----------|---------|-------|--------------------|
| | PENDTE. ANT. | RECLAM. PRSEN. | RESUELTAS | | | RECLAM. PENDTE. | PENDTE. ANT. | RECLAM. PRSEN. | RESUELTAS | | | RECLAM. PENDTE. | PENDTE. ANT. | RECLAM. PRSEN. | RESUELTAS | | | RECLAM. PENDTE. |
| | | | ESTIM. | DESEST. | TOTAL | | | | ESTIM. | DESEST. | TOTAL | | | | ESTIM. | DESEST. | TOTAL | |
| ANDALUCÍA | 255 | 61 | 19 | 61 | 80 | 236 | 266 | 88 | 26 | 92 | 118 | 236 | 521 | 149 | 45 | 153 | 198 | 472 |
| ALMERÍA | 1 | 7 | 1 | 5 | 6 | 2 | 1 | 4 | 2 | 3 | 5 | 0 | 2 | 11 | 3 | 8 | 11 | 2 |
| CÁDIZ | 1 | 9 | 1 | 6 | 7 | 3 | 0 | 28 | 6 | 19 | 25 | 3 | 1 | 37 | 7 | 25 | 32 | 6 |
| CÓRDOBA | 1 | 5 | 0 | 1 | 1 | 5 | 8 | 7 | 2 | 9 | 11 | 4 | 9 | 12 | 2 | 10 | 12 | 9 |
| GRANADA | 0 | 7 | 3 | 4 | 7 | 0 | 4 | 7 | 2 | 5 | 7 | 4 | 4 | 14 | 5 | 9 | 14 | 4 |
| HUELVA | 0 | 5 | 1 | 1 | 2 | 3 | 4 | 2 | 1 | 3 | 4 | 2 | 4 | 7 | 2 | 4 | 6 | 5 |
| JAÉN | 3 | 3 | 1 | 3 | 4 | 2 | 4 | 6 | 0 | 0 | 0 | 10 | 7 | 9 | 1 | 3 | 4 | 12 |
| MÁLAGA | 112 | 11 | 4 | 6 | 10 | 113 | 76 | 4 | 4 | 5 | 9 | 71 | 188 | 15 | 8 | 11 | 19 | 184 |
| SEVILLA | 137 | 14 | 8 | 35 | 43 | 108 | 169 | 30 | 9 | 48 | 57 | 142 | 306 | 44 | 17 | 83 | 100 | 250 |
| ARAGÓN | 7 | 18 | 3 | 12 | 15 | 10 | 1 | 3 | 0 | 4 | 4 | 0 | 8 | 21 | 3 | 16 | 19 | 10 |
| HUESCA | 0 | 1 | 0 | 1 | 1 | 0 | 0 | 0 | 0 | 0 | 0 | 0 | 0 | 1 | 0 | 1 | 1 | 0 |
| TERUEL | 0 | 0 | 0 | 0 | 0 | 0 | 0 | 0 | 0 | 0 | 0 | 0 | 0 | 0 | 0 | 0 | 0 | 0 |
| ZARAGOZA | 7 | 17 | 3 | 11 | 14 | 10 | 1 | 3 | 0 | 4 | 4 | 0 | 8 | 20 | 3 | 15 | 18 | 10 |
| ASTURIAS | 35 | 2 | 2 | 0 | 2 | 35 | 25 | 4 | 4 | 2 | 6 | 23 | 60 | 6 | 6 | 2 | 8 | 58 |
| ILLES BALEARS | 4 | 31 | 6 | 28 | 34 | 1 | 7 | 20 | 9 | 17 | 26 | 1 | 11 | 51 | 15 | 45 | 60 | 2 |
| CANARIAS | 63 | 35 | 15 | 28 | 43 | 55 | 136 | 27 | 8 | 22 | 30 | 133 | 199 | 62 | 23 | 50 | 73 | 188 |
| LAS PALMAS | 58 | 9 | 4 | 10 | 14 | 53 | 126 | 12 | 7 | 11 | 18 | 120 | 184 | 21 | 11 | 21 | 32 | 173 |
| S.C. TENERIFE | 5 | 26 | 11 | 18 | 29 | 2 | 10 | 15 | 1 | 11 | 12 | 13 | 15 | 41 | 12 | 29 | 41 | 15 |
| CANTABRIA | 12 | 8 | 0 | 0 | 0 | 20 | 16 | 8 | 0 | 3 | 3 | 21 | 28 | 16 | 0 | 3 | 3 | 41 |
| CASTILLA Y LEÓN | 13 | 42 | 5 | 36 | 41 | 14 | 22 | 18 | 7 | 12 | 19 | 21 | 35 | 60 | 12 | 48 | 60 | 35 |
| ÁVILA | 1 | 1 | 1 | 1 | 2 | 0 | 1 | 0 | 1 | 0 | 1 | 0 | 2 | 1 | 2 | 1 | 3 | 0 |
| BURGOS | 1 | 1 | 1 | 0 | 1 | 1 | 2 | 1 | 1 | 1 | 2 | 1 | 3 | 2 | 2 | 1 | 3 | 2 |
| LEÓN | 8 | 5 | 1 | 3 | 4 | 9 | 16 | 4 | 1 | 4 | 5 | 15 | 24 | 9 | 2 | 7 | 9 | 24 |
| PALENCIA | 0 | 0 | 0 | 0 | 0 | 0 | 0 | 2 | 0 | 1 | 1 | 1 | 0 | 2 | 0 | 1 | 1 | 1 |
| SALAMANCA | 0 | 31 | 0 | 30 | 30 | 1 | 0 | 4 | 0 | 2 | 2 | 2 | 0 | 35 | 0 | 32 | 32 | 3 |
| SEGOVIA | 2 | 0 | 0 | 1 | 1 | 1 | 1 | 1 | 0 | 1 | 1 | 1 | 3 | 1 | 0 | 2 | 2 | 2 |
| SORIA | 0 | 0 | 0 | 0 | 0 | 0 | 0 | 0 | 0 | 0 | 0 | 0 | 0 | 0 | 0 | 0 | 0 | 0 |
| VALLADOLID | 0 | 1 | 0 | 0 | 0 | 1 | 2 | 3 | 2 | 2 | 4 | 1 | 2 | 4 | 2 | 2 | 4 | 2 |
| ZAMORA | 1 | 3 | 2 | 1 | 3 | 1 | 0 | 3 | 2 | 1 | 3 | 0 | 1 | 6 | 4 | 2 | 6 | 1 |
| CASTILLA-LA MANCHA | 9 | 30 | 11 | 16 | 27 | 12 | 15 | 33 | 13 | 21 | 34 | 14 | 24 | 63 | 24 | 37 | 61 | 26 |
| ALBACETE | 0 | 17 | 6 | 7 | 13 | 4 | 8 | 7 | 7 | 3 | 10 | 5 | 8 | 24 | 13 | 10 | 23 | 9 |
| CIUDAD REAL | 4 | 6 | 2 | 7 | 9 | 1 | 5 | 9 | 0 | 6 | 6 | 8 | 9 | 15 | 2 | 13 | 15 | 9 |
| CUENCA | 1 | 1 | 0 | 1 | 1 | 1 | 0 | 10 | 4 | 6 | 10 | 0 | 1 | 11 | 4 | 7 | 11 | 1 |
| GUADALAJARA | 0 | 2 | 0 | 0 | 0 | 2 | 2 | 3 | 2 | 2 | 4 | 1 | 2 | 5 | 2 | 2 | 4 | 3 |
| TOLEDO | 4 | 4 | 3 | 1 | 4 | 4 | 0 | 4 | 0 | 4 | 4 | 0 | 4 | 8 | 3 | 5 | 8 | 4 |

(Continúa al dorso)

| CC.AA. Y/O PROVINCIAS | JUBILACIÓN | | | | | | INVALIDEZ | | | | | | TOTAL: JUBILACIÓN MAS INVALIDEZ | | | | | |
|-----------------------------|-----------------|-------------------|-----------|---------|-------|--------------------|-----------------|-------------------|-----------|---------|-------|--------------------|---------------------------------|-------------------|-----------|---------|-------|--------------------|
| | PENDTE. ANT. | RECLAM. PRSEN. | RESUELTAS | | | RECLAM. PENDTE. | PENDTE. ANT. | RECLAM. PRSEN. | RESUELTAS | | | RECLAM. PENDTE. | PENDTE. ANT. | RECLAM. PRSEN. | RESUELTAS | | | RECLAM. PENDTE. |
| | | | ESTIM. | DESEST. | TOTAL | | | | ESTIM. | DESEST. | TOTAL | | | | ESTIM. | DESEST. | TOTAL | |
| CATALUNYA | 154 | 109 | 89 | 44 | 133 | 130 | 213 | 158 | 107 | 50 | 157 | 214 | 367 | 267 | 196 | 94 | 290 | 344 |
| BARCELONA | 114 | 74 | 63 | 31 | 94 | 94 | 155 | 110 | 76 | 36 | 112 | 153 | 269 | 184 | 139 | 67 | 206 | 247 |
| GIRONA | 12 | 13 | 9 | 5 | 14 | 11 | 20 | 20 | 13 | 4 | 17 | 23 | 32 | 33 | 22 | 9 | 31 | 34 |
| LLEIDA | 8 | 10 | 8 | 0 | 8 | 10 | 9 | 5 | 2 | 3 | 5 | 9 | 17 | 15 | 10 | 3 | 13 | 19 |
| TARRAGONA | 20 | 12 | 9 | 8 | 17 | 15 | 29 | 23 | 16 | 7 | 23 | 29 | 49 | 35 | 25 | 15 | 40 | 44 |
| COMUNIDAD VALENCIANA | 32 | 39 | 12 | 41 | 53 | 18 | 46 | 32 | 9 | 36 | 45 | 33 | 78 | 71 | 21 | 77 | 98 | 51 |
| ALICANTE | 19 | 15 | 8 | 18 | 26 | 8 | 25 | 10 | 2 | 5 | 7 | 28 | 44 | 25 | 10 | 23 | 33 | 36 |
| CASTELLÓN | 0 | 2 | 0 | 2 | 2 | 0 | 0 | 5 | 0 | 5 | 5 | 0 | 0 | 7 | 0 | 7 | 7 | 0 |
| VALENCIA | 13 | 22 | 4 | 21 | 25 | 10 | 21 | 17 | 7 | 26 | 33 | 5 | 34 | 39 | 11 | 47 | 58 | 15 |
| EXTREMADURA | 14 | 15 | 2 | 0 | 2 | 27 | 21 | 16 | 3 | 0 | 3 | 34 | 35 | 31 | 5 | 0 | 5 | 61 |
| BADAJOS | 10 | 15 | 1 | 0 | 1 | 24 | 14 | 12 | 1 | 0 | 1 | 25 | 24 | 27 | 2 | 0 | 2 | 49 |
| CÁCERES | 4 | 0 | 1 | 0 | 1 | 3 | 7 | 4 | 2 | 0 | 2 | 9 | 11 | 4 | 3 | 0 | 3 | 12 |
| GALICIA | 100 | 51 | 29 | 23 | 52 | 99 | 325 | 42 | 15 | 19 | 34 | 333 | 425 | 93 | 44 | 42 | 86 | 432 |
| A CORUÑA | 77 | 23 | 15 | 12 | 27 | 73 | 318 | 26 | 10 | 9 | 19 | 325 | 395 | 49 | 25 | 21 | 46 | 398 |
| LUGO | 3 | 7 | 1 | 7 | 8 | 2 | 2 | 5 | 0 | 6 | 6 | 1 | 5 | 12 | 1 | 13 | 14 | 3 |
| OURENSE | 0 | 2 | 0 | 2 | 2 | 0 | 0 | 2 | 0 | 2 | 2 | 0 | 0 | 4 | 0 | 4 | 4 | 0 |
| PONTEVEDRA | 20 | 19 | 13 | 2 | 15 | 24 | 5 | 9 | 5 | 2 | 7 | 7 | 25 | 28 | 18 | 4 | 22 | 31 |
| MADRID | 36 | 97 | 43 | 62 | 105 | 28 | 25 | 59 | 25 | 31 | 56 | 28 | 61 | 156 | 68 | 93 | 161 | 56 |
| MURCIA | 7 | 14 | 0 | 2 | 2 | 19 | 28 | 27 | 2 | 11 | 13 | 42 | 35 | 41 | 2 | 13 | 15 | 61 |
| NAVARRA | 16 | 2 | 1 | 14 | 15 | 3 | 1 | 0 | 0 | 1 | 1 | 0 | 17 | 2 | 1 | 15 | 16 | 3 |
| PAÍS VASCO | 17 | 18 | 13 | 7 | 20 | 15 | 11 | 4 | 0 | 3 | 3 | 12 | 28 | 22 | 13 | 10 | 23 | 27 |
| ARABA/ÁLAVA | 0 | 13 | 13 | 0 | 13 | 0 | 0 | 0 | 0 | 0 | 0 | 0 | 0 | 13 | 13 | 0 | 13 | 0 |
| GIPUZKOA(1) | 0 | 0 | 0 | 0 | 0 | 0 | 0 | 0 | 0 | 0 | 0 | 0 | 0 | 0 | 0 | 0 | 0 | 0 |
| BIZKAIA | 17 | 5 | 0 | 7 | 7 | 15 | 11 | 4 | 0 | 3 | 3 | 12 | 28 | 9 | 0 | 10 | 10 | 27 |
| LA RIOJA | 0 | 1 | 0 | 1 | 1 | 0 | 0 | 1 | 1 | 0 | 1 | 0 | 0 | 2 | 1 | 1 | 2 | 0 |
| CEUTA | 0 | 2 | 1 | 1 | 2 | 0 | 1 | 1 | 0 | 2 | 2 | 0 | 1 | 3 | 1 | 3 | 4 | 0 |
| MELILLA | 0 | 1 | 0 | 1 | 1 | 0 | 5 | 7 | 1 | 9 | 10 | 2 | 5 | 8 | 1 | 10 | 11 | 2 |

| | | | | | | | | | | | | | | | | | | |
|--------------|-----|-----|-----|-----|-----|-----|-------|-----|-----|-----|-----|-------|-------|-------|-----|-----|-------|-------|
| TOTAL ESTADO | 774 | 576 | 251 | 377 | 628 | 722 | 1.164 | 548 | 230 | 335 | 565 | 1.147 | 1.938 | 1.124 | 481 | 712 | 1.193 | 1.869 |
|--------------|-----|-----|-----|-----|-----|-----|-------|-----|-----|-----|-----|-------|-------|-------|-----|-----|-------|-------|

(1) Datos no facilitados.

1g Revisiones de oficio e instancia de parte: datos de la gestión mensual y anual

**PENSIÓN NO CONTRIBUTIVA DE JUBILACIÓN
REVISIONES DE OFICIO E INSTANCIA DE PARTE
DATOS DE GESTIÓN CORRESPONDIENTES AL MES DE ABRIL DE 2020**

| CC.AA. Y/O PROVINCIAS | ENTRADA REVISIONES | REVISIONES EFECTUADAS | | | | | CAUSAS DE EXTINCIÓN DEL DERECHO | | | | | |
|-----------------------------|-----------------------|-----------------------|------------|------------|------------|------------|---------------------------------|------------|-----------|---------------|----------|------------|
| | | Sin Modif. | Con Modif. | Suspensión | Extinción | TOTAL | Residencia | Personal | U.E.C. | Fallecimiento | Otras | TOTAL |
| | | Cuantía | Cuantía | Pago | Derecho | | | | | | | |
| ANDALUCÍA | 339 | 21 | 29 | 3 | 366 | 419 | 0 | 112 | 23 | 226 | 5 | 366 |
| ALMERÍA | 19 | 5 | 5 | 0 | 20 | 30 | 0 | 4 | 1 | 14 | 1 | 20 |
| CÁDIZ | 56 | 13 | 2 | 0 | 79 | 94 | 0 | 25 | 4 | 50 | 0 | 79 |
| CÓRDOBA | 26 | 1 | 1 | 0 | 24 | 26 | 0 | 14 | 1 | 9 | 0 | 24 |
| GRANADA | 25 | 0 | 3 | 1 | 28 | 32 | 0 | 8 | 1 | 18 | 1 | 28 |
| HUELVA | 21 | 0 | 4 | 0 | 17 | 21 | 0 | 6 | 1 | 10 | 0 | 17 |
| JAÉN | 29 | 0 | 4 | 0 | 26 | 30 | 0 | 10 | 2 | 14 | 0 | 26 |
| MÁLAGA | 78 | 2 | 4 | 2 | 71 | 79 | 0 | 20 | 3 | 46 | 2 | 71 |
| SEVILLA | 85 | 0 | 6 | 0 | 101 | 107 | 0 | 25 | 10 | 65 | 1 | 101 |
| ARAGÓN | 30 | 3 | 1 | 1 | 25 | 30 | 0 | 10 | 0 | 14 | 1 | 25 |
| HUESCA | 4 | 0 | 0 | 0 | 4 | 4 | 0 | 3 | 0 | 1 | 0 | 4 |
| TERUEL | 3 | 3 | 0 | 0 | 0 | 3 | 0 | 0 | 0 | 0 | 0 | 0 |
| ZARAGOZA | 23 | 0 | 1 | 1 | 21 | 23 | 0 | 7 | 0 | 13 | 1 | 21 |
| ASTURIAS | 41 | 0 | 0 | 0 | 41 | 41 | 0 | 0 | 0 | 33 | 8 | 41 |
| ILLES BALEARS | 56 | 24 | 8 | 0 | 22 | 54 | 0 | 5 | 0 | 14 | 3 | 22 |
| CANARIAS | 131 | 2 | 11 | 9 | 62 | 84 | 0 | 12 | 3 | 47 | 0 | 62 |
| LAS PALMAS | 31 | 2 | 8 | 7 | 8 | 25 | 0 | 7 | 1 | 0 | 0 | 8 |
| S.C. TENERIFE | 100 | 0 | 3 | 2 | 54 | 59 | 0 | 5 | 2 | 47 | 0 | 54 |
| CANTABRIA | 44 | 11 | 9 | 3 | 21 | 44 | 0 | 9 | 0 | 11 | 1 | 21 |
| CASTILLA Y LEÓN | 126 | 8 | 7 | 1 | 109 | 125 | 0 | 30 | 2 | 76 | 1 | 109 |
| ÁVILA | 14 | 0 | 0 | 0 | 8 | 8 | 0 | 1 | 0 | 7 | 0 | 8 |
| BURGOS | 3 | 0 | 0 | 0 | 3 | 3 | 0 | 0 | 0 | 2 | 1 | 3 |
| LEÓN | 13 | 2 | 1 | 0 | 10 | 13 | 0 | 4 | 0 | 6 | 0 | 10 |
| PALENCIA | 7 | 0 | 0 | 0 | 7 | 7 | 0 | 1 | 0 | 6 | 0 | 7 |
| SALAMANCA | 28 | 0 | 1 | 0 | 27 | 28 | 0 | 8 | 0 | 19 | 0 | 27 |
| SEGOVIA | 0 | 0 | 0 | 0 | 5 | 5 | 0 | 1 | 0 | 4 | 0 | 5 |
| SORIA | 9 | 0 | 0 | 0 | 9 | 9 | 0 | 4 | 1 | 4 | 0 | 9 |
| VALLADOLID | 40 | 2 | 4 | 0 | 34 | 40 | 0 | 11 | 1 | 22 | 0 | 34 |
| ZAMORA | 12 | 4 | 1 | 1 | 6 | 12 | 0 | 0 | 0 | 6 | 0 | 6 |
| CASTILLA-LA MANCHA | 167 | 28 | 32 | 3 | 113 | 176 | 0 | 30 | 6 | 76 | 1 | 113 |
| ALBACETE | 38 | 5 | 6 | 3 | 30 | 44 | 0 | 5 | 3 | 21 | 1 | 30 |
| CIUDAD REAL | 41 | 8 | 12 | 0 | 23 | 43 | 0 | 8 | 0 | 15 | 0 | 23 |
| CUENCA | 15 | 0 | 1 | 0 | 14 | 15 | 0 | 6 | 0 | 8 | 0 | 14 |
| GUADALAJARA | 6 | 0 | 1 | 0 | 3 | 4 | 0 | 2 | 0 | 1 | 0 | 3 |
| TOLEDO | 67 | 15 | 12 | 0 | 43 | 70 | 0 | 9 | 3 | 31 | 0 | 43 |

(Continúa al dorso)

| CC.AA. Y/O PROVINCIAS | ENTRADA REVISIONES | REVISIONES EFECTUADAS | | | | | CAUSAS DE EXTINCIÓN DEL DERECHO | | | | | |
|-----------------------------|-----------------------|-----------------------|------------|------------|--------------|--------------|---------------------------------|------------|-----------|---------------|-----------|--------------|
| | | Sin Modif. | Con Modif. | Suspensión | Extinción | TOTAL | Residencia | Personal | U.E.C. | Fallecimiento | Otras | TOTAL |
| | | Cuantía | Cuantía | Pago | Derecho | | | | | | | |
| CATALUNYA | 160 | 0 | 0 | 9 | 197 | 206 | 0 | 0 | 0 | 197 | 0 | 197 |
| BARCELONA | 122 | 0 | 0 | 8 | 160 | 168 | 0 | 0 | 0 | 160 | 0 | 160 |
| GIRONA | 15 | 0 | 0 | 0 | 10 | 10 | 0 | 0 | 0 | 10 | 0 | 10 |
| LLEIDA | 6 | 0 | 0 | 0 | 10 | 10 | 0 | 0 | 0 | 10 | 0 | 10 |
| TARRAGONA | 17 | 0 | 0 | 1 | 17 | 18 | 0 | 0 | 0 | 17 | 0 | 17 |
| COMUNIDAD VALENCIANA | 157 | 15 | 24 | 0 | 121 | 160 | 0 | 21 | 5 | 95 | 0 | 121 |
| ALICANTE | 46 | 0 | 6 | 0 | 40 | 46 | 0 | 16 | 0 | 24 | 0 | 40 |
| CASTELLÓN | 29 | 2 | 9 | 0 | 18 | 29 | 0 | 4 | 4 | 10 | 0 | 18 |
| VALENCIA | 82 | 13 | 9 | 0 | 63 | 85 | 0 | 1 | 1 | 61 | 0 | 63 |
| EXTREMADURA | 153 | 165 | 19 | 4 | 61 | 249 | 0 | 20 | 9 | 31 | 1 | 61 |
| BADAJOS | 109 | 134 | 14 | 4 | 43 | 195 | 0 | 16 | 7 | 19 | 1 | 43 |
| CÁCERES | 44 | 31 | 5 | 0 | 18 | 54 | 0 | 4 | 2 | 12 | 0 | 18 |
| GALICIA | 213 | 3 | 66 | 10 | 134 | 213 | 0 | 31 | 5 | 90 | 8 | 134 |
| A CORUÑA | 52 | 3 | 15 | 1 | 33 | 52 | 0 | 8 | 1 | 22 | 2 | 33 |
| LUGO | 25 | 0 | 7 | 0 | 18 | 25 | 0 | 0 | 0 | 12 | 6 | 18 |
| OURENSE | 27 | 0 | 2 | 0 | 25 | 27 | 0 | 8 | 1 | 16 | 0 | 25 |
| PONTEVEDRA | 109 | 0 | 42 | 9 | 58 | 109 | 0 | 15 | 3 | 40 | 0 | 58 |
| MADRID | 207 | 0 | 19 | 0 | 188 | 207 | 0 | 15 | 0 | 171 | 2 | 188 |
| MURCIA | 67 | 11 | 12 | 0 | 38 | 61 | 0 | 9 | 6 | 23 | 0 | 38 |
| NAVARRA | 21 | 0 | 1 | 0 | 20 | 21 | 0 | 4 | 2 | 14 | 0 | 20 |
| PAÍS VASCO | 9 | 1 | 0 | 2 | 9 | 12 | 0 | 1 | 0 | 8 | 0 | 9 |
| ARABA/ÁLAVA | 9 | 0 | 0 | 2 | 7 | 9 | 0 | 0 | 0 | 7 | 0 | 7 |
| GIPUZKOA | 0 | 0 | 0 | 0 | 0 | 0 | 0 | 0 | 0 | 0 | 0 | 0 |
| BIZKAIA | 0 | 1 | 0 | 0 | 2 | 3 | 0 | 1 | 0 | 1 | 0 | 2 |
| LA RIOJA | 19 | 0 | 4 | 0 | 15 | 19 | 0 | 3 | 0 | 11 | 1 | 15 |
| CEUTA | 125 | 121 | 0 | 0 | 4 | 125 | 0 | 0 | 0 | 4 | 0 | 4 |
| MELILLA | 24 | 0 | 20 | 0 | 4 | 24 | 0 | 0 | 1 | 3 | 0 | 4 |
| TOTAL ESTADO | 2.089 | 413 | 262 | 45 | 1.550 | 2.270 | 0 | 312 | 62 | 1.144 | 32 | 1.550 |

**PENSIÓN NO CONTRIBUTIVA DE INVALIDEZ
REVISIONES DE OFICIO E INSTANCIA DE PARTE
DATOS DE GESTIÓN CORRESPONDIENTES AL MES DE ABRIL DE 2020**

| CC.AA. Y/O PROVINCIAS | ENTRADA REVISIONES | REVISIONES EFECTUADAS | | | | | | | CAUSAS DE EXTINCIÓN DEL DERECHO | | | | | | | |
|-----------------------------|-----------------------|-----------------------|-----------------------|----------------|----------|--------------------|----------------------------|----------------------|---------------------------------|------------|-----------|----------|-----------|---------------|-----------|------------|
| | | Sin Modif. Cuantía | Con Modif. Cuantía | Suspensión PNC | | Compat. PNC 366 | Recuperación Art. 363.1 | Extinción Derecho | TOTAL | Residencia | Personal | U.E.C. | Grado | Fallecimiento | Otras | TOTAL |
| | | | | Art. 363.1 | Pago | | | | | | | | | | | |
| ANDALUCÍA | 258 | 150 | 66 | 10 | 9 | 0 | 7 | 252 | 494 | 0 | 32 | 5 | 22 | 185 | 8 | 252 |
| ALMERÍA | 12 | 12 | 2 | 0 | 0 | 0 | 1 | 12 | 27 | 0 | 4 | 0 | 0 | 7 | 1 | 12 |
| CÁDIZ | 50 | 15 | 15 | 2 | 2 | 0 | 2 | 60 | 96 | 0 | 8 | 3 | 0 | 47 | 2 | 60 |
| CÓRDOBA | 19 | 2 | 8 | 1 | 3 | 0 | 1 | 13 | 28 | 0 | 1 | 0 | 1 | 11 | 0 | 13 |
| GRANADA | 19 | 2 | 8 | 1 | 3 | 0 | 1 | 13 | 28 | 0 | 1 | 0 | 1 | 11 | 0 | 13 |
| HUELVA | 22 | 4 | 6 | 1 | 0 | 0 | 1 | 14 | 26 | 0 | 1 | 0 | 1 | 12 | 0 | 14 |
| JAÉN | 25 | 0 | 0 | 0 | 0 | 0 | 0 | 18 | 18 | 0 | 3 | 0 | 0 | 12 | 3 | 18 |
| MÁLAGA | 56 | 19 | 5 | 0 | 1 | 0 | 1 | 49 | 75 | 0 | 4 | 2 | 1 | 41 | 1 | 49 |
| SEVILLA | 55 | 96 | 22 | 5 | 0 | 0 | 0 | 73 | 196 | 0 | 10 | 0 | 18 | 44 | 1 | 73 |
| ARAGÓN | 15 | 2 | 4 | 0 | 0 | 0 | 0 | 10 | 16 | 0 | 1 | 0 | 0 | 8 | 1 | 10 |
| HUESCA | 3 | 0 | 0 | 0 | 0 | 0 | 0 | 3 | 3 | 0 | 0 | 0 | 0 | 3 | 0 | 3 |
| TERUEL | 1 | 0 | 0 | 0 | 0 | 0 | 0 | 2 | 2 | 0 | 0 | 0 | 0 | 2 | 0 | 2 |
| ZARAGOZA | 11 | 2 | 4 | 0 | 0 | 0 | 0 | 5 | 11 | 0 | 1 | 0 | 0 | 3 | 1 | 5 |
| ASTURIAS | 34 | 0 | 0 | 0 | 0 | 0 | 0 | 34 | 34 | 0 | 0 | 0 | 0 | 24 | 10 | 34 |
| ILLES BALEARS | 151 | 122 | 11 | 0 | 4 | 0 | 0 | 12 | 149 | 0 | 2 | 2 | 0 | 8 | 0 | 12 |
| CANARIAS | 221 | 34 | 32 | 0 | 5 | 0 | 0 | 44 | 115 | 0 | 9 | 0 | 3 | 31 | 1 | 44 |
| LAS PALMAS | 41 | 6 | 14 | 0 | 3 | 0 | 0 | 4 | 27 | 0 | 4 | 0 | 0 | 0 | 0 | 4 |
| S.C. TENERIFE | 180 | 28 | 18 | 0 | 2 | 0 | 0 | 40 | 88 | 0 | 5 | 0 | 3 | 31 | 1 | 40 |
| CANTABRIA | 68 | 34 | 14 | 0 | 0 | 0 | 3 | 17 | 68 | 0 | 1 | 1 | 0 | 14 | 1 | 17 |
| CASTILLA Y LEÓN | 62 | 16 | 31 | 1 | 2 | 0 | 0 | 44 | 94 | 0 | 4 | 1 | 1 | 33 | 5 | 44 |
| ÁVILA | 6 | 1 | 3 | 0 | 0 | 0 | 0 | 1 | 5 | 0 | 0 | 0 | 0 | 1 | 0 | 1 |
| BURGOS | 12 | 1 | 7 | 0 | 0 | 0 | 0 | 4 | 12 | 0 | 2 | 0 | 0 | 0 | 2 | 4 |
| LEÓN | 11 | 3 | 0 | 1 | 1 | 0 | 0 | 6 | 11 | 0 | 1 | 0 | 0 | 3 | 2 | 6 |
| PALENCIA | 2 | 0 | 0 | 0 | 0 | 0 | 0 | 2 | 2 | 0 | 0 | 0 | 0 | 2 | 0 | 2 |
| SALAMANCA | 21 | 0 | 12 | 0 | 0 | 0 | 0 | 9 | 21 | 0 | 0 | 0 | 0 | 8 | 1 | 9 |
| SEGOVIA | 0 | 2 | 1 | 0 | 1 | 0 | 0 | 7 | 11 | 0 | 0 | 0 | 0 | 7 | 0 | 7 |
| SORIA | 2 | 0 | 1 | 0 | 0 | 0 | 0 | 1 | 2 | 0 | 0 | 0 | 0 | 1 | 0 | 1 |
| VALLADOLID | 0 | 9 | 2 | 0 | 0 | 0 | 0 | 11 | 22 | 0 | 0 | 1 | 1 | 9 | 0 | 11 |
| ZAMORA | 8 | 0 | 5 | 0 | 0 | 0 | 0 | 3 | 8 | 0 | 1 | 0 | 0 | 2 | 0 | 3 |
| CASTILLA-LA MANCHA | 218 | 50 | 69 | 1 | 8 | 6 | 2 | 87 | 223 | 0 | 10 | 2 | 0 | 70 | 5 | 87 |
| ALBACETE | 52 | 17 | 19 | 1 | 1 | 1 | 1 | 20 | 60 | 0 | 1 | 0 | 0 | 19 | 0 | 20 |
| CIUDAD REAL | 60 | 12 | 24 | 0 | 3 | 1 | 0 | 18 | 58 | 0 | 3 | 2 | 0 | 10 | 3 | 18 |
| CUENCA | 20 | 4 | 2 | 0 | 0 | 0 | 0 | 14 | 20 | 0 | 2 | 0 | 0 | 11 | 1 | 14 |
| GUADALAJARA | 7 | 0 | 2 | 0 | 0 | 1 | 0 | 1 | 4 | 0 | 0 | 0 | 0 | 1 | 0 | 1 |
| TOLEDO | 79 | 17 | 22 | 0 | 4 | 3 | 1 | 34 | 81 | 0 | 4 | 0 | 0 | 29 | 1 | 34 |

(Continúa al dorso)

| CC.AA. Y/O PROVINCIAS | ENTRADA REVISIONES | REVISIONES EFECTUADAS | | | | | | | | CAUSAS DE EXTINCIÓN DEL DERECHO | | | | | | |
|-----------------------------|-----------------------|-----------------------|-----------------------|----------------|-----------|--------------------|----------------------------|----------------------|--------------|---------------------------------|------------|-----------|-----------|---------------|-----------|--------------|
| | | Sin Modif. Cuantía | Con Modif. Cuantía | Suspensión PNC | | Compat. PNC 366 | Recuperación Art. 363.1 | Extinción Derecho | TOTAL | Residencia | Personal | U.E.C. | Grado | Fallecimiento | Otras | TOTAL |
| | | | | Art. 363.1 | Pago | | | | | | | | | | | |
| CATALUNYA | 217 | 0 | 0 | 51 | 0 | 0 | 0 | 144 | 195 | 0 | 0 | 0 | 0 | 144 | 0 | 144 |
| BARCELONA | 151 | 0 | 0 | 30 | 0 | 0 | 0 | 118 | 148 | 0 | 0 | 0 | 0 | 118 | 0 | 118 |
| GIRONA | 16 | 0 | 0 | 3 | 0 | 0 | 0 | 8 | 11 | 0 | 0 | 0 | 0 | 8 | 0 | 8 |
| LLEIDA | 15 | 0 | 0 | 4 | 0 | 0 | 0 | 5 | 9 | 0 | 0 | 0 | 0 | 5 | 0 | 5 |
| TARRAGONA | 35 | 0 | 0 | 14 | 0 | 0 | 0 | 13 | 27 | 0 | 0 | 0 | 0 | 13 | 0 | 13 |
| COMUNIDAD VALENCIANA | 162 | 21 | 32 | 0 | 2 | 2 | 3 | 93 | 153 | 0 | 21 | 3 | 0 | 67 | 2 | 93 |
| ALICANTE | 34 | 0 | 4 | 0 | 0 | 0 | 0 | 30 | 34 | 0 | 14 | 0 | 0 | 16 | 0 | 30 |
| CASTELLÓN | 30 | 2 | 5 | 0 | 2 | 2 | 3 | 16 | 30 | 0 | 2 | 2 | 0 | 11 | 1 | 16 |
| VALENCIA | 98 | 19 | 23 | 0 | 0 | 0 | 0 | 47 | 89 | 0 | 5 | 1 | 0 | 40 | 1 | 47 |
| EXTREMADURA | 151 | 270 | 36 | 1 | 6 | 1 | 2 | 32 | 348 | 0 | 4 | 6 | 0 | 13 | 9 | 32 |
| BADAJOS | 101 | 179 | 24 | 0 | 4 | 1 | 1 | 19 | 228 | 0 | 2 | 5 | 0 | 7 | 5 | 19 |
| CÁCERES | 50 | 91 | 12 | 1 | 2 | 0 | 1 | 13 | 120 | 0 | 2 | 1 | 0 | 6 | 4 | 13 |
| GALICIA | 161 | 8 | 65 | 2 | 9 | 0 | 2 | 75 | 161 | 0 | 13 | 7 | 3 | 44 | 8 | 75 |
| A CORUÑA | 40 | 8 | 16 | 1 | 0 | 0 | 0 | 15 | 40 | 0 | 1 | 2 | 0 | 11 | 1 | 15 |
| LUGO | 12 | 0 | 0 | 0 | 0 | 0 | 0 | 12 | 12 | 0 | 0 | 0 | 0 | 6 | 6 | 12 |
| OURENSE | 20 | 0 | 4 | 1 | 0 | 0 | 2 | 13 | 20 | 0 | 3 | 0 | 0 | 9 | 1 | 13 |
| PONTEVEDRA | 89 | 0 | 45 | 0 | 9 | 0 | 0 | 35 | 89 | 0 | 9 | 5 | 3 | 18 | 0 | 35 |
| MADRID | 104 | 2 | 15 | 2 | 0 | 0 | 2 | 83 | 104 | 0 | 5 | 1 | 0 | 76 | 1 | 83 |
| MURCIA | 91 | 40 | 22 | 1 | 1 | 1 | 1 | 37 | 103 | 0 | 8 | 2 | 0 | 24 | 3 | 37 |
| NAVARRA | 8 | 0 | 0 | 1 | 0 | 0 | 0 | 7 | 8 | 0 | 3 | 2 | 0 | 1 | 1 | 7 |
| PAÍS VASCO | 7 | 1 | 0 | 0 | 3 | 0 | 0 | 3 | 7 | 0 | 1 | 0 | 0 | 2 | 0 | 3 |
| ÁLAVA | 4 | 0 | 0 | 0 | 3 | 0 | 0 | 1 | 4 | 0 | 0 | 0 | 0 | 1 | 0 | 1 |
| GUIPÚZCOA | 0 | 0 | 0 | 0 | 0 | 0 | 0 | 0 | 0 | 0 | 0 | 0 | 0 | 0 | 0 | 0 |
| VIZCAYA | 3 | 1 | 0 | 0 | 0 | 0 | 0 | 2 | 3 | 0 | 1 | 0 | 0 | 1 | 0 | 2 |
| LA RIOJA | 16 | 0 | 4 | 0 | 1 | 0 | 0 | 11 | 16 | 0 | 0 | 0 | 0 | 11 | 0 | 11 |
| CEUTA | 191 | 169 | 15 | 0 | 2 | 0 | 0 | 5 | 191 | 0 | 0 | 1 | 0 | 4 | 0 | 5 |
| MELILLA | 62 | 0 | 34 | 4 | 0 | 6 | 0 | 18 | 62 | 0 | 0 | 4 | 0 | 13 | 1 | 18 |
| TOTAL ESTADO | 2.197 | 919 | 450 | 74 | 52 | 16 | 22 | 1.008 | 2.541 | 0 | 114 | 37 | 29 | 772 | 56 | 1.008 |

TOTAL PENSIONES NO CONTRIBUTIVAS
REVISIONES DE OFICIO E INSTANCIA DE PARTE
DATOS DE GESTIÓN CORRESPONDIENTES AL MES DE ABRIL DE 2020

| CC.AA. Y/O PROVINCIAS | ENTRADA REVISIONES | REVISIONES EFECTUADAS | | | | | | | CAUSAS DE EXTINCIÓN DEL DERECHO | | | | | | | |
|-----------------------------|-----------------------|-----------------------|-----------------------|----------------|-----------|-------------|--------------|------------|---------------------------------|------------|------------|-----------|-----------|---------------|-----------|------------|
| | | Sin Modif. Cuantía | Con Modif. Cuantía | Suspensión PNC | | Compat. PNC | Recuperación | Extinción | TOTAL | Residencia | Personal | U.E.C. | Grado | Fallecimiento | Otras | TOTAL |
| | | | | Art. 363.1 | Pago | 366 | Art. 363.1 | Derecho | | | | | | | | |
| ANDALUCÍA | 597 | 171 | 95 | 10 | 12 | 0 | 7 | 618 | 913 | 0 | 144 | 28 | 22 | 411 | 13 | 618 |
| ALMERÍA | 31 | 17 | 7 | 0 | 0 | 0 | 1 | 32 | 57 | 0 | 8 | 1 | 0 | 21 | 2 | 32 |
| CÁDIZ | 106 | 28 | 17 | 2 | 2 | 0 | 2 | 139 | 190 | 0 | 33 | 7 | 0 | 97 | 2 | 139 |
| CÓRDOBA | 45 | 3 | 9 | 1 | 3 | 0 | 1 | 37 | 54 | 0 | 15 | 1 | 1 | 20 | 0 | 37 |
| GRANADA | 44 | 2 | 11 | 1 | 4 | 0 | 1 | 41 | 60 | 0 | 9 | 1 | 1 | 29 | 1 | 41 |
| HUELVA | 43 | 4 | 10 | 1 | 0 | 0 | 1 | 31 | 47 | 0 | 7 | 1 | 1 | 22 | 0 | 31 |
| JAÉN | 54 | 0 | 4 | 0 | 0 | 0 | 0 | 44 | 48 | 0 | 13 | 2 | 0 | 26 | 3 | 44 |
| MÁLAGA | 134 | 21 | 9 | 0 | 3 | 0 | 1 | 120 | 154 | 0 | 24 | 5 | 1 | 87 | 3 | 120 |
| SEVILLA | 140 | 96 | 28 | 5 | 0 | 0 | 0 | 174 | 303 | 0 | 35 | 10 | 18 | 109 | 2 | 174 |
| ARAGÓN | 45 | 5 | 5 | 0 | 1 | 0 | 0 | 35 | 46 | 0 | 11 | 0 | 0 | 22 | 2 | 35 |
| HUESCA | 7 | 0 | 0 | 0 | 0 | 0 | 0 | 7 | 7 | 0 | 3 | 0 | 0 | 4 | 0 | 7 |
| TERUEL | 4 | 3 | 0 | 0 | 0 | 0 | 0 | 2 | 5 | 0 | 0 | 0 | 0 | 2 | 0 | 2 |
| ZARAGOZA | 34 | 2 | 5 | 0 | 1 | 0 | 0 | 26 | 34 | 0 | 8 | 0 | 0 | 16 | 2 | 26 |
| ASTURIAS | 75 | 0 | 0 | 0 | 0 | 0 | 0 | 75 | 75 | 0 | 0 | 0 | 0 | 57 | 18 | 75 |
| ILLES BALEARS | 207 | 146 | 19 | 0 | 4 | 0 | 0 | 34 | 203 | 0 | 7 | 2 | 0 | 22 | 3 | 34 |
| CANARIAS | 352 | 36 | 43 | 0 | 14 | 0 | 0 | 106 | 199 | 0 | 21 | 3 | 3 | 78 | 1 | 106 |
| LAS PALMAS | 72 | 8 | 22 | 0 | 10 | 0 | 0 | 12 | 52 | 0 | 11 | 1 | 0 | 0 | 0 | 12 |
| S.C. TENERIFE | 280 | 28 | 21 | 0 | 4 | 0 | 0 | 94 | 147 | 0 | 10 | 2 | 3 | 78 | 1 | 94 |
| CANTABRIA | 112 | 45 | 23 | 0 | 3 | 0 | 3 | 38 | 112 | 0 | 10 | 1 | 0 | 25 | 2 | 38 |
| CASTILLA Y LEÓN | 188 | 24 | 38 | 1 | 3 | 0 | 0 | 153 | 219 | 0 | 34 | 3 | 1 | 109 | 6 | 153 |
| ÁVILA | 20 | 1 | 3 | 0 | 0 | 0 | 0 | 9 | 13 | 0 | 1 | 0 | 0 | 8 | 0 | 9 |
| BURGOS | 15 | 1 | 7 | 0 | 0 | 0 | 0 | 7 | 15 | 0 | 2 | 0 | 0 | 2 | 3 | 7 |
| LEÓN | 24 | 5 | 1 | 1 | 1 | 0 | 0 | 16 | 24 | 0 | 5 | 0 | 0 | 9 | 2 | 16 |
| PALENCIA | 9 | 0 | 0 | 0 | 0 | 0 | 0 | 9 | 9 | 0 | 1 | 0 | 0 | 8 | 0 | 9 |
| SALAMANCA | 49 | 0 | 13 | 0 | 0 | 0 | 0 | 36 | 49 | 0 | 8 | 0 | 0 | 27 | 1 | 36 |
| SEGOVIA | 0 | 2 | 1 | 0 | 1 | 0 | 0 | 12 | 16 | 0 | 1 | 0 | 0 | 11 | 0 | 12 |
| SORIA | 11 | 0 | 1 | 0 | 0 | 0 | 0 | 10 | 11 | 0 | 4 | 1 | 0 | 5 | 0 | 10 |
| VALLADOLID | 40 | 11 | 6 | 0 | 0 | 0 | 0 | 45 | 62 | 0 | 11 | 2 | 1 | 31 | 0 | 45 |
| ZAMORA | 20 | 4 | 6 | 0 | 1 | 0 | 0 | 9 | 20 | 0 | 1 | 0 | 0 | 8 | 0 | 9 |
| CASTILLA-LA MANCHA | 385 | 78 | 101 | 1 | 11 | 6 | 2 | 200 | 399 | 0 | 40 | 8 | 0 | 146 | 6 | 200 |
| ALBACETE | 90 | 22 | 25 | 1 | 4 | 1 | 1 | 50 | 104 | 0 | 6 | 3 | 0 | 40 | 1 | 50 |
| CIUDAD REAL | 101 | 20 | 36 | 0 | 3 | 1 | 0 | 41 | 101 | 0 | 11 | 2 | 0 | 25 | 3 | 41 |
| CUENCA | 35 | 4 | 3 | 0 | 0 | 0 | 0 | 28 | 35 | 0 | 8 | 0 | 0 | 19 | 1 | 28 |
| GUADALAJARA | 13 | 0 | 3 | 0 | 0 | 1 | 0 | 4 | 8 | 0 | 2 | 0 | 0 | 2 | 0 | 4 |
| TOLEDO | 146 | 32 | 34 | 0 | 4 | 3 | 1 | 77 | 151 | 0 | 13 | 3 | 0 | 60 | 1 | 77 |

(Continúa al dorso)

| CC.AA. Y/O PROVINCIAS | ENTRADA REVISIONES | REVISIONES EFECTUADAS | | | | | | | | CAUSAS DE EXTINCIÓN DEL DERECHO | | | | | | |
|-----------------------------|-----------------------|-----------------------|-----------------------|----------------|-----------|--------------------|----------------------------|----------------------|--------------|---------------------------------|------------|-----------|-----------|---------------|-----------|--------------|
| | | Sin Modif. Cuantía | Con Modif. Cuantía | Suspensión PNC | | Compat. PNC 366 | Recuperación Art. 363.1 | Extinción Derecho | TOTAL | Residencia | Personal | U.E.C. | Grado | Fallecimiento | Otras | TOTAL |
| | | | | Art. 363.1 | Pago | | | | | | | | | | | |
| CATALUNYA | 377 | 0 | 0 | 51 | 9 | 0 | 0 | 341 | 401 | 0 | 0 | 0 | 0 | 341 | 0 | 341 |
| BARCELONA | 273 | 0 | 0 | 30 | 8 | 0 | 0 | 278 | 316 | 0 | 0 | 0 | 0 | 278 | 0 | 278 |
| GIRONA | 31 | 0 | 0 | 3 | 0 | 0 | 0 | 18 | 21 | 0 | 0 | 0 | 0 | 18 | 0 | 18 |
| LLEIDA | 21 | 0 | 0 | 4 | 0 | 0 | 0 | 15 | 19 | 0 | 0 | 0 | 0 | 15 | 0 | 15 |
| TARRAGONA | 52 | 0 | 0 | 14 | 1 | 0 | 0 | 30 | 45 | 0 | 0 | 0 | 0 | 30 | 0 | 30 |
| COMUNIDAD VALENCIANA | 319 | 36 | 56 | 0 | 2 | 2 | 3 | 214 | 313 | 0 | 42 | 8 | 0 | 162 | 2 | 214 |
| ALICANTE | 80 | 0 | 10 | 0 | 0 | 0 | 0 | 70 | 80 | 0 | 30 | 0 | 0 | 40 | 0 | 70 |
| CASTELLÓN | 59 | 4 | 14 | 0 | 2 | 2 | 3 | 34 | 59 | 0 | 6 | 6 | 0 | 21 | 1 | 34 |
| VALENCIA | 180 | 32 | 32 | 0 | 0 | 0 | 0 | 110 | 174 | 0 | 6 | 2 | 0 | 101 | 1 | 110 |
| EXTREMADURA | 304 | 435 | 55 | 1 | 10 | 1 | 2 | 93 | 597 | 0 | 24 | 15 | 0 | 44 | 10 | 93 |
| BADAJOS | 210 | 313 | 38 | 0 | 8 | 1 | 1 | 62 | 423 | 0 | 18 | 12 | 0 | 26 | 6 | 62 |
| CÁCERES | 94 | 122 | 17 | 1 | 2 | 0 | 1 | 31 | 174 | 0 | 6 | 3 | 0 | 18 | 4 | 31 |
| GALICIA | 374 | 11 | 131 | 2 | 19 | 0 | 2 | 209 | 374 | 0 | 44 | 12 | 3 | 134 | 16 | 209 |
| A CORUÑA | 92 | 11 | 31 | 1 | 1 | 0 | 0 | 48 | 92 | 0 | 9 | 3 | 0 | 33 | 3 | 48 |
| LUGO | 37 | 0 | 7 | 0 | 0 | 0 | 0 | 30 | 37 | 0 | 0 | 0 | 0 | 18 | 12 | 30 |
| OURENSE | 47 | 0 | 6 | 1 | 0 | 0 | 2 | 38 | 47 | 0 | 11 | 1 | 0 | 25 | 1 | 38 |
| PONTEVEDRA | 198 | 0 | 87 | 0 | 18 | 0 | 0 | 93 | 198 | 0 | 24 | 8 | 3 | 58 | 0 | 93 |
| MADRID | 311 | 2 | 34 | 2 | 0 | 0 | 2 | 271 | 311 | 0 | 20 | 1 | 0 | 247 | 3 | 271 |
| MURCIA | 158 | 51 | 34 | 1 | 1 | 1 | 1 | 75 | 164 | 0 | 17 | 8 | 0 | 47 | 3 | 75 |
| NAVARRA | 29 | 0 | 1 | 1 | 0 | 0 | 0 | 27 | 29 | 0 | 7 | 4 | 0 | 15 | 1 | 27 |
| PAÍS VASCO | 16 | 2 | 0 | 0 | 5 | 0 | 0 | 12 | 19 | 0 | 2 | 0 | 0 | 10 | 0 | 12 |
| ÁLAVA | 13 | 0 | 0 | 0 | 5 | 0 | 0 | 8 | 13 | 0 | 0 | 0 | 0 | 8 | 0 | 8 |
| GUIPÚZCOA | 0 | 0 | 0 | 0 | 0 | 0 | 0 | 0 | 0 | 0 | 0 | 0 | 0 | 0 | 0 | 0 |
| VIZCAYA | 3 | 2 | 0 | 0 | 0 | 0 | 0 | 4 | 6 | 0 | 2 | 0 | 0 | 2 | 0 | 4 |
| LA RIOJA | 35 | 0 | 8 | 0 | 1 | 0 | 0 | 26 | 35 | 0 | 3 | 0 | 0 | 22 | 1 | 26 |
| CEUTA | 316 | 290 | 15 | 0 | 2 | 0 | 0 | 9 | 316 | 0 | 0 | 1 | 0 | 8 | 0 | 9 |
| MELILLA | 86 | 0 | 54 | 4 | 0 | 6 | 0 | 22 | 86 | 0 | 0 | 5 | 0 | 16 | 1 | 22 |
| TOTAL ESTADO | 4.286 | 1.332 | 712 | 74 | 97 | 16 | 22 | 2.558 | 4.811 | 0 | 426 | 99 | 29 | 1.916 | 88 | 2.558 |

**PENSIÓN NO CONTRIBUTIVA DE JUBILACIÓN
REVISIONES DE OFICIO E INSTANCIA DE PARTE
DATOS DE GESTIÓN ACUMULADA CORRESPONDIENTES AL AÑO 2020 HASTA ABRIL**

| CC.AA. Y/O PROVINCIAS | ENTRADA REVISIONES | REVISIONES EFECTUADAS | | | | | CAUSAS DE EXTINCIÓN DEL DERECHO | | | | | |
|-----------------------------|-----------------------|-----------------------|------------|------------|--------------|--------------|---------------------------------|------------|-----------|---------------|-----------|--------------|
| | | Sin Modif. | Con Modif. | Suspensión | Extinción | TOTAL | Residencia | Personal | U.E.C. | Fallecimiento | Otras | TOTAL |
| | | Cuantía | Cuantía | Pago | Derecho | | | | | | | |
| ANDALUCÍA | 1.734 | 169 | 235 | 15 | 1.274 | 1.693 | 1 | 472 | 78 | 678 | 45 | 1.274 |
| ALMERÍA | 136 | 20 | 24 | 1 | 79 | 124 | 0 | 32 | 7 | 37 | 3 | 79 |
| CÁDIZ | 360 | 52 | 36 | 5 | 240 | 333 | 0 | 86 | 12 | 138 | 4 | 240 |
| CÓRDOBA | 128 | 33 | 7 | 0 | 83 | 123 | 0 | 30 | 4 | 48 | 1 | 83 |
| GRANADA | 115 | 3 | 10 | 3 | 101 | 117 | 1 | 31 | 5 | 51 | 13 | 101 |
| HUELVA | 96 | 1 | 17 | 0 | 79 | 97 | 0 | 32 | 4 | 41 | 2 | 79 |
| JAÉN | 106 | 4 | 18 | 0 | 82 | 104 | 0 | 33 | 3 | 46 | 0 | 82 |
| MÁLAGA | 353 | 34 | 46 | 6 | 275 | 361 | 0 | 97 | 7 | 159 | 12 | 275 |
| SEVILLA | 440 | 22 | 77 | 0 | 335 | 434 | 0 | 131 | 36 | 158 | 10 | 335 |
| ARAGÓN | 221 | 37 | 39 | 4 | 162 | 242 | 0 | 74 | 16 | 59 | 13 | 162 |
| HUESCA | 45 | 0 | 11 | 2 | 32 | 45 | 0 | 16 | 2 | 9 | 5 | 32 |
| TERUEL | 15 | 8 | 3 | 0 | 13 | 24 | 0 | 4 | 0 | 6 | 3 | 13 |
| ZARAGOZA | 161 | 29 | 25 | 2 | 117 | 173 | 0 | 54 | 14 | 44 | 5 | 117 |
| ASTURIAS | 130 | 15 | 23 | 0 | 125 | 163 | 1 | 33 | 2 | 80 | 9 | 125 |
| ILLES BALEARS | 346 | 143 | 74 | 48 | 107 | 372 | 1 | 32 | 13 | 57 | 4 | 107 |
| CANARIAS | 568 | 89 | 73 | 47 | 300 | 509 | 3 | 74 | 10 | 200 | 13 | 300 |
| LAS PALMAS | 240 | 32 | 30 | 44 | 135 | 241 | 3 | 40 | 3 | 83 | 6 | 135 |
| S.C. TENERIFE | 328 | 57 | 43 | 3 | 165 | 268 | 0 | 34 | 7 | 117 | 7 | 165 |
| CANTABRIA | 218 | 37 | 64 | 18 | 99 | 218 | 0 | 39 | 7 | 42 | 11 | 99 |
| CASTILLA Y LEÓN | 594 | 99 | 131 | 22 | 359 | 611 | 0 | 151 | 42 | 158 | 8 | 359 |
| ÁVILA | 68 | 6 | 17 | 6 | 32 | 61 | 0 | 19 | 4 | 9 | 0 | 32 |
| BURGOS | 32 | 2 | 3 | 0 | 27 | 32 | 0 | 11 | 1 | 10 | 5 | 27 |
| LEÓN | 92 | 9 | 28 | 3 | 52 | 92 | 0 | 15 | 4 | 32 | 1 | 52 |
| PALENCIA | 52 | 5 | 10 | 1 | 36 | 52 | 0 | 10 | 7 | 19 | 0 | 36 |
| SALAMANCA | 90 | 5 | 13 | 0 | 72 | 90 | 0 | 34 | 3 | 35 | 0 | 72 |
| SEGOVIA | 2 | 10 | 3 | 1 | 12 | 26 | 0 | 5 | 0 | 7 | 0 | 12 |
| SORIA | 19 | 2 | 0 | 1 | 16 | 19 | 0 | 7 | 2 | 7 | 0 | 16 |
| VALLADOLID | 129 | 5 | 39 | 5 | 80 | 129 | 0 | 43 | 9 | 27 | 1 | 80 |
| ZAMORA | 110 | 55 | 18 | 5 | 32 | 110 | 0 | 7 | 12 | 12 | 1 | 32 |
| CASTILLA-LA MANCHA | 746 | 223 | 158 | 56 | 340 | 777 | 2 | 106 | 21 | 185 | 26 | 340 |
| ALBACETE | 208 | 60 | 47 | 30 | 77 | 214 | 0 | 25 | 7 | 39 | 6 | 77 |
| CIUDAD REAL | 172 | 33 | 62 | 23 | 69 | 187 | 0 | 22 | 2 | 39 | 6 | 69 |
| CUENCA | 138 | 83 | 14 | 0 | 40 | 137 | 0 | 16 | 2 | 22 | 0 | 40 |
| GUADALAJARA | 40 | 7 | 8 | 2 | 26 | 43 | 2 | 7 | 2 | 7 | 8 | 26 |
| TOLEDO | 188 | 40 | 27 | 1 | 128 | 196 | 0 | 36 | 8 | 78 | 6 | 128 |

(Continúa al dorso)

| CC.AA. Y/O PROVINCIAS | ENTRADA REVISIONES | REVISIONES EFECTUADAS | | | | | CAUSAS DE EXTINCIÓN DEL DERECHO | | | | | |
|-----------------------------|-----------------------|-----------------------|-----------------------|--------------------|----------------------|--------------|---------------------------------|--------------|------------|---------------|------------|--------------|
| | | Sin Modif. Cuantía | Con Modif. Cuantía | Suspensión Pago | Extinción Derecho | TOTAL | Residencia | Personal | U.E.C. | Fallecimiento | Otras | TOTAL |
| CATALUNYA | 160 | 0 | 0 | 9 | 485 | 494 | 0 | 0 | 0 | 485 | 0 | 485 |
| BARCELONA | 122 | 0 | 0 | 8 | 378 | 386 | 0 | 0 | 0 | 378 | 0 | 378 |
| GIRONA | 15 | 0 | 0 | 0 | 36 | 36 | 0 | 0 | 0 | 36 | 0 | 36 |
| LLEIDA | 6 | 0 | 0 | 0 | 28 | 28 | 0 | 0 | 0 | 28 | 0 | 28 |
| TARRAGONA | 17 | 0 | 0 | 1 | 43 | 44 | 0 | 0 | 0 | 43 | 0 | 43 |
| COMUNIDAD VALENCIANA | 903 | 221 | 129 | 15 | 567 | 932 | 2 | 182 | 28 | 351 | 4 | 567 |
| ALICANTE | 222 | 12 | 24 | 0 | 225 | 261 | 0 | 80 | 1 | 144 | 0 | 225 |
| CASTELLÓN | 98 | 6 | 34 | 4 | 54 | 98 | 1 | 13 | 10 | 27 | 3 | 54 |
| VALENCIA | 583 | 203 | 71 | 11 | 288 | 573 | 1 | 89 | 17 | 180 | 1 | 288 |
| EXTREMADURA | 597 | 282 | 73 | 17 | 222 | 594 | 0 | 88 | 19 | 102 | 13 | 222 |
| BADAJOS | 397 | 188 | 50 | 11 | 141 | 390 | 0 | 52 | 15 | 65 | 9 | 141 |
| CÁCERES | 200 | 94 | 23 | 6 | 81 | 204 | 0 | 36 | 4 | 37 | 4 | 81 |
| GALICIA | 986 | 119 | 269 | 31 | 567 | 986 | 10 | 146 | 46 | 320 | 45 | 567 |
| A CORUÑA | 361 | 97 | 106 | 8 | 150 | 361 | 2 | 46 | 14 | 78 | 10 | 150 |
| LUGO | 93 | 2 | 12 | 1 | 78 | 93 | 0 | 4 | 8 | 43 | 23 | 78 |
| OURENSE | 135 | 14 | 16 | 0 | 105 | 135 | 0 | 27 | 2 | 67 | 9 | 105 |
| PONTEVEDRA | 397 | 6 | 135 | 22 | 234 | 397 | 8 | 69 | 22 | 132 | 3 | 234 |
| MADRID | 1.051 | 118 | 160 | 159 | 614 | 1.051 | 6 | 118 | 23 | 434 | 33 | 614 |
| MURCIA | 288 | 45 | 80 | 3 | 176 | 304 | 1 | 56 | 27 | 90 | 2 | 176 |
| NAVARRA | 71 | 1 | 17 | 0 | 53 | 71 | 0 | 14 | 3 | 35 | 1 | 53 |
| PAÍS VASCO | 93 | 3 | 28 | 21 | 44 | 96 | 3 | 8 | 8 | 24 | 1 | 44 |
| ARABA/ÁLAVA | 36 | 0 | 0 | 13 | 23 | 36 | 2 | 0 | 0 | 21 | 0 | 23 |
| GIPUZKOA | 0 | 0 | 0 | 0 | 0 | 0 | 0 | 0 | 0 | 0 | 0 | 0 |
| BIZKAIA | 57 | 3 | 28 | 8 | 21 | 60 | 1 | 8 | 8 | 3 | 1 | 21 |
| LA RIOJA | 101 | 6 | 44 | 7 | 44 | 101 | 0 | 15 | 5 | 23 | 1 | 44 |
| CEUTA | 363 | 316 | 19 | 2 | 26 | 363 | 0 | 3 | 0 | 23 | 0 | 26 |
| MELILLA | 60 | 5 | 32 | 1 | 22 | 60 | 0 | 5 | 1 | 15 | 1 | 22 |
| TOTAL ESTADO | 9.230 | 1.928 | 1.648 | 475 | 5.586 | 9.637 | 30 | 1.616 | 349 | 3.361 | 230 | 5.586 |

PENSIÓN NO CONTRIBUTIVA DE INVALIDEZ REVISIONES DE OFICIO E INSTANCIA DE PARTE DATOS DE GESTIÓN ACUMULADA CORRESPONDIENTES AL AÑO 2020 HASTA ABRIL

| CC.AA. Y/O PROVINCIAS | ENTRADA REVISIONES | REVISIONES EFECTUADAS | | | | | | | CAUSAS DE EXTINCIÓN DEL DERECHO | | | | | | | |
|-----------------------------|-----------------------|-----------------------|-----------------------|----------------|------------|--------------------|----------------------------|----------------------|---------------------------------|------------|------------|-----------|-----------|---------------|------------|--------------|
| | | Sin Modif. Cuantía | Con Modif. Cuantía | Suspensión PNC | | Compat. PNC 366 | Recuperación Art. 363.1 | Extinción Derecho | TOTAL | Residencia | Personal | U.E.C. | Grado | Fallecimiento | Otras | TOTAL |
| | | | | Art. 363.1 | Pago | | | | | | | | | | | |
| ANDALUCÍA | 2.285 | 537 | 405 | 93 | 37 | 1 | 59 | 1.009 | 2.141 | 2 | 218 | 43 | 58 | 582 | 106 | 1.009 |
| ALMERÍA | 190 | 28 | 30 | 5 | 0 | 0 | 10 | 78 | 151 | 1 | 26 | 6 | 2 | 35 | 8 | 78 |
| CÁDIZ | 512 | 94 | 67 | 21 | 15 | 0 | 9 | 209 | 415 | 0 | 36 | 16 | 5 | 134 | 18 | 209 |
| CÓRDOBA | 185 | 63 | 32 | 17 | 4 | 0 | 1 | 65 | 182 | 0 | 8 | 1 | 2 | 41 | 13 | 65 |
| GRANADA | 185 | 33 | 28 | 10 | 8 | 0 | 4 | 83 | 166 | 1 | 10 | 1 | 3 | 54 | 14 | 83 |
| HUELVA | 178 | 47 | 41 | 7 | 0 | 0 | 5 | 80 | 180 | 0 | 13 | 4 | 8 | 48 | 7 | 80 |
| JAÉN | 129 | 28 | 24 | 0 | 0 | 0 | 0 | 52 | 104 | 0 | 10 | 0 | 0 | 33 | 9 | 52 |
| MÁLAGA | 320 | 59 | 54 | 6 | 7 | 1 | 9 | 218 | 354 | 0 | 62 | 8 | 3 | 131 | 14 | 218 |
| SEVILLA | 586 | 185 | 129 | 27 | 3 | 0 | 21 | 224 | 589 | 0 | 53 | 7 | 35 | 106 | 23 | 224 |
| ARAGÓN | 134 | 32 | 21 | 2 | 6 | 1 | 8 | 65 | 135 | 0 | 18 | 2 | 1 | 25 | 19 | 65 |
| HUESCA | 22 | 0 | 8 | 0 | 2 | 0 | 0 | 12 | 22 | 0 | 1 | 1 | 0 | 5 | 5 | 12 |
| TERUEL | 13 | 2 | 1 | 0 | 0 | 0 | 0 | 11 | 14 | 0 | 2 | 0 | 0 | 5 | 4 | 11 |
| ZARAGOZA | 99 | 30 | 12 | 2 | 4 | 1 | 8 | 42 | 99 | 0 | 15 | 1 | 1 | 15 | 10 | 42 |
| ASTURIAS | 169 | 10 | 26 | 4 | 1 | 4 | 2 | 103 | 150 | 0 | 20 | 3 | 2 | 63 | 15 | 103 |
| ILLES BALEARS | 542 | 367 | 71 | 0 | 44 | 0 | 0 | 87 | 569 | 0 | 22 | 13 | 4 | 40 | 8 | 87 |
| CANARIAS | 1.113 | 297 | 153 | 0 | 98 | 23 | 0 | 323 | 894 | 5 | 82 | 17 | 12 | 178 | 29 | 323 |
| LAS PALMAS | 351 | 103 | 48 | 0 | 52 | 1 | 0 | 127 | 331 | 3 | 33 | 7 | 2 | 70 | 12 | 127 |
| S.C. TENERIFE | 762 | 194 | 105 | 0 | 46 | 22 | 0 | 196 | 563 | 2 | 49 | 10 | 10 | 108 | 17 | 196 |
| CANTABRIA | 309 | 90 | 87 | 0 | 21 | 2 | 30 | 79 | 309 | 9 | 15 | 4 | 0 | 45 | 6 | 79 |
| CASTILLA Y LEÓN | 476 | 156 | 169 | 15 | 40 | 9 | 1 | 204 | 594 | 0 | 66 | 23 | 4 | 78 | 33 | 204 |
| ÁVILA | 46 | 23 | 11 | 0 | 7 | 0 | 0 | 6 | 47 | 0 | 2 | 1 | 1 | 1 | 1 | 6 |
| BURGOS | 85 | 10 | 23 | 2 | 7 | 5 | 0 | 38 | 85 | 0 | 21 | 2 | 1 | 4 | 10 | 38 |
| LEÓN | 101 | 19 | 27 | 3 | 11 | 4 | 0 | 37 | 101 | 0 | 10 | 5 | 0 | 17 | 5 | 37 |
| PALENCIA | 40 | 6 | 11 | 2 | 0 | 0 | 1 | 20 | 40 | 0 | 8 | 0 | 0 | 11 | 1 | 20 |
| SALAMANCA | 73 | 2 | 37 | 2 | 2 | 0 | 0 | 30 | 73 | 0 | 5 | 2 | 1 | 17 | 5 | 30 |
| SEGOVIA | 14 | 43 | 8 | 0 | 9 | 0 | 0 | 25 | 85 | 0 | 7 | 7 | 0 | 7 | 4 | 25 |
| SORIA | 11 | 1 | 3 | 0 | 2 | 0 | 0 | 5 | 11 | 0 | 1 | 1 | 0 | 2 | 1 | 5 |
| VALLADOLID | 33 | 11 | 33 | 6 | 0 | 0 | 0 | 29 | 79 | 0 | 9 | 4 | 1 | 11 | 4 | 29 |
| ZAMORA | 73 | 41 | 16 | 0 | 2 | 0 | 0 | 14 | 73 | 0 | 3 | 1 | 0 | 8 | 2 | 14 |
| CASTILLA-LA MANCHA | 1.120 | 426 | 282 | 21 | 116 | 41 | 4 | 251 | 1.141 | 1 | 54 | 19 | 3 | 141 | 33 | 251 |
| ALBACETE | 334 | 121 | 91 | 7 | 54 | 9 | 3 | 55 | 340 | 0 | 9 | 5 | 0 | 36 | 5 | 55 |
| CIUDAD REAL | 259 | 74 | 85 | 5 | 37 | 9 | 0 | 63 | 273 | 0 | 17 | 6 | 1 | 29 | 10 | 63 |
| CUENCA | 218 | 160 | 21 | 0 | 4 | 2 | 0 | 33 | 220 | 0 | 8 | 5 | 0 | 16 | 4 | 33 |
| GUADALAJARA | 66 | 6 | 19 | 6 | 7 | 11 | 0 | 14 | 63 | 1 | 2 | 1 | 1 | 4 | 5 | 14 |
| TOLEDO | 243 | 65 | 66 | 3 | 14 | 10 | 1 | 86 | 245 | 0 | 18 | 2 | 1 | 56 | 9 | 86 |

(Continúa al dorso)

| CC.AA. Y/O PROVINCIAS | ENTRADA REVISIONES | REVISIONES EFECTUADAS | | | | | | | CAUSAS DE EXTINCIÓN DEL DERECHO | | | | | | | |
|-----------------------------|-----------------------|-----------------------|-----------------------|----------------|------------|--------------------|----------------------------|----------------------|---------------------------------|------------|------------|------------|------------|---------------|------------|--------------|
| | | Sin Modif. Cuantía | Con Modif. Cuantía | Suspensión PNC | | Compat. PNC 366 | Recuperación Art. 363.1 | Extinción Derecho | TOTAL | Residencia | Personal | U.E.C. | Grado | Fallecimiento | Otras | TOTAL |
| | | | | Art. 363.1 | Pago | | | | | | | | | | | |
| CATALUNYA | 217 | 0 | 0 | 51 | 0 | 0 | 0 | 430 | 481 | 0 | 0 | 0 | 0 | 430 | 0 | 430 |
| BARCELONA | 151 | 0 | 0 | 30 | 0 | 0 | 0 | 346 | 376 | 0 | 0 | 0 | 0 | 346 | 0 | 346 |
| GIRONA | 16 | 0 | 0 | 3 | 0 | 0 | 0 | 33 | 36 | 0 | 0 | 0 | 0 | 33 | 0 | 33 |
| LLEIDA | 15 | 0 | 0 | 4 | 0 | 0 | 0 | 15 | 19 | 0 | 0 | 0 | 0 | 15 | 0 | 15 |
| TARRAGONA | 35 | 0 | 0 | 14 | 0 | 0 | 0 | 36 | 50 | 0 | 0 | 0 | 0 | 36 | 0 | 36 |
| COMUNIDAD VALENCIANA | 993 | 246 | 191 | 8 | 42 | 16 | 16 | 441 | 960 | 1 | 114 | 16 | 18 | 237 | 55 | 441 |
| ALICANTE | 183 | 1 | 35 | 6 | 1 | 4 | 3 | 133 | 183 | 0 | 56 | 0 | 0 | 77 | 0 | 133 |
| CASTELLÓN | 155 | 9 | 40 | 1 | 6 | 12 | 13 | 74 | 155 | 1 | 7 | 8 | 10 | 24 | 24 | 74 |
| VALENCIA | 655 | 236 | 116 | 1 | 35 | 0 | 0 | 234 | 622 | 0 | 51 | 8 | 8 | 136 | 31 | 234 |
| EXTREMADURA | 709 | 375 | 114 | 5 | 30 | 8 | 8 | 125 | 665 | 0 | 13 | 22 | 0 | 57 | 33 | 125 |
| BADAJOS | 471 | 248 | 75 | 3 | 15 | 8 | 4 | 76 | 429 | 0 | 7 | 15 | 0 | 36 | 18 | 76 |
| CÁCERES | 238 | 127 | 39 | 2 | 15 | 0 | 4 | 49 | 236 | 0 | 6 | 7 | 0 | 21 | 15 | 49 |
| GALICIA | 1.053 | 188 | 363 | 23 | 30 | 26 | 10 | 413 | 1.053 | 1 | 118 | 33 | 18 | 186 | 57 | 413 |
| A CORUÑA | 459 | 150 | 118 | 19 | 5 | 25 | 4 | 138 | 459 | 0 | 56 | 14 | 5 | 45 | 18 | 138 |
| LUGO | 50 | 0 | 9 | 0 | 0 | 1 | 0 | 40 | 50 | 0 | 2 | 1 | 1 | 15 | 21 | 40 |
| OURENSE | 138 | 32 | 34 | 4 | 0 | 0 | 6 | 62 | 138 | 0 | 11 | 1 | 0 | 36 | 14 | 62 |
| PONTEVEDRA | 406 | 6 | 202 | 0 | 25 | 0 | 0 | 173 | 406 | 1 | 49 | 17 | 12 | 90 | 4 | 173 |
| MADRID | 1.091 | 149 | 233 | 198 | 56 | 58 | 5 | 392 | 1.091 | 3 | 54 | 38 | 12 | 246 | 39 | 392 |
| MURCIA | 632 | 189 | 190 | 13 | 4 | 20 | 5 | 194 | 615 | 2 | 46 | 16 | 9 | 94 | 27 | 194 |
| NAVARRA | 36 | 0 | 4 | 4 | 0 | 1 | 3 | 24 | 36 | 0 | 5 | 4 | 2 | 10 | 3 | 24 |
| PAÍS VASCO | 103 | 4 | 47 | 2 | 21 | 0 | 0 | 29 | 103 | 1 | 9 | 0 | 1 | 8 | 10 | 29 |
| ÁLAVA | 21 | 0 | 0 | 0 | 14 | 0 | 0 | 7 | 21 | 1 | 0 | 0 | 0 | 6 | 0 | 7 |
| GUIPÚZCOA | 0 | 0 | 0 | 0 | 0 | 0 | 0 | 0 | 0 | 0 | 0 | 0 | 0 | 0 | 0 | 0 |
| VIZCAYA | 82 | 4 | 47 | 2 | 7 | 0 | 0 | 22 | 82 | 0 | 9 | 0 | 1 | 2 | 10 | 22 |
| LA RIOJA | 72 | 5 | 22 | 5 | 4 | 3 | 4 | 29 | 72 | 0 | 3 | 0 | 0 | 24 | 2 | 29 |
| CEUTA | 442 | 336 | 63 | 1 | 4 | 7 | 5 | 27 | 443 | 0 | 2 | 6 | 0 | 19 | 0 | 27 |
| MELILLA | 177 | 20 | 78 | 7 | 3 | 22 | 0 | 47 | 177 | 0 | 1 | 8 | 0 | 35 | 3 | 47 |
| TOTAL ESTADO | 11.673 | 3.427 | 2.519 | 452 | 557 | 242 | 160 | 4.272 | 11.629 | 25 | 860 | 267 | 144 | 2.498 | 478 | 4.272 |

**TOTAL PENSIONES NO CONTRIBUTIVAS
REVISIONES DE OFICIO E INSTANCIA DE PARTE
DATOS DE GESTIÓN ACUMULADA CORRESPONDIENTES AL AÑO 2020 HASTA ABRIL**

| CC.AA. Y/O PROVINCIAS | ENTRADA REVISIONES | REVISIONES EFECTUADAS | | | | | | | CAUSAS DE EXTINCIÓN DEL DERECHO | | | | | | | |
|-----------------------------|-----------------------|-----------------------|-----------------------|----------------|------------|--------------------|----------------------------|----------------------|---------------------------------|------------|------------|------------|-----------|---------------|------------|--------------|
| | | Sin Modif. Cuantía | Con Modif. Cuantía | Suspensión PNC | | Compat. PNC 366 | Recuperación Art. 363.1 | Extinción Derecho | TOTAL | Residencia | Personal | U.E.C. | Grado | Fallecimiento | Otras | TOTAL |
| | | | | Art. 363.1 | Pago | | | | | | | | | | | |
| ANDALUCÍA | 4.019 | 706 | 640 | 93 | 52 | 1 | 59 | 2.283 | 3.834 | 3 | 690 | 121 | 58 | 1.260 | 151 | 2.283 |
| ALMERÍA | 326 | 48 | 54 | 5 | 1 | 0 | 10 | 157 | 275 | 1 | 58 | 13 | 2 | 72 | 11 | 157 |
| CÁDIZ | 872 | 146 | 103 | 21 | 20 | 0 | 9 | 449 | 748 | 0 | 122 | 28 | 5 | 272 | 22 | 449 |
| CÓRDOBA | 313 | 96 | 39 | 17 | 4 | 0 | 1 | 148 | 305 | 0 | 38 | 5 | 2 | 89 | 14 | 148 |
| GRANADA | 300 | 36 | 38 | 10 | 11 | 0 | 4 | 184 | 283 | 2 | 41 | 6 | 3 | 105 | 27 | 184 |
| HUELVA | 274 | 48 | 58 | 7 | 0 | 0 | 5 | 159 | 277 | 0 | 45 | 8 | 8 | 89 | 9 | 159 |
| JAÉN | 235 | 32 | 42 | 0 | 0 | 0 | 0 | 134 | 208 | 0 | 43 | 3 | 0 | 79 | 9 | 134 |
| MÁLAGA | 673 | 93 | 100 | 6 | 13 | 1 | 9 | 493 | 715 | 0 | 159 | 15 | 3 | 290 | 26 | 493 |
| SEVILLA | 1.026 | 207 | 206 | 27 | 3 | 0 | 21 | 559 | 1.023 | 0 | 184 | 43 | 35 | 264 | 33 | 559 |
| ARAGÓN | 355 | 69 | 60 | 2 | 10 | 1 | 8 | 227 | 377 | 0 | 92 | 18 | 1 | 84 | 32 | 227 |
| HUESCA | 67 | 0 | 19 | 0 | 4 | 0 | 0 | 44 | 67 | 0 | 17 | 3 | 0 | 14 | 10 | 44 |
| TERUEL | 28 | 10 | 4 | 0 | 0 | 0 | 0 | 24 | 38 | 0 | 6 | 0 | 0 | 11 | 7 | 24 |
| ZARAGOZA | 260 | 59 | 37 | 2 | 6 | 1 | 8 | 159 | 272 | 0 | 69 | 15 | 1 | 59 | 15 | 159 |
| ASTURIAS | 299 | 25 | 49 | 4 | 1 | 4 | 2 | 228 | 313 | 1 | 53 | 5 | 2 | 143 | 24 | 228 |
| ILLES BALEARS | 888 | 510 | 145 | 0 | 92 | 0 | 0 | 194 | 941 | 1 | 54 | 26 | 4 | 97 | 12 | 194 |
| CANARIAS | 1.681 | 386 | 226 | 0 | 145 | 23 | 0 | 623 | 1.403 | 8 | 156 | 27 | 12 | 378 | 42 | 623 |
| LAS PALMAS | 591 | 135 | 78 | 0 | 96 | 1 | 0 | 262 | 572 | 6 | 73 | 10 | 2 | 153 | 18 | 262 |
| S.C. TENERIFE | 1.090 | 251 | 148 | 0 | 49 | 22 | 0 | 361 | 831 | 2 | 83 | 17 | 10 | 225 | 24 | 361 |
| CANTABRIA | 527 | 127 | 151 | 0 | 39 | 2 | 30 | 178 | 527 | 9 | 54 | 11 | 0 | 87 | 17 | 178 |
| CASTILLA Y LEÓN | 1.070 | 255 | 300 | 15 | 62 | 9 | 1 | 563 | 1.205 | 0 | 217 | 65 | 4 | 236 | 41 | 563 |
| ÁVILA | 114 | 29 | 28 | 0 | 13 | 0 | 0 | 38 | 108 | 0 | 21 | 5 | 1 | 10 | 1 | 38 |
| BURGOS | 117 | 12 | 26 | 2 | 7 | 5 | 0 | 65 | 117 | 0 | 32 | 3 | 1 | 14 | 15 | 65 |
| LEÓN | 193 | 28 | 55 | 3 | 14 | 4 | 0 | 89 | 193 | 0 | 25 | 9 | 0 | 49 | 6 | 89 |
| PALENCIA | 92 | 11 | 21 | 2 | 1 | 0 | 1 | 56 | 92 | 0 | 18 | 7 | 0 | 30 | 1 | 56 |
| SALAMANCA | 163 | 7 | 50 | 2 | 2 | 0 | 0 | 102 | 163 | 0 | 39 | 5 | 1 | 52 | 5 | 102 |
| SEGOVIA | 16 | 53 | 11 | 0 | 10 | 0 | 0 | 37 | 111 | 0 | 12 | 7 | 0 | 14 | 4 | 37 |
| SORIA | 30 | 3 | 3 | 0 | 3 | 0 | 0 | 21 | 30 | 0 | 8 | 3 | 0 | 9 | 1 | 21 |
| VALLADOLID | 162 | 16 | 72 | 6 | 5 | 0 | 0 | 109 | 208 | 0 | 52 | 13 | 1 | 38 | 5 | 109 |
| ZAMORA | 183 | 96 | 34 | 0 | 7 | 0 | 0 | 46 | 183 | 0 | 10 | 13 | 0 | 20 | 3 | 46 |
| CASTILLA-LA MANCHA | 1.866 | 649 | 440 | 21 | 172 | 41 | 4 | 591 | 1.918 | 3 | 160 | 40 | 3 | 326 | 59 | 591 |
| ALBACETE | 542 | 181 | 138 | 7 | 84 | 9 | 3 | 132 | 554 | 0 | 34 | 12 | 0 | 75 | 11 | 132 |
| CIUDAD REAL | 431 | 107 | 147 | 5 | 60 | 9 | 0 | 132 | 460 | 0 | 39 | 8 | 1 | 68 | 16 | 132 |
| CUENCA | 356 | 243 | 35 | 0 | 4 | 2 | 0 | 73 | 357 | 0 | 24 | 7 | 0 | 38 | 4 | 73 |
| GUADALAJARA | 106 | 13 | 27 | 6 | 9 | 11 | 0 | 40 | 106 | 3 | 9 | 3 | 1 | 11 | 13 | 40 |
| TOLEDO | 431 | 105 | 93 | 3 | 15 | 10 | 1 | 214 | 441 | 0 | 54 | 10 | 1 | 134 | 15 | 214 |

(Continúa al dorso)

| CC.AA. Y/O PROVINCIAS | ENTRADA REVISIONES | REVISIONES EFECTUADAS | | | | | | | CAUSAS DE EXTINCIÓN DEL DERECHO | | | | | | | |
|-----------------------------|-----------------------|-----------------------|-----------------------|----------------|--------------|--------------------|----------------------------|----------------------|---------------------------------|------------|--------------|------------|------------|---------------|------------|--------------|
| | | Sin Modif. Cuantía | Con Modif. Cuantía | Suspensión PNC | | Compat. PNC 366 | Recuperación Art. 363.1 | Extinción Derecho | TOTAL | Residencia | Personal | U.E.C. | Grado | Fallecimiento | Otras | TOTAL |
| | | | | Art. 363.1 | Pago | | | | | | | | | | | |
| CATALUNYA | 377 | 0 | 0 | 51 | 9 | 0 | 0 | 915 | 975 | 0 | 0 | 0 | 0 | 915 | 0 | 915 |
| BARCELONA | 273 | 0 | 0 | 30 | 8 | 0 | 0 | 724 | 762 | 0 | 0 | 0 | 0 | 724 | 0 | 724 |
| GIRONA | 31 | 0 | 0 | 3 | 0 | 0 | 0 | 69 | 72 | 0 | 0 | 0 | 0 | 69 | 0 | 69 |
| LLEIDA | 21 | 0 | 0 | 4 | 0 | 0 | 0 | 43 | 47 | 0 | 0 | 0 | 0 | 43 | 0 | 43 |
| TARRAGONA | 52 | 0 | 0 | 14 | 1 | 0 | 0 | 79 | 94 | 0 | 0 | 0 | 0 | 79 | 0 | 79 |
| COMUNIDAD VALENCIANA | 1.896 | 467 | 320 | 8 | 57 | 16 | 16 | 1.008 | 1.892 | 3 | 296 | 44 | 18 | 588 | 59 | 1.008 |
| ALICANTE | 405 | 13 | 59 | 6 | 1 | 4 | 3 | 358 | 444 | 0 | 136 | 1 | 0 | 221 | 0 | 358 |
| CASTELLÓN | 253 | 15 | 74 | 1 | 10 | 12 | 13 | 128 | 253 | 2 | 20 | 18 | 10 | 51 | 27 | 128 |
| VALENCIA | 1.238 | 439 | 187 | 1 | 46 | 0 | 0 | 522 | 1.195 | 1 | 140 | 25 | 8 | 316 | 32 | 522 |
| EXTREMADURA | 1.306 | 657 | 187 | 5 | 47 | 8 | 8 | 347 | 1.259 | 0 | 101 | 41 | 0 | 159 | 46 | 347 |
| BADAJOS | 868 | 436 | 125 | 3 | 26 | 8 | 4 | 217 | 819 | 0 | 59 | 30 | 0 | 101 | 27 | 217 |
| CÁCERES | 438 | 221 | 62 | 2 | 21 | 0 | 4 | 130 | 440 | 0 | 42 | 11 | 0 | 58 | 19 | 130 |
| GALICIA | 2.039 | 307 | 632 | 23 | 61 | 26 | 10 | 980 | 2.039 | 11 | 264 | 79 | 18 | 506 | 102 | 980 |
| A CORUÑA | 820 | 247 | 224 | 19 | 13 | 25 | 4 | 288 | 820 | 2 | 102 | 28 | 5 | 123 | 28 | 288 |
| LUGO | 143 | 2 | 21 | 0 | 1 | 1 | 0 | 118 | 143 | 0 | 6 | 9 | 1 | 58 | 44 | 118 |
| OURENSE | 273 | 46 | 50 | 4 | 0 | 0 | 6 | 167 | 273 | 0 | 38 | 3 | 0 | 103 | 23 | 167 |
| PONTEVEDRA | 803 | 12 | 337 | 0 | 47 | 0 | 0 | 407 | 803 | 9 | 118 | 39 | 12 | 222 | 7 | 407 |
| MADRID | 2.142 | 267 | 393 | 198 | 215 | 58 | 5 | 1.006 | 2.142 | 9 | 172 | 61 | 12 | 680 | 72 | 1.006 |
| MURCIA | 920 | 234 | 270 | 13 | 7 | 20 | 5 | 370 | 919 | 3 | 102 | 43 | 9 | 184 | 29 | 370 |
| NAVARRA | 107 | 1 | 21 | 4 | 0 | 1 | 3 | 77 | 107 | 0 | 19 | 7 | 2 | 45 | 4 | 77 |
| PAÍS VASCO | 196 | 7 | 75 | 2 | 42 | 0 | 0 | 73 | 199 | 4 | 17 | 8 | 1 | 32 | 11 | 73 |
| ÁLAVA | 57 | 0 | 0 | 0 | 27 | 0 | 0 | 30 | 57 | 3 | 0 | 0 | 0 | 27 | 0 | 30 |
| GUIPÚZCOA | 0 | 0 | 0 | 0 | 0 | 0 | 0 | 0 | 0 | 0 | 0 | 0 | 0 | 0 | 0 | 0 |
| VIZCAYA | 139 | 7 | 75 | 2 | 15 | 0 | 0 | 43 | 142 | 1 | 17 | 8 | 1 | 5 | 11 | 43 |
| LA RIOJA | 173 | 11 | 66 | 5 | 11 | 3 | 4 | 73 | 173 | 0 | 18 | 5 | 0 | 47 | 3 | 73 |
| CEUTA | 805 | 652 | 82 | 1 | 6 | 7 | 5 | 53 | 806 | 0 | 5 | 6 | 0 | 42 | 0 | 53 |
| MELILLA | 237 | 25 | 110 | 7 | 4 | 22 | 0 | 69 | 237 | 0 | 6 | 9 | 0 | 50 | 4 | 69 |
| TOTAL ESTADO | 20.903 | 5.355 | 4.167 | 452 | 1.032 | 242 | 160 | 9.858 | 21.266 | 55 | 2.476 | 616 | 144 | 5.859 | 708 | 9.858 |

2 Prestaciones sociales y económicas para personas con discapacidad

Informe del seguimiento y evolución de la gestión de las prestaciones para personas con discapacidad

2.1 Introducción

El seguimiento y la evolución de la gestión y el pago de la nómina de las Prestaciones Sociales y Económicas para personas con discapacidad, contempladas en el Texto Refundido de la Ley General de derechos de las personas con discapacidad y de su inclusión social, aprobado por el Real Decreto Legislativo 1/2013, de 29 de noviembre y reguladas por el Real Decreto 383/1984, de 1 de febrero, parte de la información facilitada por los distintos órganos gestores de las Comunidades Autónomas y de las Direcciones Territoriales del Imserso de Ceuta y Melilla, y se articula como se detalla a continuación:

- Datos de la gestión y de la nómina mensual.
- Datos de la gestión y de la nómina del año 2020, comprendiendo la realizada hasta el mes de referencia.
- Datos sobre la nómina de pago y número de beneficiarios desde el año 2013.

La información que suministra este apartado del informe hace referencia a los siguientes aspectos:

- Nóminas: situación y evolución de los beneficiarios, del número de subsidios que disfrutaban y de sus importes mensuales. Todo ello teniendo en cuenta que una amplia mayoría de aquellos continúan siéndolo de uno o de los dos subsidios suprimidos por la Ley 26/1990 - Subsidios de Garantía de Ingresos Mínimos (SGIM) y por Ayuda de Tercera Persona (SATP) -, en aplicación de lo establecido en la Disposición Transitoria vigésima quinta de la Ley General de la Seguridad Social. Se ofrece también información sobre el número de personas que disfrutaban de Asistencia Sanitaria y Prestación Farmacéutica (ASPF) y sobre el movimiento de beneficiarios, con especial incidencia, en este caso, en el número de aquellos que han optado por alguna prestación no contributiva.
- Gestión en trámite inicial: recoge la situación y la evolución de la gestión de las dos prestaciones vigentes tras la entrada en vigor de la Ley 26/1990, de 20 de diciembre: Subsidio de Movilidad y Compensación para Gastos de Transporte (SMGT) y Asistencia Sanitaria y Prestación Farmacéutica (ASPF).
- Gestión de las revisiones iniciadas, de oficio o a instancia de parte, respecto a todas las prestaciones sociales y económicas para personas con discapacidad.

2.2 Situación y evolución de los beneficiarios, número de prestaciones e importes de las nóminas

El Real Decreto-ley 1/2020, de 14 de enero, por el que se establece la revalorización y mantenimiento de las pensiones y prestaciones públicas del sistema de Seguridad Social, fija las cuantías vigentes para el año 2020 de los subsidios económicos para personas con discapacidad regulados por el Real Decreto 383/1984, de 1 de febrero. De este modo, quedan fijados los importes mensuales siguientes:

- Subsidio de Garantía de Ingresos Mínimos, SGIM (14 pagas /año): 149,86 euros.
- Subsidio por Ayuda de Tercera Persona, SATP (14 pagas /año): 58,45 euros.
- Subsidio de Movilidad y Compensación por Gastos de Transporte, SMGT (12 pagas /año): 68,10 euros.

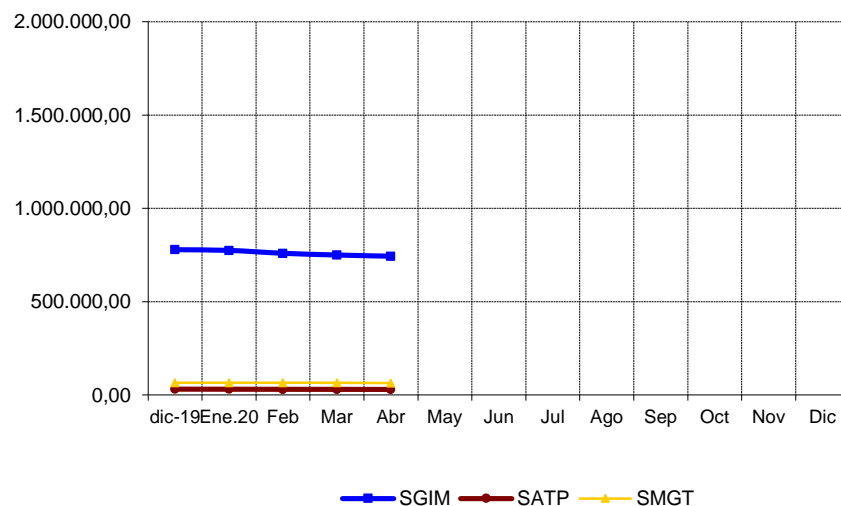
El incremento de la cuantía del SMGT se establece con efectos de 1 de enero de 2020, por lo que junto con la mensualidad de febrero se abonó a sus beneficiarios los atrasos correspondientes a dicha mensualidad, salvo en País Vasco que incluyó el incremento de la cuantía en la nómina del mes de enero.

De acuerdo con la información facilitada por el Área de Informática del Inmerso sobre los datos de nómina, así como por los órganos gestores de las Comunidades Autónomas de Navarra y del País Vasco, el número de beneficiarios distintos en el mes de abril asciende a 11.194, un 1,57% menos que en el mes anterior. El número total de prestaciones reconocidas asciende a 12.003, cifra ésta superior a la de los beneficiarios distintos, ya que una misma persona puede tener reconocido el derecho a más de una prestación. Del total de prestaciones, 6.452 son de naturaleza económica, de las que el 77,29% corresponde al SGIM, el 8,00% al SATP y el 14,71% restante al SMGT. Por último, la prestación de ASPF la tenían reconocida un total de 5.551 personas, un 2,43% menos que en el mes anterior.

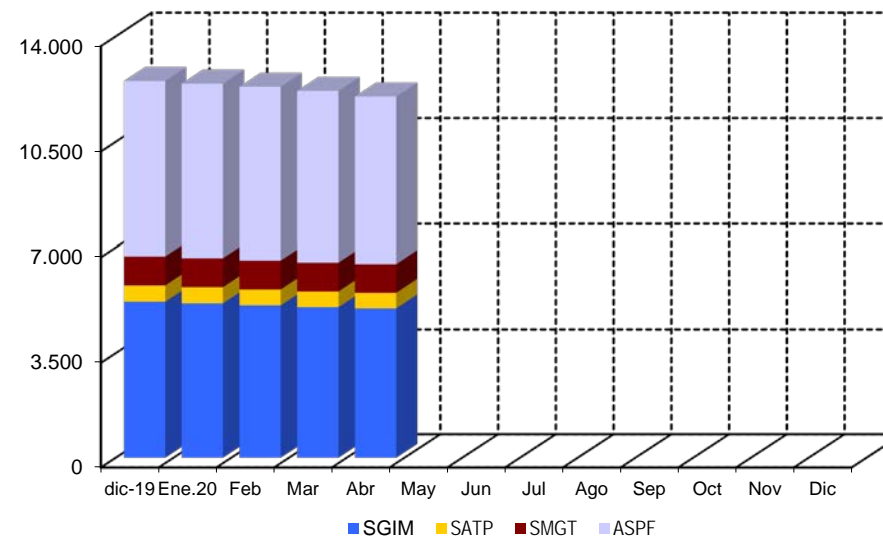
El siguiente cuadro refleja los datos básicos señalados de la nómina:

| NÓMINA DE ABRIL | BENEFICIARIOS DISTINTOS | SGIM | SATP | SMGT | ASPF | TOTAL PRESTACIONES |
|------------------------|--------------------------------|-------------|-------------|-------------|-------------|---------------------------|
| BENEFICIARIOS | 11.194 | 4.987 | 516 | 949 | 5.551 | 12.003 |
| IMPORTE | | 743.911,40 | 30.160,22 | 65.021,21 | | 839.092,83 |

Evolución importes nóminas mensuales



Evolución número prestaciones



El importe de la nómina del mes de abril ha ascendido a un total de 839.092,83 euros. No obstante, del total abonado el 88,66% corresponde al SGIM.

Finalmente, y conforme a la información disponible, los datos sobre el perfil tipo del beneficiario de las prestaciones sociales y económicas para personas con discapacidad muestran un predominio de las mujeres sobre los hombres - en una proporción de 3,5 a 1 - si bien la superioridad femenina no se manifiesta, aunque por escaso margen, entre los titulares menores de 45 años. Esta mujer tipo, con discapacidad de tipo físico, cuya edad es superior a los 75 años, convive preferentemente integrada en una unidad familiar de la que depende económicamente.

2.3 Situación y evolución de la gestión en trámite inicial

Como se ha señalado en la introducción de este informe, el volumen de la gestión de las prestaciones sociales y económicas para personas con discapacidad contempladas en el Real Decreto 383/1984, de 1 de febrero, se vio muy reducido tras la entrada en vigor de la Ley 26/1990, de 20 de diciembre, que suprimió los subsidios de Garantía de Ingresos Mínimos y por Ayuda de Tercera Persona. Los datos de la gestión de las solicitudes presentadas, resueltas, aprobadas y el índice de reconocimiento de las dos prestaciones vigentes (SMGT y ASPF), correspondientes al mes de abril se recogen en los anexos 58 a 61.

2.4 Seguimiento de la gestión derivada de las revisiones de oficio y a instancia de parte

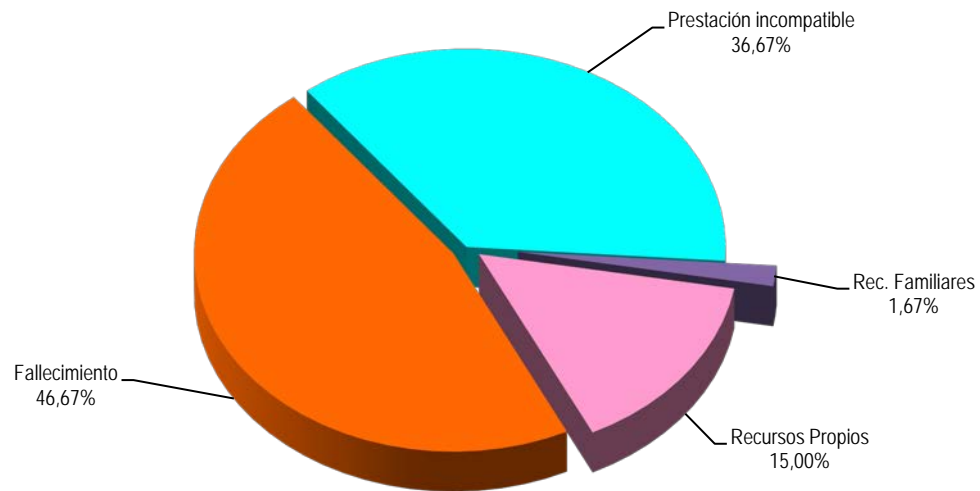
La revisión de oficio es la iniciada por el órgano gestor cuando, como resultado de las medidas de control disponibles o implantadas, conoce cualquier dato o información que pueda producir o haya producido una variación sobrevenida en los requisitos, y ello pueda dar lugar a la modificación de la cuantía o a la suspensión o extinción del derecho a la prestación, procediendo, en su caso, el abono de atrasos o la reclamación de las cantidades indebidamente percibidas. Por otro lado, las revisiones a instancia de parte se inician cuando el interesado, en cumplimiento de sus obligaciones, comunica al órgano gestor cualquier variación sobrevenida en su situación que pudiera tener incidencia en el derecho o en la cuantía reconocida de la prestación, siendo sus efectos resultantes idénticos a los ya indicados para las revisiones de oficio.

Los datos correspondientes al mes de abril se refieren al detalle de las situaciones finales derivadas de los procesos de revisión, cuyas cifras se reflejan en los anexos 62 a 71. Del análisis de los mismos, es posible obtener las siguientes conclusiones:

- ✓ Se han emitido en el mes 64 resoluciones en las que se ha modificado la cuantía, se ha suspendido o se ha extinguido el derecho a alguna de las prestaciones, de las que el 75% se corresponde con el SGIM.
- ✓ Se han realizado dos modificaciones de cuantía del SGIM.
- ✓ Se ha llevado a cabo dos suspensiones de las prestaciones, que no se deben a que el beneficiario de SGIM haya iniciado una actividad laboral.

- ✓ Se ha extinguido el derecho de 60 prestaciones, de las que el 75% corresponde a la prestación de SGIM. El siguiente gráfico refleja los distintos motivos de extinción en el total de prestaciones. Las causas de la pérdida del derecho están sustentadas, por este orden, en el fallecimiento del titular, en segundo lugar, en que el beneficiario sea titular de alguna prestación de análoga naturaleza y finalidad y de superior cuantía, y, en tercer lugar, en que el beneficiario disponga de recursos propios superiores al límite legalmente establecido teniendo el resto de causas escasa o ninguna presencia.

Causas de Extinción prestaciones sociales y económicas para personas con discapacidad



Anexos

2a Número de beneficiarios, prestaciones e importes de las nóminas

| | |
|---|---|
| PRESTACIONES DEL REAL DECRETO 383/1984, DE 1 DE FEBRERO EVOLUCIÓN DE LOS BENEFICIARIOS E IMPORTES DE LAS NÓMINAS | TOTAL ESTADO CON NAVARRA Y EL PAÍS VASCO |
|---|---|

| MENSUALIDADES | NUMERO DE BENEFICIARIOS DISTINTOS | SGIM | | SATP | | SMGT(1) | | TOTAL | | ASPF |
|-----------------------|-----------------------------------|------------------------|---------------------|------------------------|-------------------|------------------------|-------------------|------------------------|---------------------|------------------------|
| | | NÚMERO DE PRESTACIONES | IMPORTE BRUTO | NÚMERO DE PRESTACIONES | IMPORTE BRUTO | NÚMERO DE PRESTACIONES | IMPORTE BRUTO | NÚMERO DE PRESTACIONES | IMPORTE BRUTO | NÚMERO DE PRESTACIONES |
| AÑO 2013 | 23.215 | 12.960 | 28.912.773,95 | 1.341 | 1.180.157,55 | 1.556 | 1.215.199,20 | 15.857 | 31.308.130,70 | 9.509 |
| AÑO 2014 | 20.187 | 11.143 | 24.870.951,48 | 1.144 | 1.005.047,72 | 1.456 | 1.154.950,30 | 13.743 | 27.030.949,50 | 8.269 |
| AÑO 2015 | 18.271 | 9.577 | 21.304.512,47 | 992 | 855.708,37 | 1.367 | 1.093.624,60 | 11.936 | 23.253.845,44 | 7.912 |
| AÑO 2016 | 16.412 | 8.199 | 18.341.052,62 | 845 | 745.208,74 | 1.219 | 1.003.934,49 | 10.263 | 20.090.195,85 | 7.494 |
| AÑO 2017 | 14.539 | 7.068 | 15.776.196,82 | 726 | 637.893,93 | 1.121 | 900.812,42 | 8.915 | 17.314.903,17 | 6.781 |
| AÑO 2018 | 12.912 | 5.981 | 13.431.539,56 | 604 | 536.598,30 | 956 | 827.281,96 | 7.541 | 14.795.419,82 | 6.325 |
| AÑO 2019 | 11.675 | 5.209 | 11.579.319,41 | 540 | 468.856,97 | 956 | 808.874,48 | 6.705 | 12.857.050,86 | 5.812 |
| AÑO 2020 | | | | | | | | | | |
| ENERO | 11.597 | 5.156 | 775.052,54 | 535 | 31.270,77 | 956 | 65.275,11 | 6.647 | 871.598,42 | 5.785 |
| FEBRERO | 11.502 | 5.088 | 759.616,96 | 527 | 30.803,17 | 954 | 66.184,81 | 6.569 | 856.604,94 | 5.757 |
| MARZO | 11.373 | 5.027 | 750.322,38 | 522 | 30.510,92 | 953 | 66.481,01 | 6.502 | 847.314,31 | 5.689 |
| ABRIL | 11.194 | 4.987 | 743.911,40 | 516 | 30.160,22 | 949 | 65.021,21 | 6.452 | 839.092,83 | 5.551 |
| MAYO | | | | | | | | | | |
| JUNIO * | | | | | | | | | | |
| JULIO | | | | | | | | | | |
| AGOSTO | | | | | | | | | | |
| SEPTIEMBRE | | | | | | | | | | |
| OCTUBRE | | | | | | | | | | |
| NOVIEMBRE * | | | | | | | | | | |
| DICIEMBRE | | | | | | | | | | |
| TOTAL AÑO 2020 | | | 3.028.903,28 | | 122.745,08 | | 262.962,14 | | 3.414.610,50 | |

* En SGIM y SATP, junto a la mensualidad se abona una paga extra

(1) En importes se incluye lo abonado en concepto de atrasos por la revalorización de 2020, salvo País Vasco que incluyó la revalorización en nómina de enero.

PRESTACIONES DEL REAL DECRETO 383/1984, DE 1 DE FEBRERO

BENEFICIARIOS E IMPORTE DE LA NÓMINA

ABRIL

| CC.AA. Y/O PROVINCIAS | NÚMERO DE BENEFICIARIOS DISTINTOS | SGIM | | SATP | | SMGT | | T O T A L | | ASPF |
|-----------------------------|---|---------------------------|-------------------|---------------------------|------------------|---------------------------|------------------|---------------------------|-------------------|---------------------------|
| | | NÚMERO DE PRESTACIONES | IMPORTE BRUTO | NÚMERO DE PRESTACIONES | IMPORTE BRUTO | NÚMERO DE PRESTACIONES | IMPORTE BRUTO | NÚMERO DE PRESTACIONES | IMPORTE BRUTO | NÚMERO DE PRESTACIONES |
| ANDALUCÍA | 1.761 | 1.175 | 175.537,64 | 134 | 7.832,30 | 103 | 7.005,90 | 1.412 | 190.375,84 | 564 |
| ALMERÍA | 343 | 272 | 40.519,19 | 20 | 1.169,00 | 31 | 2.105,50 | 323 | 43.793,69 | 49 |
| CÁDIZ | 178 | 126 | 18.882,36 | 16 | 935,20 | 19 | 1.293,90 | 161 | 21.111,46 | 43 |
| CÓRDOBA | 89 | 61 | 9.141,46 | 8 | 467,60 | 10 | 681,00 | 79 | 10.290,06 | 17 |
| GRANADA | 133 | 41 | 6.086,41 | 7 | 409,15 | 3 | 204,30 | 51 | 6.699,86 | 95 |
| HUELVA | 55 | 29 | 4.345,94 | 4 | 233,80 | 3 | 204,30 | 36 | 4.784,04 | 23 |
| JAÉN | 88 | 75 | 10.992,22 | 9 | 526,05 | 2 | 136,20 | 86 | 11.654,47 | 16 |
| MÁLAGA | 739 | 501 | 75.079,86 | 61 | 3.565,45 | 21 | 1.427,30 | 583 | 80.072,61 | 270 |
| SEVILLA | 136 | 70 | 10.490,20 | 9 | 526,05 | 14 | 953,40 | 93 | 11.969,65 | 51 |
| ARAGÓN | 310 | 151 | 22.628,86 | 11 | 642,95 | 30 | 2.038,40 | 192 | 25.310,21 | 140 |
| HUESCA | 37 | 20 | 2.997,20 | 0 | 0,00 | 0 | 0,00 | 20 | 2.997,20 | 18 |
| TERUEL | 18 | 11 | 1.648,46 | 1 | 58,45 | 3 | 204,30 | 15 | 1.911,21 | 4 |
| ZARAGOZA | 255 | 120 | 17.983,20 | 10 | 584,50 | 27 | 1.834,10 | 157 | 20.401,80 | 118 |
| ASTURIAS | 394 | 228 | 34.066,32 | 14 | 818,30 | 18 | 1.225,80 | 260 | 36.110,42 | 153 |
| ILLES BALEARS | 55 | 55 | 8.242,30 | 9 | 526,05 | 3 | 204,30 | 67 | 8.972,65 | 0 |
| CANARIAS | 135 | 35 | 5.245,10 | 6 | 350,70 | 22 | 1.566,30 | 63 | 7.162,10 | 81 |
| LAS PALMAS | 88 | 9 | 1.348,74 | 0 | 0,00 | 15 | 1.089,60 | 24 | 2.438,34 | 65 |
| S.C. TENERIFE | 47 | 26 | 3.896,36 | 6 | 350,70 | 7 | 476,70 | 39 | 4.723,76 | 16 |
| CANTABRIA | 103 | 98 | 14.620,33 | 10 | 584,50 | 5 | 340,50 | 113 | 15.545,33 | 0 |
| CASTILLA Y LEÓN | 1.548 | 445 | 66.263,10 | 64 | 3.740,80 | 40 | 2.792,10 | 549 | 72.796,00 | 1.076 |
| ÁVILA | 267 | 33 | 4.852,97 | 11 | 642,95 | 3 | 204,30 | 47 | 5.700,22 | 230 |
| BURGOS | 57 | 35 | 5.245,10 | 2 | 116,90 | 8 | 544,80 | 45 | 5.906,80 | 14 |
| LEÓN | 498 | 101 | 14.909,80 | 10 | 584,50 | 6 | 476,70 | 117 | 15.971,00 | 392 |
| PALENCIA | 137 | 36 | 5.394,96 | 3 | 175,35 | 7 | 476,70 | 46 | 6.047,01 | 97 |
| SALAMANCA | 343 | 56 | 8.286,03 | 8 | 467,60 | 2 | 136,20 | 66 | 8.889,83 | 288 |
| SEGOVIA | 45 | 29 | 4.345,94 | 8 | 467,60 | 1 | 68,10 | 38 | 4.881,64 | 17 |
| SORIA | 26 | 19 | 2.847,34 | 4 | 233,80 | 2 | 136,20 | 25 | 3.217,34 | 7 |
| VALLADOLID | 122 | 99 | 14.836,14 | 6 | 350,70 | 6 | 408,60 | 111 | 15.595,44 | 19 |
| ZAMORA | 53 | 37 | 5.544,82 | 12 | 701,40 | 5 | 340,50 | 54 | 6.586,72 | 12 |
| CASTILLA-LA MANCHA | 1.943 | 278 | 41.483,42 | 44 | 2.571,80 | 10 | 681,00 | 332 | 44.736,22 | 1.667 |
| ALBACETE | 397 | 54 | 7.914,78 | 9 | 526,05 | 0 | 0,00 | 63 | 8.440,83 | 342 |
| CIUDAD REAL | 778 | 38 | 5.694,68 | 5 | 292,25 | 4 | 272,40 | 47 | 6.259,33 | 739 |
| CUENCA | 292 | 41 | 6.144,26 | 4 | 233,80 | 1 | 68,10 | 46 | 6.446,16 | 252 |
| GUADALAJARA | 35 | 30 | 4.495,80 | 9 | 526,05 | 3 | 204,30 | 42 | 5.226,15 | 5 |
| TOLEDO | 441 | 115 | 17.233,90 | 17 | 993,65 | 2 | 136,20 | 134 | 18.363,75 | 329 |

(Continúa al dorso)

| CC.AA. Y/O PROVINCIAS | NÚMERO DE BENEFICIARIOS DISTINTOS | SGIM | | SATP | | SMGT | | T O T A L | | ASPF |
|-----------------------------|---|---------------------------|-------------------|---------------------------|------------------|---------------------------|------------------|---------------------------|-------------------|---------------------------|
| | | NÚMERO DE PRESTACIONES | IMPORTE BRUTO | NÚMERO DE PRESTACIONES | IMPORTE BRUTO | NÚMERO DE PRESTACIONES | IMPORTE BRUTO | NÚMERO DE PRESTACIONES | IMPORTE BRUTO | NÚMERO DE PRESTACIONES |
| CATALUNYA | 522 | 488 | 72.893,02 | 25 | 1.461,25 | 31 | 2.111,10 | 544 | 76.465,37 | 22 |
| BARCELONA | 362 | 341 | 50.943,66 | 11 | 642,95 | 21 | 1.430,10 | 373 | 53.016,71 | 10 |
| GIRONA | 37 | 33 | 4.945,38 | 3 | 175,35 | 4 | 272,40 | 40 | 5.393,13 | 1 |
| LLEIDA | 55 | 48 | 7.193,28 | 8 | 467,60 | 4 | 272,40 | 60 | 7.933,28 | 6 |
| TARRAGONA | 68 | 66 | 9.810,70 | 3 | 175,35 | 2 | 136,20 | 71 | 10.122,25 | 5 |
| COMUNIDAD VALENCIANA | 1.150 | 492 | 73.350,65 | 46 | 2.688,70 | 122 | 8.379,61 | 660 | 84.418,96 | 568 |
| ALICANTE | 557 | 298 | 44.336,11 | 13 | 759,85 | 21 | 1.430,10 | 332 | 46.526,06 | 259 |
| CASTELLÓN | 69 | 48 | 7.134,98 | 4 | 233,80 | 19 | 1.293,90 | 71 | 8.662,68 | 4 |
| VALENCIA | 524 | 146 | 21.879,56 | 29 | 1.695,05 | 82 | 5.655,61 | 257 | 29.230,22 | 305 |
| EXTREMADURA | 215 | 196 | 29.211,45 | 25 | 1.461,25 | 10 | 681,00 | 231 | 31.353,70 | 14 |
| BADAJOS | 101 | 93 | 13.882,89 | 11 | 642,95 | 2 | 136,20 | 106 | 14.662,04 | 5 |
| CÁCERES | 114 | 103 | 15.328,56 | 14 | 818,30 | 8 | 544,80 | 125 | 16.691,66 | 9 |
| GALICIA | 275 | 187 | 27.577,90 | 30 | 1.753,50 | 45 | 3.064,50 | 262 | 32.395,90 | 56 |
| A CORUÑA | 104 | 72 | 10.481,50 | 17 | 993,65 | 30 | 2.043,00 | 119 | 13.518,15 | 1 |
| LUGO | 34 | 7 | 1.049,02 | 2 | 116,90 | 11 | 749,10 | 20 | 1.915,02 | 17 |
| OURENSE | 34 | 16 | 2.397,76 | 1 | 58,45 | 1 | 68,10 | 18 | 2.524,31 | 17 |
| PONTEVEDRA | 103 | 92 | 13.649,62 | 10 | 584,50 | 3 | 204,30 | 105 | 14.438,42 | 21 |
| MADRID | 1.037 | 379 | 56.796,94 | 39 | 2.279,55 | 95 | 6.469,50 | 513 | 65.545,99 | 607 |
| MURCIA | 1.027 | 492 | 72.759,78 | 25 | 1.461,25 | 47 | 3.200,70 | 564 | 77.421,73 | 510 |
| NAVARRA | 68 | 40 | 6.069,31 | 11 | 642,97 | 9 | 612,90 | 60 | 7.325,18 | 18 |
| PAÍS VASCO | 228 | 156 | 23.378,16 | 15 | 876,75 | 60 | 4.290,30 | 231 | 28.545,21 | 31 |
| ARABA/ÁLAVA | 36 | 25 | 3.746,50 | 7 | 409,15 | 4 | 272,40 | 36 | 4.428,05 | 9 |
| GIPUZKOA | 88 | 42 | 6.294,12 | 4 | 233,80 | 46 | 3.336,90 | 92 | 9.864,82 | 17 |
| BIZKAIA | 104 | 89 | 13.337,54 | 4 | 233,80 | 10 | 681,00 | 103 | 14.252,34 | 5 |
| LA RIOJA | 46 | 29 | 4.345,94 | 1 | 58,45 | 2 | 136,20 | 32 | 4.540,59 | 16 |
| CEUTA | 89 | 36 | 5.394,96 | 4 | 233,80 | 37 | 2.519,70 | 77 | 8.148,46 | 24 |
| MELILLA | 288 | 27 | 4.046,22 | 3 | 175,35 | 260 | 17.701,40 | 290 | 21.922,97 | 4 |
| TOTAL ESTADO | 11.194 | 4.987 | 743.911,40 | 516 | 30.160,22 | 949 | 65.021,21 | 6.452 | 839.092,83 | 5.551 |

2b Prestaciones sociales y económicas para personas con discapacidad:

Datos de la gestión mensual y anual

PRESTACIONES DEL REAL DECRETO 383/1984, DE 1 DE FEBRERO DATOS DE GESTIÓN CORRESPONDIENTES AL MES DE ABRIL DE 2020

| CC.AA. Y/O PROVINCIAS | SUBSIDIO DE MOVILIDAD Y COMPENSACIÓN PARA | | | | | | ASISTENCIA SANITARIA Y PRESTACIÓN FARMACÉUTICA | | | | | TOTAL PRESTACIONES | | | | | | |
|-----------------------------|---|---------------------------------|-------|---------------------|---|------------------|--|------------|-------|---------------------|---|--------------------|-------------------|-----------------------|-------|---------------------|---|------------------|
| | PTES. MES ANT. | GASTOS DE TRANSPORTE (S.M.G.T.) | | | | PTES. FIN MES | PTES. MES ANT. | (A.S.P.F.) | | | | PTES. FIN MES | PTES. MES ANT. | REAL DECRETO 383/1984 | | | | PTES. FIN MES |
| | | SOLC. | REST. | APRB. (nº y % C.R.) | | | | SOLC. | REST. | APRB. (nº y % C.R.) | | | | SOLC. | REST. | APRB. (nº y % C.R.) | | |
| ANDALUCÍA | 28 | 0 | 0 | 0 | - | 28 | 11 | 0 | 0 | 0 | - | 11 | 39 | 0 | 0 | 0 | - | 39 |
| ALMERÍA | 0 | 0 | 0 | 0 | - | 0 | 0 | 0 | 0 | - | 0 | 0 | 0 | 0 | 0 | 0 | - | 0 |
| CÁDIZ | 7 | 0 | 0 | 0 | - | 7 | 1 | 0 | 0 | 0 | - | 1 | 8 | 0 | 0 | 0 | - | 8 |
| CÓRDOBA | 2 | 0 | 0 | 0 | - | 2 | 0 | 0 | 0 | - | 0 | 2 | 0 | 0 | 0 | 0 | - | 2 |
| GRANADA | 2 | 0 | 0 | 0 | - | 2 | 1 | 0 | 0 | 0 | - | 1 | 3 | 0 | 0 | 0 | - | 3 |
| HUELVA | 0 | 0 | 0 | 0 | - | 0 | 0 | 0 | 0 | - | 0 | 0 | 0 | 0 | 0 | 0 | - | 0 |
| JAÉN | 0 | 0 | 0 | 0 | - | 0 | 0 | 0 | 0 | - | 0 | 0 | 0 | 0 | 0 | 0 | - | 0 |
| MÁLAGA | 2 | 0 | 0 | 0 | - | 2 | 0 | 0 | 0 | 0 | - | 0 | 2 | 0 | 0 | 0 | - | 2 |
| SEVILLA | 15 | 0 | 0 | 0 | - | 15 | 9 | 0 | 0 | 0 | - | 9 | 24 | 0 | 0 | 0 | - | 24 |
| ARAGÓN | 0 | 0 | 0 | 0 | - | 0 | 0 | 0 | 0 | - | 0 | 0 | 0 | 0 | 0 | 0 | - | 0 |
| HUESCA | 0 | 0 | 0 | 0 | - | 0 | 0 | 0 | 0 | - | 0 | 0 | 0 | 0 | 0 | 0 | - | 0 |
| TERUEL | 0 | 0 | 0 | 0 | - | 0 | 0 | 0 | 0 | - | 0 | 0 | 0 | 0 | 0 | 0 | - | 0 |
| ZARAGOZA | 0 | 0 | 0 | 0 | - | 0 | 0 | 0 | 0 | - | 0 | 0 | 0 | 0 | 0 | 0 | - | 0 |
| ASTURIAS | 0 | 0 | 0 | 0 | - | 0 | 0 | 0 | 0 | - | 0 | 0 | 0 | 0 | 0 | 0 | - | 0 |
| ILLES BALEARS | 0 | 0 | 0 | 0 | - | 0 | 0 | 0 | 0 | - | 0 | 0 | 0 | 0 | 0 | 0 | - | 0 |
| CANARIAS | 2 | 0 | 0 | 0 | - | 2 | 0 | 0 | 0 | - | 0 | 2 | 0 | 0 | 0 | 0 | - | 2 |
| LAS PALMAS | 1 | 0 | 0 | 0 | - | 1 | 0 | 0 | 0 | - | 0 | 1 | 0 | 0 | 0 | 0 | - | 1 |
| S.C. TENERIFE | 1 | 0 | 0 | 0 | - | 1 | 0 | 0 | 0 | - | 0 | 1 | 0 | 0 | 0 | 0 | - | 1 |
| CANTABRIA | 0 | 0 | 0 | 0 | - | 0 | 0 | 0 | 0 | - | 0 | 0 | 0 | 0 | 0 | 0 | - | 0 |
| CASTILLA Y LEÓN | 2 | 0 | 0 | 0 | - | 2 | 1 | 0 | 0 | 0 | - | 1 | 3 | 0 | 0 | 0 | - | 3 |
| ÁVILA | 0 | 0 | 0 | 0 | - | 0 | 0 | 0 | 0 | - | 0 | 0 | 0 | 0 | 0 | 0 | - | 0 |
| BURGOS | 0 | 0 | 0 | 0 | - | 0 | 1 | 0 | 0 | 0 | - | 1 | 1 | 0 | 0 | 0 | - | 1 |
| LEÓN | 2 | 0 | 0 | 0 | - | 2 | 0 | 0 | 0 | - | 0 | 2 | 0 | 0 | 0 | 0 | - | 2 |
| PALENCIA | 0 | 0 | 0 | 0 | - | 0 | 0 | 0 | 0 | - | 0 | 0 | 0 | 0 | 0 | 0 | - | 0 |
| SALAMANCA | 0 | 0 | 0 | 0 | - | 0 | 0 | 0 | 0 | - | 0 | 0 | 0 | 0 | 0 | 0 | - | 0 |
| SEGOVIA | 0 | 0 | 0 | 0 | - | 0 | 0 | 0 | 0 | - | 0 | 0 | 0 | 0 | 0 | 0 | - | 0 |
| SORIA | 0 | 0 | 0 | 0 | - | 0 | 0 | 0 | 0 | - | 0 | 0 | 0 | 0 | 0 | 0 | - | 0 |
| VALLADOLID | 0 | 0 | 0 | 0 | - | 0 | 0 | 0 | 0 | - | 0 | 0 | 0 | 0 | 0 | 0 | - | 0 |
| ZAMORA | 0 | 0 | 0 | 0 | - | 0 | 0 | 0 | 0 | - | 0 | 0 | 0 | 0 | 0 | 0 | - | 0 |
| CASTILLA-LA MANCHA | 4 | 0 | 0 | 0 | - | 4 | 4 | 0 | 0 | 0 | - | 4 | 8 | 0 | 0 | 0 | - | 8 |
| ALBACETE | 0 | 0 | 0 | 0 | - | 0 | 0 | 0 | 0 | - | 0 | 0 | 0 | 0 | 0 | 0 | - | 0 |
| CIUDAD REAL | ERROR | 0 | 0 | 0 | - | #¡VALOR! | 4 | 0 | 0 | 0 | - | 4 | #¡VALOR! | 0 | 0 | 0 | - | #¡VALOR! |
| CUENCA | 0 | 0 | 0 | 0 | - | 0 | 0 | 0 | 0 | - | 0 | 0 | 0 | 0 | 0 | 0 | - | 0 |
| GUADALAJARA | 0 | 0 | 0 | 0 | - | 0 | 0 | 0 | 0 | - | 0 | 0 | 0 | 0 | 0 | 0 | - | 0 |
| TOLEDO | 0 | 0 | 0 | 0 | - | 0 | 0 | 0 | 0 | - | 0 | 0 | 0 | 0 | 0 | 0 | - | 0 |

(Continúa al dorso)

| CC.AA. Y/O PROVINCIAS | SUBSIDIO DE MOVILIDAD Y COMPENSACIÓN PARA | | | | | ASISTENCIA SANITARIA Y PRESTACIÓN FARMACÉUTICA | | | | | TOTAL PRESTACIONES | | | | | | | |
|-----------------------------|---|---------------------------------|-------|---------------------|---------------|--|------------|-------|---------------------|---------------|--------------------|-----------------------|-------|---------------------|---------------|---|--------|----|
| | PTE. MES ANT. | GASTOS DE TRANSPORTE (S.M.G.T.) | | | PTE. FINAL | PTE. MES ANT. | (A.S.P.F.) | | | PTE. FINAL | PTE. MES ANT. | REAL DECRETO 383/1984 | | | PTE. FINAL | | | |
| | | SOLC. | REST. | APRB. (nº y % C.R.) | | | SOLC. | REST. | APRB. (nº y % C.R.) | | | SOLC. | REST. | APRB. (nº y % C.R.) | | | | |
| CATALUNYA | 13 | 0 | 0 | 0 | - | 13 | 0 | 0 | 0 | 0 | - | 0 | 13 | 0 | 0 | 0 | - | 13 |
| BARCELONA | 7 | 0 | 0 | 0 | - | 7 | 0 | 0 | 0 | 0 | - | 0 | 7 | 0 | 0 | 0 | - | 7 |
| GIRONA | 2 | 0 | 0 | 0 | - | 2 | 0 | 0 | 0 | 0 | - | 0 | 2 | 0 | 0 | 0 | - | 2 |
| LLEIDA | 4 | 0 | 0 | 0 | - | 4 | 0 | 0 | 0 | 0 | - | 0 | 4 | 0 | 0 | 0 | - | 4 |
| TARRAGONA | 0 | 0 | 0 | 0 | - | 0 | 0 | 0 | 0 | 0 | - | 0 | 0 | 0 | 0 | 0 | - | 0 |
| COMUNIDAD VALENCIANA | 1 | 0 | 0 | 0 | - | 1 | 0 | 0 | 0 | 0 | - | 0 | 1 | 0 | 0 | 0 | - | 1 |
| ALICANTE | 0 | 0 | 0 | 0 | - | 0 | 0 | 0 | 0 | 0 | - | 0 | 0 | 0 | 0 | 0 | - | 0 |
| CASTELLÓN | 0 | 0 | 0 | 0 | - | 0 | 0 | 0 | 0 | 0 | - | 0 | 0 | 0 | 0 | 0 | - | 0 |
| VALENCIA | 1 | 0 | 0 | 0 | - | 1 | 0 | 0 | 0 | 0 | - | 0 | 1 | 0 | 0 | 0 | - | 1 |
| EXTREMADURA | 0 | 0 | 0 | 0 | - | 0 | 0 | 0 | 0 | 0 | - | 0 | 0 | 0 | 0 | 0 | - | 0 |
| BADAJOS | 0 | 0 | 0 | 0 | - | 0 | 0 | 0 | 0 | 0 | - | 0 | 0 | 0 | 0 | 0 | - | 0 |
| CÁCERES | 0 | 0 | 0 | 0 | - | 0 | 0 | 0 | 0 | 0 | - | 0 | 0 | 0 | 0 | 0 | - | 0 |
| GALICIA | 1 | 0 | 0 | 0 | - | 1 | 0 | 0 | 0 | 0 | - | 0 | 1 | 0 | 0 | 0 | - | 1 |
| A CORUÑA | 0 | 0 | 0 | 0 | - | 0 | 0 | 0 | 0 | 0 | - | 0 | 0 | 0 | 0 | 0 | - | 0 |
| LUGO | 0 | 0 | 0 | 0 | - | 0 | 0 | 0 | 0 | 0 | - | 0 | 0 | 0 | 0 | 0 | - | 0 |
| OURENSE | 0 | 0 | 0 | 0 | - | 0 | 0 | 0 | 0 | 0 | - | 0 | 0 | 0 | 0 | 0 | - | 0 |
| PONTEVEDRA | 1 | 0 | 0 | 0 | - | 1 | 0 | 0 | 0 | 0 | - | 0 | 1 | 0 | 0 | 0 | - | 1 |
| MADRID | 1 | 3 | 3 | 0 | - | 1 | 0 | 3 | 3 | 0 | - | 0 | 1 | 6 | 6 | 0 | - | 1 |
| MURCIA | 4 | 0 | 0 | 0 | - | 4 | 0 | 0 | 0 | 0 | - | 0 | 4 | 0 | 0 | 0 | - | 4 |
| NAVARRA | 0 | 0 | 0 | 0 | - | 0 | 0 | 0 | 0 | 0 | - | 0 | 0 | 0 | 0 | 0 | - | 0 |
| PAÍS VASCO | 0 | 1 | 1 | 1 | 100,00 | 0 | 0 | 0 | 0 | 0 | - | 0 | 0 | 1 | 1 | 1 | 100,00 | 0 |
| ARABA/ÁLAVA | 0 | 0 | 0 | 0 | - | 0 | 0 | 0 | 0 | 0 | - | 0 | 0 | 0 | 0 | 0 | - | 0 |
| GIPUZKOA | 0 | 1 | 1 | 1 | 100,00 | 0 | 0 | 0 | 0 | 0 | - | 0 | 0 | 1 | 1 | 1 | 100,00 | 0 |
| BIZKAIA | 0 | 0 | 0 | 0 | - | 0 | 0 | 0 | 0 | 0 | - | 0 | 0 | 0 | 0 | 0 | - | 0 |
| LA RIOJA | 1 | 0 | 1 | 0 | - | 0 | 0 | 0 | 0 | 0 | - | 0 | 1 | 0 | 1 | 0 | - | 0 |
| CEUTA | 1 | 0 | 1 | 1 | 100,00 | 0 | 0 | 0 | 0 | 0 | - | 0 | 1 | 0 | 1 | 1 | 100,00 | 0 |
| MELILLA | 16 | 1 | 3 | 0 | - | 14 | 0 | 0 | 0 | 0 | - | 0 | 16 | 1 | 3 | 0 | - | 14 |

| | | | | | | | | | | | | | | | | | | |
|--------------|----|---|---|---|-------|----|----|---|---|---|---|----|----|---|----|---|-------|----|
| TOTAL ESTADO | 74 | 5 | 9 | 2 | 22,22 | 70 | 16 | 3 | 3 | 0 | - | 16 | 90 | 8 | 12 | 2 | 16,67 | 86 |
|--------------|----|---|---|---|-------|----|----|---|---|---|---|----|----|---|----|---|-------|----|

PRESTACIONES DEL REAL DECRETO 383/1984, DE 1 DE FEBRERO

DATOS DE GESTIÓN CORRESPONDIENTES AL AÑO 2020 HASTA ABRIL

| CC.AA. Y/O PROVINCIAS | SUBSIDIO DE MOVILIDAD Y COMPENSACIÓN PARA | | | | | | ASISTENCIA SANITARIA Y PRESTACIÓN FARMACÉUTICA | | | | | | TOTAL PRESTACIONES | | | | | |
|-----------------------------|---|---------------------------------|-------|---------------------|--------|---------------|--|------------|-------|---------------------|---|---------------|--------------------|-----------------------|-------|---------------------|--------|---------------|
| | PTE. AÑO ANT. | GASTOS DE TRANSPORTE (S.M.G.T.) | | | | PTE. FINAL | PTE. AÑO ANT. | (A.S.P.F.) | | | | PTE. FINAL | PTE. AÑO ANT. | REAL DECRETO 383/1984 | | | | PTE. FINAL |
| | | SOLC. | REST. | APRB. (nº y % C.R.) | | | | SOLC. | REST. | APRB. (nº y % C.R.) | | | | SOLC. | REST. | APRB. (nº y % C.R.) | | |
| ANDALUCÍA | 28 | 17 | 17 | 2 | 11,76 | 28 | 17 | 11 | 17 | 0 | - | 11 | 45 | 28 | 34 | 2 | 5,88 | 39 |
| ALMERÍA (*) | 0 | 1 | 1 | 0 | - | 0 | 0 | 3 | 3 | 0 | - | 0 | 0 | 4 | 4 | 0 | - | 0 |
| CÁDIZ | 7 | 2 | 2 | 0 | - | 7 | 1 | 2 | 2 | 0 | - | 1 | 8 | 4 | 4 | 0 | - | 8 |
| CÓRDOBA | 0 | 2 | 0 | 0 | - | 2 | 0 | 0 | 0 | 0 | - | 0 | 0 | 2 | 0 | 0 | - | 2 |
| GRANADA | 2 | 0 | 0 | 0 | - | 2 | 1 | 0 | 0 | 0 | - | 1 | 3 | 0 | 0 | 0 | - | 3 |
| HUELVA | 2 | 0 | 2 | 1 | 50,00 | 0 | 0 | 0 | 0 | 0 | - | 0 | 2 | 0 | 2 | 1 | 50,00 | 0 |
| JAÉN | 0 | 0 | 0 | 0 | - | 0 | 0 | 0 | 0 | 0 | - | 0 | 0 | 0 | 0 | 0 | - | 0 |
| MÁLAGA | 10 | 4 | 12 | 1 | 8,33 | 2 | 10 | 2 | 12 | 0 | - | 0 | 20 | 6 | 24 | 1 | 4,17 | 2 |
| SEVILLA | 7 | 8 | 0 | 0 | - | 15 | 5 | 4 | 0 | 0 | - | 9 | 12 | 12 | 0 | 0 | - | 24 |
| ARAGÓN | 0 | 1 | 1 | 0 | - | 0 | 1 | 1 | 2 | 0 | - | 0 | 1 | 2 | 3 | 0 | - | 0 |
| HUESCA | 0 | 0 | 0 | 0 | - | 0 | 1 | 0 | 1 | 0 | - | 0 | 1 | 0 | 1 | 0 | - | 0 |
| TERUEL | 0 | 0 | 0 | 0 | - | 0 | 0 | 0 | 0 | 0 | - | 0 | 0 | 0 | 0 | 0 | - | 0 |
| ZARAGOZA | 0 | 1 | 1 | 0 | - | 0 | 0 | 1 | 1 | 0 | - | 0 | 0 | 2 | 2 | 0 | - | 0 |
| ASTURIAS | 0 | 0 | 0 | 0 | - | 0 | 0 | 0 | 0 | 0 | - | 0 | 0 | 0 | 0 | 0 | - | 0 |
| ILLES BALEARS | 0 | 0 | 0 | 0 | - | 0 | 0 | 0 | 0 | 0 | - | 0 | 0 | 0 | 0 | 0 | - | 0 |
| CANARIAS | 0 | 3 | 1 | 1 | 100,00 | 2 | 0 | 0 | 0 | 0 | - | 0 | 0 | 3 | 1 | 1 | 100,00 | 2 |
| LAS PALMAS | 0 | 2 | 1 | 1 | 100,00 | 1 | 0 | 0 | 0 | 0 | - | 0 | 0 | 2 | 1 | 1 | 100,00 | 1 |
| S.C. TENERIFE | 0 | 1 | 0 | 0 | - | 1 | 0 | 0 | 0 | 0 | - | 0 | 0 | 1 | 0 | 0 | - | 1 |
| CANTABRIA | 0 | 0 | 0 | 0 | - | 0 | 0 | 0 | 0 | 0 | - | 0 | 0 | 0 | 0 | 0 | - | 0 |
| CASTILLA Y LEÓN | 1 | 5 | 4 | 2 | 50,00 | 2 | 1 | 1 | 1 | 0 | - | 1 | 2 | 6 | 5 | 2 | 40,00 | 3 |
| ÁVILA | 0 | 1 | 1 | 0 | - | 0 | 0 | 0 | 0 | 0 | - | 0 | 0 | 1 | 1 | 0 | - | 0 |
| BURGOS | 0 | 0 | 0 | 0 | - | 0 | 1 | 1 | 1 | 0 | - | 1 | 1 | 1 | 1 | 0 | - | 1 |
| LEÓN | 1 | 3 | 2 | 2 | 100,00 | 2 | 0 | 0 | 0 | 0 | - | 0 | 1 | 3 | 2 | 2 | 100,00 | 2 |
| PALENCIA | 0 | 0 | 0 | 0 | - | 0 | 0 | 0 | 0 | 0 | - | 0 | 0 | 0 | 0 | 0 | - | 0 |
| SALAMANCA | 0 | 0 | 0 | 0 | - | 0 | 0 | 0 | 0 | 0 | - | 0 | 0 | 0 | 0 | 0 | - | 0 |
| SEGOVIA | 0 | 0 | 0 | 0 | - | 0 | 0 | 0 | 0 | 0 | - | 0 | 0 | 0 | 0 | 0 | - | 0 |
| SORIA | 0 | 0 | 0 | 0 | - | 0 | 0 | 0 | 0 | 0 | - | 0 | 0 | 0 | 0 | 0 | - | 0 |
| VALLADOLID | 0 | 0 | 0 | 0 | - | 0 | 0 | 0 | 0 | 0 | - | 0 | 0 | 0 | 0 | 0 | - | 0 |
| ZAMORA | 0 | 1 | 1 | 0 | - | 0 | 0 | 0 | 0 | 0 | - | 0 | 0 | 1 | 1 | 0 | - | 0 |
| CASTILLA-LA MANCHA | 1 | 3 | 0 | 0 | - | 4 | 1 | 3 | 0 | 0 | - | 4 | 2 | 6 | 0 | 0 | - | 8 |
| ALBACETE | 0 | 0 | 0 | 0 | - | 0 | 0 | 0 | 0 | 0 | - | 0 | 0 | 0 | 0 | 0 | - | 0 |
| CIUDAD REAL | 1 | 3 | 0 | 0 | - | 4 | 1 | 3 | 0 | 0 | - | 4 | 2 | 6 | 0 | 0 | - | 8 |
| CUENCA | 0 | 0 | 0 | 0 | - | 0 | 0 | 0 | 0 | 0 | - | 0 | 0 | 0 | 0 | 0 | - | 0 |
| GUADALAJARA | 0 | 0 | 0 | 0 | - | 0 | 0 | 0 | 0 | 0 | - | 0 | 0 | 0 | 0 | 0 | - | 0 |
| TOLEDO | 0 | 0 | 0 | 0 | - | 0 | 0 | 0 | 0 | 0 | - | 0 | 0 | 0 | 0 | 0 | - | 0 |

(Continúa al dorso)

| CC.AA. Y/O PROVINCIAS | SUBSIDIO DE MOVILIDAD Y COMPENSACIÓN PARA | | | | | | ASISTENCIA SANITARIA Y PRESTACIÓN FARMACÉUTICA | | | | | | TOTAL PRESTACIONES | | | | | |
|-----------------------------|---|---------------------------------|-------|---------------------|--------|---------------|--|------------|-------|---------------------|---|---------------|--------------------|-----------------------|-------|---------------------|--------|---------------|
| | PTE. AÑO ANT. | GASTOS DE TRANSPORTE (S.M.G.T.) | | | | PTE. FINAL | PTE. AÑO ANT. | (A.S.P.F.) | | | | PTE. FINAL | PTE. AÑO ANT. | REAL DECRETO 383/1984 | | | | PTE. FINAL |
| | | SOLC. | REST. | APRB. (nº y % C.R.) | | | | SOLC. | REST. | APRB. (nº y % C.R.) | | | | SOLC. | REST. | APRB. (nº y % C.R.) | | |
| CATALUNYA | 15 | 4 | 6 | 0 | - | 13 | 0 | 0 | 0 | 0 | - | 0 | 15 | 4 | 6 | 0 | - | 13 |
| BARCELONA | 9 | 4 | 6 | 0 | - | 7 | 0 | 0 | 0 | 0 | - | 0 | 9 | 4 | 6 | 0 | - | 7 |
| GIRONA | 2 | 0 | 0 | 0 | - | 2 | 0 | 0 | 0 | 0 | - | 0 | 2 | 0 | 0 | 0 | - | 2 |
| LLEIDA | 4 | 0 | 0 | 0 | - | 4 | 0 | 0 | 0 | 0 | - | 0 | 4 | 0 | 0 | 0 | - | 4 |
| TARRAGONA | 0 | 0 | 0 | 0 | - | 0 | 0 | 0 | 0 | 0 | - | 0 | 0 | 0 | 0 | 0 | - | 0 |
| COMUNIDAD VALENCIANA | 2 | 3 | 4 | 2 | 50,00 | 1 | 0 | 0 | 0 | 0 | - | 0 | 2 | 3 | 4 | 2 | 50,00 | 1 |
| ALICANTE | 0 | 1 | 1 | 0 | - | 0 | 0 | 0 | 0 | 0 | - | 0 | 0 | 1 | 1 | 0 | - | 0 |
| CASTELLÓN | 0 | 0 | 0 | 0 | - | 0 | 0 | 0 | 0 | 0 | - | 0 | 0 | 0 | 0 | 0 | - | 0 |
| VALENCIA | 2 | 2 | 3 | 2 | 66,67 | 1 | 0 | 0 | 0 | 0 | - | 0 | 2 | 2 | 3 | 2 | 66,67 | 1 |
| EXTREMADURA | 1 | 0 | 1 | 0 | - | 0 | 0 | 0 | 0 | 0 | - | 0 | 1 | 0 | 1 | 0 | - | 0 |
| BADAJOS | 1 | 0 | 1 | 0 | - | 0 | 0 | 0 | 0 | 0 | - | 0 | 1 | 0 | 1 | 0 | - | 0 |
| CÁCERES | 0 | 0 | 0 | 0 | - | 0 | 0 | 0 | 0 | 0 | - | 0 | 0 | 0 | 0 | 0 | - | 0 |
| GALICIA | 1 | 0 | 0 | 0 | - | 1 | 0 | 0 | 0 | 0 | - | 0 | 1 | 0 | 0 | 0 | - | 1 |
| A CORUÑA | 0 | 0 | 0 | 0 | - | 0 | 0 | 0 | 0 | 0 | - | 0 | 0 | 0 | 0 | 0 | - | 0 |
| LUGO | 0 | 0 | 0 | 0 | - | 0 | 0 | 0 | 0 | 0 | - | 0 | 0 | 0 | 0 | 0 | - | 0 |
| OURENSE | 0 | 0 | 0 | 0 | - | 0 | 0 | 0 | 0 | 0 | - | 0 | 0 | 0 | 0 | 0 | - | 0 |
| PONTEVEDRA | 1 | 0 | 0 | 0 | - | 1 | 0 | 0 | 0 | 0 | - | 0 | 1 | 0 | 0 | 0 | - | 1 |
| MADRID | 1 | 13 | 13 | 1 | 7,69 | 1 | 0 | 14 | 14 | 0 | - | 0 | 1 | 27 | 27 | 1 | 3,70 | 1 |
| MURCIA | 4 | 0 | 0 | 0 | - | 4 | 0 | 0 | 0 | 0 | - | 0 | 4 | 0 | 0 | 0 | - | 4 |
| NAVARRA | 0 | 1 | 1 | 0 | - | 0 | 0 | 0 | 0 | 0 | - | 0 | 0 | 1 | 1 | 0 | - | 0 |
| PAÍS VASCO | 0 | 6 | 6 | 2 | 33,33 | 0 | 0 | 1 | 1 | 0 | - | 0 | 0 | 7 | 7 | 2 | 28,57 | 0 |
| ARABA/ÁLAVA | 0 | 0 | 0 | 0 | - | 0 | 0 | 0 | 0 | 0 | - | 0 | 0 | 0 | 0 | 0 | - | 0 |
| GIPUZKOA | 0 | 6 | 6 | 2 | 33,33 | 0 | 0 | 1 | 1 | 0 | - | 0 | 0 | 7 | 7 | 2 | 28,57 | 0 |
| BIZKAIA | 0 | 0 | 0 | 0 | - | 0 | 0 | 0 | 0 | 0 | - | 0 | 0 | 0 | 0 | 0 | - | 0 |
| LA RIOJA | 0 | 1 | 1 | 0 | - | 0 | 0 | 0 | 0 | 0 | - | 0 | 0 | 1 | 1 | 0 | - | 0 |
| CEUTA | 0 | 3 | 3 | 3 | 100,00 | 0 | 0 | 0 | 0 | 0 | - | 0 | 0 | 3 | 3 | 3 | 100,00 | 0 |
| MELILLA | 11 | 16 | 13 | 4 | 30,77 | 14 | 0 | 0 | 0 | 0 | - | 0 | 11 | 16 | 13 | 4 | 30,77 | 14 |

| | | | | | | | | | | | | | | | | | | |
|--------------|----|----|----|----|-------|----|----|----|----|---|---|----|----|-----|-----|----|-------|----|
| TOTAL ESTADO | 65 | 76 | 71 | 17 | 23,94 | 70 | 20 | 31 | 35 | 0 | - | 16 | 85 | 107 | 106 | 17 | 16,04 | 86 |
|--------------|----|----|----|----|-------|----|----|----|----|---|---|----|----|-----|-----|----|-------|----|

2c Revisiones de oficio e instancia de parte: Datos de la gestión mensual y anual

**PRESTACIONES DEL REAL DECRETO 383/1984, DE 1 DE FEBRERO
REVISIONES DE OFICIO E INSTANCIA DE PARTE EFECTUADAS DE SGIM
DATOS DE GESTIÓN CORRESPONDIENTES AL MES DE ABRIL DE 2020**

| CC.AA. Y/O PROVINCIAS | REVISIONES EFECTUADAS | | | | CAUSAS DE EXTINCIÓN DEL DERECHO | | | | | | |
|-----------------------------|-----------------------|----------------------|--------------|-------|---------------------------------|---------------------|----------------------------|-----------------------|---------------|-------------------|-------|
| | Modifica. Cuantía | Extinción Derecho | Suspensión | | TOTAL | Recursos Propios | Prestación Incompatible | Pérdida Residencia | Fallecimiento | Grado y Baremo | TOTAL |
| | | | Act. Laboral | Otras | | | | | | | |
| ANDALUCÍA | 0 | 16 | 0 | 0 | 16 | 4 | 5 | 0 | 7 | 0 | 16 |
| ALMERÍA | 0 | 8 | 0 | 0 | 8 | 3 | 1 | 0 | 4 | 0 | 8 |
| CÁDIZ | 0 | 1 | 0 | 0 | 1 | 0 | 1 | 0 | 0 | 0 | 1 |
| CÓRDOBA | 0 | 1 | 0 | 0 | 1 | 0 | 0 | 0 | 1 | 0 | 1 |
| GRANADA | 0 | 0 | 0 | 0 | 0 | 0 | 0 | 0 | 0 | 0 | 0 |
| HUELVA | 0 | 0 | 0 | 0 | 0 | 0 | 0 | 0 | 0 | 0 | 0 |
| JAÉN | 0 | 5 | 0 | 0 | 5 | 0 | 3 | 0 | 2 | 0 | 5 |
| MÁLAGA | 0 | 1 | 0 | 0 | 1 | 1 | 0 | 0 | 0 | 0 | 1 |
| SEVILLA | 0 | 0 | 0 | 0 | 0 | 0 | 0 | 0 | 0 | 0 | 0 |
| ARAGÓN | 0 | 0 | 0 | 0 | 0 | 0 | 0 | 0 | 0 | 0 | 0 |
| HUESCA | 0 | 0 | 0 | 0 | 0 | 0 | 0 | 0 | 0 | 0 | 0 |
| TERUEL | 0 | 0 | 0 | 0 | 0 | 0 | 0 | 0 | 0 | 0 | 0 |
| ZARAGOZA | 0 | 0 | 0 | 0 | 0 | 0 | 0 | 0 | 0 | 0 | 0 |
| ASTURIAS | 0 | 1 | 0 | 0 | 1 | 0 | 1 | 0 | 0 | 0 | 1 |
| ILLES BALEARS | 0 | 0 | 0 | 0 | 0 | 0 | 0 | 0 | 0 | 0 | 0 |
| CANARIAS | 0 | 0 | 0 | 0 | 0 | 0 | 0 | 0 | 0 | 0 | 0 |
| LAS PALMAS | 0 | 0 | 0 | 0 | 0 | 0 | 0 | 0 | 0 | 0 | 0 |
| S.C. TENERIFE | 0 | 0 | 0 | 0 | 0 | 0 | 0 | 0 | 0 | 0 | 0 |
| CANTABRIA | 0 | 3 | 0 | 0 | 3 | 0 | 3 | 0 | 0 | 0 | 3 |
| CASTILLA Y LEÓN | 0 | 2 | 0 | 0 | 2 | 1 | 1 | 0 | 0 | 0 | 2 |
| ÁVILA | 0 | 1 | 0 | 0 | 1 | 0 | 1 | 0 | 0 | 0 | 1 |
| BURGOS | 0 | 0 | 0 | 0 | 0 | 0 | 0 | 0 | 0 | 0 | 0 |
| LEÓN | 0 | 0 | 0 | 0 | 0 | 0 | 0 | 0 | 0 | 0 | 0 |
| PALENCIA | 0 | 0 | 0 | 0 | 0 | 0 | 0 | 0 | 0 | 0 | 0 |
| SALAMANCA | 0 | 0 | 0 | 0 | 0 | 0 | 0 | 0 | 0 | 0 | 0 |
| SEGOVIA | 0 | 0 | 0 | 0 | 0 | 0 | 0 | 0 | 0 | 0 | 0 |
| SORIA | 0 | 1 | 0 | 0 | 1 | 1 | 0 | 0 | 0 | 0 | 1 |
| VALLADOLID | 0 | 0 | 0 | 0 | 0 | 0 | 0 | 0 | 0 | 0 | 0 |
| ZAMORA | 0 | 0 | 0 | 0 | 0 | 0 | 0 | 0 | 0 | 0 | 0 |
| CASTILLA-LA MANCHA | 0 | 6 | 0 | 0 | 6 | 0 | 4 | 0 | 2 | 0 | 6 |
| ALBACETE | 0 | 0 | 0 | 0 | 0 | 0 | 0 | 0 | 0 | 0 | 0 |
| CIUDAD REAL | 0 | 2 | 0 | 0 | 2 | 0 | 2 | 0 | 0 | 0 | 2 |
| CUENCA | 0 | 1 | 0 | 0 | 1 | 0 | 1 | 0 | 0 | 0 | 1 |
| GUADALAJARA | 0 | 0 | 0 | 0 | 0 | 0 | 0 | 0 | 0 | 0 | 0 |
| TOLEDO | 0 | 3 | 0 | 0 | 3 | 0 | 1 | 0 | 2 | 0 | 3 |

(Continúa al dorso)

| CC.AA. Y/O PROVINCIAS | REVISIONES EFECTUADAS | | | | CAUSAS DE EXTINCIÓN DEL DERECHO | | | | | | |
|-----------------------------|-----------------------|----------------------|--------------|-------|---------------------------------|---------------------|----------------------------|-----------------------|---------------|-------------------|-------|
| | Modifica. Cuantía | Extinción Derecho | Suspensión | | TOTAL | Recursos Propios | Prestación Incompatible | Pérdida Residencia | Fallecimiento | Grado y Baremo | TOTAL |
| | | | Act. Laboral | Otras | | | | | | | |
| CATALUNYA | 0 | 0 | 0 | 0 | 0 | 0 | 0 | 0 | 0 | 0 | 0 |
| BARCELONA | 0 | 0 | 0 | 0 | 0 | 0 | 0 | 0 | 0 | 0 | 0 |
| GIRONA | 0 | 0 | 0 | 0 | 0 | 0 | 0 | 0 | 0 | 0 | 0 |
| LLEIDA | 0 | 0 | 0 | 0 | 0 | 0 | 0 | 0 | 0 | 0 | 0 |
| TARRAGONA | 0 | 0 | 0 | 0 | 0 | 0 | 0 | 0 | 0 | 0 | 0 |
| COMUNIDAD VALENCIANA | 0 | 5 | 0 | 0 | 5 | 2 | 0 | 0 | 3 | 0 | 5 |
| ALICANTE | 0 | 2 | 0 | 0 | 2 | 2 | 0 | 0 | 0 | 0 | 2 |
| CASTELLÓN | 0 | 2 | 0 | 0 | 2 | 0 | 0 | 0 | 2 | 0 | 2 |
| VALENCIA | 0 | 1 | 0 | 0 | 1 | 0 | 0 | 0 | 1 | 0 | 1 |
| EXTREMADURA | 0 | 1 | 0 | 1 | 2 | 0 | 0 | 0 | 1 | 0 | 1 |
| BADAJOS | 0 | 1 | 0 | 0 | 1 | 0 | 0 | 0 | 1 | 0 | 1 |
| CÁCERES | 0 | 0 | 0 | 1 | 1 | 0 | 0 | 0 | 0 | 0 | 0 |
| GALICIA | 1 | 2 | 0 | 0 | 3 | 0 | 1 | 0 | 1 | 0 | 2 |
| A CORUÑA | 1 | 0 | 0 | 0 | 1 | 0 | 0 | 0 | 0 | 0 | 0 |
| LUGO | 0 | 1 | 0 | 0 | 1 | 0 | 0 | 0 | 1 | 0 | 1 |
| OURENSE | 0 | 0 | 0 | 0 | 0 | 0 | 0 | 0 | 0 | 0 | 0 |
| PONTEVEDRA | 0 | 1 | 0 | 0 | 1 | 0 | 1 | 0 | 0 | 0 | 1 |
| MADRID | 0 | 0 | 0 | 0 | 0 | 0 | 0 | 0 | 0 | 0 | 0 |
| MURCIA | 1 | 5 | 0 | 0 | 6 | 0 | 3 | 0 | 2 | 0 | 5 |
| NAVARRA | 0 | 1 | 0 | 0 | 1 | 0 | 0 | 0 | 1 | 0 | 1 |
| PAÍS VASCO | 0 | 0 | 0 | 0 | 0 | 0 | 0 | 0 | 0 | 0 | 0 |
| ARABA/ÁLAVA | 0 | 0 | 0 | 0 | 0 | 0 | 0 | 0 | 0 | 0 | 0 |
| GIPUZKOA | 0 | 0 | 0 | 0 | 0 | 0 | 0 | 0 | 0 | 0 | 0 |
| BIZKAIA | 0 | 0 | 0 | 0 | 0 | 0 | 0 | 0 | 0 | 0 | 0 |
| LA RIOJA | 0 | 3 | 0 | 0 | 3 | 0 | 1 | 0 | 2 | 0 | 3 |
| CEUTA | 0 | 0 | 0 | 0 | 0 | 0 | 0 | 0 | 0 | 0 | 0 |
| MELILLA | 0 | 0 | 0 | 0 | 0 | 0 | 0 | 0 | 0 | 0 | 0 |

| | | | | | | | | | | | |
|--------------|---|----|---|---|----|---|----|---|----|---|----|
| TOTAL ESTADO | 2 | 45 | 0 | 1 | 48 | 7 | 19 | 0 | 19 | 0 | 45 |
|--------------|---|----|---|---|----|---|----|---|----|---|----|

PRESTACIONES DEL REAL DECRETO 383/1984, DE 1 DE FEBRERO
REVISIONES DE OFICIO E INSTANCIA DE PARTE EFECTUADAS EN SATP
DATOS DE GESTIÓN CORRESPONDIENTES AL MES DE ABRIL DE 2020

| CC.AA. Y/O PROVINCIAS | REVISIONES EFECTUADAS | | | CAUSAS DE EXTINCIÓN DEL DERECHO | | | | | | | |
|-----------------------------|-----------------------|------------|-------|---------------------------------|----------------------------|-------------------|-----------------------|---------------|-------------------|--------------|-------|
| | Extinción Derecho | Suspensión | TOTAL | Recursos Propios | Prestación Incompatible | Ingreso Centro | Pérdida Residencia | Fallecimiento | Grado y Baremo | Alta S.S. | TOTAL |
| ANDALUCÍA | 3 | 0 | 3 | 1 | 1 | 0 | 0 | 1 | 0 | 0 | 3 |
| ALMERÍA | 1 | 0 | 1 | 0 | 1 | 0 | 0 | 0 | 0 | 0 | 1 |
| CÁDIZ | 0 | 0 | 0 | 0 | 0 | 0 | 0 | 0 | 0 | 0 | 0 |
| CÓRDOBA | 2 | 0 | 2 | 1 | 0 | 0 | 0 | 1 | 0 | 0 | 2 |
| GRANADA | 0 | 0 | 0 | 0 | 0 | 0 | 0 | 0 | 0 | 0 | 0 |
| HUELVA | 0 | 0 | 0 | 0 | 0 | 0 | 0 | 0 | 0 | 0 | 0 |
| JAÉN | 0 | 0 | 0 | 0 | 0 | 0 | 0 | 0 | 0 | 0 | 0 |
| MÁLAGA | 0 | 0 | 0 | 0 | 0 | 0 | 0 | 0 | 0 | 0 | 0 |
| SEVILLA | 0 | 0 | 0 | 0 | 0 | 0 | 0 | 0 | 0 | 0 | 0 |
| ARAGÓN | 1 | 0 | 1 | 0 | 1 | 0 | 0 | 0 | 0 | 0 | 1 |
| HUESCA | 1 | 0 | 1 | 0 | 1 | 0 | 0 | 0 | 0 | 0 | 1 |
| TERUEL | 0 | 0 | 0 | 0 | 0 | 0 | 0 | 0 | 0 | 0 | 0 |
| ZARAGOZA | 0 | 0 | 0 | 0 | 0 | 0 | 0 | 0 | 0 | 0 | 0 |
| ASTURIAS | 0 | 0 | 0 | 0 | 0 | 0 | 0 | 0 | 0 | 0 | 0 |
| ILLES BALEARS | 0 | 0 | 0 | 0 | 0 | 0 | 0 | 0 | 0 | 0 | 0 |
| CANARIAS | 0 | 0 | 0 | 0 | 0 | 0 | 0 | 0 | 0 | 0 | 0 |
| LAS PALMAS | 0 | 0 | 0 | 0 | 0 | 0 | 0 | 0 | 0 | 0 | 0 |
| S.C. TENERIFE | 0 | 0 | 0 | 0 | 0 | 0 | 0 | 0 | 0 | 0 | 0 |
| CANTABRIA | 0 | 0 | 0 | 0 | 0 | 0 | 0 | 0 | 0 | 0 | 0 |
| CASTILLA Y LEÓN | 1 | 0 | 1 | 1 | 0 | 0 | 0 | 0 | 0 | 0 | 1 |
| ÁVILA | 0 | 0 | 0 | 0 | 0 | 0 | 0 | 0 | 0 | 0 | 0 |
| BURGOS | 0 | 0 | 0 | 0 | 0 | 0 | 0 | 0 | 0 | 0 | 0 |
| LEÓN | 0 | 0 | 0 | 0 | 0 | 0 | 0 | 0 | 0 | 0 | 0 |
| PALENCIA | 0 | 0 | 0 | 0 | 0 | 0 | 0 | 0 | 0 | 0 | 0 |
| SALAMANCA | 0 | 0 | 0 | 0 | 0 | 0 | 0 | 0 | 0 | 0 | 0 |
| SEGOVIA | 0 | 0 | 0 | 0 | 0 | 0 | 0 | 0 | 0 | 0 | 0 |
| SORIA | 1 | 0 | 1 | 1 | 0 | 0 | 0 | 0 | 0 | 0 | 1 |
| VALLADOLID | 0 | 0 | 0 | 0 | 0 | 0 | 0 | 0 | 0 | 0 | 0 |
| ZAMORA | 0 | 0 | 0 | 0 | 0 | 0 | 0 | 0 | 0 | 0 | 0 |
| CASTILLA-LA MANCHA | 0 | 0 | 0 | 0 | 0 | 0 | 0 | 0 | 0 | 0 | 0 |
| ALBACETE | 0 | 0 | 0 | 0 | 0 | 0 | 0 | 0 | 0 | 0 | 0 |
| CIUDAD REAL | 0 | 0 | 0 | 0 | 0 | 0 | 0 | 0 | 0 | 0 | 0 |
| CUENCA | 0 | 0 | 0 | 0 | 0 | 0 | 0 | 0 | 0 | 0 | 0 |
| GUADALAJARA | 0 | 0 | 0 | 0 | 0 | 0 | 0 | 0 | 0 | 0 | 0 |
| TOLEDO | 0 | 0 | 0 | 0 | 0 | 0 | 0 | 0 | 0 | 0 | 0 |

(Continúa al dorso)

| CC.AA. Y/O PROVINCIAS | REVISIONES EFECTUADAS | | | CAUSAS DE EXTINCIÓN DEL DERECHO | | | | | | | |
|-----------------------------|-----------------------|------------|----------|---------------------------------|----------------------------|-------------------|-----------------------|---------------|-------------------|--------------|----------|
| | Extinción Derecho | Suspensión | TOTAL | Recursos Propios | Prestación Incompatible | Ingreso Centro | Pérdida Residencia | Fallecimiento | Grado y Baremo | Alta S.S. | TOTAL |
| CATALUNYA | 0 | 0 | 0 | 0 | 0 | 0 | 0 | 0 | 0 | 0 | 0 |
| BARCELONA | 0 | 0 | 0 | 0 | 0 | 0 | 0 | 0 | 0 | 0 | 0 |
| GIRONA | 0 | 0 | 0 | 0 | 0 | 0 | 0 | 0 | 0 | 0 | 0 |
| LLEIDA | 0 | 0 | 0 | 0 | 0 | 0 | 0 | 0 | 0 | 0 | 0 |
| TARRAGONA | 0 | 0 | 0 | 0 | 0 | 0 | 0 | 0 | 0 | 0 | 0 |
| COMUNIDAD VALENCIANA | 0 | 0 | 0 | 0 | 0 | 0 | 0 | 0 | 0 | 0 | 0 |
| ALICANTE | 0 | 0 | 0 | 0 | 0 | 0 | 0 | 0 | 0 | 0 | 0 |
| CASTELLÓN | 0 | 0 | 0 | 0 | 0 | 0 | 0 | 0 | 0 | 0 | 0 |
| VALENCIA | 0 | 0 | 0 | 0 | 0 | 0 | 0 | 0 | 0 | 0 | 0 |
| EXTREMADURA | 0 | 1 | 1 | 0 | 0 | 0 | 0 | 0 | 0 | 0 | 0 |
| BADAJOS | 0 | 0 | 0 | 0 | 0 | 0 | 0 | 0 | 0 | 0 | 0 |
| CÁCERES | 0 | 1 | 1 | 0 | 0 | 0 | 0 | 0 | 0 | 0 | 0 |
| GALICIA | 0 | 0 | 0 | 0 | 0 | 0 | 0 | 0 | 0 | 0 | 0 |
| A CORUÑA | 0 | 0 | 0 | 0 | 0 | 0 | 0 | 0 | 0 | 0 | 0 |
| LUGO | 0 | 0 | 0 | 0 | 0 | 0 | 0 | 0 | 0 | 0 | 0 |
| OURENSE | 0 | 0 | 0 | 0 | 0 | 0 | 0 | 0 | 0 | 0 | 0 |
| PONTEVEDRA | 0 | 0 | 0 | 0 | 0 | 0 | 0 | 0 | 0 | 0 | 0 |
| MADRID | 0 | 0 | 0 | 0 | 0 | 0 | 0 | 0 | 0 | 0 | 0 |
| MURCIA | 0 | 0 | 0 | 0 | 0 | 0 | 0 | 0 | 0 | 0 | 0 |
| NAVARRA | 0 | 0 | 0 | 0 | 0 | 0 | 0 | 0 | 0 | 0 | 0 |
| PAÍS VASCO | 0 | 0 | 0 | 0 | 0 | 0 | 0 | 0 | 0 | 0 | 0 |
| ARABA/ÁLAVA | 0 | 0 | 0 | 0 | 0 | 0 | 0 | 0 | 0 | 0 | 0 |
| GIPUZKOA | 0 | 0 | 0 | 0 | 0 | 0 | 0 | 0 | 0 | 0 | 0 |
| BIZKAIA | 0 | 0 | 0 | 0 | 0 | 0 | 0 | 0 | 0 | 0 | 0 |
| LA RIOJA | 1 | 0 | 1 | 0 | 0 | 0 | 0 | 1 | 0 | 0 | 1 |
| CEUTA | 0 | 0 | 0 | 0 | 0 | 0 | 0 | 0 | 0 | 0 | 0 |
| MELILLA | 0 | 0 | 0 | 0 | 0 | 0 | 0 | 0 | 0 | 0 | 0 |
| TOTAL ESTADO | 6 | 1 | 7 | 2 | 2 | 0 | 0 | 2 | 0 | 0 | 6 |

**PRESTACIONES DEL REAL DECRETO 383/1984, DE 1 DE FEBRERO
REVISIONES DE OFICIO E INSTANCIA DE PARTE EFECTUADAS EN SMSGT
DATOS DE GESTIÓN CORRESPONDIENTES AL MES DE ABRIL DE 2020**

| CC.AA. Y/O PROVINCIAS | REVISIONES EFECTUADAS | | | CAUSAS DE EXTINCIÓN DEL DERECHO | | | | | | | | |
|-----------------------------|-----------------------|------------|-------|---------------------------------|------------------------|----------------------------|-------------------|-----------------------|---------------|-------------------|--------------|-------|
| | Extinción Derecho | Suspensión | TOTAL | Recursos Propios | Recursos Familiares | Prestación Incompatible | Ingreso Centro | Pérdida Residencia | Fallecimiento | Grado y Baremo | Alta S.S. | TOTAL |
| ANDALUCÍA | 0 | 0 | 0 | 0 | 0 | 0 | 0 | 0 | 0 | 0 | 0 | 0 |
| ALMERÍA | 0 | 0 | 0 | 0 | 0 | 0 | 0 | 0 | 0 | 0 | 0 | 0 |
| CÁDIZ | 0 | 0 | 0 | 0 | 0 | 0 | 0 | 0 | 0 | 0 | 0 | 0 |
| CÓRDOBA | 0 | 0 | 0 | 0 | 0 | 0 | 0 | 0 | 0 | 0 | 0 | 0 |
| GRANADA | 0 | 0 | 0 | 0 | 0 | 0 | 0 | 0 | 0 | 0 | 0 | 0 |
| HUELVA | 0 | 0 | 0 | 0 | 0 | 0 | 0 | 0 | 0 | 0 | 0 | 0 |
| JAÉN | 0 | 0 | 0 | 0 | 0 | 0 | 0 | 0 | 0 | 0 | 0 | 0 |
| MÁLAGA | 0 | 0 | 0 | 0 | 0 | 0 | 0 | 0 | 0 | 0 | 0 | 0 |
| SEVILLA | 0 | 0 | 0 | 0 | 0 | 0 | 0 | 0 | 0 | 0 | 0 | 0 |
| ARAGÓN | 0 | 0 | 0 | 0 | 0 | 0 | 0 | 0 | 0 | 0 | 0 | 0 |
| HUESCA | 0 | 0 | 0 | 0 | 0 | 0 | 0 | 0 | 0 | 0 | 0 | 0 |
| TERUEL | 0 | 0 | 0 | 0 | 0 | 0 | 0 | 0 | 0 | 0 | 0 | 0 |
| ZARAGOZA | 0 | 0 | 0 | 0 | 0 | 0 | 0 | 0 | 0 | 0 | 0 | 0 |
| ASTURIAS | 0 | 0 | 0 | 0 | 0 | 0 | 0 | 0 | 0 | 0 | 0 | 0 |
| ILLES BALEARS | 0 | 0 | 0 | 0 | 0 | 0 | 0 | 0 | 0 | 0 | 0 | 0 |
| CANARIAS | 0 | 0 | 0 | 0 | 0 | 0 | 0 | 0 | 0 | 0 | 0 | 0 |
| LAS PALMAS | 0 | 0 | 0 | 0 | 0 | 0 | 0 | 0 | 0 | 0 | 0 | 0 |
| S.C. TENERIFE | 0 | 0 | 0 | 0 | 0 | 0 | 0 | 0 | 0 | 0 | 0 | 0 |
| CANTABRIA | 0 | 0 | 0 | 0 | 0 | 0 | 0 | 0 | 0 | 0 | 0 | 0 |
| CASTILLA Y LEÓN | 1 | 0 | 1 | 0 | 0 | 0 | 0 | 0 | 1 | 0 | 0 | 1 |
| ÁVILA | 0 | 0 | 0 | 0 | 0 | 0 | 0 | 0 | 0 | 0 | 0 | 0 |
| BURGOS | 0 | 0 | 0 | 0 | 0 | 0 | 0 | 0 | 0 | 0 | 0 | 0 |
| LEÓN | 0 | 0 | 0 | 0 | 0 | 0 | 0 | 0 | 0 | 0 | 0 | 0 |
| PALENCIA | 0 | 0 | 0 | 0 | 0 | 0 | 0 | 0 | 0 | 0 | 0 | 0 |
| SALAMANCA | 0 | 0 | 0 | 0 | 0 | 0 | 0 | 0 | 0 | 0 | 0 | 0 |
| SEGOVIA | 0 | 0 | 0 | 0 | 0 | 0 | 0 | 0 | 0 | 0 | 0 | 0 |
| SORIA | 0 | 0 | 0 | 0 | 0 | 0 | 0 | 0 | 0 | 0 | 0 | 0 |
| VALLADOLID | 1 | 0 | 1 | 0 | 0 | 0 | 0 | 0 | 1 | 0 | 0 | 1 |
| ZAMORA | 0 | 0 | 0 | 0 | 0 | 0 | 0 | 0 | 0 | 0 | 0 | 0 |
| CASTILLA-LA MANCHA | 0 | 0 | 0 | 0 | 0 | 0 | 0 | 0 | 0 | 0 | 0 | 0 |
| ALBACETE | 0 | 0 | 0 | 0 | 0 | 0 | 0 | 0 | 0 | 0 | 0 | 0 |
| CIUDAD REAL | 0 | 0 | 0 | 0 | 0 | 0 | 0 | 0 | 0 | 0 | 0 | 0 |
| CUENCA | 0 | 0 | 0 | 0 | 0 | 0 | 0 | 0 | 0 | 0 | 0 | 0 |
| GUADALAJARA | 0 | 0 | 0 | 0 | 0 | 0 | 0 | 0 | 0 | 0 | 0 | 0 |
| TOLEDO | 0 | 0 | 0 | 0 | 0 | 0 | 0 | 0 | 0 | 0 | 0 | 0 |

| CC.AA. Y/O PROVINCIAS | REVISIONES EFECTUADAS | | | CAUSAS DE EXTINCIÓN DEL DERECHO | | | | | | | | |
|-----------------------------|-----------------------|------------|----------|---------------------------------|------------------------|----------------------------|-------------------|-----------------------|---------------|-------------------|--------------|----------|
| | Extinción Derecho | Suspensión | TOTAL | Recursos Propios | Recursos Familiares | Prestación Incompatible | Ingreso Centro | Pérdida Residencia | Fallecimiento | Grado y Baremo | Alta S.S. | TOTAL |
| CATALUNYA | 0 | 0 | 0 | 0 | 0 | 0 | 0 | 0 | 0 | 0 | 0 | 0 |
| BARCELONA | 0 | 0 | 0 | 0 | 0 | 0 | 0 | 0 | 0 | 0 | 0 | 0 |
| GIRONA | 0 | 0 | 0 | 0 | 0 | 0 | 0 | 0 | 0 | 0 | 0 | 0 |
| LLEIDA | 0 | 0 | 0 | 0 | 0 | 0 | 0 | 0 | 0 | 0 | 0 | 0 |
| TARRAGONA | 0 | 0 | 0 | 0 | 0 | 0 | 0 | 0 | 0 | 0 | 0 | 0 |
| COMUNIDAD VALENCIANA | 0 | 0 | 0 | 0 | 0 | 0 | 0 | 0 | 0 | 0 | 0 | 0 |
| ALICANTE | 0 | 0 | 0 | 0 | 0 | 0 | 0 | 0 | 0 | 0 | 0 | 0 |
| CASTELLÓN | 0 | 0 | 0 | 0 | 0 | 0 | 0 | 0 | 0 | 0 | 0 | 0 |
| VALENCIA | 0 | 0 | 0 | 0 | 0 | 0 | 0 | 0 | 0 | 0 | 0 | 0 |
| EXTREMADURA | 0 | 0 | 0 | 0 | 0 | 0 | 0 | 0 | 0 | 0 | 0 | 0 |
| BADAJOS | 0 | 0 | 0 | 0 | 0 | 0 | 0 | 0 | 0 | 0 | 0 | 0 |
| CÁCERES | 0 | 0 | 0 | 0 | 0 | 0 | 0 | 0 | 0 | 0 | 0 | 0 |
| GALICIA | 0 | 0 | 0 | 0 | 0 | 0 | 0 | 0 | 0 | 0 | 0 | 0 |
| A CORUÑA | 0 | 0 | 0 | 0 | 0 | 0 | 0 | 0 | 0 | 0 | 0 | 0 |
| LUGO | 0 | 0 | 0 | 0 | 0 | 0 | 0 | 0 | 0 | 0 | 0 | 0 |
| OURENSE | 0 | 0 | 0 | 0 | 0 | 0 | 0 | 0 | 0 | 0 | 0 | 0 |
| PONTEVEDRA | 0 | 0 | 0 | 0 | 0 | 0 | 0 | 0 | 0 | 0 | 0 | 0 |
| MADRID | 0 | 0 | 0 | 0 | 0 | 0 | 0 | 0 | 0 | 0 | 0 | 0 |
| MURCIA | 1 | 0 | 1 | 0 | 0 | 0 | 0 | 0 | 1 | 0 | 0 | 1 |
| NAVARRA | 0 | 0 | 0 | 0 | 0 | 0 | 0 | 0 | 0 | 0 | 0 | 0 |
| PAÍS VASCO | 2 | 0 | 2 | 0 | 0 | 0 | 0 | 0 | 2 | 0 | 0 | 2 |
| ARABA/ÁLAVA | 0 | 0 | 0 | 0 | 0 | 0 | 0 | 0 | 0 | 0 | 0 | 0 |
| GIPUZKOA | 2 | 0 | 2 | 0 | 0 | 0 | 0 | 0 | 2 | 0 | 0 | 2 |
| BIZKAIA | 0 | 0 | 0 | 0 | 0 | 0 | 0 | 0 | 0 | 0 | 0 | 0 |
| LA RIOJA | 0 | 0 | 0 | 0 | 0 | 0 | 0 | 0 | 0 | 0 | 0 | 0 |
| CEUTA | 0 | 0 | 0 | 0 | 0 | 0 | 0 | 0 | 0 | 0 | 0 | 0 |
| MELILLA | 3 | 0 | 3 | 0 | 1 | 0 | 0 | 0 | 2 | 0 | 0 | 3 |
| TOTAL ESTADO | 7 | 0 | 7 | 0 | 1 | 0 | 0 | 0 | 6 | 0 | 0 | 7 |

PRESTACIONES DEL REAL DECRETO 383/1984, DE 1 DE FEBRERO
REVISIONES DE OFICIO E INSTANCIA DE PARTE EFECTUADAS EN ASPF
DATOS DE GESTIÓN CORRESPONDIENTES AL MES DE ABRIL DE 2020

| CC.AA. Y/O PROVINCIAS | REVISIONES EFECTUADAS | | | CAUSAS DE EXTINCIÓN DEL DERECHO | | | | | |
|-----------------------------|-----------------------|------------|-------|---------------------------------|-----------------------|---------------|-------------------|--------------|-------|
| | Extinción Derecho | Suspensión | TOTAL | Prestación Incompatible | Pérdida Residencia | Fallecimiento | Grado y Baremo | Alta S.S. | TOTAL |
| ANDALUCÍA | 1 | 0 | 1 | 1 | 0 | 0 | 0 | 0 | 1 |
| ALMERÍA | 0 | 0 | 0 | 0 | 0 | 0 | 0 | 0 | 0 |
| CÁDIZ | 0 | 0 | 0 | 0 | 0 | 0 | 0 | 0 | 0 |
| CÓRDOBA | 0 | 0 | 0 | 0 | 0 | 0 | 0 | 0 | 0 |
| GRANADA | 0 | 0 | 0 | 0 | 0 | 0 | 0 | 0 | 0 |
| HUELVA | 0 | 0 | 0 | 0 | 0 | 0 | 0 | 0 | 0 |
| JAÉN | 0 | 0 | 0 | 0 | 0 | 0 | 0 | 0 | 0 |
| MÁLAGA | 0 | 0 | 0 | 0 | 0 | 0 | 0 | 0 | 0 |
| SEVILLA | 1 | 0 | 1 | 1 | 0 | 0 | 0 | 0 | 1 |
| ARAGÓN | 0 | 0 | 0 | 0 | 0 | 0 | 0 | 0 | 0 |
| HUESCA | 0 | 0 | 0 | 0 | 0 | 0 | 0 | 0 | 0 |
| TERUEL | 0 | 0 | 0 | 0 | 0 | 0 | 0 | 0 | 0 |
| ZARAGOZA | 0 | 0 | 0 | 0 | 0 | 0 | 0 | 0 | 0 |
| ASTURIAS | 0 | 0 | 0 | 0 | 0 | 0 | 0 | 0 | 0 |
| ILLES BALEARS | 0 | 0 | 0 | 0 | 0 | 0 | 0 | 0 | 0 |
| CANARIAS | 0 | 0 | 0 | 0 | 0 | 0 | 0 | 0 | 0 |
| LAS PALMAS | 0 | 0 | 0 | 0 | 0 | 0 | 0 | 0 | 0 |
| S.C. TENERIFE | 0 | 0 | 0 | 0 | 0 | 0 | 0 | 0 | 0 |
| CANTABRIA | 0 | 0 | 0 | 0 | 0 | 0 | 0 | 0 | 0 |
| CASTILLA Y LEÓN | 0 | 0 | 0 | 0 | 0 | 0 | 0 | 0 | 0 |
| ÁVILA | 0 | 0 | 0 | 0 | 0 | 0 | 0 | 0 | 0 |
| BURGOS | 0 | 0 | 0 | 0 | 0 | 0 | 0 | 0 | 0 |
| LEÓN | 0 | 0 | 0 | 0 | 0 | 0 | 0 | 0 | 0 |
| PALENCIA | 0 | 0 | 0 | 0 | 0 | 0 | 0 | 0 | 0 |
| SALAMANCA | 0 | 0 | 0 | 0 | 0 | 0 | 0 | 0 | 0 |
| SEGOVIA | 0 | 0 | 0 | 0 | 0 | 0 | 0 | 0 | 0 |
| SORIA | 0 | 0 | 0 | 0 | 0 | 0 | 0 | 0 | 0 |
| VALLADOLID | 0 | 0 | 0 | 0 | 0 | 0 | 0 | 0 | 0 |
| ZAMORA | 0 | 0 | 0 | 0 | 0 | 0 | 0 | 0 | 0 |
| CASTILLA-LA MANCHA | 0 | 0 | 0 | 0 | 0 | 0 | 0 | 0 | 0 |
| ALBACETE | 0 | 0 | 0 | 0 | 0 | 0 | 0 | 0 | 0 |
| CIUDAD REAL | 0 | 0 | 0 | 0 | 0 | 0 | 0 | 0 | 0 |
| CUENCA | 0 | 0 | 0 | 0 | 0 | 0 | 0 | 0 | 0 |
| GUADALAJARA | 0 | 0 | 0 | 0 | 0 | 0 | 0 | 0 | 0 |
| TOLEDO | 0 | 0 | 0 | 0 | 0 | 0 | 0 | 0 | 0 |

(Continúa al dorso)

| CC.AA. Y/O PROVINCIAS | REVISIONES EFECTUADAS | | | CAUSAS DE EXTINCIÓN DEL DERECHO | | | | | |
|-----------------------------|-----------------------|------------|----------|---------------------------------|-----------------------|---------------|-------------------|--------------|----------|
| | Extinción Derecho | Suspensión | TOTAL | Prestación Incompatible | Pérdida Residencia | Fallecimiento | Grado y Baremo | Alta S.S. | TOTAL |
| CATALUNYA | 0 | 0 | 0 | 0 | 0 | 0 | 0 | 0 | 0 |
| BARCELONA | 0 | 0 | 0 | 0 | 0 | 0 | 0 | 0 | 0 |
| GIRONA | 0 | 0 | 0 | 0 | 0 | 0 | 0 | 0 | 0 |
| LLEIDA | 0 | 0 | 0 | 0 | 0 | 0 | 0 | 0 | 0 |
| TARRAGONA | 0 | 0 | 0 | 0 | 0 | 0 | 0 | 0 | 0 |
| COMUNIDAD VALENCIANA | 0 | 0 | 0 | 0 | 0 | 0 | 0 | 0 | 0 |
| ALICANTE | 0 | 0 | 0 | 0 | 0 | 0 | 0 | 0 | 0 |
| CASTELLÓN | 0 | 0 | 0 | 0 | 0 | 0 | 0 | 0 | 0 |
| VALENCIA | 0 | 0 | 0 | 0 | 0 | 0 | 0 | 0 | 0 |
| EXTREMADURA | 0 | 0 | 0 | 0 | 0 | 0 | 0 | 0 | 0 |
| BADAJOS | 0 | 0 | 0 | 0 | 0 | 0 | 0 | 0 | 0 |
| CÁCERES | 0 | 0 | 0 | 0 | 0 | 0 | 0 | 0 | 0 |
| GALICIA | 0 | 0 | 0 | 0 | 0 | 0 | 0 | 0 | 0 |
| A CORUÑA | 0 | 0 | 0 | 0 | 0 | 0 | 0 | 0 | 0 |
| LUGO | 0 | 0 | 0 | 0 | 0 | 0 | 0 | 0 | 0 |
| OURENSE | 0 | 0 | 0 | 0 | 0 | 0 | 0 | 0 | 0 |
| PONTEVEDRA | 0 | 0 | 0 | 0 | 0 | 0 | 0 | 0 | 0 |
| MADRID | 0 | 0 | 0 | 0 | 0 | 0 | 0 | 0 | 0 |
| MURCIA | 0 | 0 | 0 | 0 | 0 | 0 | 0 | 0 | 0 |
| NAVARRA | 0 | 0 | 0 | 0 | 0 | 0 | 0 | 0 | 0 |
| PAÍS VASCO | 1 | 0 | 1 | 0 | 0 | 1 | 0 | 0 | 1 |
| ARABA/ÁLAVA | 0 | 0 | 0 | 0 | 0 | 0 | 0 | 0 | 0 |
| GIPUZKOA | 1 | 0 | 1 | 0 | 0 | 1 | 0 | 0 | 1 |
| BIZKAIA | 0 | 0 | 0 | 0 | 0 | 0 | 0 | 0 | 0 |
| LA RIOJA | 0 | 0 | 0 | 0 | 0 | 0 | 0 | 0 | 0 |
| CEUTA | 0 | 0 | 0 | 0 | 0 | 0 | 0 | 0 | 0 |
| MELILLA | 0 | 0 | 0 | 0 | 0 | 0 | 0 | 0 | 0 |
| TOTAL ESTADO | 2 | 0 | 2 | 1 | 0 | 1 | 0 | 0 | 2 |

PRESTACIONES DEL REAL DECRETO 383/1984, DE 1 DE FEBRERO
TOTAL REVISIONES DE OFICIO E INSTANCIA DE PARTE EFECTUADAS
DATOS DE GESTIÓN CORRESPONDIENTES AL MES DE ABRIL DE 2020

| CC.AA. Y/O PROVINCIAS | REVISIONES EFECTUADAS | | | | CAUSAS DE EXTINCIÓN DEL DERECHO | | | | | | | | | |
|-----------------------------|-----------------------|----------------------|--------------|-------|---------------------------------|---------------------|------------------------|----------------------------|-------------------|-----------------------|---------------|-------------------|--------------|-------|
| | Modifica. Cuantía | Extinción Derecho | Suspensión | | TOTAL | Recursos Propios | Recursos Familiares | Prestación Incompatible | Ingreso Centro | Pérdida Residencia | Fallecimiento | Grado y Baremo | Alta S.S. | TOTAL |
| | | | Act. Laboral | Otras | | | | | | | | | | |
| ANDALUCÍA | 0 | 20 | 0 | 0 | 20 | 5 | 0 | 7 | 0 | 0 | 8 | 0 | 0 | 20 |
| ALMERÍA | 0 | 9 | 0 | 0 | 9 | 3 | 0 | 2 | 0 | 0 | 4 | 0 | 0 | 9 |
| CÁDIZ | 0 | 1 | 0 | 0 | 1 | 0 | 0 | 1 | 0 | 0 | 0 | 0 | 0 | 1 |
| CÓRDOBA | 0 | 3 | 0 | 0 | 3 | 1 | 0 | 0 | 0 | 0 | 2 | 0 | 0 | 3 |
| GRANADA | 0 | 0 | 0 | 0 | 0 | 0 | 0 | 0 | 0 | 0 | 0 | 0 | 0 | 0 |
| HUELVA | 0 | 0 | 0 | 0 | 0 | 0 | 0 | 0 | 0 | 0 | 0 | 0 | 0 | 0 |
| JAÉN | 0 | 5 | 0 | 0 | 5 | 0 | 0 | 3 | 0 | 0 | 2 | 0 | 0 | 5 |
| MÁLAGA | 0 | 1 | 0 | 0 | 1 | 1 | 0 | 0 | 0 | 0 | 0 | 0 | 0 | 1 |
| SEVILLA | 0 | 1 | 0 | 0 | 1 | 0 | 0 | 1 | 0 | 0 | 0 | 0 | 0 | 1 |
| ARAGÓN | 0 | 1 | 0 | 0 | 1 | 0 | 0 | 1 | 0 | 0 | 0 | 0 | 0 | 1 |
| HUESCA | 0 | 1 | 0 | 0 | 1 | 0 | 0 | 1 | 0 | 0 | 0 | 0 | 0 | 1 |
| TERUEL | 0 | 0 | 0 | 0 | 0 | 0 | 0 | 0 | 0 | 0 | 0 | 0 | 0 | 0 |
| ZARAGOZA | 0 | 0 | 0 | 0 | 0 | 0 | 0 | 0 | 0 | 0 | 0 | 0 | 0 | 0 |
| ASTURIAS | 0 | 1 | 0 | 0 | 1 | 0 | 0 | 1 | 0 | 0 | 0 | 0 | 0 | 1 |
| ILLES BALEARS | 0 | 0 | 0 | 0 | 0 | 0 | 0 | 0 | 0 | 0 | 0 | 0 | 0 | 0 |
| CANARIAS | 0 | 0 | 0 | 0 | 0 | 0 | 0 | 0 | 0 | 0 | 0 | 0 | 0 | 0 |
| LAS PALMAS | 0 | 0 | 0 | 0 | 0 | 0 | 0 | 0 | 0 | 0 | 0 | 0 | 0 | 0 |
| S.C. TENERIFE | 0 | 0 | 0 | 0 | 0 | 0 | 0 | 0 | 0 | 0 | 0 | 0 | 0 | 0 |
| CANTABRIA | 0 | 3 | 0 | 0 | 3 | 0 | 0 | 3 | 0 | 0 | 0 | 0 | 0 | 3 |
| CASTILLA Y LEÓN | 0 | 4 | 0 | 0 | 4 | 2 | 0 | 1 | 0 | 0 | 1 | 0 | 0 | 4 |
| ÁVILA | 0 | 1 | 0 | 0 | 1 | 0 | 0 | 1 | 0 | 0 | 0 | 0 | 0 | 1 |
| BURGOS | 0 | 0 | 0 | 0 | 0 | 0 | 0 | 0 | 0 | 0 | 0 | 0 | 0 | 0 |
| LEÓN | 0 | 0 | 0 | 0 | 0 | 0 | 0 | 0 | 0 | 0 | 0 | 0 | 0 | 0 |
| PALENCIA | 0 | 0 | 0 | 0 | 0 | 0 | 0 | 0 | 0 | 0 | 0 | 0 | 0 | 0 |
| SALAMANCA | 0 | 0 | 0 | 0 | 0 | 0 | 0 | 0 | 0 | 0 | 0 | 0 | 0 | 0 |
| SEGOVIA | 0 | 0 | 0 | 0 | 0 | 0 | 0 | 0 | 0 | 0 | 0 | 0 | 0 | 0 |
| SORIA | 0 | 2 | 0 | 0 | 2 | 2 | 0 | 0 | 0 | 0 | 0 | 0 | 0 | 2 |
| VALLADOLID | 0 | 1 | 0 | 0 | 1 | 0 | 0 | 0 | 0 | 0 | 1 | 0 | 0 | 1 |
| ZAMORA | 0 | 0 | 0 | 0 | 0 | 0 | 0 | 0 | 0 | 0 | 0 | 0 | 0 | 0 |
| CASTILLA-LA MANCHA | 0 | 6 | 0 | 0 | 6 | 0 | 0 | 4 | 0 | 0 | 2 | 0 | 0 | 6 |
| ALBACETE | 0 | 0 | 0 | 0 | 0 | 0 | 0 | 0 | 0 | 0 | 0 | 0 | 0 | 0 |
| CIUDAD REAL | 0 | 2 | 0 | 0 | 2 | 0 | 0 | 2 | 0 | 0 | 0 | 0 | 0 | 2 |
| CUENCA | 0 | 1 | 0 | 0 | 1 | 0 | 0 | 1 | 0 | 0 | 0 | 0 | 0 | 1 |
| GUADALAJARA | 0 | 0 | 0 | 0 | 0 | 0 | 0 | 0 | 0 | 0 | 0 | 0 | 0 | 0 |
| TOLEDO | 0 | 3 | 0 | 0 | 3 | 0 | 0 | 1 | 0 | 0 | 2 | 0 | 0 | 3 |

(Continúa al dorso)

| CC.AA. Y/O PROVINCIAS | REVISIONES EFECTUADAS | | | | CAUSAS DE EXTINCIÓN DEL DERECHO | | | | | | | | | |
|-----------------------------|-----------------------|----------------------|--------------|----------|---------------------------------|---------------------|------------------------|----------------------------|-------------------|-----------------------|---------------|-------------------|--------------|-----------|
| | Modifica. Cuantía | Extinción Derecho | Suspensión | | TOTAL | Recursos Propios | Recursos Familiares | Prestación Incompatible | Ingreso Centro | Pérdida Residencia | Fallecimiento | Grado y Baremo | Alta S.S. | TOTAL |
| | | | Act. Laboral | Otras | | | | | | | | | | |
| CATALUNYA | 0 | 0 | 0 | 0 | 0 | 0 | 0 | 0 | 0 | 0 | 0 | 0 | 0 | 0 |
| BARCELONA | 0 | 0 | 0 | 0 | 0 | 0 | 0 | 0 | 0 | 0 | 0 | 0 | 0 | 0 |
| GIRONA | 0 | 0 | 0 | 0 | 0 | 0 | 0 | 0 | 0 | 0 | 0 | 0 | 0 | 0 |
| LLEIDA | 0 | 0 | 0 | 0 | 0 | 0 | 0 | 0 | 0 | 0 | 0 | 0 | 0 | 0 |
| TARRAGONA | 0 | 0 | 0 | 0 | 0 | 0 | 0 | 0 | 0 | 0 | 0 | 0 | 0 | 0 |
| COMUNIDAD VALENCIANA | 0 | 5 | 0 | 0 | 5 | 2 | 0 | 0 | 0 | 0 | 3 | 0 | 0 | 5 |
| ALICANTE | 0 | 2 | 0 | 0 | 2 | 2 | 0 | 0 | 0 | 0 | 0 | 0 | 0 | 2 |
| CASTELLÓN | 0 | 2 | 0 | 0 | 2 | 0 | 0 | 0 | 0 | 0 | 2 | 0 | 0 | 2 |
| VALENCIA | 0 | 1 | 0 | 0 | 1 | 0 | 0 | 0 | 0 | 0 | 1 | 0 | 0 | 1 |
| EXTREMADURA | 0 | 1 | 0 | 2 | 3 | 0 | 0 | 0 | 0 | 0 | 1 | 0 | 0 | 1 |
| BADAJOS | 0 | 1 | 0 | 0 | 1 | 0 | 0 | 0 | 0 | 0 | 1 | 0 | 0 | 1 |
| CÁCERES | 0 | 0 | 0 | 2 | 2 | 0 | 0 | 0 | 0 | 0 | 0 | 0 | 0 | 0 |
| GALICIA | 1 | 2 | 0 | 0 | 3 | 0 | 0 | 1 | 0 | 0 | 1 | 0 | 0 | 2 |
| A CORUÑA | 1 | 0 | 0 | 0 | 1 | 0 | 0 | 0 | 0 | 0 | 0 | 0 | 0 | 0 |
| LUGO | 0 | 1 | 0 | 0 | 1 | 0 | 0 | 0 | 0 | 0 | 1 | 0 | 0 | 1 |
| OURENSE | 0 | 0 | 0 | 0 | 0 | 0 | 0 | 0 | 0 | 0 | 0 | 0 | 0 | 0 |
| PONTEVEDRA | 0 | 1 | 0 | 0 | 1 | 0 | 0 | 1 | 0 | 0 | 0 | 0 | 0 | 1 |
| MADRID | 0 | 0 | 0 | 0 | 0 | 0 | 0 | 0 | 0 | 0 | 0 | 0 | 0 | 0 |
| MURCIA | 1 | 6 | 0 | 0 | 7 | 0 | 0 | 3 | 0 | 0 | 3 | 0 | 0 | 6 |
| NAVARRA | 0 | 1 | 0 | 0 | 1 | 0 | 0 | 0 | 0 | 0 | 1 | 0 | 0 | 1 |
| PAÍS VASCO | 0 | 3 | 0 | 0 | 3 | 0 | 0 | 0 | 0 | 0 | 3 | 0 | 0 | 3 |
| ARABA/ÁLAVA | 0 | 0 | 0 | 0 | 0 | 0 | 0 | 0 | 0 | 0 | 0 | 0 | 0 | 0 |
| GIPUZKOA | 0 | 3 | 0 | 0 | 3 | 0 | 0 | 0 | 0 | 0 | 3 | 0 | 0 | 3 |
| BIZKAIA | 0 | 0 | 0 | 0 | 0 | 0 | 0 | 0 | 0 | 0 | 0 | 0 | 0 | 0 |
| LA RIOJA | 0 | 4 | 0 | 0 | 4 | 0 | 0 | 1 | 0 | 0 | 3 | 0 | 0 | 4 |
| CEUTA | 0 | 0 | 0 | 0 | 0 | 0 | 0 | 0 | 0 | 0 | 0 | 0 | 0 | 0 |
| MELILLA | 0 | 3 | 0 | 0 | 3 | 0 | 1 | 0 | 0 | 0 | 2 | 0 | 0 | 3 |
| TOTAL ESTADO | 2 | 60 | 0 | 2 | 64 | 9 | 1 | 22 | 0 | 0 | 28 | 0 | 0 | 60 |

**PRESTACIONES DEL REAL DECRETO 383/1984, DE 1 DE FEBRERO
REVISIONES DE OFICIO E INSTANCIA DE PARTE EFECTUADAS DE SGIM
DATOS DE GESTIÓN CORRESPONDIENTES AL AÑO 2020 HASTA ABRIL**

| CC.AA. Y/O PROVINCIAS | REVISIONES EFECTUADAS | | | | CAUSAS DE EXTINCIÓN DEL DERECHO | | | | | | |
|-----------------------------|-----------------------|----------------------|--------------|-------|---------------------------------|---------------------|----------------------------|-----------------------|---------------|-------------------|-------|
| | Modifica. Cuantía | Extinción Derecho | Suspensión | | TOTAL | Recursos Propios | Prestación Incompatible | Pérdida Residencia | Fallecimiento | Grado y Baremo | TOTAL |
| | | | Act. Laboral | Otras | | | | | | | |
| ANDALUCÍA | 0 | 60 | 0 | 0 | 60 | 21 | 11 | 0 | 28 | 0 | 60 |
| ALMERÍA | 0 | 8 | 0 | 0 | 8 | 3 | 1 | 0 | 4 | 0 | 8 |
| CÁDIZ | 0 | 5 | 0 | 0 | 5 | 1 | 3 | 0 | 1 | 0 | 5 |
| CÓRDOBA | 0 | 4 | 0 | 0 | 4 | 2 | 0 | 0 | 2 | 0 | 4 |
| GRANADA | 0 | 4 | 0 | 0 | 4 | 0 | 0 | 0 | 4 | 0 | 4 |
| HUELVA | 0 | 0 | 0 | 0 | 0 | 0 | 0 | 0 | 0 | 0 | 0 |
| JAÉN | 0 | 8 | 0 | 0 | 8 | 1 | 5 | 0 | 2 | 0 | 8 |
| MÁLAGA | 0 | 23 | 0 | 0 | 23 | 10 | 1 | 0 | 12 | 0 | 23 |
| SEVILLA | 0 | 8 | 0 | 0 | 8 | 4 | 1 | 0 | 3 | 0 | 8 |
| ARAGÓN | 0 | 3 | 0 | 0 | 3 | 0 | 1 | 0 | 2 | 0 | 3 |
| HUESCA | 0 | 0 | 0 | 0 | 0 | 0 | 0 | 0 | 0 | 0 | 0 |
| TERUEL | 0 | 0 | 0 | 0 | 0 | 0 | 0 | 0 | 0 | 0 | 0 |
| ZARAGOZA | 0 | 3 | 0 | 0 | 3 | 0 | 1 | 0 | 2 | 0 | 3 |
| ASTURIAS | 0 | 9 | 0 | 1 | 10 | 0 | 5 | 0 | 4 | 0 | 9 |
| ILLES BALEARS | 2 | 1 | 0 | 1 | 4 | 0 | 0 | 0 | 1 | 0 | 1 |
| CANARIAS | 0 | 0 | 0 | 0 | 0 | 0 | 0 | 0 | 0 | 0 | 0 |
| LAS PALMAS | 0 | 0 | 0 | 0 | 0 | 0 | 0 | 0 | 0 | 0 | 0 |
| S.C. TENERIFE | 0 | 0 | 0 | 0 | 0 | 0 | 0 | 0 | 0 | 0 | 0 |
| CANTABRIA | 0 | 7 | 0 | 0 | 7 | 0 | 5 | 0 | 2 | 0 | 7 |
| CASTILLA Y LEÓN | 0 | 11 | 0 | 0 | 11 | 2 | 4 | 0 | 5 | 0 | 11 |
| ÁVILA | 0 | 2 | 0 | 0 | 2 | 0 | 1 | 0 | 1 | 0 | 2 |
| BURGOS | 0 | 0 | 0 | 0 | 0 | 0 | 0 | 0 | 0 | 0 | 0 |
| LEÓN | 0 | 2 | 0 | 0 | 2 | 0 | 2 | 0 | 0 | 0 | 2 |
| PALENCIA | 0 | 0 | 0 | 0 | 0 | 0 | 0 | 0 | 0 | 0 | 0 |
| SALAMANCA | 0 | 1 | 0 | 0 | 1 | 0 | 0 | 0 | 1 | 0 | 1 |
| SEGOVIA | 0 | 1 | 0 | 0 | 1 | 0 | 1 | 0 | 0 | 0 | 1 |
| SORIA | 0 | 2 | 0 | 0 | 2 | 1 | 0 | 0 | 1 | 0 | 2 |
| VALLADOLID | 0 | 1 | 0 | 0 | 1 | 0 | 0 | 0 | 1 | 0 | 1 |
| ZAMORA | 0 | 2 | 0 | 0 | 2 | 1 | 0 | 0 | 1 | 0 | 2 |
| CASTILLA-LA MANCHA | 0 | 12 | 0 | 1 | 13 | 0 | 7 | 0 | 5 | 0 | 12 |
| ALBACETE | 0 | 1 | 0 | 1 | 2 | 0 | 0 | 0 | 1 | 0 | 1 |
| CIUDAD REAL | 0 | 2 | 0 | 0 | 2 | 0 | 2 | 0 | 0 | 0 | 2 |
| CUENCA | 0 | 1 | 0 | 0 | 1 | 0 | 1 | 0 | 0 | 0 | 1 |
| GUADALAJARA | 0 | 0 | 0 | 0 | 0 | 0 | 0 | 0 | 0 | 0 | 0 |
| TOLEDO | 0 | 8 | 0 | 0 | 8 | 0 | 4 | 0 | 4 | 0 | 8 |

(Continúa al dorso)

| CC.AA. Y/O PROVINCIAS | REVISIONES EFECTUADAS | | | | CAUSAS DE EXTINCIÓN DEL DERECHO | | | | | | |
|-----------------------------|-----------------------|----------------------|-----------------|----------|---------------------------------|---------------------|----------------------------|-----------------------|---------------|-------------------|------------|
| | Modifica. Cuantía | Extinción Derecho | Suspensión SGIM | | TOTAL | Recursos Propios | Prestación Incompatible | Pérdida Residencia | Fallecimiento | Grado y Baremo | TOTAL |
| | | | Act. Laboral | Otras | | | | | | | |
| CATALUNYA | 0 | 0 | 0 | 0 | 0 | 0 | 0 | 0 | 0 | 0 | 0 |
| BARCELONA | 0 | 0 | 0 | 0 | 0 | 0 | 0 | 0 | 0 | 0 | 0 |
| GIRONA | 0 | 0 | 0 | 0 | 0 | 0 | 0 | 0 | 0 | 0 | 0 |
| LLEIDA | 0 | 0 | 0 | 0 | 0 | 0 | 0 | 0 | 0 | 0 | 0 |
| TARRAGONA | 0 | 0 | 0 | 0 | 0 | 0 | 0 | 0 | 0 | 0 | 0 |
| COMUNIDAD VALENCIANA | 0 | 13 | 0 | 0 | 13 | 6 | 2 | 0 | 5 | 0 | 13 |
| ALICANTE | 0 | 6 | 0 | 0 | 6 | 6 | 0 | 0 | 0 | 0 | 6 |
| CASTELLÓN | 0 | 4 | 0 | 0 | 4 | 0 | 2 | 0 | 2 | 0 | 4 |
| VALENCIA | 0 | 3 | 0 | 0 | 3 | 0 | 0 | 0 | 3 | 0 | 3 |
| EXTREMADURA | 0 | 6 | 0 | 5 | 11 | 2 | 1 | 0 | 3 | 0 | 6 |
| BADAJOS | 0 | 3 | 0 | 0 | 3 | 1 | 1 | 0 | 1 | 0 | 3 |
| CÁCERES | 0 | 3 | 0 | 5 | 8 | 1 | 0 | 0 | 2 | 0 | 3 |
| GALICIA | 2 | 8 | 0 | 0 | 10 | 1 | 2 | 0 | 5 | 0 | 8 |
| A CORUÑA | 2 | 2 | 0 | 0 | 4 | 1 | 0 | 0 | 1 | 0 | 2 |
| LUGO | 0 | 4 | 0 | 0 | 4 | 0 | 0 | 0 | 4 | 0 | 4 |
| OURENSE | 0 | 1 | 0 | 0 | 1 | 0 | 1 | 0 | 0 | 0 | 1 |
| PONTEVEDRA | 0 | 1 | 0 | 0 | 1 | 0 | 1 | 0 | 0 | 0 | 1 |
| MADRID | 0 | 15 | 0 | 0 | 15 | 0 | 7 | 0 | 8 | 0 | 15 |
| MURCIA | 4 | 24 | 0 | 0 | 28 | 0 | 13 | 0 | 11 | 0 | 24 |
| NAVARRA | 0 | 2 | 0 | 0 | 2 | 0 | 1 | 0 | 1 | 0 | 2 |
| PAÍS VASCO | 0 | 3 | 0 | 1 | 4 | 1 | 0 | 0 | 2 | 0 | 3 |
| ARABA/ÁLAVA | 0 | 0 | 0 | 1 | 1 | 0 | 0 | 0 | 0 | 0 | 0 |
| GIPUZKOA | 0 | 0 | 0 | 0 | 0 | 0 | 0 | 0 | 0 | 0 | 0 |
| BIZKAIA | 0 | 3 | 0 | 0 | 3 | 1 | 0 | 0 | 2 | 0 | 3 |
| LA RIOJA | 0 | 4 | 0 | 0 | 4 | 0 | 1 | 0 | 3 | 0 | 4 |
| CEUTA | 0 | 0 | 0 | 0 | 0 | 0 | 0 | 0 | 0 | 0 | 0 |
| MELILLA | 0 | 1 | 0 | 0 | 1 | 0 | 0 | 0 | 1 | 0 | 1 |
| TOTAL ESTADO | 8 | 179 | 0 | 9 | 196 | 33 | 60 | 0 | 86 | 0 | 179 |

**PRESTACIONES DEL REAL DECRETO 383/1984, DE 1 DE FEBRERO
REVISIONES DE OFICIO E INSTANCIA DE PARTE EFECTUADAS EN SATP
DATOS DE GESTIÓN CORRESPONDIENTES AL AÑO 2020 HASTA ABRIL**

| CC.AA. Y/O PROVINCIAS | REVISIONES EFECTUADAS | | | CAUSAS DE EXTINCIÓN DEL DERECHO | | | | | | | |
|-----------------------------|-----------------------|------------|-------|---------------------------------|----------------------------|-------------------|-----------------------|---------------|-------------------|--------------|-------|
| | Extinción Derecho | Suspensión | TOTAL | Recursos Propios | Prestación Incompatible | Ingreso Centro | Pérdida Residencia | Fallecimiento | Grado y Baremo | Alta S.S. | TOTAL |
| ANDALUCÍA | 8 | 0 | 8 | 2 | 1 | 0 | 0 | 5 | 0 | 0 | 8 |
| ALMERÍA | 1 | 0 | 1 | 0 | 1 | 0 | 0 | 0 | 0 | 0 | 1 |
| CÁDIZ | 0 | 0 | 0 | 0 | 0 | 0 | 0 | 0 | 0 | 0 | 0 |
| CÓRDOBA | 3 | 0 | 3 | 1 | 0 | 0 | 0 | 2 | 0 | 0 | 3 |
| GRANADA | 1 | 0 | 1 | 0 | 0 | 0 | 0 | 1 | 0 | 0 | 1 |
| HUELVA | 0 | 0 | 0 | 0 | 0 | 0 | 0 | 0 | 0 | 0 | 0 |
| JAÉN | 0 | 0 | 0 | 0 | 0 | 0 | 0 | 0 | 0 | 0 | 0 |
| MÁLAGA | 3 | 0 | 3 | 1 | 0 | 0 | 0 | 2 | 0 | 0 | 3 |
| SEVILLA | 0 | 0 | 0 | 0 | 0 | 0 | 0 | 0 | 0 | 0 | 0 |
| ARAGÓN | 2 | 0 | 2 | 0 | 2 | 0 | 0 | 0 | 0 | 0 | 2 |
| HUESCA | 2 | 0 | 2 | 0 | 2 | 0 | 0 | 0 | 0 | 0 | 2 |
| TERUEL | 0 | 0 | 0 | 0 | 0 | 0 | 0 | 0 | 0 | 0 | 0 |
| ZARAGOZA | 0 | 0 | 0 | 0 | 0 | 0 | 0 | 0 | 0 | 0 | 0 |
| ASTURIAS | 0 | 0 | 0 | 0 | 0 | 0 | 0 | 0 | 0 | 0 | 0 |
| ILLES BALEARS | 0 | 0 | 0 | 0 | 0 | 0 | 0 | 0 | 0 | 0 | 0 |
| CANARIAS | 0 | 0 | 0 | 0 | 0 | 0 | 0 | 0 | 0 | 0 | 0 |
| LAS PALMAS | 0 | 0 | 0 | 0 | 0 | 0 | 0 | 0 | 0 | 0 | 0 |
| S.C. TENERIFE | 0 | 0 | 0 | 0 | 0 | 0 | 0 | 0 | 0 | 0 | 0 |
| CANTABRIA | 2 | 0 | 2 | 0 | 0 | 0 | 0 | 1 | 1 | 0 | 2 |
| CASTILLA Y LEÓN | 2 | 0 | 2 | 1 | 1 | 0 | 0 | 0 | 0 | 0 | 2 |
| ÁVILA | 0 | 0 | 0 | 0 | 0 | 0 | 0 | 0 | 0 | 0 | 0 |
| BURGOS | 0 | 0 | 0 | 0 | 0 | 0 | 0 | 0 | 0 | 0 | 0 |
| LEÓN | 0 | 0 | 0 | 0 | 0 | 0 | 0 | 0 | 0 | 0 | 0 |
| PALENCIA | 0 | 0 | 0 | 0 | 0 | 0 | 0 | 0 | 0 | 0 | 0 |
| SALAMANCA | 0 | 0 | 0 | 0 | 0 | 0 | 0 | 0 | 0 | 0 | 0 |
| SEGOVIA | 1 | 0 | 1 | 0 | 1 | 0 | 0 | 0 | 0 | 0 | 1 |
| SORIA | 1 | 0 | 1 | 1 | 0 | 0 | 0 | 0 | 0 | 0 | 1 |
| VALLADOLID | 0 | 0 | 0 | 0 | 0 | 0 | 0 | 0 | 0 | 0 | 0 |
| ZAMORA | 0 | 0 | 0 | 0 | 0 | 0 | 0 | 0 | 0 | 0 | 0 |
| CASTILLA-LA MANCHA | 0 | 0 | 0 | 0 | 0 | 0 | 0 | 0 | 0 | 0 | 0 |
| ALBACETE | 0 | 0 | 0 | 0 | 0 | 0 | 0 | 0 | 0 | 0 | 0 |
| CIUDAD REAL | 0 | 0 | 0 | 0 | 0 | 0 | 0 | 0 | 0 | 0 | 0 |
| CUENCA | 0 | 0 | 0 | 0 | 0 | 0 | 0 | 0 | 0 | 0 | 0 |
| GUADALAJARA | 0 | 0 | 0 | 0 | 0 | 0 | 0 | 0 | 0 | 0 | 0 |
| TOLEDO | 0 | 0 | 0 | 0 | 0 | 0 | 0 | 0 | 0 | 0 | 0 |

(Continúa al dorso)

| CC.AA. Y/O PROVINCIAS | REVISIONES EFECTUADAS | | | CAUSAS DE EXTINCIÓN DEL DERECHO | | | | | | | |
|-----------------------------|-----------------------|------------|-----------|---------------------------------|----------------------------|-------------------|-----------------------|---------------|-------------------|--------------|-----------|
| | Extinción Derecho | Suspensión | TOTAL | Recursos Propios | Prestación Incompatible | Ingreso Centro | Pérdida Residencia | Fallecimiento | Grado y Baremo | Alta S.S. | TOTAL |
| CATALUNYA | 0 | 0 | 0 | 0 | 0 | 0 | 0 | 0 | 0 | 0 | 0 |
| BARCELONA | 0 | 0 | 0 | 0 | 0 | 0 | 0 | 0 | 0 | 0 | 0 |
| GIRONA | 0 | 0 | 0 | 0 | 0 | 0 | 0 | 0 | 0 | 0 | 0 |
| LLEIDA | 0 | 0 | 0 | 0 | 0 | 0 | 0 | 0 | 0 | 0 | 0 |
| TARRAGONA | 0 | 0 | 0 | 0 | 0 | 0 | 0 | 0 | 0 | 0 | 0 |
| COMUNIDAD VALENCIANA | 0 | 0 | 0 | 0 | 0 | 0 | 0 | 0 | 0 | 0 | 0 |
| ALICANTE | 0 | 0 | 0 | 0 | 0 | 0 | 0 | 0 | 0 | 0 | 0 |
| CASTELLÓN | 0 | 0 | 0 | 0 | 0 | 0 | 0 | 0 | 0 | 0 | 0 |
| VALENCIA | 0 | 0 | 0 | 0 | 0 | 0 | 0 | 0 | 0 | 0 | 0 |
| EXTREMADURA | 0 | 1 | 1 | 0 | 0 | 0 | 0 | 0 | 0 | 0 | 0 |
| BADAJOS | 0 | 0 | 0 | 0 | 0 | 0 | 0 | 0 | 0 | 0 | 0 |
| CÁCERES | 0 | 1 | 1 | 0 | 0 | 0 | 0 | 0 | 0 | 0 | 0 |
| GALICIA | 0 | 0 | 0 | 0 | 0 | 0 | 0 | 0 | 0 | 0 | 0 |
| A CORUÑA | 0 | 0 | 0 | 0 | 0 | 0 | 0 | 0 | 0 | 0 | 0 |
| LUGO | 0 | 0 | 0 | 0 | 0 | 0 | 0 | 0 | 0 | 0 | 0 |
| OURENSE | 0 | 0 | 0 | 0 | 0 | 0 | 0 | 0 | 0 | 0 | 0 |
| PONTEVEDRA | 0 | 0 | 0 | 0 | 0 | 0 | 0 | 0 | 0 | 0 | 0 |
| MADRID | 3 | 0 | 3 | 0 | 0 | 0 | 0 | 3 | 0 | 0 | 3 |
| MURCIA | 2 | 0 | 2 | 0 | 0 | 0 | 0 | 2 | 0 | 0 | 2 |
| NAVARRA | 0 | 0 | 0 | 0 | 0 | 0 | 0 | 0 | 0 | 0 | 0 |
| PAÍS VASCO | 0 | 0 | 0 | 0 | 0 | 0 | 0 | 0 | 0 | 0 | 0 |
| ARABA/ÁLAVA | 0 | 0 | 0 | 0 | 0 | 0 | 0 | 0 | 0 | 0 | 0 |
| GIPUZKOA | 0 | 0 | 0 | 0 | 0 | 0 | 0 | 0 | 0 | 0 | 0 |
| BIZKAIA | 0 | 0 | 0 | 0 | 0 | 0 | 0 | 0 | 0 | 0 | 0 |
| LA RIOJA | 1 | 0 | 1 | 0 | 0 | 0 | 0 | 1 | 0 | 0 | 1 |
| CEUTA | 0 | 0 | 0 | 0 | 0 | 0 | 0 | 0 | 0 | 0 | 0 |
| MELILLA | 0 | 0 | 0 | 0 | 0 | 0 | 0 | 0 | 0 | 0 | 0 |
| TOTAL ESTADO | 20 | 1 | 21 | 3 | 4 | 0 | 0 | 12 | 1 | 0 | 20 |

**PRESTACIONES DEL REAL DECRETO 383/1984, DE 1 DE FEBRERO
REVISIONES DE OFICIO E INSTANCIA DE PARTE EFECTUADAS EN SMGT
DATOS DE GESTIÓN CORRESPONDIENTES AL AÑO 2020 HASTA ABRIL**

| CC.AA. Y/O PROVINCIAS | REVISIONES EFECTUADAS | | | CAUSAS DE EXTINCIÓN DEL DERECHO | | | | | | | | |
|-----------------------------|-----------------------|------------|-------|---------------------------------|------------------------|----------------------------|-------------------|-----------------------|---------------|-------------------|--------------|-------|
| | Extinción Derecho | Suspensión | TOTAL | Recursos Propios | Recursos Familiares | Prestación Incompatible | Ingreso Centro | Pérdida Residencia | Fallecimiento | Grado y Baremo | Alta S.S. | TOTAL |
| ANDALUCÍA | 1 | 0 | 1 | 0 | 0 | 0 | 0 | 0 | 1 | 0 | 0 | 1 |
| ALMERÍA | 0 | 0 | 0 | 0 | 0 | 0 | 0 | 0 | 0 | 0 | 0 | 0 |
| CÁDIZ | 0 | 0 | 0 | 0 | 0 | 0 | 0 | 0 | 0 | 0 | 0 | 0 |
| CÓRDOBA | 0 | 0 | 0 | 0 | 0 | 0 | 0 | 0 | 0 | 0 | 0 | 0 |
| GRANADA | 0 | 0 | 0 | 0 | 0 | 0 | 0 | 0 | 0 | 0 | 0 | 0 |
| HUELVA | 0 | 0 | 0 | 0 | 0 | 0 | 0 | 0 | 0 | 0 | 0 | 0 |
| JAÉN | 0 | 0 | 0 | 0 | 0 | 0 | 0 | 0 | 0 | 0 | 0 | 0 |
| MÁLAGA | 1 | 0 | 1 | 0 | 0 | 0 | 0 | 0 | 1 | 0 | 0 | 1 |
| SEVILLA | 0 | 0 | 0 | 0 | 0 | 0 | 0 | 0 | 0 | 0 | 0 | 0 |
| ARAGÓN | 2 | 0 | 2 | 0 | 0 | 0 | 0 | 0 | 2 | 0 | 0 | 2 |
| HUESCA | 0 | 0 | 0 | 0 | 0 | 0 | 0 | 0 | 0 | 0 | 0 | 0 |
| TERUEL | 2 | 0 | 2 | 0 | 0 | 0 | 0 | 0 | 2 | 0 | 0 | 2 |
| ZARAGOZA | 0 | 0 | 0 | 0 | 0 | 0 | 0 | 0 | 0 | 0 | 0 | 0 |
| ASTURIAS | 0 | 0 | 0 | 0 | 0 | 0 | 0 | 0 | 0 | 0 | 0 | 0 |
| ILLES BALEARS | 0 | 0 | 0 | 0 | 0 | 0 | 0 | 0 | 0 | 0 | 0 | 0 |
| CANARIAS | 0 | 0 | 0 | 0 | 0 | 0 | 0 | 0 | 0 | 0 | 0 | 0 |
| LAS PALMAS | 0 | 0 | 0 | 0 | 0 | 0 | 0 | 0 | 0 | 0 | 0 | 0 |
| S.C. TENERIFE | 0 | 0 | 0 | 0 | 0 | 0 | 0 | 0 | 0 | 0 | 0 | 0 |
| CANTABRIA | 0 | 0 | 0 | 0 | 0 | 0 | 0 | 0 | 0 | 0 | 0 | 0 |
| CASTILLA Y LEÓN | 1 | 0 | 1 | 0 | 0 | 0 | 0 | 0 | 1 | 0 | 0 | 1 |
| ÁVILA | 0 | 0 | 0 | 0 | 0 | 0 | 0 | 0 | 0 | 0 | 0 | 0 |
| BURGOS | 0 | 0 | 0 | 0 | 0 | 0 | 0 | 0 | 0 | 0 | 0 | 0 |
| LEÓN | 0 | 0 | 0 | 0 | 0 | 0 | 0 | 0 | 0 | 0 | 0 | 0 |
| PALENCIA | 0 | 0 | 0 | 0 | 0 | 0 | 0 | 0 | 0 | 0 | 0 | 0 |
| SALAMANCA | 0 | 0 | 0 | 0 | 0 | 0 | 0 | 0 | 0 | 0 | 0 | 0 |
| SEGOVIA | 0 | 0 | 0 | 0 | 0 | 0 | 0 | 0 | 0 | 0 | 0 | 0 |
| SORIA | 0 | 0 | 0 | 0 | 0 | 0 | 0 | 0 | 0 | 0 | 0 | 0 |
| VALLADOLID | 1 | 0 | 1 | 0 | 0 | 0 | 0 | 0 | 1 | 0 | 0 | 1 |
| ZAMORA | 0 | 0 | 0 | 0 | 0 | 0 | 0 | 0 | 0 | 0 | 0 | 0 |
| CASTILLA-LA MANCHA | 0 | 0 | 0 | 0 | 0 | 0 | 0 | 0 | 0 | 0 | 0 | 0 |
| ÁLBACETE | 0 | 0 | 0 | 0 | 0 | 0 | 0 | 0 | 0 | 0 | 0 | 0 |
| CIUDAD REAL | 0 | 0 | 0 | 0 | 0 | 0 | 0 | 0 | 0 | 0 | 0 | 0 |
| CUENCA | 0 | 0 | 0 | 0 | 0 | 0 | 0 | 0 | 0 | 0 | 0 | 0 |
| GUADALAJARA | 0 | 0 | 0 | 0 | 0 | 0 | 0 | 0 | 0 | 0 | 0 | 0 |
| TOLEDO | 0 | 0 | 0 | 0 | 0 | 0 | 0 | 0 | 0 | 0 | 0 | 0 |

(Continúa al dorso)

| CC.AA. Y/O PROVINCIAS | REVISIONES EFECTUADAS | | | CAUSAS DE EXTINCIÓN DEL DERECHO | | | | | | | | |
|-----------------------------|-----------------------|------------|-------|---------------------------------|------------------------|----------------------------|-------------------|-----------------------|---------------|-------------------|--------------|-------|
| | Extinción Derecho | Suspensión | TOTAL | Recursos Propios | Recursos Familiares | Prestación Incompatible | Ingreso Centro | Pérdida Residencia | Fallecimiento | Grado y Baremo | Alta S.S. | TOTAL |
| CATALUNYA | 0 | 0 | 0 | 0 | 0 | 0 | 0 | 0 | 0 | 0 | 0 | 0 |
| BARCELONA | 0 | 0 | 0 | 0 | 0 | 0 | 0 | 0 | 0 | 0 | 0 | 0 |
| GIRONA | 0 | 0 | 0 | 0 | 0 | 0 | 0 | 0 | 0 | 0 | 0 | 0 |
| LLEIDA | 0 | 0 | 0 | 0 | 0 | 0 | 0 | 0 | 0 | 0 | 0 | 0 |
| TARRAGONA | 0 | 0 | 0 | 0 | 0 | 0 | 0 | 0 | 0 | 0 | 0 | 0 |
| COMUNIDAD VALENCIANA | 1 | 0 | 1 | 0 | 0 | 0 | 0 | 0 | 1 | 0 | 0 | 1 |
| ALICANTE | 1 | 0 | 1 | 0 | 0 | 0 | 0 | 0 | 1 | 0 | 0 | 1 |
| CASTELLÓN | 0 | 0 | 0 | 0 | 0 | 0 | 0 | 0 | 0 | 0 | 0 | 0 |
| VALENCIA | 0 | 0 | 0 | 0 | 0 | 0 | 0 | 0 | 0 | 0 | 0 | 0 |
| EXTREMADURA | 1 | 0 | 1 | 0 | 0 | 0 | 0 | 0 | 1 | 0 | 0 | 1 |
| BADAJOS | 0 | 0 | 0 | 0 | 0 | 0 | 0 | 0 | 0 | 0 | 0 | 0 |
| CÁCERES | 1 | 0 | 1 | 0 | 0 | 0 | 0 | 0 | 1 | 0 | 0 | 1 |
| GALICIA | 1 | 0 | 1 | 1 | 0 | 0 | 0 | 0 | 0 | 0 | 0 | 1 |
| A CORUÑA | 1 | 0 | 1 | 1 | 0 | 0 | 0 | 0 | 0 | 0 | 0 | 1 |
| LUGO | 0 | 0 | 0 | 0 | 0 | 0 | 0 | 0 | 0 | 0 | 0 | 0 |
| OURENSE | 0 | 0 | 0 | 0 | 0 | 0 | 0 | 0 | 0 | 0 | 0 | 0 |
| PONTEVEDRA | 0 | 0 | 0 | 0 | 0 | 0 | 0 | 0 | 0 | 0 | 0 | 0 |
| MADRID | 1 | 0 | 1 | 0 | 0 | 0 | 0 | 0 | 1 | 0 | 0 | 1 |
| MURCIA | 1 | 0 | 1 | 0 | 0 | 0 | 0 | 0 | 1 | 0 | 0 | 1 |
| NAVARRA | 0 | 0 | 0 | 0 | 0 | 0 | 0 | 0 | 0 | 0 | 0 | 0 |
| PAÍS VASCO | 2 | 0 | 2 | 0 | 0 | 0 | 0 | 0 | 2 | 0 | 0 | 2 |
| ARABA/ÁLAVA | 0 | 0 | 0 | 0 | 0 | 0 | 0 | 0 | 0 | 0 | 0 | 0 |
| GIPUZKOA | 2 | 0 | 2 | 0 | 0 | 0 | 0 | 0 | 2 | 0 | 0 | 2 |
| BIZKAIA | 0 | 0 | 0 | 0 | 0 | 0 | 0 | 0 | 0 | 0 | 0 | 0 |
| LA RIOJA | 0 | 0 | 0 | 0 | 0 | 0 | 0 | 0 | 0 | 0 | 0 | 0 |
| CEUTA | 1 | 0 | 1 | 1 | 0 | 0 | 0 | 0 | 0 | 0 | 0 | 1 |
| MELILLA | 9 | 0 | 9 | 0 | 1 | 0 | 0 | 0 | 8 | 0 | 0 | 9 |

| | | | | | | | | | | | | |
|--------------|----|---|----|---|---|---|---|---|----|---|---|----|
| TOTAL ESTADO | 21 | 0 | 21 | 2 | 1 | 0 | 0 | 0 | 18 | 0 | 0 | 21 |
|--------------|----|---|----|---|---|---|---|---|----|---|---|----|

**PRESTACIONES DEL REAL DECRETO 383/1984, DE 1 DE FEBRERO
REVISIONES DE OFICIO E INSTANCIA DE PARTE EFECTUADAS EN ASPF
DATOS DE GESTIÓN CORRESPONDIENTES AL AÑO 2020 HASTA ABRIL**

| CC.AA. Y/O PROVINCIAS | REVISIONES EFECTUADAS | | | CAUSAS DE EXTINCIÓN DEL DERECHO | | | | | |
|-----------------------------|-----------------------|------------|-------|---------------------------------|-----------------------|---------------|-------------------|--------------|-------|
| | Extinción Derecho | Suspensión | TOTAL | Prestación Incompatible | Pérdida Residencia | Fallecimiento | Grado y Baremo | Alta S.S. | TOTAL |
| ANDALUCÍA | 3 | 0 | 3 | 1 | 0 | 2 | 0 | 0 | 3 |
| ALMERÍA | 0 | 0 | 0 | 0 | 0 | 0 | 0 | 0 | 0 |
| CÁDIZ | 0 | 0 | 0 | 0 | 0 | 0 | 0 | 0 | 0 |
| CÓRDOBA | 0 | 0 | 0 | 0 | 0 | 0 | 0 | 0 | 0 |
| GRANADA | 0 | 0 | 0 | 0 | 0 | 0 | 0 | 0 | 0 |
| HUELVA | 0 | 0 | 0 | 0 | 0 | 0 | 0 | 0 | 0 |
| JAÉN | 0 | 0 | 0 | 0 | 0 | 0 | 0 | 0 | 0 |
| MÁLAGA | 2 | 0 | 2 | 0 | 0 | 2 | 0 | 0 | 2 |
| SEVILLA | 1 | 0 | 1 | 1 | 0 | 0 | 0 | 0 | 1 |
| ARAGÓN | 0 | 0 | 0 | 0 | 0 | 0 | 0 | 0 | 0 |
| HUESCA | 0 | 0 | 0 | 0 | 0 | 0 | 0 | 0 | 0 |
| TERUEL | 0 | 0 | 0 | 0 | 0 | 0 | 0 | 0 | 0 |
| ZARAGOZA | 0 | 0 | 0 | 0 | 0 | 0 | 0 | 0 | 0 |
| ASTURIAS | 0 | 0 | 0 | 0 | 0 | 0 | 0 | 0 | 0 |
| ILLES BALEARS | 0 | 0 | 0 | 0 | 0 | 0 | 0 | 0 | 0 |
| CANARIAS | 0 | 0 | 0 | 0 | 0 | 0 | 0 | 0 | 0 |
| LAS PALMAS | 0 | 0 | 0 | 0 | 0 | 0 | 0 | 0 | 0 |
| S.C. TENERIFE | 0 | 0 | 0 | 0 | 0 | 0 | 0 | 0 | 0 |
| CANTABRIA | 0 | 0 | 0 | 0 | 0 | 0 | 0 | 0 | 0 |
| CASTILLA Y LEÓN | 9 | 0 | 9 | 2 | 0 | 7 | 0 | 0 | 9 |
| ÁVILA | 0 | 0 | 0 | 0 | 0 | 0 | 0 | 0 | 0 |
| BURGOS | 3 | 0 | 3 | 1 | 0 | 2 | 0 | 0 | 3 |
| LEÓN | 6 | 0 | 6 | 1 | 0 | 5 | 0 | 0 | 6 |
| PALENCIA | 0 | 0 | 0 | 0 | 0 | 0 | 0 | 0 | 0 |
| SALAMANCA | 0 | 0 | 0 | 0 | 0 | 0 | 0 | 0 | 0 |
| SEGOVIA | 0 | 0 | 0 | 0 | 0 | 0 | 0 | 0 | 0 |
| SORIA | 0 | 0 | 0 | 0 | 0 | 0 | 0 | 0 | 0 |
| VALLADOLID | 0 | 0 | 0 | 0 | 0 | 0 | 0 | 0 | 0 |
| ZAMORA | 0 | 0 | 0 | 0 | 0 | 0 | 0 | 0 | 0 |
| CASTILLA-LA MANCHA | 0 | 0 | 0 | 0 | 0 | 0 | 0 | 0 | 0 |
| ALBACETE | 0 | 0 | 0 | 0 | 0 | 0 | 0 | 0 | 0 |
| CIUDAD REAL | 0 | 0 | 0 | 0 | 0 | 0 | 0 | 0 | 0 |
| CUENCA | 0 | 0 | 0 | 0 | 0 | 0 | 0 | 0 | 0 |
| GUADALAJARA | 0 | 0 | 0 | 0 | 0 | 0 | 0 | 0 | 0 |
| TOLEDO | 0 | 0 | 0 | 0 | 0 | 0 | 0 | 0 | 0 |

(Continúa al dorso)

| CC.AA. Y/O PROVINCIAS | REVISIONES EFECTUADAS | | | CAUSAS DE EXTINCIÓN DEL DERECHO | | | | | |
|-----------------------------|-----------------------|------------|------------|---------------------------------|-----------------------|---------------|-------------------|--------------|------------|
| | Extinción Derecho | Suspensión | TOTAL | Prestación Incompatible | Pérdida Residencia | Fallecimiento | Grado y Baremo | Alta S.S. | TOTAL |
| CATALUNYA | 0 | 0 | 0 | 0 | 0 | 0 | 0 | 0 | 0 |
| BARCELONA | 0 | 0 | 0 | 0 | 0 | 0 | 0 | 0 | 0 |
| GIRONA | 0 | 0 | 0 | 0 | 0 | 0 | 0 | 0 | 0 |
| LLEIDA | 0 | 0 | 0 | 0 | 0 | 0 | 0 | 0 | 0 |
| TARRAGONA | 0 | 0 | 0 | 0 | 0 | 0 | 0 | 0 | 0 |
| COMUNIDAD VALENCIANA | 0 | 0 | 0 | 0 | 0 | 0 | 0 | 0 | 0 |
| ALICANTE | 0 | 0 | 0 | 0 | 0 | 0 | 0 | 0 | 0 |
| CASTELLÓN | 0 | 0 | 0 | 0 | 0 | 0 | 0 | 0 | 0 |
| VALENCIA | 0 | 0 | 0 | 0 | 0 | 0 | 0 | 0 | 0 |
| EXTREMADURA | 1 | 0 | 1 | 1 | 0 | 0 | 0 | 0 | 1 |
| BADAJOS | 1 | 0 | 1 | 1 | 0 | 0 | 0 | 0 | 1 |
| CÁCERES | 0 | 0 | 0 | 0 | 0 | 0 | 0 | 0 | 0 |
| GALICIA | 2 | 0 | 2 | 0 | 0 | 0 | 0 | 2 | 2 |
| A CORUÑA | 2 | 0 | 2 | 0 | 0 | 0 | 0 | 2 | 2 |
| LUGO | 0 | 0 | 0 | 0 | 0 | 0 | 0 | 0 | 0 |
| OURENSE | 0 | 0 | 0 | 0 | 0 | 0 | 0 | 0 | 0 |
| PONTEVEDRA | 0 | 0 | 0 | 0 | 0 | 0 | 0 | 0 | 0 |
| MADRID | 15 | 0 | 15 | 1 | 0 | 14 | 0 | 0 | 15 |
| MURCIA | 222 | 0 | 222 | 2 | 0 | 220 | 0 | 0 | 222 |
| NAVARRA | 0 | 0 | 0 | 0 | 0 | 0 | 0 | 0 | 0 |
| PAÍS VASCO | 4 | 0 | 4 | 0 | 0 | 4 | 0 | 0 | 4 |
| ARABA/ÁLAVA | 0 | 0 | 0 | 0 | 0 | 0 | 0 | 0 | 0 |
| GIPUZKOA | 1 | 0 | 1 | 0 | 0 | 1 | 0 | 0 | 1 |
| BIZKAIA | 3 | 0 | 3 | 0 | 0 | 3 | 0 | 0 | 3 |
| LA RIOJA | 0 | 0 | 0 | 0 | 0 | 0 | 0 | 0 | 0 |
| CEUTA | 1 | 0 | 1 | 0 | 0 | 0 | 0 | 1 | 1 |
| MELILLA | 0 | 0 | 0 | 0 | 0 | 0 | 0 | 0 | 0 |
| TOTAL ESTADO | 257 | 0 | 257 | 7 | 0 | 247 | 0 | 3 | 257 |

**PRESTACIONES DEL REAL DECRETO 383/1984, DE 1 DE FEBRERO
TOTAL REVISIONES DE OFICIO E INSTANCIA DE PARTE EFECTUADAS
DATOS DE GESTIÓN CORRESPONDIENTES AL AÑO 2020 HASTA ABRIL**

| CC.AA. Y/O PROVINCIAS | REVISIONES EFECTUADAS | | | | CAUSAS DE EXTINCIÓN DEL DERECHO | | | | | | | | | |
|-----------------------------|-----------------------|----------------------|--------------|-------|---------------------------------|---------------------|------------------------|----------------------------|-------------------|-----------------------|---------------|-------------------|--------------|-------|
| | Modifica. Cuantía | Extinción Derecho | Suspensión | | TOTAL | Recursos Propios | Recursos Familiares | Prestación Incompatible | Ingreso Centro | Pérdida Residencia | Fallecimiento | Grado y Baremo | Alta S.S. | TOTAL |
| | | | Act. Laboral | Otras | | | | | | | | | | |
| ANDALUCÍA | 0 | 72 | 0 | 0 | 72 | 23 | 0 | 13 | 0 | 0 | 36 | 0 | 0 | 72 |
| ALMERÍA | 0 | 9 | 0 | 0 | 9 | 3 | 0 | 2 | 0 | 0 | 4 | 0 | 0 | 9 |
| CÁDIZ | 0 | 5 | 0 | 0 | 5 | 1 | 0 | 3 | 0 | 0 | 1 | 0 | 0 | 5 |
| CÓRDOBA | 0 | 7 | 0 | 0 | 7 | 3 | 0 | 0 | 0 | 0 | 4 | 0 | 0 | 7 |
| GRANADA | 0 | 5 | 0 | 0 | 5 | 0 | 0 | 0 | 0 | 0 | 5 | 0 | 0 | 5 |
| HUELVA | 0 | 0 | 0 | 0 | 0 | 0 | 0 | 0 | 0 | 0 | 0 | 0 | 0 | 0 |
| JAÉN | 0 | 8 | 0 | 0 | 8 | 1 | 0 | 5 | 0 | 0 | 2 | 0 | 0 | 8 |
| MÁLAGA | 0 | 29 | 0 | 0 | 29 | 11 | 0 | 1 | 0 | 0 | 17 | 0 | 0 | 29 |
| SEVILLA | 0 | 9 | 0 | 0 | 9 | 4 | 0 | 2 | 0 | 0 | 3 | 0 | 0 | 9 |
| ARAGÓN | 0 | 7 | 0 | 0 | 7 | 0 | 0 | 3 | 0 | 0 | 4 | 0 | 0 | 7 |
| HUESCA | 0 | 2 | 0 | 0 | 2 | 0 | 0 | 2 | 0 | 0 | 0 | 0 | 0 | 2 |
| TERUEL | 0 | 2 | 0 | 0 | 2 | 0 | 0 | 0 | 0 | 0 | 2 | 0 | 0 | 2 |
| ZARAGOZA | 0 | 3 | 0 | 0 | 3 | 0 | 0 | 1 | 0 | 0 | 2 | 0 | 0 | 3 |
| ASTURIAS | 0 | 9 | 0 | 1 | 10 | 0 | 0 | 5 | 0 | 0 | 4 | 0 | 0 | 9 |
| ILLES BALEARS | 2 | 1 | 0 | 1 | 4 | 0 | 0 | 0 | 0 | 0 | 1 | 0 | 0 | 1 |
| CANARIAS | 0 | 0 | 0 | 0 | 0 | 0 | 0 | 0 | 0 | 0 | 0 | 0 | 0 | 0 |
| LAS PALMAS | 0 | 0 | 0 | 0 | 0 | 0 | 0 | 0 | 0 | 0 | 0 | 0 | 0 | 0 |
| S.C. TENERIFE | 0 | 0 | 0 | 0 | 0 | 0 | 0 | 0 | 0 | 0 | 0 | 0 | 0 | 0 |
| CANTABRIA | 0 | 9 | 0 | 0 | 9 | 0 | 0 | 5 | 0 | 0 | 3 | 1 | 0 | 9 |
| CASTILLA Y LEÓN | 0 | 23 | 0 | 0 | 23 | 3 | 0 | 7 | 0 | 0 | 13 | 0 | 0 | 23 |
| ÁVILA | 0 | 2 | 0 | 0 | 2 | 0 | 0 | 1 | 0 | 0 | 1 | 0 | 0 | 2 |
| BURGOS | 0 | 3 | 0 | 0 | 3 | 0 | 0 | 1 | 0 | 0 | 2 | 0 | 0 | 3 |
| LEÓN | 0 | 8 | 0 | 0 | 8 | 0 | 0 | 3 | 0 | 0 | 5 | 0 | 0 | 8 |
| PALENCIA | 0 | 0 | 0 | 0 | 0 | 0 | 0 | 0 | 0 | 0 | 0 | 0 | 0 | 0 |
| SALAMANCA | 0 | 1 | 0 | 0 | 1 | 0 | 0 | 0 | 0 | 0 | 1 | 0 | 0 | 1 |
| SEGOVIA | 0 | 2 | 0 | 0 | 2 | 0 | 0 | 2 | 0 | 0 | 0 | 0 | 0 | 2 |
| SORIA | 0 | 3 | 0 | 0 | 3 | 2 | 0 | 0 | 0 | 0 | 1 | 0 | 0 | 3 |
| VALLADOLID | 0 | 2 | 0 | 0 | 2 | 0 | 0 | 0 | 0 | 0 | 2 | 0 | 0 | 2 |
| ZAMORA | 0 | 2 | 0 | 0 | 2 | 1 | 0 | 0 | 0 | 0 | 1 | 0 | 0 | 2 |
| CASTILLA-LA MANCHA | 0 | 12 | 0 | 1 | 13 | 0 | 0 | 7 | 0 | 0 | 5 | 0 | 0 | 12 |
| ALBACETE | 0 | 1 | 0 | 1 | 2 | 0 | 0 | 0 | 0 | 0 | 1 | 0 | 0 | 1 |
| CIUDAD REAL | 0 | 2 | 0 | 0 | 2 | 0 | 0 | 2 | 0 | 0 | 0 | 0 | 0 | 2 |
| CUENCA | 0 | 1 | 0 | 0 | 1 | 0 | 0 | 1 | 0 | 0 | 0 | 0 | 0 | 1 |
| GUADALAJARA | 0 | 0 | 0 | 0 | 0 | 0 | 0 | 0 | 0 | 0 | 0 | 0 | 0 | 0 |
| TOLEDO | 0 | 8 | 0 | 0 | 8 | 0 | 0 | 4 | 0 | 0 | 4 | 0 | 0 | 8 |

(Continúa al dorso)

| CC.AA. Y/O PROVINCIAS | REVISIONES EFECTUADAS | | | | CAUSAS DE EXTINCIÓN DEL DERECHO | | | | | | | | | |
|-----------------------------|-----------------------|----------------------|-----------------|-----------|---------------------------------|---------------------|------------------------|----------------------------|-------------------|-----------------------|---------------|-------------------|--------------|------------|
| | Modifica. Cuantía | Extinción Derecho | Suspensión SGIM | | TOTAL | Recursos Propios | Recursos Familiares | Prestación Incompatible | Ingreso Centro | Pérdida Residencia | Fallecimiento | Grado y Baremo | Alta S.S. | TOTAL |
| | | | Act. Laboral | Otras | | | | | | | | | | |
| CATALUNYA | 0 | 0 | 0 | 0 | 0 | 0 | 0 | 0 | 0 | 0 | 0 | 0 | 0 | 0 |
| BARCELONA | 0 | 0 | 0 | 0 | 0 | 0 | 0 | 0 | 0 | 0 | 0 | 0 | 0 | 0 |
| GIRONA | 0 | 0 | 0 | 0 | 0 | 0 | 0 | 0 | 0 | 0 | 0 | 0 | 0 | 0 |
| LLEIDA | 0 | 0 | 0 | 0 | 0 | 0 | 0 | 0 | 0 | 0 | 0 | 0 | 0 | 0 |
| TARRAGONA | 0 | 0 | 0 | 0 | 0 | 0 | 0 | 0 | 0 | 0 | 0 | 0 | 0 | 0 |
| COMUNIDAD VALENCIANA | 0 | 14 | 0 | 0 | 14 | 6 | 0 | 2 | 0 | 0 | 6 | 0 | 0 | 14 |
| ALICANTE | 0 | 7 | 0 | 0 | 7 | 6 | 0 | 0 | 0 | 0 | 1 | 0 | 0 | 7 |
| CASTELLÓN | 0 | 4 | 0 | 0 | 4 | 0 | 0 | 2 | 0 | 0 | 2 | 0 | 0 | 4 |
| VALENCIA | 0 | 3 | 0 | 0 | 3 | 0 | 0 | 0 | 0 | 0 | 3 | 0 | 0 | 3 |
| EXTREMADURA | 0 | 8 | 0 | 6 | 14 | 2 | 0 | 2 | 0 | 0 | 4 | 0 | 0 | 8 |
| BADAJOS | 0 | 4 | 0 | 0 | 4 | 1 | 0 | 2 | 0 | 0 | 1 | 0 | 0 | 4 |
| CÁCERES | 0 | 4 | 0 | 6 | 10 | 1 | 0 | 0 | 0 | 0 | 3 | 0 | 0 | 4 |
| GALICIA | 2 | 11 | 0 | 0 | 13 | 2 | 0 | 2 | 0 | 0 | 5 | 0 | 2 | 11 |
| A CORUÑA | 2 | 5 | 0 | 0 | 7 | 2 | 0 | 0 | 0 | 0 | 1 | 0 | 2 | 5 |
| LUGO | 0 | 4 | 0 | 0 | 4 | 0 | 0 | 0 | 0 | 0 | 4 | 0 | 0 | 4 |
| OURENSE | 0 | 1 | 0 | 0 | 1 | 0 | 0 | 1 | 0 | 0 | 0 | 0 | 0 | 1 |
| PONTEVEDRA | 0 | 1 | 0 | 0 | 1 | 0 | 0 | 1 | 0 | 0 | 0 | 0 | 0 | 1 |
| MADRID | 0 | 34 | 0 | 0 | 34 | 0 | 0 | 8 | 0 | 0 | 26 | 0 | 0 | 34 |
| MURCIA | 4 | 249 | 0 | 0 | 253 | 0 | 0 | 15 | 0 | 0 | 234 | 0 | 0 | 249 |
| NAVARRA | 0 | 2 | 0 | 0 | 2 | 0 | 0 | 1 | 0 | 0 | 1 | 0 | 0 | 2 |
| PAÍS VASCO | 0 | 9 | 0 | 1 | 10 | 1 | 0 | 0 | 0 | 0 | 8 | 0 | 0 | 9 |
| ARABA/ÁLAVA | 0 | 0 | 0 | 1 | 1 | 0 | 0 | 0 | 0 | 0 | 0 | 0 | 0 | 0 |
| GIPUZKOA | 0 | 3 | 0 | 0 | 3 | 0 | 0 | 0 | 0 | 0 | 3 | 0 | 0 | 3 |
| BIZKAIA | 0 | 6 | 0 | 0 | 6 | 1 | 0 | 0 | 0 | 0 | 5 | 0 | 0 | 6 |
| LA RIOJA | 0 | 5 | 0 | 0 | 5 | 0 | 0 | 1 | 0 | 0 | 4 | 0 | 0 | 5 |
| CEUTA | 0 | 2 | 0 | 0 | 2 | 1 | 0 | 0 | 0 | 0 | 0 | 0 | 1 | 2 |
| MELILLA | 0 | 10 | 0 | 0 | 10 | 0 | 1 | 0 | 0 | 0 | 9 | 0 | 0 | 10 |
| TOTAL ESTADO | 8 | 477 | 0 | 10 | 495 | 38 | 1 | 71 | 0 | 0 | 363 | 1 | 3 | 477 |

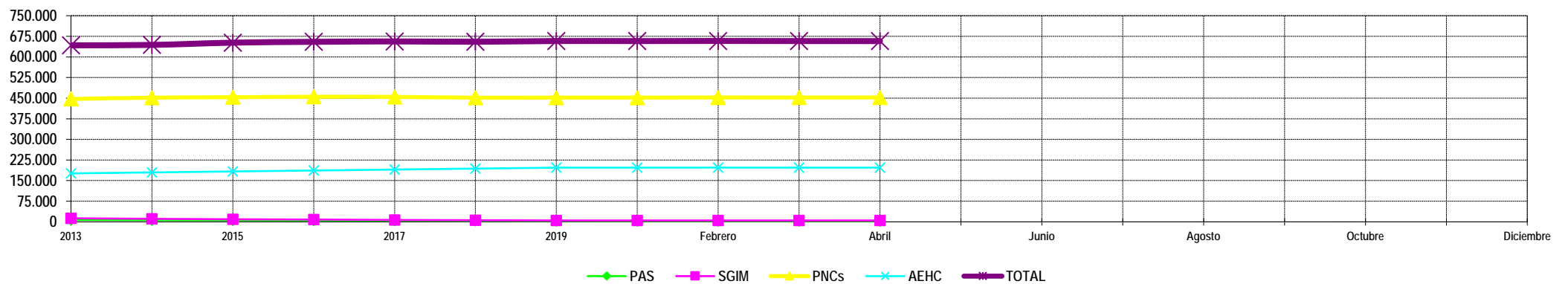
3

Situación prestaciones de naturaleza no contributiva

SITUACIÓN DE LAS PRESTACIONES DE NATURALEZA NO CONTRIBUTIVA (PNNC)

| | PNNC DE JUBILACIÓN / VEJEZ | | | | PNNC DE INVALIDEZ / ENFERMEDAD | | | | | TOTAL PNNC | | | | |
|------|----------------------------|-------|---------|---------|--------------------------------|-------|---------|---------|---------|------------|--------|---------|---------|---------|
| | PAS (*) | SGIM | PNC | TOTAL | PAS (*) | SGIM | PNC | AEHC | TOTAL | PAS | SGIM | PNCs | AEHC | TOTAL |
| 2013 | 1.107 | 9.930 | 250.527 | 261.564 | 6.218 | 3.030 | 196.626 | 176.338 | 382.212 | 7.325 | 12.960 | 447.153 | 176.338 | 642.317 |
| 2014 | 803 | 8.580 | 253.450 | 262.833 | 5.578 | 2.563 | 198.366 | 179.924 | 386.431 | 6.381 | 11.143 | 451.816 | 179.924 | 643.776 |
| 2015 | 619 | 7.394 | 254.029 | 262.042 | 4.982 | 2.183 | 199.518 | 183.217 | 389.900 | 5.601 | 9.577 | 453.547 | 183.217 | 651.942 |
| 2016 | 556 | 6.383 | 255.165 | 262.104 | 4.543 | 1.816 | 199.912 | 186.562 | 392.833 | 5.099 | 8.199 | 455.077 | 186.562 | 654.937 |
| 2017 | 532 | 5.520 | 256.690 | 262.742 | 4.061 | 1.548 | 197.988 | 190.119 | 393.716 | 4.593 | 7.068 | 454.678 | 190.119 | 656.458 |
| 2018 | 401 | 4.706 | 257.023 | 262.130 | 3.610 | 1.275 | 194.757 | 193.444 | 393.086 | 4.011 | 5.981 | 451.780 | 193.444 | 655.216 |
| 2019 | 397 | 4.168 | 261.044 | 265.609 | 3.228 | 1.041 | 191.113 | 196.922 | 392.304 | 3.625 | 5.209 | 452.157 | 196.922 | 657.913 |

| 2020 | | | | | | | | | | | | | | |
|------------|---------|-------|---------|---------|---------|-------|---------|---------|---------|-------|-------|---------|---------|---------|
| | PAS (*) | SGIM | PNC | TOTAL | PAS (*) | SGIM | PNC | AEHC | TOTAL | PAS | SGIM | PNCs | AEHC | TOTAL |
| Enero | 293 | 4.126 | 260.950 | 265.369 | 2.978 | 1.030 | 191.196 | 197.116 | 392.320 | 3.271 | 5.156 | 452.146 | 197.116 | 657.689 |
| Febrero | 295 | 4.071 | 261.958 | 266.324 | 2.954 | 1.017 | 190.503 | 197.350 | 391.824 | 3.249 | 5.088 | 452.461 | 197.350 | 658.148 |
| Marzo | 293 | 4.033 | 262.160 | 266.486 | 2.927 | 994 | 190.147 | 197.147 | 391.215 | 3.220 | 5.027 | 452.307 | 197.147 | 657.701 |
| Abril | 296 | 4.009 | 262.504 | 266.809 | 2.906 | 978 | 189.983 | 196.926 | 390.793 | 3.202 | 4.987 | 452.487 | 196.926 | 657.602 |
| Mayo | | | | | | | | | | | | | | |
| Junio | | | | | | | | | | | | | | |
| Julio | | | | | | | | | | | | | | |
| Agosto | | | | | | | | | | | | | | |
| Septiembre | | | | | | | | | | | | | | |
| Octubre | | | | | | | | | | | | | | |
| Noviembre | | | | | | | | | | | | | | |
| Diciembre | | | | | | | | | | | | | | |



NOTA: Conforme se disponga de la totalidad de los datos mensuales, se procederá a la actualización del respectivo mes.

(*) No se dispone en 2020 del dato relativo al nº de pensiones asistenciales (PAS) de la provincia de Vizcaya.

4 Complemento a favor de los pensionistas no contributivos que residan habitualmente en una vivienda alquilada en el año 2019

**Informe sobre el pago y la gestión del complemento por alquiler para el año 2019
a favor de los pensionistas no contributivos**

4.1 Introducción

El anexo I del Real Decreto-ley 28/2018, de 28 de diciembre, para la revalorización de las pensiones públicas y otras medidas urgentes en materia social, laboral y de empleo (B.O.E. nº 314 de 29 de diciembre) establece la cuantía para el año 2019 del complemento de pensión dirigido a aquellos pensionistas de jubilación o invalidez de la Seguridad Social, en su modalidad no contributiva, que acrediten fehacientemente carecer de vivienda en propiedad y residir, como residencia habitual, en una vivienda alquilada. Las normas para el reconocimiento de este complemento serán las establecidas en el Real Decreto 1191/2012, de 3 de agosto, por el que se establecen normas para el reconocimiento del complemento de pensión para el alquiler de vivienda a favor de los pensionistas de la seguridad social en su modalidad no contributiva, entendiéndose que las referencias hechas al año 2012, deben considerarse realizadas al año 2019.

Para acceder al derecho a este complemento, el pensionista no contributivo debe presentar una solicitud específica durante el año 2019, y reunir los siguientes requisitos:

- Tener reconocida una pensión de jubilación o invalidez de la Seguridad Social en su modalidad no contributiva, en la fecha de la solicitud y en la de la resolución. Si en la misma vivienda alquilada convivieran dos o más personas que tuvieran reconocida una pensión no contributiva, sólo tendrá derecho a este complemento aquél que sea el titular del contrato de arrendamiento o, de ser varios, el primero de ellos.
- Carecer de vivienda en propiedad.
- Ser titular del contrato de arrendamiento de la vivienda.
- No tener con el arrendador de la vivienda alquilada relación conyugal o de parentesco, por consanguinidad, afinidad o adopción hasta el tercer grado, ni constituir con aquél una unión estable y de convivencia con análoga relación de afectividad a la conyugal.
- Tener fijada su residencia, como domicilio habitual, en una vivienda alquilada. Este requisito se entenderá cumplido si la vigencia del contrato de arrendamiento no es inferior a un año y el pensionista ha residido en dicha vivienda durante un período mínimo de 180 días inmediatamente anteriores a la fecha de la solicitud.

La tramitación y la resolución de las solicitudes de este complemento corresponden a los órganos que tengan atribuida la competencia para la gestión de las pensiones no contributivas de la Seguridad Social en las distintas comunidades autónomas, Diputaciones Forales del País Vasco y Navarra, así como en las Direcciones Territoriales del Insserso de Ceuta y Melilla. El complemento a favor de los pensionistas no contributivos que residan en una vivienda alquilada establecido para el año 2019 se financia con cargo al crédito que para el abono de las pensiones no contributivas de jubilación e invalidez figura en el presupuesto del Instituto de Mayores y Servicios Sociales, abonándose, igualmente, a través de la Tesorería General de la Seguridad Social, excepto para las comunidades autónomas de Navarra y el País Vasco.

Los datos sobre la gestión y el pago de este complemento parten de la información contenida en las nóminas de pago elaboradas por la Gerencia de Informática de la Seguridad Social en base a los ficheros de perceptores remitidos por los órganos gestores, así como en la facilitada por los distintos órganos gestores de las comunidades autónomas y las Direcciones Territoriales del Imsero, y se articula, dentro de cada uno de los aspectos objeto de seguimiento y evaluación, como se detalla a continuación:

- Pago: número de pagos efectuados e importe total abonado.
- Gestión de las solicitudes: recoge la información en función de parámetros tales como el número de solicitudes presentadas, resoluciones emitidas, causas de denegación, con referencia a datos sobre el sexo y el estado civil de los solicitantes en los distintos epígrafes analizados.

4.2 Pago del complemento por alquiler para el año 2019 a los titulares de PNC

El artículo 8 del Real Decreto 1191/2012, de 3 de agosto, establece que este complemento de pensión se devengará anualmente en la cuantía fijada –que para el año 2019 asciende a 525 euros anuales– y se abonará en un único pago que se hará efectivo con anterioridad al 31 de diciembre de 2019. No obstante, a aquellos pensionistas a los que no se les haya podido abonar el complemento en la fecha indicada anteriormente, se les hará efectivo, como máximo, dentro del primer semestre siguiente a dicha fecha.

De este modo, el pago del complemento por alquiler a los pensionistas no contributivos se ha articulado con la elaboración de cinco nóminas de pago, específicas y extraordinarias, abonadas en los meses de abril, junio, septiembre y diciembre de 2019 y marzo de 2020. Los datos que van a ser objeto de análisis son el resultado de la acumulación de dichas nóminas, conforme a la información facilitada por la Gerencia de Informática de la Seguridad Social y por los órganos gestores competentes en las comunidades autónomas de Navarra y el País Vasco.

El número total de complementos por alquiler correspondientes al ejercicio 2019 abonados a los pensionistas no contributivos en todo el Estado español ha alcanzado la cifra de 23.934, de los que el 53,15% tiene reconocida una pensión de jubilación en su modalidad no contributiva. En el cuadro y gráficos siguientes se recogen los datos básicos sobre el pago del complemento por alquiler correspondiente al año 2019:

| COMPLEMENTO ALQUILER PNC AÑO 2019 | PNC DE JUBILACIÓN | | PNC DE INVALIDEZ | | TOTAL COMPLEMENTOS | |
|--|--------------------------|--------|-------------------------|--------|---------------------------|----------------|
| | NÚMERO DE COMPLEMENTOS | | NÚMERO DE COMPLEMENTOS | | NÚMERO DE COMPLEMENTOS | |
| | 12.721 | 53,15% | 11.213 | 46,85% | 23.934 | 100,00% |
| IMPORTES | 6.678.525,00 | 53,15% | 5.886.825,00 | 46,85% | 12.565.350,00 | 100,00% |

El número total de complementos por alquiler abonados supone que al 5,29% de los pensionistas no contributivos existentes a diciembre de 2019 se les ha reconocido el citado complemento. Si el análisis se realiza en función del tipo de pensión no contributiva que tiene reconocida el beneficiario del complemento por alquiler, es posible concluir que el número de complementos reconocidos a pensionistas no contributivos de invalidez es mayor, ya que el 5,87% de los pensionistas no contributivos de invalidez existentes a diciembre de 2019 lo han percibido. No obstante, debe tenerse en cuenta que el número de solicitudes aprobadas asciende a 23.807, cifra que es ligeramente inferior al número de complementos abonados al haberse incluido algún pago del complemento del ejercicio 2018, o poner nuevamente al pago complementos del año 2019 que fueron devueltos por las entidades financieras.

El importe total abonado por este concepto en las cinco nóminas que de forma específica se han realizado ha ascendido a 12.565.350,00 euros.

Por último, se considera conveniente destacar que el número de complementos por alquiler correspondientes al año 2019 ha disminuido con respecto al ejercicio anterior, concretamente un 2,01%.

A fin de completar este informe, se ha considerado de interés recoger en este apartado los datos del número de complementos e importes abonados durante el período 2012-2019, incluyéndose en el año al que corresponde la solicitud.

| AÑO | Nº COMPLEMENTOS | | IMPORTES | |
|------|-----------------|-----------|---------------|-----------|
| | NÚMERO | VARIACION | IMPORTES | VARIACION |
| 2012 | 12.922 | -26,65% | 6.784.575,00 | -26,64% |
| 2013 | 14.511 | 12,30% | 7.618.800,00 | 12,30% |
| 2014 | 16.709 | 15,15% | 8.772.750,00 | 15,15% |
| 2015 | 24.720 | 47,94% | 12.979.050,00 | 47,95% |
| 2016 | 26.736 | 8,16% | 14.036.925,00 | 8,15% |
| 2017 | 24.716 | -7,56% | 12.978.525,00 | -7,54% |
| 2018 | 24.426 | -1,17% | 12.823.912,50 | -1,19% |
| 2019 | 23.934 | -2,01% | 12.565.350,00 | -2,02% |

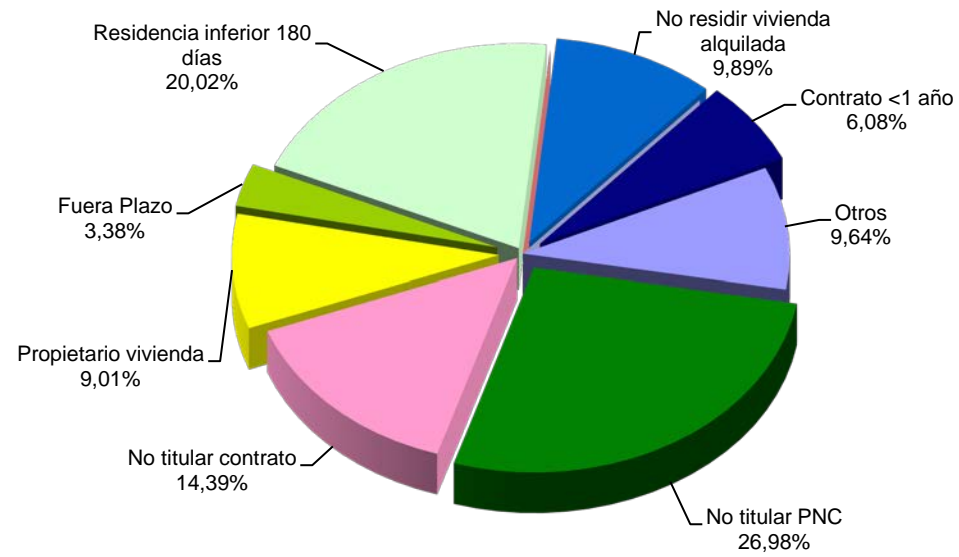
4.3 Gestión de las solicitudes del complemento por alquiler para el año 2019 a los titulares de PNC

El seguimiento de la gestión de las solicitudes del complemento por alquiler para el año 2019 se efectúa mediante el análisis de los parámetros básicos facilitados por los distintos órganos gestores, relativos al número de solicitudes formuladas, al número de resoluciones emitidas y al contenido de las mismas, cuyas cifras globales se muestran en el cuadro que figura a continuación, si bien aquéllas se desglosan por Comunidades Autónomas y provincias en los anexos 85 a 88. Igualmente, van a ser objeto de análisis las variables del sexo y estado civil de los interesados en este proceso de gestión para cada uno de los parámetros indicados, cuya distribución provincial figura en los anexos 89 y 90.

| GESTIÓN DEL COMPLEMENTO POR ALQUILER PARA TITULARES DE PNC | | | | | | | | |
|--|---------|---------|--------|-----------------------|-----------|-----------|------------|--------|
| SOLICITUDES PRESENTADAS | | | | RESOLUCIONES EMITIDAS | | | | |
| PNC JUB. | PNC INV | SIN PNC | TOTAL | APROBADAS | DENEGADAS | CADUCADAS | DESISTIDAS | TOTAL |
| 11.562 | 15.156 | 394 | 27.112 | 23.807 | 2.043 | 285 | 977 | 27.112 |

Si se analiza cada uno de los aspectos de la gestión en combinación con las variables de edad y sexo de los interesados, se obtienen los siguientes resultados:

- Se han presentado un total de 27.112 solicitudes, de las que el 55,90% corresponde a PNC de invalidez. La preeminencia femenina es uno de los rasgos que definen al pensionista no contributivo y este carácter se refleja en que casi dos de cada tres solicitudes, concretamente el 63,20% han sido formuladas por mujeres. Si se utiliza como variable el estado civil del solicitante del complemento, se obtiene como resultado que éste se encuentra preferentemente casado.
- Siendo notablemente mayor el número de solicitudes presentadas por pensionistas no contributivos de invalidez, el número de reconocimientos del derecho al complemento entre los pensionistas no contributivos es también superior en invalidez, ya que alcanza el 85,41% en jubilación y el 91,92% en invalidez. Bien es cierto que si contabilizáramos como de invalidez a los pensionistas de dicha clase que al cumplir los 65 años pasan a considerarse de jubilación, el coeficiente de reconocimiento en invalidez sería aún mayor. La mayor ponderación de las mujeres y de los casados entre los solicitantes del complemento se refleja igualmente si se analizan estas variables respecto a las resoluciones por las que se reconoce el derecho a aquél, arrojando unas participaciones muy similares.
- De las 27.112 solicitudes resueltas, en el 7,54% de los casos se ha denegado el derecho al complemento por alquiler. Las causas que han motivado las denegaciones contenidas en las 2.043 resoluciones se reflejan en el gráfico siguiente, del que es posible concluir que el complemento por alquiler ha sido denegado, preferentemente y en orden decreciente, porque no se es titular de una pensión no contributiva, en segundo lugar, porque el solicitante ha residido en la vivienda alquilada menos tiempo del requerido, en tercer lugar porque no es titular del contrato de arrendamiento y, como cuarto motivo, el de no residir en la vivienda alquilada, teniendo el resto de causas una presencia notablemente menor.



Causas de denegación del complemento por alquiler 2019

Nuevamente las mujeres y, en este supuesto, los solteros, son los que mayor peso tienen entre los solicitantes a los que se les ha denegado el derecho al complemento.

4a DATOS SOBRE BENEFICIARIOS Y PAGO DEL COMPLEMENTO

PENSIONES NO CONTRIBUTIVAS DE LA SEGURIDAD SOCIAL

COMPLEMENTO ALQUILER AÑO 2019 (*)

| CC.AA. Y/O PROVINCIAS | PENSIONISTAS DE JUBILACIÓN | | PENSIONISTAS DE INVALIDEZ | | TOTAL | |
|-----------------------------|----------------------------|------------------|---------------------------|------------------|---------------------------|------------------|
| | NÚMERO DE COMPLEMENTOS | IMPORTE BRUTO | NÚMERO DE COMPLEMENTOS | IMPORTE BRUTO | NÚMERO DE COMPLEMENTOS | IMPORTE BRUTO |
| ANDALUCÍA | 1.796 | 942.900,00 | 1.344 | 705.600,00 | 3.140 | 1.648.500,00 |
| ALMERÍA | 143 | 75.075,00 | 104 | 54.600,00 | 247 | 129.675,00 |
| CÁDIZ | 435 | 228.375,00 | 354 | 185.850,00 | 789 | 414.225,00 |
| CÓRDOBA | 218 | 114.450,00 | 140 | 73.500,00 | 358 | 187.950,00 |
| GRANADA | 263 | 138.075,00 | 190 | 99.750,00 | 453 | 237.825,00 |
| HUELVA | 89 | 46.725,00 | 120 | 63.000,00 | 209 | 109.725,00 |
| JAÉN | 93 | 48.825,00 | 70 | 36.750,00 | 163 | 85.575,00 |
| MÁLAGA | 259 | 135.975,00 | 154 | 80.850,00 | 413 | 216.825,00 |
| SEVILLA | 296 | 155.400,00 | 212 | 111.300,00 | 508 | 266.700,00 |
| ARAGÓN | 300 | 157.500,00 | 294 | 154.350,00 | 594 | 311.850,00 |
| HUESCA | 35 | 18.375,00 | 32 | 16.800,00 | 67 | 35.175,00 |
| TERUEL | 17 | 8.925,00 | 10 | 5.250,00 | 27 | 14.175,00 |
| ZARAGOZA | 248 | 130.200,00 | 252 | 132.300,00 | 500 | 262.500,00 |
| ASTURIAS | 415 | 217.875,00 | 444 | 233.100,00 | 859 | 450.975,00 |
| ILLES BALEARS | 445 | 233.625,00 | 361 | 189.525,00 | 806 | 423.150,00 |
| CANARIAS | 1.092 | 573.300,00 | 916 | 480.900,00 | 2.008 | 1.054.200,00 |
| LAS PALMAS | 491 | 257.775,00 | 279 | 146.475,00 | 770 | 404.250,00 |
| S.C. TENERIFE | 601 | 315.525,00 | 637 | 334.425,00 | 1.238 | 649.950,00 |
| CANTABRIA | 133 | 69.825,00 | 196 | 102.900,00 | 329 | 172.725,00 |
| CASTILLA Y LEÓN | 640 | 336.000,00 | 528 | 277.200,00 | 1.168 | 613.200,00 |
| ÁVILA | 45 | 23.625,00 | 28 | 14.700,00 | 73 | 38.325,00 |
| BURGOS | 62 | 32.550,00 | 122 | 64.050,00 | 184 | 96.600,00 |
| LEÓN | 156 | 81.900,00 | 134 | 70.350,00 | 290 | 152.250,00 |
| PALENCIA | 46 | 24.150,00 | 25 | 13.125,00 | 71 | 37.275,00 |
| SALAMANCA | 89 | 46.725,00 | 80 | 42.000,00 | 169 | 88.725,00 |
| SEGOVIA | 42 | 22.050,00 | 38 | 19.950,00 | 80 | 42.000,00 |
| SORIA | 10 | 5.250,00 | 5 | 2.625,00 | 15 | 7.875,00 |
| VALLADOLID | 152 | 79.800,00 | 66 | 34.650,00 | 218 | 114.450,00 |
| ZAMORA | 38 | 19.950,00 | 30 | 15.750,00 | 68 | 35.700,00 |
| CASTILLA-LA MANCHA | 313 | 164.325,00 | 669 | 351.225,00 | 982 | 515.550,00 |
| ALBACETE | 71 | 37.275,00 | 219 | 114.975,00 | 290 | 152.250,00 |
| CIUDAD REAL | 76 | 39.900,00 | 128 | 67.200,00 | 204 | 107.100,00 |
| CUENCA | 21 | 11.025,00 | 99 | 51.975,00 | 120 | 63.000,00 |
| GUADALAJARA | 42 | 22.050,00 | 67 | 35.175,00 | 109 | 57.225,00 |
| TOLEDO | 103 | 54.075,00 | 156 | 81.900,00 | 259 | 135.975,00 |

(Continúa al dorso)

| CC.AA. Y/O PROVINCIAS | PENSIONISTAS DE JUBILACIÓN | | PENSIONISTAS DE INVALIDEZ | | TOTAL | |
|-----------------------------|----------------------------|---------------------|---------------------------|---------------------|---------------------------|----------------------|
| | NÚMERO DE COMPLEMENTOS | IMPORTE BRUTO | NÚMERO DE COMPLEMENTOS | IMPORTE BRUTO | NÚMERO DE COMPLEMENTOS | IMPORTE BRUTO |
| CATALUNYA | 2.379 | 1.248.975,00 | 1.906 | 1.000.650,00 | 4.285 | 2.249.625,00 |
| BARCELONA | 1.666 | 874.650,00 | 1.221 | 641.025,00 | 2.887 | 1.515.675,00 |
| GIRONA | 303 | 159.075,00 | 187 | 98.175,00 | 490 | 257.250,00 |
| LLEIDA | 126 | 66.150,00 | 132 | 69.300,00 | 258 | 135.450,00 |
| TARRAGONA | 284 | 149.100,00 | 366 | 192.150,00 | 650 | 341.250,00 |
| COMUNIDAD VALENCIANA | 1.360 | 714.000,00 | 973 | 510.825,00 | 2.333 | 1.224.825,00 |
| ALICANTE | 548 | 287.700,00 | 253 | 132.825,00 | 801 | 420.525,00 |
| CASTELLÓN | 211 | 110.775,00 | 251 | 131.775,00 | 462 | 242.550,00 |
| VALENCIA | 601 | 315.525,00 | 469 | 246.225,00 | 1.070 | 561.750,00 |
| EXTREMADURA | 258 | 135.450,00 | 329 | 172.725,00 | 587 | 308.175,00 |
| BADAJOS | 202 | 106.050,00 | 248 | 130.200,00 | 450 | 236.250,00 |
| CÁCERES | 56 | 29.400,00 | 81 | 42.525,00 | 137 | 71.925,00 |
| GALICIA | 1.190 | 624.750,00 | 1.007 | 528.675,00 | 2.197 | 1.153.425,00 |
| A CORUÑA | 548 | 287.700,00 | 432 | 226.800,00 | 980 | 514.500,00 |
| LUGO | 115 | 60.375,00 | 85 | 44.625,00 | 200 | 105.000,00 |
| OURENSE | 140 | 73.500,00 | 119 | 62.475,00 | 259 | 135.975,00 |
| PONTEVEDRA | 387 | 203.175,00 | 371 | 194.775,00 | 758 | 397.950,00 |
| MADRID | 1.487 | 780.675,00 | 1.103 | 579.075,00 | 2.590 | 1.359.750,00 |
| MURCIA | 194 | 101.850,00 | 249 | 130.725,00 | 443 | 232.575,00 |
| NAVARRA | 66 | 34.650,00 | 67 | 35.175,00 | 133 | 69.825,00 |
| PAÍS VASCO | 473 | 248.325,00 | 599 | 314.475,00 | 1.072 | 562.800,00 |
| ARABA/ÁLAVA | 79 | 41.475,00 | 75 | 39.375,00 | 154 | 80.850,00 |
| GIPUZKOA | 206 | 108.150,00 | 222 | 116.550,00 | 428 | 224.700,00 |
| BIZKAIA | 188 | 98.700,00 | 302 | 158.550,00 | 490 | 257.250,00 |
| LA RIOJA | 47 | 24.675,00 | 69 | 36.225,00 | 116 | 60.900,00 |
| CEUTA | 36 | 18.900,00 | 50 | 26.250,00 | 86 | 45.150,00 |
| MELILLA | 97 | 50.925,00 | 109 | 57.225,00 | 206 | 108.150,00 |
| TOTAL ESTADO | 12.721 | 6.678.525,00 | 11.213 | 5.886.825,00 | 23.934 | 12.565.350,00 |

* Pago efectuado por la Tesorería General de la Seguridad Social, excepto Navarra y País Vasco que es realizado por sus Gobiernos Autónomos respectivos.

4b DATOS DE GESTIÓN

PENSIÓN NO CONTRIBUTIVA COMPLEMENTO POR ALQUILER CORRESPONDIENTE AL AÑO 2019 DATOS DE GESTIÓN

| CC.AA. Y/O PROVINCIAS | SOLICITUDES PRESENTADAS | | | | SOLICITUDES RESUELTAS | | | | | | | | | |
|-----------------------------|-------------------------|--------------|-----------|--------------|-----------------------|--------------|--------------|------------|------------|-----------|------------|-----------|------------|--------------|
| | JUBILACIÓN | INVALIDEZ | SIN PNC | TOTAL | APROBADAS (*) | | | DENEGADAS | | | | CADUCADAS | DESISTIDAS | TOTAL |
| | | | | | JUBILACIÓN | INVALIDEZ | TOTAL | JUBILACIÓN | INVALIDEZ | SIN PNC | TOTAL | | | |
| ANDALUCÍA | 1.698 | 2.262 | 66 | 4.026 | 1.278 | 1.736 | 3.014 | 96 | 123 | 62 | 281 | 53 | 678 | 4.026 |
| ALMERÍA | 135 | 167 | 1 | 303 | 107 | 140 | 247 | 19 | 21 | 1 | 41 | 3 | 12 | 303 |
| CÁDIZ | 332 | 561 | 16 | 909 | 298 | 491 | 789 | 9 | 28 | 16 | 53 | 4 | 63 | 909 |
| CÓRDOBA (*) | 195 | 230 | 9 | 434 | 168 | 187 | 355 | 12 | 13 | 9 | 34 | 4 | 41 | 434 |
| GRANADA | 251 | 266 | 3 | 520 | 221 | 232 | 453 | 15 | 13 | 3 | 31 | 16 | 20 | 520 |
| HUELVA | 61 | 169 | 0 | 230 | 56 | 153 | 209 | 1 | 6 | 0 | 7 | 2 | 12 | 230 |
| JAÉN | 79 | 99 | 1 | 179 | 74 | 89 | 163 | 3 | 6 | 1 | 10 | 2 | 4 | 179 |
| MÁLAGA (*) | 344 | 467 | 15 | 826 | 104 | 186 | 290 | 8 | 8 | 12 | 28 | 14 | 494 | 826 |
| SEVILLA | 301 | 303 | 21 | 625 | 250 | 258 | 508 | 29 | 28 | 20 | 77 | 8 | 32 | 625 |
| ARAGÓN | 339 | 314 | 12 | 665 | 300 | 294 | 594 | 39 | 20 | 12 | 71 | 0 | 0 | 665 |
| HUESCA | 40 | 32 | 2 | 74 | 35 | 32 | 67 | 5 | 0 | 2 | 7 | 0 | 0 | 74 |
| TERUEL | 20 | 13 | 0 | 33 | 17 | 10 | 27 | 3 | 3 | 0 | 6 | 0 | 0 | 33 |
| ZARAGOZA | 279 | 269 | 10 | 558 | 248 | 252 | 500 | 31 | 17 | 10 | 58 | 0 | 0 | 558 |
| ASTURIAS | 289 | 602 | 17 | 908 | 278 | 581 | 859 | 5 | 21 | 17 | 43 | 6 | 0 | 908 |
| ILLES BALEARS(*) | 475 | 379 | 11 | 865 | 444 | 359 | 803 | 30 | 18 | 11 | 59 | 0 | 3 | 865 |
| CANARIAS | 805 | 1.377 | 14 | 2.196 | 739 | 1.272 | 2.011 | 33 | 59 | 13 | 105 | 80 | 0 | 2.196 |
| LAS PALMAS (*) | 410 | 431 | 9 | 850 | 377 | 395 | 772 | 18 | 19 | 8 | 45 | 33 | 0 | 850 |
| S.C. TENERIFE (*) | 395 | 946 | 5 | 1.346 | 362 | 877 | 1.239 | 15 | 40 | 5 | 60 | 47 | 0 | 1.346 |
| CANTABRIA(*) | 103 | 268 | 4 | 375 | 92 | 236 | 328 | 9 | 28 | 4 | 41 | 0 | 6 | 375 |
| CASTILLA Y LEÓN | 545 | 721 | 0 | 1.266 | 507 | 661 | 1.168 | 32 | 51 | 0 | 83 | 3 | 12 | 1.266 |
| ÁVILA | 42 | 38 | 0 | 80 | 40 | 33 | 73 | 1 | 2 | 0 | 3 | 0 | 4 | 80 |
| BURGOS | 44 | 159 | 0 | 203 | 41 | 143 | 184 | 3 | 16 | 0 | 19 | 0 | 0 | 203 |
| LEÓN | 128 | 177 | 0 | 305 | 120 | 170 | 290 | 6 | 4 | 0 | 10 | 0 | 5 | 305 |
| PALENCIA | 45 | 29 | 0 | 74 | 42 | 29 | 71 | 2 | 0 | 0 | 2 | 0 | 1 | 74 |
| SALAMANCA | 82 | 113 | 0 | 195 | 73 | 96 | 169 | 7 | 16 | 0 | 23 | 3 | 0 | 195 |
| SEGOVIA | 31 | 59 | 0 | 90 | 28 | 52 | 80 | 3 | 7 | 0 | 10 | 0 | 0 | 90 |
| SORIA | 11 | 8 | 0 | 19 | 9 | 6 | 15 | 2 | 2 | 0 | 4 | 0 | 0 | 19 |
| VALLADOLID | 127 | 97 | 0 | 224 | 124 | 94 | 218 | 3 | 2 | 0 | 5 | 0 | 1 | 224 |
| ZAMORA | 35 | 41 | 0 | 76 | 30 | 38 | 68 | 5 | 2 | 0 | 7 | 0 | 1 | 76 |
| CASTILLA-LA MANCHA | 557 | 620 | 16 | 1.193 | 420 | 562 | 982 | 65 | 72 | 15 | 152 | 22 | 37 | 1.193 |
| ALBACETE | 158 | 214 | 4 | 376 | 100 | 190 | 290 | 37 | 34 | 4 | 75 | 2 | 9 | 376 |
| CIUDAD REAL | 139 | 119 | 1 | 259 | 104 | 100 | 204 | 9 | 15 | 0 | 24 | 17 | 14 | 259 |
| CUENCA | 46 | 85 | 1 | 132 | 40 | 80 | 120 | 2 | 7 | 1 | 10 | 0 | 2 | 132 |
| GUADALAJARA | 60 | 56 | 1 | 117 | 53 | 56 | 109 | 2 | 1 | 1 | 4 | 3 | 1 | 117 |
| TOLEDO | 154 | 146 | 9 | 309 | 123 | 136 | 259 | 15 | 15 | 9 | 39 | 0 | 11 | 309 |

(Continúa al dorso)

| CC.AA. Y/O PROVINCIAS | SOLICITUDES PRESENTADAS | | | | SOLICITUDES RESUELTAS | | | | | | | | | |
|-----------------------------|----------------------------|-----------|---------|-------|-----------------------|-----------|-------|------------|-----------|---------|-------|-----------|------------|-------|
| | | | | | APROBADAS (*) | | | DENEGADAS | | | | CADUCADAS | DESISTIDAS | TOTAL |
| | JUBILACIÓN | INVALIDEZ | SIN PNC | TOTAL | JUBILACIÓN | INVALIDEZ | TOTAL | JUBILACIÓN | INVALIDEZ | SIN PNC | TOTAL | | | |
| CATALUNYA | 2.099 | 2.696 | 41 | 4.836 | 1.864 | 2.421 | 4.285 | 146 | 187 | 39 | 372 | 0 | 179 | 4.836 |
| BARCELONA | 1.432 | 1.754 | 26 | 3.212 | 1.284 | 1.602 | 2.886 | 90 | 101 | 24 | 215 | 0 | 111 | 3.212 |
| GIRONA | 289 | 270 | 4 | 563 | 260 | 230 | 490 | 21 | 23 | 4 | 48 | 0 | 25 | 563 |
| LLEIDA | 115 | 179 | 2 | 296 | 104 | 154 | 258 | 5 | 15 | 2 | 22 | 0 | 16 | 296 |
| TARRAGONA | 263 | 493 | 9 | 765 | 216 | 435 | 651 | 30 | 48 | 9 | 87 | 0 | 27 | 765 |
| COMUNIDAD VALENCIANA | 1.082 | 1.412 | 107 | 2.601 | 1.017 | 1.316 | 2.333 | 64 | 61 | 98 | 223 | 45 | 0 | 2.601 |
| ALICANTE | 477 | 377 | 32 | 886 | 448 | 353 | 801 | 29 | 15 | 19 | 63 | 22 | 0 | 886 |
| CASTELLÓN | 158 | 345 | 9 | 512 | 147 | 315 | 462 | 11 | 30 | 8 | 49 | 1 | 0 | 512 |
| VALENCIA | 447 | 690 | 66 | 1.203 | 422 | 648 | 1.070 | 24 | 16 | 71 | 111 | 22 | 0 | 1.203 |
| EXTREMADURA | 193 | 443 | 0 | 636 | 181 | 406 | 587 | 4 | 10 | 0 | 14 | 0 | 35 | 636 |
| BADAJOS | 145 | 339 | 0 | 484 | 136 | 313 | 449 | 2 | 4 | 0 | 6 | 0 | 29 | 484 |
| CÁCERES | 48 | 104 | 0 | 152 | 45 | 93 | 138 | 2 | 6 | 0 | 8 | 0 | 6 | 152 |
| GALICIA | 924 | 1.381 | 19 | 2.324 | 885 | 1.312 | 2.197 | 33 | 58 | 18 | 109 | 1 | 17 | 2.324 |
| A CORUÑA | 422 | 601 | 14 | 1.037 | 403 | 577 | 980 | 16 | 20 | 14 | 50 | 0 | 7 | 1.037 |
| LUGO | 93 | 119 | 0 | 212 | 90 | 110 | 200 | 3 | 8 | 0 | 11 | 0 | 1 | 212 |
| OURENSE | 109 | 159 | 2 | 270 | 106 | 153 | 259 | 1 | 4 | 1 | 6 | 1 | 4 | 270 |
| PONTEVEDRA | 300 | 502 | 3 | 805 | 286 | 472 | 758 | 13 | 26 | 3 | 42 | 0 | 5 | 805 |
| MADRID | 1.589 | 1.215 | 78 | 2.882 | 1.106 | 1.484 | 2.590 | 98 | 79 | 78 | 255 | 37 | 0 | 2.882 |
| MURCIA | 180 | 422 | 4 | 606 | 130 | 313 | 443 | 30 | 87 | 9 | 126 | 37 | 0 | 606 |
| NAVARRA | 71 | 76 | 2 | 149 | 67 | 66 | 133 | 1 | 7 | 2 | 10 | 0 | 6 | 149 |
| PAÍS VASCO | 510 | 635 | 0 | 1.145 | 473 | 599 | 1.072 | 35 | 34 | 0 | 69 | 0 | 4 | 1.145 |
| ARABA/ÁLAVA | 84 | 77 | 0 | 161 | 79 | 75 | 154 | 5 | 2 | 0 | 7 | 0 | 0 | 161 |
| GIPUZKOA | 218 | 238 | 0 | 456 | 206 | 222 | 428 | 12 | 16 | 0 | 28 | 0 | 0 | 456 |
| BIZKAIA | 208 | 320 | 0 | 528 | 188 | 302 | 490 | 18 | 16 | 0 | 34 | 0 | 4 | 528 |
| LA RIOJA | 49 | 82 | 0 | 131 | 42 | 74 | 116 | 7 | 8 | 0 | 15 | 0 | 0 | 131 |
| CEUTA | 18 | 77 | 0 | 95 | 17 | 69 | 86 | 1 | 8 | 0 | 9 | 0 | 0 | 95 |
| MELILLA | 36 | 174 | 3 | 213 | 35 | 171 | 206 | 1 | 5 | 0 | 6 | 1 | 0 | 213 |

| | | | | | | | | | | | | | | |
|---------------------|--------|--------|-----|--------|-------|--------|--------|-----|-----|-----|-------|-----|-----|--------|
| TOTAL ESTADO | 11.562 | 15.156 | 394 | 27.112 | 9.875 | 13.932 | 23.807 | 729 | 936 | 378 | 2.043 | 285 | 977 | 27.112 |
|---------------------|--------|--------|-----|--------|-------|--------|--------|-----|-----|-----|-------|-----|-----|--------|

(*)El número de solicitudes aprobadas no es coincidente en algunas provincias con el número de complementos abonados ; bien porque se ha incluido el abono de complementos del ejercicio 2018, bien porque se han aprobado solicitudes del 2019 con posterioridad a la última nómina de pago efectuada, bien porque se ha vuelto a poner al pago complementos que han resultado impagados en nóminas anteriores.

PENSIÓN NO CONTRIBUTIVA COMPLEMENTO POR ALQUILER CORRESPONDIENTE AL AÑO 2019 CAUSAS DE DENEGACIÓN

| CC.AA. Y/O PROVINCIAS | NO TITULAR PNC | NO SER TITULAR DEL CONTRATO | TENER VIVIENDA PROPIA | NO SER PRIMER TITULAR | PARENTESCO MENOR AL TERCER GRADO | VIVIENDA HABITUAL | | NO RESIDIR EN VIVIENDA ALQUILADA | SOLICITUD FUERA PLAZO | TOTAL CAUSAS DENEGACIÓN |
|-----------------------------|----------------------|-----------------------------------|-----------------------------|-----------------------------|--|----------------------------|---------------------------|--|-----------------------------|-------------------------------|
| | | | | | | CONTRATO INFERIOR 1 AÑO | RESIDIR MENOS 180 DIAS | | | |
| ANDALUCÍA | 108 | 36 | 17 | 2 | 1 | 24 | 83 | 9 | 1 | 281 |
| ALMERÍA | 4 | 6 | 4 | 1 | 0 | 7 | 19 | 0 | 0 | 41 |
| CÁDIZ | 21 | 11 | 1 | 0 | 0 | 8 | 11 | 0 | 1 | 53 |
| CÓRDOBA | 12 | 3 | 3 | 0 | 0 | 2 | 14 | 0 | 0 | 34 |
| GRANADA | 15 | 4 | 3 | 0 | 0 | 0 | 9 | 0 | 0 | 31 |
| HUELVA | 1 | 2 | 0 | 0 | 0 | 0 | 3 | 1 | 0 | 7 |
| JAÉN | 3 | 0 | 2 | 0 | 0 | 2 | 3 | 0 | 0 | 10 |
| MÁLAGA | 19 | 2 | 3 | 0 | 1 | 0 | 3 | 0 | 0 | 28 |
| SEVILLA | 33 | 8 | 1 | 1 | 0 | 5 | 21 | 8 | 0 | 77 |
| ARAGÓN | 21 | 5 | 18 | 0 | 1 | 3 | 16 | 3 | 4 | 71 |
| HUESCA | 3 | 0 | 1 | 0 | 0 | 0 | 2 | 1 | 0 | 7 |
| TERUEL | 0 | 1 | 1 | 0 | 0 | 0 | 0 | 0 | 4 | 6 |
| ZARAGOZA | 18 | 4 | 16 | 0 | 1 | 3 | 14 | 2 | 0 | 58 |
| ASTURIAS | 17 | 6 | 8 | 0 | 0 | 1 | 10 | 1 | 0 | 43 |
| ILLES BALEARS | 11 | 2 | 4 | 0 | 1 | 1 | 25 | 12 | 3 | 59 |
| CANARIAS | 35 | 11 | 12 | 4 | 1 | 11 | 22 | 9 | 0 | 105 |
| LAS PALMAS | 17 | 5 | 2 | 0 | 1 | 0 | 15 | 5 | 0 | 45 |
| S.C. TENERIFE | 18 | 6 | 10 | 4 | 0 | 11 | 7 | 4 | 0 | 60 |
| CANTABRIA | 7 | 1 | 1 | 6 | 2 | 0 | 16 | 1 | 7 | 41 |
| CASTILLA Y LEÓN | 3 | 12 | 25 | 2 | 1 | 8 | 19 | 3 | 10 | 83 |
| ÁVILA | 0 | 0 | 0 | 0 | 0 | 1 | 1 | 1 | 0 | 3 |
| BURGOS | 2 | 3 | 2 | 0 | 0 | 3 | 8 | 0 | 1 | 19 |
| LEÓN | 0 | 0 | 6 | 0 | 0 | 1 | 2 | 0 | 1 | 10 |
| PALENCIA | 0 | 2 | 0 | 0 | 0 | 0 | 0 | 0 | 0 | 2 |
| SALAMANCA | 0 | 4 | 11 | 1 | 0 | 1 | 1 | 0 | 5 | 23 |
| SEGOVIA | 1 | 1 | 2 | 1 | 1 | 1 | 1 | 0 | 2 | 10 |
| SORIA | 0 | 1 | 2 | 0 | 0 | 0 | 1 | 0 | 0 | 4 |
| VALLADOLID | 0 | 1 | 0 | 0 | 0 | 0 | 3 | 0 | 1 | 5 |
| ZAMORA | 0 | 0 | 2 | 0 | 0 | 1 | 2 | 2 | 0 | 7 |
| CASTILLA-LA MANCHA | 41 | 51 | 19 | 1 | 0 | 12 | 28 | 0 | 0 | 152 |
| ALBACETE | 14 | 46 | 6 | 0 | 0 | 2 | 7 | 0 | 0 | 75 |
| CIUDAD REAL | 7 | 1 | 5 | 0 | 0 | 6 | 5 | 0 | 0 | 24 |
| CUENCA | 2 | 0 | 2 | 0 | 0 | 1 | 5 | 0 | 0 | 10 |
| GUADALAJARA | 2 | 0 | 0 | 1 | 0 | 1 | 0 | 0 | 0 | 4 |
| TOLEDO | 16 | 4 | 6 | 0 | 0 | 2 | 11 | 0 | 0 | 39 |

(Continúa al dorso)

| CC.AA. ICO PROVINCIAS | NO TITULAR PNC | NO SER TITULAR DEL CONTRATO | TENER VIVIENDA PROPIA | NO SER PRIMER TITULAR | PARENTESCO MENOR AL TERCER GRADO | VIVIENDA HABITUAL | | NO RESIDIR EN VIVIENDA ALQUILADA | SOLICITUD FUERA PLAZO | TOTAL CAUSAS DENEGACIÓN |
|-----------------------------|----------------------|-----------------------------------|-----------------------------|-----------------------------|--|----------------------------|---------------------------|--|-----------------------------|-------------------------------|
| | | | | | | CONTRATO INFERIOR 1 AÑO | RESIDIR MENOS 180 DIAS | | | |
| CATALUNYA | 41 | 86 | 23 | 115 | 29 | 43 | 21 | 14 | 0 | 372 |
| BARCELONA | 26 | 47 | 4 | 82 | 13 | 28 | 9 | 6 | 0 | 215 |
| GIRONA | 4 | 14 | 7 | 7 | 6 | 7 | 1 | 2 | 0 | 48 |
| LLEIDA | 2 | 2 | 2 | 1 | 5 | 2 | 3 | 5 | 0 | 22 |
| TARRAGONA | 9 | 23 | 10 | 25 | 5 | 6 | 8 | 1 | 0 | 87 |
| COMUNIDAD VALENCIANA | 108 | 13 | 7 | 5 | 3 | 12 | 29 | 23 | 23 | 223 |
| ALICANTE | 28 | 3 | 3 | 1 | 0 | 3 | 7 | 13 | 5 | 63 |
| CASTELLÓN | 9 | 6 | 4 | 4 | 1 | 2 | 15 | 5 | 3 | 49 |
| VALENCIA | 71 | 4 | 0 | 0 | 2 | 7 | 7 | 5 | 15 | 111 |
| EXTREMADURA | 1 | 0 | 3 | 0 | 0 | 0 | 9 | 1 | 0 | 14 |
| BADAJOS | 1 | 0 | 1 | 0 | 0 | 0 | 4 | 0 | 0 | 6 |
| CÁCERES | 0 | 0 | 2 | 0 | 0 | 0 | 5 | 1 | 0 | 8 |
| GALICIA | 26 | 11 | 13 | 3 | 2 | 1 | 42 | 11 | 0 | 109 |
| A CORUÑA | 18 | 2 | 3 | 3 | 2 | 0 | 18 | 4 | 0 | 50 |
| LUGO | 1 | 1 | 2 | 0 | 0 | 1 | 3 | 3 | 0 | 11 |
| OURENSE | 2 | 0 | 2 | 0 | 0 | 0 | 1 | 1 | 0 | 6 |
| PONTEVEDRA | 5 | 8 | 6 | 0 | 0 | 0 | 20 | 3 | 0 | 42 |
| MADRID | 111 | 31 | 18 | 8 | 2 | 3 | 47 | 35 | 0 | 255 |
| MURCIA | 9 | 3 | 11 | 2 | 3 | 10 | 17 | 68 | 3 | 126 |
| NAVARRA | 2 | 3 | 0 | 0 | 0 | 2 | 1 | 0 | 2 | 10 |
| PAÍS VASCO | 4 | 20 | 1 | 2 | 1 | 0 | 14 | 11 | 16 | 69 |
| ARABA/ÁLAVA | 2 | 1 | 0 | 0 | 0 | 0 | 2 | 0 | 2 | 7 |
| GIPUZKOA | 2 | 16 | 0 | 2 | 1 | 0 | 5 | 2 | 0 | 28 |
| BIZKAIA | 0 | 3 | 1 | 0 | 0 | 0 | 7 | 9 | 14 | 34 |
| LA RIOJA | 4 | 0 | 2 | 0 | 0 | 0 | 9 | 0 | 0 | 15 |
| CEUTA | 1 | 3 | 1 | 0 | 0 | 3 | 0 | 1 | 0 | 9 |
| MELILLA | 3 | 0 | 1 | 0 | 0 | 1 | 1 | 0 | 0 | 6 |

| | | | | | | | | | | |
|--------------|-----|-----|-----|-----|----|-----|-----|-----|----|-------|
| TOTAL ESTADO | 553 | 294 | 184 | 150 | 47 | 135 | 409 | 202 | 69 | 2.043 |
|--------------|-----|-----|-----|-----|----|-----|-----|-----|----|-------|

PENSIÓN NO CONTRIBUTIVA COMPLEMENTO POR ALQUILER CORRESPONDIENTE AL AÑO 2019 DATOS SOBRE SEXO Y ESTADO CIVIL

| CC.AA. Y/O PROVINCIAS | SOLICITANTES | | | | | | | | | BENEFICIARIOS | | | | | | SOLICITUDES DENEGADAS | | | | | | | | |
|-----------------------------|--------------|--------------|--------------|--------------|--------------|------------|--------------|--------------|--------------|---------------|--------------|--------------|--------------|------------|--------------|-----------------------|------------|------------|--------------|-------------|------------|-----------|------------|------------|
| | SEXO | | | ESTADO CIVIL | | | | | | SEXO | | | ESTADO CIVIL | | | SEXO | | | ESTADO CIVIL | | | | | |
| | Hombres | Mujeres | TOTAL | Solteros/as | Casados/as | Viudos/as | Otros | TOTAL | Hombres | Mujeres | TOTAL | Solteros/as | Casados/as | Viudos/as | Otros | TOTAL | Hombres | Mujeres | TOTAL | Solteros/as | Casados/as | Viudos/as | Otros | TOTAL |
| ANDALUCÍA | 1.532 | 2.494 | 4.026 | 1.394 | 1.468 | 185 | 979 | 4.026 | 1.123 | 1.891 | 3.014 | 1.050 | 1.101 | 141 | 722 | 3.014 | 123 | 158 | 281 | 79 | 76 | 11 | 115 | 281 |
| ALMERÍA | 118 | 185 | 303 | 92 | 114 | 9 | 88 | 303 | 93 | 154 | 247 | 79 | 90 | 7 | 71 | 247 | 19 | 22 | 41 | 7 | 17 | 2 | 15 | 41 |
| CÁDIZ | 331 | 578 | 909 | 302 | 327 | 41 | 239 | 909 | 280 | 509 | 789 | 260 | 285 | 38 | 206 | 789 | 21 | 32 | 53 | 18 | 10 | 3 | 22 | 53 |
| CÓRDOBA | 169 | 265 | 434 | 126 | 189 | 22 | 97 | 434 | 138 | 217 | 355 | 105 | 163 | 18 | 69 | 355 | 13 | 21 | 34 | 6 | 8 | 0 | 20 | 34 |
| GRANADA | 206 | 314 | 520 | 203 | 187 | 27 | 103 | 520 | 179 | 274 | 453 | 176 | 167 | 23 | 87 | 453 | 15 | 16 | 31 | 12 | 9 | 1 | 9 | 31 |
| HUELVA | 86 | 144 | 230 | 102 | 80 | 14 | 34 | 230 | 80 | 129 | 209 | 80 | 64 | 10 | 55 | 209 | 4 | 3 | 7 | 4 | 2 | 0 | 1 | 7 |
| JAÉN | 73 | 106 | 179 | 50 | 69 | 9 | 51 | 179 | 67 | 96 | 163 | 44 | 63 | 9 | 47 | 163 | 3 | 7 | 10 | 5 | 2 | 0 | 3 | 10 |
| MÁLAGA | 324 | 502 | 826 | 313 | 280 | 26 | 207 | 826 | 112 | 178 | 290 | 130 | 91 | 6 | 63 | 290 | 15 | 13 | 28 | 6 | 3 | 1 | 18 | 28 |
| SEVILLA | 225 | 400 | 625 | 206 | 222 | 37 | 160 | 625 | 174 | 334 | 508 | 176 | 178 | 30 | 124 | 508 | 33 | 44 | 77 | 21 | 25 | 4 | 27 | 77 |
| ARAGÓN | 233 | 432 | 665 | 219 | 217 | 54 | 175 | 665 | 205 | 389 | 594 | 201 | 191 | 49 | 153 | 594 | 28 | 43 | 71 | 18 | 26 | 5 | 22 | 71 |
| HUESCA | 34 | 40 | 74 | 27 | 27 | 6 | 14 | 74 | 30 | 37 | 67 | 26 | 22 | 6 | 13 | 67 | 4 | 3 | 7 | 1 | 5 | 0 | 1 | 7 |
| TERUEL | 17 | 16 | 33 | 12 | 10 | 1 | 10 | 33 | 14 | 13 | 27 | 10 | 7 | 1 | 9 | 27 | 3 | 3 | 6 | 2 | 3 | 0 | 1 | 6 |
| ZARAGOZA | 182 | 376 | 558 | 180 | 180 | 47 | 151 | 558 | 161 | 339 | 500 | 165 | 162 | 42 | 131 | 500 | 21 | 37 | 58 | 15 | 18 | 5 | 20 | 58 |
| ASTURIAS | 309 | 599 | 908 | 341 | 267 | 60 | 240 | 908 | 286 | 573 | 859 | 321 | 255 | 60 | 223 | 859 | 20 | 23 | 43 | 17 | 11 | 0 | 15 | 43 |
| ILLES BALEARS | 283 | 582 | 865 | 246 | 208 | 96 | 315 | 865 | 263 | 540 | 803 | 229 | 196 | 89 | 289 | 803 | 17 | 42 | 59 | 17 | 12 | 7 | 23 | 59 |
| CANARIAS | 653 | 1.543 | 2.196 | 237 | 187 | 62 | 1.710 | 2.196 | 570 | 1.441 | 2.011 | 232 | 179 | 59 | 1.541 | 2.011 | 45 | 60 | 105 | 4 | 5 | 1 | 95 | 105 |
| LAS PALMAS | 297 | 553 | 850 | 116 | 88 | 37 | 609 | 850 | 254 | 518 | 772 | 111 | 81 | 36 | 544 | 772 | 26 | 19 | 45 | 3 | 4 | 1 | 37 | 45 |
| S.C. TENERIFE | 356 | 990 | 1.346 | 121 | 99 | 25 | 1.101 | 1.346 | 316 | 923 | 1.239 | 121 | 98 | 23 | 997 | 1.239 | 19 | 41 | 60 | 1 | 1 | 0 | 58 | 60 |
| CANTABRIA | 123 | 252 | 375 | 129 | 143 | 18 | 85 | 375 | 109 | 219 | 328 | 113 | 122 | 17 | 76 | 328 | 11 | 30 | 41 | 14 | 20 | 0 | 7 | 41 |
| CASTILLA Y LEÓN | 438 | 828 | 1.266 | 447 | 401 | 93 | 325 | 1.266 | 402 | 766 | 1.168 | 409 | 375 | 89 | 295 | 1.168 | 32 | 51 | 83 | 33 | 21 | 3 | 26 | 83 |
| ÁVILA | 35 | 45 | 80 | 28 | 22 | 3 | 27 | 80 | 31 | 42 | 73 | 27 | 20 | 3 | 23 | 73 | 2 | 1 | 3 | 1 | 1 | 0 | 1 | 3 |
| BURGOS | 75 | 128 | 203 | 89 | 67 | 8 | 39 | 203 | 67 | 117 | 184 | 82 | 61 | 8 | 33 | 184 | 8 | 11 | 19 | 7 | 6 | 0 | 6 | 19 |
| LEÓN | 99 | 206 | 305 | 92 | 109 | 25 | 79 | 305 | 97 | 193 | 290 | 89 | 105 | 24 | 72 | 290 | 1 | 9 | 10 | 1 | 2 | 0 | 7 | 10 |
| PALENCIA | 25 | 49 | 74 | 30 | 14 | 8 | 22 | 74 | 25 | 46 | 71 | 29 | 13 | 8 | 21 | 71 | 0 | 2 | 2 | 0 | 1 | 0 | 1 | 2 |
| SALAMANCA | 70 | 125 | 195 | 77 | 59 | 16 | 43 | 195 | 59 | 110 | 169 | 66 | 53 | 14 | 36 | 169 | 10 | 13 | 23 | 11 | 4 | 2 | 6 | 23 |
| SEGOVIA | 39 | 51 | 90 | 35 | 35 | 6 | 14 | 90 | 34 | 46 | 80 | 28 | 32 | 6 | 14 | 80 | 5 | 5 | 10 | 7 | 3 | 0 | 0 | 10 |
| SORIA | 9 | 10 | 19 | 5 | 5 | 3 | 6 | 19 | 7 | 8 | 15 | 4 | 4 | 2 | 5 | 15 | 2 | 2 | 4 | 1 | 1 | 1 | 1 | 4 |
| VALLADOLID | 72 | 152 | 224 | 68 | 68 | 17 | 71 | 224 | 69 | 149 | 218 | 65 | 67 | 17 | 69 | 218 | 3 | 2 | 5 | 2 | 1 | 0 | 2 | 5 |
| ZAMORA | 14 | 62 | 76 | 23 | 22 | 7 | 24 | 76 | 13 | 55 | 68 | 19 | 20 | 7 | 22 | 68 | 1 | 6 | 7 | 3 | 2 | 0 | 2 | 7 |
| CASTILLA-LA MANCHA | 474 | 719 | 1.193 | 325 | 304 | 54 | 510 | 1.193 | 378 | 604 | 982 | 272 | 283 | 51 | 376 | 982 | 70 | 82 | 152 | 46 | 42 | 2 | 62 | 152 |
| ALBACETE | 149 | 227 | 376 | 159 | 121 | 23 | 73 | 376 | 112 | 178 | 290 | 126 | 89 | 21 | 54 | 290 | 33 | 42 | 75 | 29 | 29 | 2 | 15 | 75 |
| CIUDAD REAL | 109 | 150 | 259 | 4 | 8 | 2 | 245 | 259 | 83 | 121 | 204 | 2 | 8 | 1 | 193 | 204 | 11 | 13 | 24 | 0 | 0 | 0 | 24 | 24 |
| CUENCA | 49 | 83 | 132 | 42 | 55 | 7 | 28 | 132 | 45 | 75 | 120 | 38 | 50 | 7 | 25 | 120 | 4 | 6 | 10 | 4 | 4 | 0 | 2 | 10 |
| GUADALAJARA | 42 | 75 | 117 | 18 | 6 | 2 | 91 | 117 | 38 | 71 | 109 | 18 | 6 | 2 | 83 | 109 | 2 | 2 | 4 | 0 | 0 | 0 | 4 | 4 |
| TOLEDO | 125 | 184 | 309 | 102 | 114 | 20 | 73 | 309 | 100 | 159 | 259 | 88 | 130 | 20 | 21 | 259 | 20 | 19 | 39 | 13 | 9 | 0 | 17 | 39 |

(Continúa al dorso)

| CC.AA. Y/O PROVINCIAS | SOLICITANTES | | | | | | | | BENEFICIARIOS | | | | | | | | SOLICITUDES DENEGADAS | | | | | | | |
|-----------------------------|--------------|---------|-------|--------------|------------|-----------|-------|-------|---------------|---------|-------|--------------|------------|-----------|-------|-------|-----------------------|---------|-------|--------------|------------|-----------|-------|-------|
| | SEXO | | | ESTADO CIVIL | | | | | SEXO | | | ESTADO CIVIL | | | | | SEXO | | | ESTADO CIVIL | | | | |
| | Hombres | Mujeres | TOTAL | Solteros/as | Casados/as | Viudos/as | Otros | TOTAL | Hombres | Mujeres | TOTAL | Solteros/as | Casados/as | Viudos/as | Otros | TOTAL | Hombres | Mujeres | TOTAL | Solteros/as | Casados/as | Viudos/as | Otros | TOTAL |
| CATALUNYA | 1.878 | 2.958 | 4.836 | 1.425 | 1.408 | 433 | 1.570 | 4.836 | 1.668 | 2.617 | 4.285 | 1.255 | 1.269 | 376 | 1.385 | 4.285 | 192 | 180 | 372 | 109 | 93 | 38 | 132 | 372 |
| BARCELONA | 1.197 | 2.015 | 3.212 | 951 | 898 | 323 | 1.040 | 3.212 | 1.079 | 1.807 | 2.886 | 852 | 814 | 281 | 939 | 2.886 | 131 | 84 | 215 | 61 | 55 | 24 | 75 | 215 |
| GIRONA | 246 | 317 | 563 | 149 | 180 | 37 | 197 | 563 | 214 | 276 | 490 | 132 | 159 | 33 | 166 | 490 | 19 | 29 | 48 | 11 | 15 | 2 | 20 | 48 |
| LLEIDA | 123 | 173 | 296 | 83 | 96 | 23 | 94 | 296 | 108 | 150 | 258 | 66 | 83 | 22 | 87 | 258 | 10 | 12 | 22 | 8 | 8 | 6 | 0 | 22 |
| TARRAGONA | 312 | 453 | 765 | 242 | 234 | 50 | 239 | 765 | 267 | 384 | 651 | 205 | 213 | 40 | 193 | 651 | 32 | 55 | 87 | 29 | 15 | 6 | 37 | 87 |
| COM. VALENCIANA | 978 | 1.623 | 2.601 | 845 | 872 | 227 | 657 | 2.601 | 861 | 1.472 | 2.333 | 706 | 804 | 210 | 613 | 2.333 | 91 | 132 | 223 | 99 | 72 | 26 | 26 | 223 |
| ALICANTE | 364 | 522 | 886 | 259 | 300 | 92 | 235 | 886 | 324 | 477 | 801 | 223 | 270 | 82 | 226 | 801 | 30 | 33 | 63 | 28 | 18 | 8 | 9 | 63 |
| CASTELLÓN | 167 | 345 | 512 | 158 | 163 | 39 | 152 | 512 | 151 | 311 | 462 | 139 | 150 | 37 | 136 | 462 | 16 | 33 | 49 | 19 | 12 | 2 | 16 | 49 |
| VALENCIA | 447 | 756 | 1.203 | 428 | 409 | 96 | 270 | 1.203 | 386 | 684 | 1.070 | 344 | 384 | 91 | 251 | 1.070 | 45 | 66 | 111 | 52 | 42 | 16 | 1 | 111 |
| EXTREMADURA | 215 | 421 | 636 | 205 | 236 | 39 | 156 | 636 | 204 | 383 | 587 | 186 | 219 | 37 | 145 | 587 | 3 | 11 | 14 | 7 | 5 | 0 | 2 | 14 |
| BADAJOS | 162 | 322 | 484 | 149 | 191 | 30 | 114 | 484 | 154 | 295 | 449 | 137 | 178 | 28 | 106 | 449 | 2 | 4 | 6 | 2 | 3 | 0 | 1 | 6 |
| CÁCERES | 53 | 99 | 152 | 56 | 45 | 9 | 42 | 152 | 50 | 88 | 138 | 49 | 41 | 9 | 39 | 138 | 1 | 7 | 8 | 5 | 2 | 0 | 1 | 8 |
| GALICIA | 774 | 1.550 | 2.324 | 756 | 672 | 178 | 718 | 2.324 | 720 | 1.477 | 2.197 | 711 | 634 | 174 | 678 | 2.197 | 49 | 60 | 109 | 36 | 33 | 7 | 33 | 109 |
| A CORUÑA | 335 | 702 | 1.037 | 309 | 297 | 102 | 329 | 1.037 | 312 | 668 | 980 | 294 | 272 | 99 | 315 | 980 | 21 | 29 | 50 | 12 | 23 | 3 | 12 | 50 |
| LUGO | 72 | 140 | 212 | 76 | 63 | 21 | 52 | 212 | 67 | 133 | 200 | 70 | 61 | 21 | 48 | 200 | 5 | 6 | 11 | 5 | 2 | 3 | 1 | 11 |
| OURENSE | 85 | 185 | 270 | 103 | 78 | 12 | 77 | 270 | 79 | 180 | 259 | 98 | 75 | 12 | 74 | 259 | 5 | 1 | 6 | 3 | 1 | 0 | 2 | 6 |
| PONTEVEDRA | 282 | 523 | 805 | 268 | 234 | 43 | 260 | 805 | 262 | 496 | 758 | 249 | 226 | 42 | 241 | 758 | 18 | 24 | 42 | 16 | 7 | 1 | 18 | 42 |
| MADRID | 1.146 | 1.736 | 2.882 | 896 | 1.156 | 259 | 571 | 2.882 | 1.023 | 1.567 | 2.590 | 796 | 1.049 | 235 | 510 | 2.590 | 108 | 147 | 255 | 85 | 97 | 17 | 56 | 255 |
| MURCIA | 240 | 366 | 606 | 172 | 186 | 43 | 205 | 606 | 172 | 271 | 443 | 120 | 137 | 30 | 156 | 443 | 50 | 76 | 126 | 39 | 35 | 12 | 40 | 126 |
| NAVARRA | 40 | 109 | 149 | 30 | 69 | 18 | 32 | 149 | 33 | 100 | 133 | 24 | 60 | 17 | 32 | 133 | 5 | 5 | 10 | 4 | 6 | 0 | 0 | 10 |
| PAÍS VASCO | 489 | 656 | 1.145 | 409 | 321 | 108 | 307 | 1.145 | 451 | 621 | 1.072 | 382 | 291 | 108 | 291 | 1.072 | 35 | 34 | 69 | 25 | 28 | 1 | 15 | 69 |
| ARABA/ÁLAVA | 81 | 80 | 161 | 44 | 65 | 16 | 36 | 161 | 77 | 77 | 154 | 42 | 62 | 16 | 34 | 154 | 4 | 3 | 7 | 2 | 2 | 0 | 3 | 7 |
| GIPUZKOA | 200 | 256 | 456 | 150 | 109 | 45 | 152 | 456 | 185 | 243 | 428 | 141 | 99 | 44 | 144 | 428 | 15 | 13 | 28 | 9 | 10 | 1 | 8 | 28 |
| BIZKAIA | 208 | 320 | 528 | 215 | 147 | 47 | 119 | 528 | 189 | 301 | 490 | 199 | 130 | 48 | 113 | 490 | 16 | 18 | 34 | 14 | 16 | 0 | 4 | 34 |
| LA RIOJA | 54 | 77 | 131 | 46 | 45 | 7 | 33 | 131 | 49 | 67 | 116 | 41 | 42 | 7 | 26 | 116 | 5 | 10 | 15 | 5 | 3 | 0 | 7 | 15 |
| CEUTA | 31 | 64 | 95 | 21 | 46 | 17 | 11 | 95 | 27 | 59 | 86 | 18 | 41 | 16 | 11 | 86 | 4 | 5 | 9 | 3 | 5 | 1 | 0 | 9 |
| MELILLA | 88 | 125 | 213 | 31 | 110 | 49 | 23 | 213 | 82 | 124 | 206 | 31 | 104 | 49 | 22 | 206 | 5 | 1 | 6 | 0 | 5 | 0 | 1 | 6 |

| | | | | | | | | | | | | | | | | | | | | | | | | |
|--------------|-------|--------|--------|-------|-------|-------|-------|--------|-------|--------|--------|-------|-------|-------|-------|--------|-----|-------|-------|-----|-----|-----|-----|-------|
| TOTAL ESTADO | 9.978 | 17.134 | 27.112 | 8.174 | 8.316 | 2.000 | 8.622 | 27.112 | 8.626 | 15.181 | 23.807 | 7.097 | 7.352 | 1.814 | 7.544 | 23.807 | 893 | 1.150 | 2.043 | 640 | 595 | 131 | 677 | 2.043 |
|--------------|-------|--------|--------|-------|-------|-------|-------|--------|-------|--------|--------|-------|-------|-------|-------|--------|-----|-------|-------|-----|-----|-----|-----|-------|