



GOBIERNO  
DE ESPAÑA

MINISTERIO  
DE SANIDAD, SERVICIOS SOCIALES  
E IGUALDAD



AÑO 2013

# PENSIONES NO CONTRIBUTIVAS DE LA SEGURIDAD SOCIAL PRESTACIONES SOCIALES Y ECONÓMICAS DE LA LISMI

## INFORME DEL SEGUIMIENTO Y EVOLUCIÓN DE LA GESTIÓN

Informe disponible en [www.imerso.es](http://www.imerso.es)

### MES DE JUNIO

# Í N D I C E

Página

## 1. PENSIONES NO CONTRIBUTIVAS DE LA SEGURIDAD SOCIAL (PNCs)

### INFORME:

|     |   |   |
|-----|---|---|
| 1.1 | Introducción.....   | 1 |
| 1.2 | Situación y evolución de las pensiones e importes de las nóminas .....                  | 1 |
| 1.3 | Distribución de las pensiones según sexo.....   | 3 |
| 1.4 | Situación y evolución de la gestión en trámite inicial.....                             | 4 |
| 1.5 | Seguimiento y control de pensionistas: Revisiones de Oficio y a Instancia de parte..... | 8 |

### ANEXOS:

|     |  |    |
|-----|--|----|
| 1.a | Situación y evolución de las pensiones e importes de las nóminas .....                         | 1  |
| 1.b | PNC de jubilación: Datos de la gestión mensual y anual .....                                   | 9  |
| 1.c | PNC de invalidez: Datos de la gestión mensual y anual .....                                    | 18 |
| 1.d | PNCs de la Seguridad Social: Datos de la gestión mensual y anual.....                          | 27 |
| 1.e | PNC de jubilación e invalidez: Coeficientes de la gestión mensual.....                         | 36 |
| 1.f | Reclamaciones previas a la vía jurisdiccional social: Datos de la gestión mensual y anual..... | 39 |
| 1.g | Revisiones de Oficio y a Instancia de parte: Datos de la gestión mensual y anual .....         | 43 |

## 2. PRESTACIONES SOCIALES Y ECONÓMICAS DE LA LISMI

Página

### INFORME:

|     |  |   |
|-----|--|---|
| 2.1 | Introducción.....  | 1 |
| 2.2 | Situación y evolución de los beneficiarios, número de prestaciones e importes de las nóminas ..... | 1 |
| 2.3 | Situación y evolución de la gestión en trámite inicial.....  | 3 |
| 2.4 | Seguimiento de la gestión derivada de las revisiones de oficio y a instancia de parte.....         | 3 |

### ANEXOS:

|     |  |    |
|-----|--|----|
| 2.a | Evolución y situación de los beneficiarios/prestaciones e importes de las nóminas..... | 55 |
| 2.b | Prestaciones de la LISMI: Datos de la gestión mensual y anual .....                    | 58 |
| 2.c | Revisiones de Oficio y a Instancia de parte: Datos de la gestión mensual y anual ..... | 62 |

## 3. SITUACIÓN PRESTACIONES DE NATURALEZA NO CONTRIBUTIVA (PNNC)

### ANEXOS:

|     |   |    |
|-----|---|----|
| 3.a | Situación de las Prestaciones de Naturaleza no Contributiva ..... | 82 |
|-----|---|----|

1

**PENSIONES NO CONTRIBUTIVAS DE LA SEGURIDAD SOCIAL**

# INFORME DEL SEGUIMIENTO Y EVOLUCIÓN DE LA GESTIÓN DE PNC

## 1.1 INTRODUCCIÓN

Los datos sobre la gestión y el pago de la nómina de las Pensiones no Contributivas de la Seguridad Social de jubilación e invalidez (PNC) parten de la información facilitada por los distintos órganos gestores de las Comunidades Autónomas y Direcciones Territoriales del Imserso y se articula, dentro de cada uno de los aspectos objeto de seguimiento y evaluación, como se detalla a continuación:

- Datos de gestión y de la nómina mensual.
- Datos de gestión y de la nómina del año 2013, comprendiendo la realizada hasta el mes de referencia.
- Datos sobre la nómina de pago y número de beneficiarios desde el año 2006.

La información presentada hace referencia a los siguientes aspectos:

- Nóminas: situación y evolución de los pensionistas e importes de las mismas.
- Gestión en trámite inicial: recoge la situación y evolución de la gestión para cada tipo de pensión, en función de distintos parámetros tales como el movimiento de solicitudes, resoluciones, causas de denegación o coeficientes de gestión entre otros.
- Seguimiento y control de pensionistas, con especial incidencia en las revisiones de oficio y a instancia de parte efectuadas por los órganos gestores competentes.

Conforme a las distintas modalidades de gestión resultantes de lo establecido en la Disposición Adicional decimoctava del Real Decreto Legislativo 1/1994, de 20 de junio, por el que se aprueba el Texto Refundido de la Ley General de la Seguridad Social, la gestión de estas pensiones es llevada a cabo por las Direcciones Territoriales del Imserso en las Ciudades Autónomas de Ceuta y Melilla, y por los órganos correspondientes de cada una de las Comunidades Autónomas que conforman el Estado español.

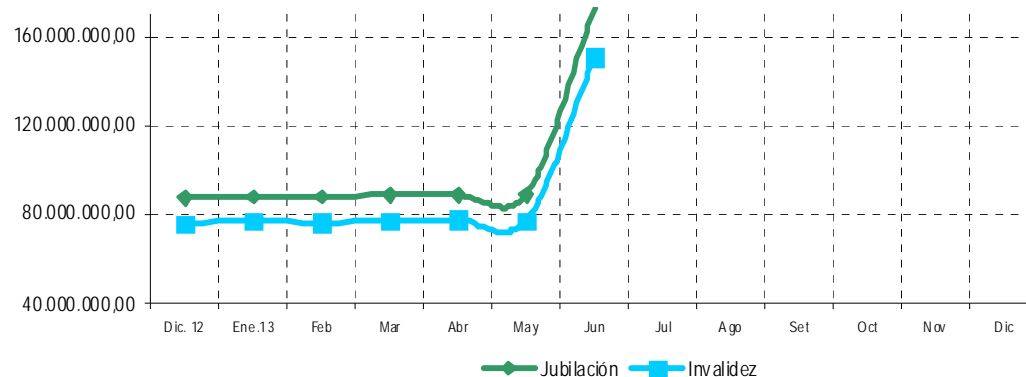
## 1.2 EVOLUCIÓN Y SITUACIÓN DE LAS PENSIONES E IMPORTES DE LAS NÓMINAS

Conforme a la información facilitada por la Gerencia de Informática de la Seguridad Social y por los órganos gestores competentes en las Comunidades Autónomas de Navarra y el País Vasco, el número total de pensiones no contributivas en la nómina de junio de 2013 en todo el Estado español ha alcanzado la cifra de 446.337, un 0,001% menos que en el mes anterior.

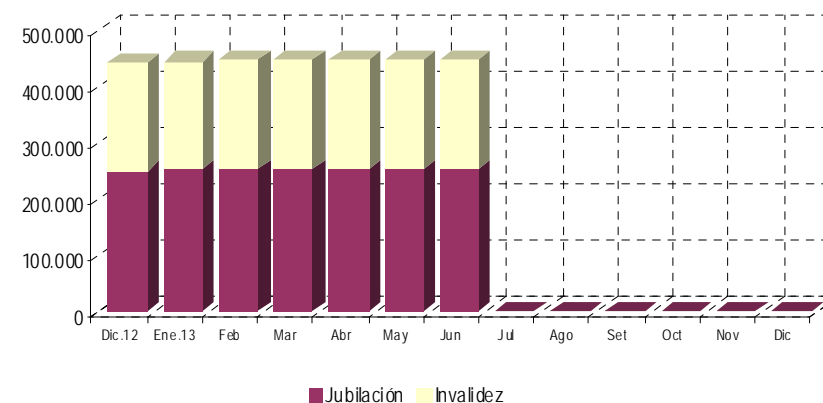
En el cuadro y gráficos siguientes se recogen los datos básicos de la nómina de junio de 2013:

| NÓMINA DE JUNIO     | PNC DE JUBILACIÓN |        | PNC DE INVALIDEZ |        | TOTAL PNCs     |         |
|---------------------|-------------------|--------|------------------|--------|----------------|---------|
| NÚMERO DE PENSIONES | 250.980           | 56,23% | 195.357          | 43,77% | 446.337        | 100,00% |
| IMPORTE             | 173.224.740,79    | 53,48% | 150.659.888,29   | 46,52% | 323.884.629,08 | 100,00% |

Evolución importe nóminas mensuales



Evolución número pensionistas



El Real Decreto-ley 28/2012, de 30 de noviembre, de medidas de consolidación y garantía del sistema de la Seguridad Social, así como la Ley 17/2012, de 27 de diciembre, de Presupuestos Generales del Estado para 2013, fijan, respectivamente, el porcentaje de incremento de las pensiones para el ejercicio 2013 y el importe anual para el año 2013 de las pensiones no contributivas, quedando establecido su importe mensual en 364,90 euros, lo que ha supuesto un porcentaje de revalorización del 2%.

El importe bruto de la nómina de junio de 2013 asciende a 323.884.629,08 euros, en el que se incluye lo abonado en concepto de paga extraordinaria. El importe medio mensual abonado a cada pensionista ha quedado establecido para la PNC de invalidez en 771,20 euros y para la de jubilación en 690,19 euros, superior el de la PNC de invalidez al de la jubilación, entre otras razones, porque además de que, al menos, 34.265 de sus beneficiarios perciben el complemento del 50% por necesidad de otra persona, el montante a percibir en nómina por atrasos es mayor al ser más compleja la gestión y, por ende, el plazo de resolución.

### 1.3 DISTRIBUCIÓN DE LAS PENSIONES SEGÚN SEXO

Conforme a la información contenida en el Fichero Técnico de PNCs constituido en la Dirección General del Imsero, el perfil del pensionista de PNC de jubilación es predominantemente el de mujer española, casada, con una edad comprendida entre los 70 y los 79 años y conviviendo en una unidad familiar formada por dos/tres miembros. En cuanto al pensionista tipo de PNC de invalidez es posible reseñar que es un nacional español, que convive en una unidad económica integrada por dos y tres personas y que acredita un grado de discapacidad valorado entre el 65 y el 74%, si bien atendiendo a su edad y sexo es posible distinguir entre el pensionista tipo varón, soltero, menor de 40 años y la mujer casada, con edad superior a 40 años, que presentan preferentemente discapacidades de tipo psíquico, seguidas muy de cerca por las de tipología física.

| DISTRIBUCIÓN POR SEXOS DEL BENEFICIARIO DE PENSIÓN NO CONTRIBUTIVA |                   |               |                |               |                  |               |                |               |                             |               |               |               |                |               |                |               |
|--|-------------------|---------------|----------------|---------------|------------------|---------------|----------------|---------------|-----------------------------|---------------|---------------|---------------|----------------|---------------|----------------|---------------|
| ÁMBITO<br>GEOGRÁFICO   | PNC DE JUBILACIÓN |               |                |               | PNC DE INVALIDEZ |               |                |               | PNC DE JUB.DERIV. INVALIDEZ |               |               |               | TOTAL PNC      |               |                |               |
|  | VARONES           | %             | MUJERES        | %             | VARONES          | %             | MUJERES        | %             | VARONES                     | %             | MUJERES       | %             | VARONES        | %             | MUJERES        | %             |
| ANDALUCÍA  | 7.222             | 16,57%        | 36.350         | 83,43%        | 20.929           | 46,88%        | 23.717         | 53,12%        | 2.700                       | 20,92%        | 10.208        | 79,08%        | 30.851         | 30,51%        | 70.275         | 69,49%        |
| ARAGÓN   | 677               | 16,48%        | 3.432          | 83,52%        | 1.341            | 48,20%        | 1.441          | 51,80%        | 239                         | 31,53%        | 519           | 68,47%        | 2.257          | 29,51%        | 5.392          | 70,49%        |
| ASTURIAS   | 790               | 22,22%        | 2.766          | 77,78%        | 2.116            | 45,50%        | 2.535          | 54,50%        | 330                         | 25,86%        | 946           | 74,14%        | 3.236          | 34,12%        | 6.247          | 65,88%        |
| ILLES BALEARS  | 924               | 27,57%        | 2.427          | 72,43%        | 1.468            | 45,59%        | 1.752          | 54,41%        | 249                         | 27,01%        | 673           | 72,99%        | 2.641          | 35,25%        | 4.852          | 64,75%        |
| CANARIAS   | 3.929             | 25,91%        | 11.236         | 74,09%        | 7.745            | 40,25%        | 11.495         | 59,75%        | 1.418                       | 17,09%        | 6.877         | 82,91%        | 13.092         | 30,66%        | 29.608         | 69,34%        |
| CANTABRIA  | 482               | 18,90%        | 2.068          | 81,10%        | 1.485            | 45,89%        | 1.751          | 54,11%        | 146                         | 23,82%        | 467           | 76,18%        | 2.113          | 33,02%        | 4.286          | 66,98%        |
| CASTILLA Y LEÓN  | 1.672             | 16,78%        | 8.293          | 83,22%        | 4.558            | 46,83%        | 5.175          | 53,17%        | 860                         | 32,76%        | 1.765         | 67,24%        | 7.090          | 31,76%        | 15.233         | 68,24%        |
| CASTILLA LA MANCHA   | 1.228             | 14,10%        | 7.481          | 85,90%        | 4.021            | 43,45%        | 5.233          | 56,55%        | 583                         | 25,30%        | 1.721         | 74,70%        | 5.832          | 28,78%        | 14.435         | 71,22%        |
| CATALUNYA  | 5.428             | 22,23%        | 18.987         | 77,77%        | 11.860           | 47,76%        | 12.972         | 52,24%        | 1.620                       | 25,49%        | 4.736         | 74,51%        | 18.908         | 34,01%        | 36.695         | 65,99%        |
| C. VALENCIANA  | 3.790             | 17,82%        | 17.481         | 82,18%        | 8.426            | 43,51%        | 10.941         | 56,49%        | 1.068                       | 19,01%        | 4.550         | 80,99%        | 13.284         | 28,72%        | 32.972         | 71,28%        |
| EXTREMADURA  | 794               | 11,50%        | 6.112          | 88,50%        | 2.513            | 43,78%        | 3.227          | 56,22%        | 333                         | 22,20%        | 1.167         | 77,80%        | 3.640          | 25,73%        | 10.506         | 74,27%        |
| GALICIA  | 4.218             | 20,55%        | 16.312         | 79,45%        | 7.868            | 47,81%        | 8.590          | 52,19%        | 1.752                       | 25,44%        | 5.136         | 74,56%        | 13.838         | 31,54%        | 30.038         | 68,46%        |
| MADRID   | 4.076             | 23,08%        | 13.586         | 76,92%        | 6.807            | 49,02%        | 7.079          | 50,98%        | 871                         | 27,91%        | 2.250         | 72,09%        | 11.754         | 33,90%        | 22.915         | 66,10%        |
| MURCIA   | 605               | 14,76%        | 3.494          | 85,24%        | 3.156            | 44,59%        | 3.922          | 55,41%        | 459                         | 19,17%        | 1.935         | 80,83%        | 4.220          | 31,10%        | 9.351          | 68,90%        |
| NAVARRA  | 309               | 18,93%        | 1.323          | 81,07%        | 391              | 49,37%        | 401            | 50,63%        | 73                          | 32,74%        | 150           | 67,26%        | 773            | 29,20%        | 1.874          | 70,80%        |
| PAÍS VASCO   | 963               | 22,53%        | 3.312          | 77,47%        | 2.842            | 52,69%        | 2.552          | 47,31%        | 221                         | 32,22%        | 465           | 67,78%        | 4.026          | 38,88%        | 6.329          | 61,12%        |
| LA RIOJA   | 155               | 19,87%        | 625            | 80,13%        | 385              | 50,93%        | 371            | 49,07%        | 73                          | 31,33%        | 160           | 68,67%        | 613            | 34,65%        | 1.156          | 65,35%        |
| CEUTA  | 200               | 32,26%        | 420            | 67,74%        | 377              | 44,35%        | 473            | 55,65%        | 56                          | 20,36%        | 219           | 79,64%        | 633            | 36,28%        | 1.112          | 63,72%        |
| MELILLA  | 237               | 37,56%        | 394            | 62,44%        | 424              | 36,55%        | 736            | 63,45%        | 134                         | 19,09%        | 568           | 80,91%        | 795            | 31,89%        | 1.698          | 68,11%        |
| <b>TOTAL</b>   | <b>37.699</b>     | <b>19,45%</b> | <b>156.099</b> | <b>80,55%</b> | <b>88.712</b>    | <b>45,95%</b> | <b>104.363</b> | <b>54,05%</b> | <b>13.185</b>               | <b>22,85%</b> | <b>44.512</b> | <b>77,15%</b> | <b>139.596</b> | <b>31,40%</b> | <b>304.974</b> | <b>68,60%</b> |

## 1.4 SITUACIÓN Y EVOLUCIÓN DE LA GESTIÓN EN TRÁMITE INICIAL

| DATOS BÁSICOS DE LA GESTIÓN ESTATAL DE LAS PNCs |                   |           |           |              |                  |           |           |              |             |           |           |              |
|---|-------------------|-----------|-----------|--------------|------------------|-----------|-----------|--------------|-------------|-----------|-----------|--------------|
| Año 2013  | PNC DE JUBILACIÓN |           |           |              | PNC DE INVALIDEZ |           |           |              | TOTAL PNCs  |           |           |              |
|   | Solicitadas       | Resueltas | Aprobadas | Pendte. Real | Solicitadas      | Resueltas | Aprobadas | Pendte. Real | Solicitadas | Resueltas | Aprobadas | Pendte. Real |
| Media 2012                                      | 2.163             | 2.125     | 1.423     | 7.320        | 2.241            | 2.246     | 1.264     | 12.738       | 4.404       | 4.371     | 2.687     | 20.058       |
| Enero   | 2.539             | 1.812     | 1.137     | 8.047        | 2.503            | 1.964     | 1.003     | 13.277       | 5.042       | 3.776     | 2.140     | 21.324       |
| Febrero   | 2.598             | 2.630     | 1.859     | 8.015        | 2.519            | 2.816     | 1.515     | 12.980       | 5.117       | 5.446     | 3.374     | 20.995       |
| Marzo   | 2.327             | 2.519     | 1.832     | 7.823        | 2.478            | 2.754     | 1.504     | 12.704       | 4.805       | 5.273     | 3.336     | 20.527       |
| Abril   | 2.541             | 2.297     | 1.632     | 8.067        | 2.451            | 2.478     | 1.391     | 12.677       | 4.992       | 4.775     | 3.023     | 20.744       |
| Mayo  | 2.668             | 2.331     | 1.637     | 8.404        | 2.547            | 2.441     | 1.434     | 12.783       | 5.215       | 4.772     | 3.071     | 21.187       |
| Junio   | 2.364             | 2.359     | 1.655     | 8.409        | 2.489            | 2.432     | 1.440     | 12.840       | 4.853       | 4.791     | 3.095     | 21.249       |
| Julio   |                   |           |           |              |                  |           |           |              |             |           |           |              |
| Agosto  |                   |           |           |              |                  |           |           |              |             |           |           |              |
| Septiembre                                      |                   |           |           |              |                  |           |           |              |             |           |           |              |
| Octubre   |                   |           |           |              |                  |           |           |              |             |           |           |              |
| Noviembre                                       |                   |           |           |              |                  |           |           |              |             |           |           |              |
| Diciembre                                       |                   |           |           |              |                  |           |           |              |             |           |           |              |
| Total Año                                       | 15.037            | 13.948    | 9.752     | 8.409        | 14.987           | 14.885    | 8.287     | 12.840       | 30.024      | 28.833    | 18.039    | 21.249       |
| Media 2013                                      | 2.506             | 2.325     | 1.625     |              | 2.498            | 2.481     | 1.381     |              | 5.004       | 4.806     | 3.007     |              |

El seguimiento de la gestión de las PNCs contempla aquellos aspectos que se corresponden con la situación en trámite inicial de las solicitudes de pensiones no contributivas de jubilación e invalidez. El análisis parte de los datos básicos facilitados por los distintos órganos gestores correspondientes al mes de junio, relativos a la entrada de solicitudes, resoluciones y reconocimientos del derecho a pensión y número de pendientes, cuyas cifras, a nivel del Estado, se ofrecen en el cuadro anterior. La información que contiene se ha estructurado en secuencia mensual con el fin de poder seguir la evolución de estos trámites de la gestión a lo largo del año 2013, permitiendo así su contraste con las cifras medias anuales de cada uno de los aspectos que se estudian.

Analizando de un modo específico cada uno de los aspectos de la gestión, para el mes de junio, se obtienen los siguientes resultados:

- Se han presentado un total de 4.853 solicitudes, de las que el 51,29% corresponden a PNC de invalidez. El análisis comparativo respecto al número de solicitudes presentadas en el mismo mes del año anterior nos muestra un aumento global del 5,20%, basado fundamentalmente en el incremento experimentado en la pensión de invalidez, del 9,41%. Por el contrario, el número de solicitudes presentadas en este mes es menor (-3,02%) al de la media del año en curso, motivado principalmente por el descenso producido en la pensión de jubilación, del 5,67%.

| SOLICITUDES PRESENTADAS |               |         |              |                 |               |                      |
|-------------------------|---------------|---------|--------------|-----------------|---------------|----------------------|
| TIPO<br>PNC             | JUNIO<br>2013 |         | MENSUAL 2013 |                 | PROMEDIO 2013 |                      |
|                         |               |         | NÚMERO       | JUNIO13/JUNIO12 | NÚMERO        | JUNIO13/MEDIA AÑO 13 |
| JUBILACIÓN              | 2.364         | 48,71%  | 2.338        | 1,11%           | 2.506         | -5,67%               |
| INVALIDEZ               | 2.489         | 51,29%  | 2.275        | 9,41%           | 2.498         | -0,36%               |
| TOTAL                   | 4.853         | 100,00% | 4.613        | 5,20%           | 5.004         | -3,02%               |

- Del total de 4.791 solicitudes resueltas, el 50,76% lo han sido de PNC de invalidez. La comparación con el número de solicitudes resueltas en el mismo mes del año anterior pone de manifiesto un descenso global del 1,76%, con cifras de signo contrario, disminución del 5,38% en jubilación y aumento del 2,01% en invalidez. Si la comparación se realiza con el número de resoluciones emitidas en el año en curso se refleja un descenso global del 0,31%, con cifras de signo contrario nuevamente, descenso del 1,98% en invalidez y aumento del 1,46% en jubilación.

| SOLICITUDES RESUELTAS |               |         |              |                     |               |                         |
|-----------------------|---------------|---------|--------------|---------------------|---------------|-------------------------|
| TIPO<br>PNC           | JUNIO<br>2013 |         | MENSUAL 2013 |                     | PROMEDIO 2013 |                         |
|                       |               |         | NÚMERO       | JUNIO 13 / JUNIO 12 | NÚMERO        | JUNIO 13 / MEDIA AÑO 13 |
| JUBILACIÓN            | 2.359         | 49,24%  | 2.493        | -5,38%              | 2.325         | 1,46%                   |
| INVALIDEZ             | 2.432         | 50,76%  | 2.384        | 2,01%               | 2.481         | -1,98%                  |
| TOTAL                 | 4.791         | 100,00% | 4.877        | -1,76%              | 4.806         | -0,31%                  |

- De las 3.095 solicitudes aprobadas en el mes, el 53,47% ha correspondido a la PNC de jubilación. Si se compara con el número de solicitudes aprobadas en el mismo mes del ejercicio 2012, se constata un descenso del 2,15%, más acusado en jubilación, donde la disminución ha sido del 3,10%. Otros resultados se obtienen si la comparación se efectúa con el promedio de resoluciones aprobatorias emitidas en el año en curso, con un aumento global del 2,96%, y cifras más elevadas en invalidez – subida del 4,27%-, que en jubilación, donde el incremento ha sido del 1,85%.

| SOLICITUDES APROBADAS |               |         |              |                     |               |                         |
|-----------------------|---------------|---------|--------------|---------------------|---------------|-------------------------|
| TIPO<br>PNC           | JUNIO<br>2013 |         | MENSUAL 2013 |                     | PROMEDIO 2013 |                         |
|                       |               |         | NÚMERO       | JUNIO 13 / JUNIO 12 | NÚMERO        | JUNIO 13 / MEDIA AÑO 13 |
| JUBILACIÓN            | 1.655         | 53,47%  | 1.708        | -3,10%              | 1.625         | 1,85%                   |
| INVALIDEZ             | 1.440         | 46,53%  | 1.455        | -1,03%              | 1.381         | 4,27%                   |
| TOTAL                 | 3.095         | 100,00% | 3.163        | -2,15%              | 3.006         | 2,96%                   |

- El número de solicitudes pendientes de resolución, al finalizar el mes de junio, ha experimentado, en su conjunto, un ligero aumento global del 0,29% respecto a los pendientes en gestión del mes anterior, aumento que es más acusado en la PNC de invalidez, donde el incremento ha sido del 0,45%.

| SOLICITUDES PENDIENTES |               |         |              |         |                       |            |
|------------------------|---------------|---------|--------------|---------|-----------------------|------------|
| TIPO<br>PNC            | JUNIO<br>2013 |         | MAYO<br>2013 |         | D I F E R E N C I A S |            |
|                        |               |         |              |         | ABSOLUTA              | PORCENTUAL |
| JUBILACIÓN             | 8.409         | 39,57%  | 8.404        | 39,67%  | 5                     | 0,06%      |
| INVALIDEZ              | 12.840        | 60,43%  | 12.783       | 60,33%  | 57                    | 0,45%      |
| T O T A L              | 21.249        | 100,00% | 21.187       | 100,00% | 62                    | 0,29%      |

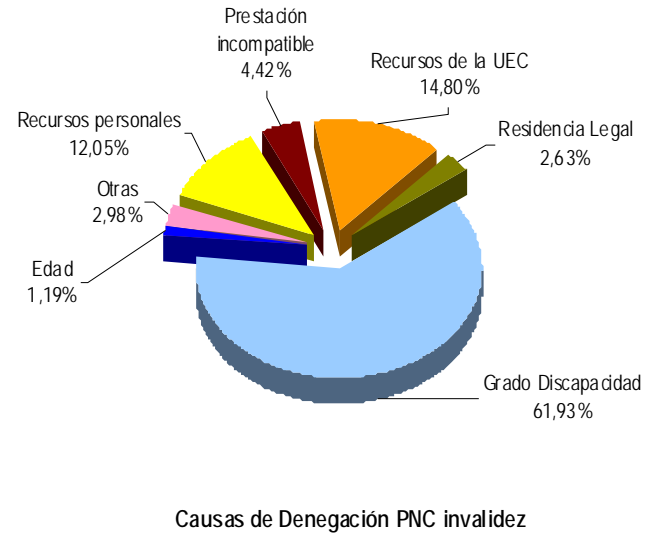
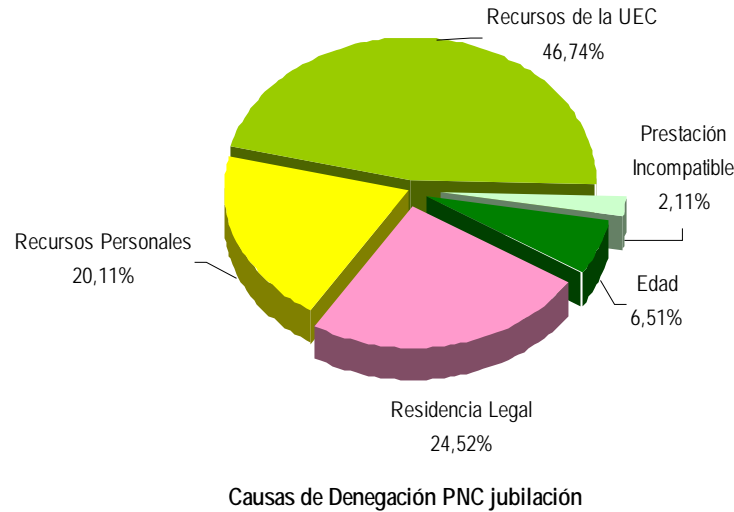
- Los aspectos de la gestión analizados en los puntos anteriores tienen su reflejo en los indicadores de seguimiento incluidos en el siguiente cuadro:

| COEFICIENTES DE COBERTURA, RECONOCIMIENTO Y GESTIÓN |                   |                |                |                  |                |                |
|---|-------------------|----------------|----------------|------------------|----------------|----------------|
| Año 2013  | PNC DE JUBILACIÓN |                |                | PNC DE INVALIDEZ |                |                |
|   | Cobertura         | Reconocimiento | Gestión (días) | Cobertura        | Reconocimiento | Gestión (días) |
| Enero   | 71,37%            | 62,75%         | 95             | 78,47%           | 51,07%         | 159            |
| Febrero   | 101,23%           | 70,68%         | 94             | 111,79%          | 53,80%         | 155            |
| Marzo   | 108,25%           | 72,73%         | 94             | 111,14%          | 54,61%         | 152            |
| Abril   | 90,40%            | 71,05%         | 97             | 101,10%          | 56,13%         | 153            |
| Mayo  | 87,37%            | 70,23%         | 99             | 95,84%           | 58,75%         | 153            |
| Junio   | 99,79%            | 70,16%         | 101            | 97,71%           | 59,21%         | 154            |
| Julio   |                   |                |                |                  |                |                |
| Agosto  |                   |                |                |                  |                |                |
| Septiembre  |                   |                |                |                  |                |                |
| Octubre   |                   |                |                |                  |                |                |
| Noviembre   |                   |                |                |                  |                |                |
| Diciembre   |                   |                |                |                  |                |                |

En esta línea cabe significar que durante el mes de junio las resoluciones efectuadas en PNC de jubilación han cubierto el 99,79% del volumen de entrada de solicitudes del mes, coeficiente que en invalidez ofrece una cifra algo inferior, del 97,71%. Atendiendo al número de solicitudes pendientes de resolución al finalizar el mes de junio, cabe estimar que el tiempo medio de tramitación sería de 101 días en la PNC de jubilación y de 154 días en invalidez, lo que supone, en relación a los tiempos medios de tramitación de una solicitud en el mes anterior, unas cifras superiores, de dos días para la jubilación y de un día para la PNC de invalidez.

Por último, cabe resaltar, como es habitual desde el inicio de la gestión, la mayor proporción de reconocimientos del derecho en la PNC de jubilación frente a la de invalidez, dentro del conjunto de las solicitudes resueltas en cada tipo, y que se traduce en casi once puntos porcentuales. Ello es debido a la mayor selectividad de los requisitos necesarios para el acceso al derecho a la pensión de invalidez.

- **Causas de denegación:** Las causas de denegación mensual en trámite inicial, por tipos de pensión, en su distribución porcentual, han sido las siguientes:



- ✓ En la PNC de jubilación se han denegado 522 solicitudes, de las que 244 lo han sido por superar el límite de recursos económicos establecidos para la UEC.
- ✓ Para la PNC de invalidez, la causa de denegación más frecuente ha sido la de no acreditar un grado de discapacidad o enfermedad crónica suficiente en 519 casos, sobre el total de 838.
- **Reclamaciones:** Con la información facilitada por los distintos órganos gestores, excepto los de la provincia de Guipúzcoa, se han presentado 488 reclamaciones, de las que el 62,70% corresponden a PNC de invalidez. El número de reclamaciones resueltas se ha situado en 507, de las que el 58,38% han sido desestimadas. El número de reclamaciones pendientes, al finalizar el mes de junio, se sitúa en 1.869, un 1,01% menos que las existentes al comienzo del mes.

## 1.5 SEGUIMIENTO Y CONTROL DE PENSIONISTAS: REVISIONES DE OFICIO Y A INSTANCIA DE PARTE

La revisión de oficio se inicia por el órgano gestor cuando, como resultado de las medidas de control disponibles o implantadas, conoce cualquier dato o información que pueda producir o haya producido variación sobrevenida en los requisitos, y ello pueda dar lugar a la modificación de la cuantía, a la suspensión o a la extinción del derecho a la pensión, procediendo, en su caso, el abono de atrasos o la reclamación de las cantidades indebidamente percibidas.

Por otro lado, las revisiones a instancia de parte se inician cuando el interesado, en cumplimiento de sus obligaciones, comunica al órgano gestor cualquier variación sobrevenida en su situación que pudiera tener incidencia en el derecho o en la cuantía reconocida de la pensión, siendo sus efectos resultantes idénticos a los ya mencionados para las revisiones de oficio.

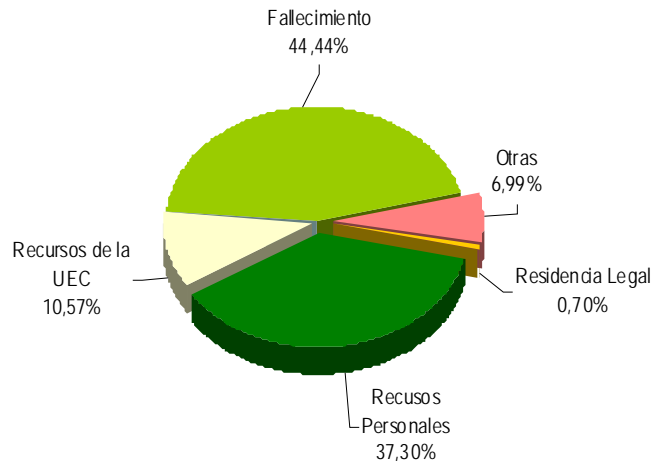
El análisis parte de los datos básicos correspondientes al mes de junio, relativos al volumen global de revisiones a efectuar en el mes, las efectuadas, y el detalle de las situaciones finales derivadas de dicho proceso, cuyas cifras se ofrecen en el cuadro siguiente:

| DATOS DE LA GESTIÓN ESTATAL DE LAS REVISIONES DE OFICIO Y A INSTANCIA DE PARTE PNCs |                   |                       |              |            |              |               |                  |                       |              |              |              |               |               |                       |               |              |               |
|---|-------------------|-----------------------|--------------|------------|--------------|---------------|------------------|-----------------------|--------------|--------------|--------------|---------------|---------------|-----------------------|---------------|--------------|---------------|
| Año 2013  | PNC DE JUBILACIÓN |                       |              |            |              |               | PNC DE INVALIDEZ |                       |              |              |              |               | Total PNCs    |                       |               |              |               |
|   | Entrada           | Revisiones Efectuadas |              |            |              |               | Entrada          | Revisiones Efectuadas |              |              |              |               | Entrada       | Revisiones Efectuadas |               |              |               |
|   |                   | Sin Mod.              | Con Mod.     | Suspensión | Ext. Dho.    | Total         |                  | Sin Mod.              | Con Mod.     | Suspensión   | Ext. Dho.    | Total         |               | Sin Mod.              | Con Mod.      | Suspensión   | Ext. Dho.     |
| Enero   | 2.373             | 339                   | 492          | 79         | 1.319        | 2.229         | 3.340            | 626                   | 987          | 370          | 1.082        | 3.065         | 5.713         | 965                   | 1.479         | 449          | 2.401         |
| Febrero   | 3.107             | 454                   | 789          | 101        | 1.853        | 3.197         | 4.154            | 1.415                 | 1.434        | 325          | 1.420        | 4.594         | 7.261         | 1.869                 | 2.223         | 426          | 3.273         |
| Marzo   | 2.632             | 427                   | 622          | 65         | 1.427        | 2.541         | 3.936            | 780                   | 1.155        | 396          | 1.316        | 3.647         | 6.568         | 1.207                 | 1.777         | 461          | 2.743         |
| Abril   | 2.554             | 473                   | 617          | 63         | 1.450        | 2.603         | 3.790            | 1.139                 | 1.216        | 290          | 1.254        | 3.899         | 6.344         | 1.612                 | 1.833         | 353          | 2.704         |
| Mayo  | 2.669             | 486                   | 593          | 96         | 1.442        | 2.617         | 3.876            | 879                   | 1.236        | 341          | 1.216        | 3.672         | 6.545         | 1.365                 | 1.829         | 437          | 2.658         |
| Junio   | 2.466             | 468                   | 573          | 73         | 1.287        | 2.401         | 3.313            | 879                   | 1.054        | 309          | 1.166        | 3.408         | 5.779         | 1.347                 | 1.627         | 382          | 2.453         |
| Julio   |                   |                       |              |            |              |               |                  |                       |              |              |              |               |               |                       |               |              |               |
| Agosto  |                   |                       |              |            |              |               |                  |                       |              |              |              |               |               |                       |               |              |               |
| Setiembre   |                   |                       |              |            |              |               |                  |                       |              |              |              |               |               |                       |               |              |               |
| Octubre   |                   |                       |              |            |              |               |                  |                       |              |              |              |               |               |                       |               |              |               |
| Noviembre   |                   |                       |              |            |              |               |                  |                       |              |              |              |               |               |                       |               |              |               |
| Diciembre   |                   |                       |              |            |              |               |                  |                       |              |              |              |               |               |                       |               |              |               |
| <b>Total Año</b>  | <b>15.801</b>     | <b>2.647</b>          | <b>3.686</b> | <b>477</b> | <b>8.778</b> | <b>15.588</b> | <b>22.409</b>    | <b>5.718</b>          | <b>7.082</b> | <b>2.031</b> | <b>7.454</b> | <b>22.285</b> | <b>38.210</b> | <b>8.365</b>          | <b>10.768</b> | <b>2.508</b> | <b>16.232</b> |
| <b>Media mensual</b>  | <b>2.634</b>      | <b>441</b>            | <b>614</b>   | <b>80</b>  | <b>1.463</b> | <b>2.598</b>  | <b>3.735</b>     | <b>953</b>            | <b>1.180</b> | <b>339</b>   | <b>1.242</b> | <b>3.714</b>  | <b>6.368</b>  | <b>1.394</b>          | <b>1.795</b>  | <b>418</b>   | <b>2.705</b>  |

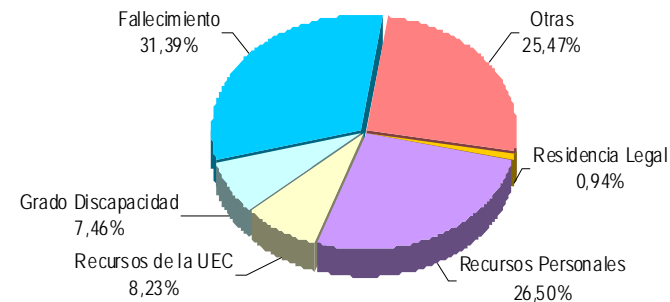
Analizando de un modo específico cada uno de los aspectos señalados, para el mes de junio se obtienen los siguientes resultados:

- ✓ Se han iniciado en el mes 5.779 revisiones, de las que el 57,33% lo son de PNC de invalidez y se ha emitido resolución sobre un total de 5.809 revisiones, de las que el 58,67% corresponden a PNC de invalidez.
- ✓ El 23,19% de las revisiones efectuadas no ha supuesto variación alguna en el derecho y en la cuantía de la pensión no contributiva.
- ✓ En el 28,01% de las revisiones efectuadas se ha modificado la cuantía de la pensión, de las que el 64,78% corresponden a pensionistas de invalidez y en las que se han incluido 89 recuperaciones del derecho por el cese en la actividad laboral, así como 101 declaraciones de compatibilidad en el percibo de la pensión de invalidez con los ingresos derivados de esa actividad, conforme estipula el artículo 147.2 de la Ley General de la Seguridad Social, introducido por la Ley 8/2005.
- ✓ El número total de suspensiones efectuadas se cifra en 382, el 6,58% del total de procedimientos de revisión sobre los que se ha dictado resolución. Del total de suspensiones, 87 vienen motivadas en que el pensionista de invalidez ha iniciado una actividad laboral, sin que proceda declarar la compatibilidad en el percibo de la pensión con los ingresos derivados de dicha actividad.

Causas de Extinción PNC jubilación



Causas de Extinción PNC invalidez



- ✓ Se ha extinguido el derecho a 2.453 pensionistas, de los que el 52,47% disfrutaban de PNC de jubilación. Los gráficos anteriores reflejan los distintos motivos de extinción en ambas prestaciones. Las causas económicas en su conjunto –ingresos personales más los de la U.E.C.- se configuran globalmente como el primer motivo de extinción: en invalidez alcanzan el 34,73%, y en jubilación el 47,87%, posición que se basa fundamentalmente en las extinciones motivadas en que el pensionista dispone de recursos personales suficientes. La segunda causa de extinción del derecho en el total de PNC ha sido la del fallecimiento del pensionista, que en jubilación supone el 44,44% del total de causas de extinción, teniendo el resto de causas de extinción una presencia menor.



ANEXOS PNC

1a NÚMERO DE PENSIONES E IMPORTES DE LAS NÓMINAS

| PENSIONES NO CONTRIBUTIVAS (PNCs)<br>EVOLUCIÓN DE LAS NÓMINAS |                       |                       |                         | TOTAL ESTADO<br>CON NAVARRA Y EL PAÍS VASCO |           |         |
|---|-----------------------|-----------------------|-------------------------|---|-----------|---------|
| AÑO/MENSUALIDAD   | IMPORTES BRUTOS       |                       |                         | NÚMERO DE PENSIONES POR TIPO                |           |         |
|   | JUBILACIÓN            | INVALIDEZ             | TOTAL                   | JUBILACIÓN                                  | INVALIDEZ | TOTAL   |
| AÑO 2006  | 1.082.941.167,54      | 918.806.462,89        | 2.001.747.630,43        | 274.266                                     | 204.373   | 478.639 |
| AÑO 2007  | 1.120.586.681,01      | 956.197.098,26        | 2.076.783.779,27        | 267.702                                     | 201.751   | 469.453 |
| AÑO 2008  | 1.147.960.868,04      | 977.108.236,72        | 2.125.069.104,76        | 262.960                                     | 197.884   | 460.844 |
| AÑO 2009  | 1.154.017.053,22      | 989.070.138,79        | 2.143.087.192,01        | 258.873                                     | 196.782   | 455.655 |
| AÑO 2010  | 1.169.985.060,79      | 1.008.786.982,67      | 2.178.772.043,46        | 254.989                                     | 195.962   | 450.951 |
| AÑO 2011  | 1.198.528.621,70      | 1.032.928.211,15      | 2.231.456.832,85        | 253.259                                     | 194.704   | 447.963 |
| AÑO 2012(1)   | 1.207.781.008,51      | 1.047.995.421,96      | 2.255.776.430,47        | 250.382                                     | 194.896   | 445.278 |
| <b>AÑO 2013</b>   |                       |                       |                         |   |           |         |
| ENERO   | 87.907.775,35         | 77.327.859,92         | 165.235.635,27          | 251.251                                     | 194.274   | 445.525 |
| FEBRERO   | 87.905.574,02         | 76.347.086,63         | 164.252.660,65          | 250.913                                     | 195.041   | 445.954 |
| MARZO   | 88.814.443,05         | 77.524.578,19         | 166.339.021,24          | 251.204                                     | 195.289   | 446.493 |
| ABRIL   | 88.720.333,02         | 77.633.762,50         | 166.354.095,52          | 251.147                                     | 195.290   | 446.437 |
| MAYO  | 88.752.503,54         | 77.287.507,76         | 166.040.011,30          | 251.165                                     | 195.176   | 446.341 |
| JUNIO*  | 173.224.740,79        | 150.659.888,29        | 323.884.629,08          | 250.980                                     | 195.357   | 446.337 |
| JULIO   |                       |                       |                         |   |           |         |
| AGOSTO  |                       |                       |                         |   |           |         |
| SETIEMBRE   |                       |                       |                         |   |           |         |
| OCTUBRE   |                       |                       |                         |   |           |         |
| NOVIEMBRE*  |                       |                       |                         |   |           |         |
| DICIEMBRE   |                       |                       |                         |   |           |         |
| <b>TOTAL AÑO 2013 (2)</b>                                     | <b>617.940.394,77</b> | <b>539.628.808,29</b> | <b>1.157.569.203,06</b> |   |           |         |

\* Junto a la mensualidad se abona una paga extra

(1)En importes se incluye lo abonado por el quinto pago del complemento por alquiler del año 2011 y por el primer y segundo pagos del complemento por alquiler del año 2012.

(2)En importes se incluye lo abonado por el tercer pago del complemento por alquiler del año 2012 y el primer y segundo pago del año 2013.

# PENSIONES NO CONTRIBUTIVAS DE LA SEGURIDAD SOCIAL

PENSIONES E IMPORTE DE LA NÓMINA AÑO 2013

JUNIO

| CC.AA.<br>Y/O<br>PROVINCIAS | PNC DE JUBILACIÓN      |                  |                     | PNC DE INVALIDEZ       |                  |                     | TOTAL JUBILACIÓN E INVALIDEZ |                  |                     |
|-----------------------------|------------------------|------------------|---------------------|------------------------|------------------|---------------------|------------------------------|------------------|---------------------|
|                             | NÚMERO<br>DE PENSIONES | IMPORTE<br>BRUTO | PROMEDIO<br>MENSUAL | NÚMERO<br>DE PENSIONES | IMPORTE<br>BRUTO | PROMEDIO<br>MENSUAL | NÚMERO<br>DE PENSIONES       | IMPORTE<br>BRUTO | PROMEDIO<br>MENSUAL |
| ANDALUCÍA                   | 56.405                 | 38.776.954,36    | 687,47              | 45.286                 | 34.754.846,21    | 767,45              | 101.691                      | 73.531.800,57    | 723,09              |
| ALMERÍA                     | 3.623                  | 2.458.963,35     | 678,71              | 3.045                  | 2.340.555,04     | 768,66              | 6.668                        | 4.799.518,39     | 719,78              |
| CÁDIZ                       | 9.662                  | 6.793.955,75     | 703,16              | 9.185                  | 7.040.661,26     | 766,54              | 18.847                       | 13.834.617,01    | 734,05              |
| CÓRDOBA                     | 5.308                  | 3.623.394,46     | 682,63              | 4.122                  | 3.207.540,35     | 778,15              | 9.430                        | 6.830.934,81     | 724,38              |
| GRANADA                     | 4.408                  | 3.022.732,09     | 685,74              | 4.418                  | 3.490.438,52     | 790,05              | 8.826                        | 6.513.170,61     | 737,95              |
| HUELVA                      | 3.245                  | 2.255.165,90     | 694,97              | 3.430                  | 2.595.294,42     | 756,65              | 6.675                        | 4.850.460,32     | 726,66              |
| JAÉN                        | 3.716                  | 2.577.857,61     | 693,72              | 2.796                  | 2.187.551,50     | 782,39              | 6.512                        | 4.765.409,11     | 731,79              |
| MÁLAGA                      | 13.196                 | 9.060.370,11     | 686,60              | 8.931                  | 6.647.950,09     | 744,37              | 22.127                       | 15.708.320,20    | 709,92              |
| SEVILLA                     | 13.247                 | 8.984.515,09     | 678,23              | 9.359                  | 7.244.855,03     | 774,11              | 22.606                       | 16.229.370,12    | 717,92              |
| ARAGÓN                      | 4.872                  | 3.410.303,54     | 699,98              | 2.796                  | 2.153.007,69     | 770,03              | 7.668                        | 5.563.311,23     | 725,52              |
| HUESCA                      | 1.164                  | 823.804,32       | 707,74              | 612                    | 471.812,52       | 770,94              | 1.776                        | 1.295.616,84     | 729,51              |
| TERUEL                      | 543                    | 386.577,46       | 711,93              | 233                    | 182.847,22       | 784,75              | 776                          | 569.424,68       | 733,79              |
| ZARAGOZA                    | 3.165                  | 2.199.921,76     | 695,08              | 1.951                  | 1.498.347,95     | 767,99              | 5.116                        | 3.698.269,71     | 722,88              |
| ASTURIAS                    | 4.841                  | 3.330.945,54     | 688,07              | 4.663                  | 3.490.863,49     | 748,63              | 9.504                        | 6.821.809,03     | 717,78              |
| ILLES BALEARS               | 4.289                  | 3.024.592,85     | 705,20              | 3.243                  | 2.516.182,08     | 775,88              | 7.532                        | 5.540.774,93     | 735,63              |
| CANARIAS                    | 23.420                 | 16.208.907,82    | 692,10              | 19.311                 | 14.942.568,90    | 773,79              | 42.731                       | 31.151.476,72    | 729,01              |
| LAS PALMAS                  | 9.184                  | 6.441.441,63     | 701,38              | 6.736                  | 5.315.410,03     | 789,10              | 15.920                       | 11.756.851,66    | 738,50              |
| S.C. TENERIFE               | 14.236                 | 9.767.466,19     | 686,11              | 12.575                 | 9.627.158,87     | 765,58              | 26.811                       | 19.394.625,06    | 723,38              |
| CANTABRIA                   | 3.158                  | 2.114.274,47     | 669,50              | 3.241                  | 2.483.331,53     | 766,22              | 6.399                        | 4.597.606,00     | 718,49              |
| CASTILLA Y LEÓN             | 12.612                 | 8.931.875,84     | 708,20              | 9.766                  | 7.579.270,91     | 776,09              | 22.378                       | 16.511.146,75    | 737,83              |
| ÁVILA                       | 1.139                  | 807.864,10       | 709,27              | 818                    | 631.596,35       | 772,12              | 1.957                        | 1.439.460,45     | 735,54              |
| BURGOS                      | 1.257                  | 901.388,35       | 717,09              | 1.261                  | 988.494,57       | 783,90              | 2.518                        | 1.889.882,92     | 750,55              |
| LEÓN                        | 2.300                  | 1.592.365,71     | 692,33              | 2.311                  | 1.785.188,77     | 772,47              | 4.611                        | 3.377.554,48     | 732,50              |
| PALENCIA                    | 958                    | 678.482,97       | 708,23              | 739                    | 563.654,00       | 762,73              | 1.697                        | 1.242.136,97     | 731,96              |
| SALAMANCA                   | 2.567                  | 1.812.470,06     | 706,07              | 1.392                  | 1.091.239,75     | 783,94              | 3.959                        | 2.903.709,81     | 733,45              |
| SEGOVIA                     | 462                    | 329.883,72       | 714,03              | 462                    | 357.818,56       | 774,50              | 924                          | 687.702,28       | 744,27              |
| SORIA                       | 320                    | 228.921,35       | 715,38              | 154                    | 123.575,56       | 802,44              | 474                          | 352.496,91       | 743,66              |
| VALLADOLID                  | 2.352                  | 1.662.169,02     | 706,70              | 1.691                  | 1.301.314,96     | 769,55              | 4.043                        | 2.963.483,98     | 732,99              |
| ZAMORA                      | 1.257                  | 918.330,56       | 730,57              | 938                    | 736.388,39       | 785,06              | 2.195                        | 1.654.718,95     | 753,86              |
| CASTILLA-LA MANCHA          | 10.784                 | 7.486.456,35     | 694,22              | 9.487                  | 7.391.215,57     | 779,09              | 20.271                       | 14.877.671,92    | 733,94              |
| ALBACETE                    | 2.123                  | 1.492.073,65     | 702,81              | 2.215                  | 1.722.660,29     | 777,72              | 4.338                        | 3.214.733,94     | 741,06              |
| CIUDAD REAL                 | 2.926                  | 2.051.965,90     | 701,29              | 2.679                  | 2.098.568,53     | 783,34              | 5.605                        | 4.150.534,43     | 740,51              |
| CUENCA                      | 1.360                  | 947.049,50       | 696,36              | 1.413                  | 1.080.486,74     | 764,68              | 2.773                        | 2.027.536,24     | 731,17              |
| GUADALAJARA                 | 633                    | 453.775,68       | 716,87              | 629                    | 511.614,74       | 813,38              | 1.262                        | 965.390,42       | 764,97              |
| TOLEDO                      | 3.742                  | 2.541.591,62     | 679,21              | 2.551                  | 1.977.885,27     | 775,34              | 6.293                        | 4.519.476,89     | 718,18              |

(Continúa al dorso)

| CC.AA.<br>Y/O<br>PROVINCIA | PNC DE JUBILACIÓN      |                       |                     | PNC DE INVALIDEZ       |                       |                     | TOTAL JUBILACIÓN E INVALIDEZ |                       |                     |
|----------------------------|------------------------|-----------------------|---------------------|------------------------|-----------------------|---------------------|------------------------------|-----------------------|---------------------|
|                            | NÚMERO<br>DE PENSIONES | IMPORTE<br>BRUTO      | PROMEDIO<br>MENSUAL | NÚMERO<br>DE PENSIONES | IMPORTE<br>BRUTO      | PROMEDIO<br>MENSUAL | NÚMERO<br>DE PENSIONES       | IMPORTE<br>BRUTO      | PROMEDIO<br>MENSUAL |
| CATALUNYA                  | 30.766                 | 20.711.248,56         | 673,19              | 24.884                 | 19.313.585,38         | 776,14              | 55.650                       | 40.024.833,94         | 719,22              |
| BARCELONA                  | 22.848                 | 15.386.584,70         | 673,43              | 18.353                 | 14.219.039,56         | 774,75              | 41.201                       | 29.605.624,26         | 718,57              |
| GIRONA                     | 2.354                  | 1.611.281,34          | 684,49              | 1.832                  | 1.432.887,24          | 782,14              | 4.186                        | 3.044.168,58          | 727,23              |
| LLEIDA                     | 2.164                  | 1.438.728,06          | 664,85              | 1.333                  | 1.045.215,60          | 784,11              | 3.497                        | 2.483.943,66          | 710,31              |
| TARRAGONA                  | 3.400                  | 2.274.654,46          | 669,02              | 3.366                  | 2.616.442,98          | 777,32              | 6.766                        | 4.891.097,44          | 722,89              |
| COMUNIDAD VALENCIANA       | 26.928                 | 18.303.133,96         | 679,71              | 19.467                 | 14.846.127,41         | 762,63              | 46.395                       | 33.149.261,37         | 714,50              |
| ALICANTE                   | 9.952                  | 6.779.894,71          | 681,26              | 6.377                  | 4.868.567,32          | 763,46              | 16.329                       | 11.648.462,03         | 713,36              |
| CASTELLÓN                  | 1.578                  | 1.087.281,57          | 689,03              | 2.244                  | 1.723.917,34          | 768,23              | 3.822                        | 2.811.198,91          | 735,53              |
| VALENCIA                   | 15.398                 | 10.435.957,68         | 677,75              | 10.846                 | 8.253.642,75          | 760,98              | 26.244                       | 18.689.600,43         | 712,15              |
| EXTREMADURA                | 8.399                  | 6.033.673,95          | 718,38              | 5.775                  | 4.449.407,30          | 770,46              | 14.174                       | 10.483.081,25         | 739,60              |
| BADAJOS                    | 5.853                  | 4.222.843,91          | 721,48              | 3.914                  | 2.991.240,26          | 764,24              | 9.767                        | 7.214.084,17          | 738,62              |
| CÁCERES                    | 2.546                  | 1.810.830,04          | 711,25              | 1.861                  | 1.458.167,04          | 783,54              | 4.407                        | 3.268.997,08          | 741,77              |
| GALICIA                    | 27.405                 | 19.019.626,71         | 694,02              | 16.522                 | 12.649.560,54         | 765,62              | 43.927                       | 31.669.187,25         | 720,95              |
| A CORUÑA                   | 11.431                 | 7.964.624,59          | 696,76              | 6.235                  | 4.735.401,08          | 759,49              | 17.666                       | 12.700.025,67         | 718,90              |
| LUGO                       | 3.389                  | 2.344.516,66          | 691,80              | 1.782                  | 1.393.845,27          | 782,18              | 5.171                        | 3.738.361,93          | 722,95              |
| OURENSE                    | 3.957                  | 2.723.909,40          | 688,38              | 2.365                  | 1.800.020,41          | 761,11              | 6.322                        | 4.523.929,81          | 715,59              |
| PONTEVEDRA                 | 8.628                  | 5.986.576,06          | 693,85              | 6.140                  | 4.720.293,78          | 768,78              | 14.768                       | 10.706.869,84         | 725,00              |
| MADRID                     | 20.744                 | 14.232.406,36         | 686,10              | 13.929                 | 10.709.274,91         | 768,85              | 34.673                       | 24.941.681,27         | 719,34              |
| MURCIA                     | 6.779                  | 5.048.911,11          | 744,79              | 7.413                  | 6.107.527,99          | 823,89              | 14.192                       | 11.156.439,10         | 786,11              |
| NAVARRA                    | 1.776                  | 1.202.259,72          | 676,95              | 875                    | 685.563,86            | 783,50              | 2.651                        | 1.887.823,58          | 712,12              |
| PAÍS VASCO                 | 4.578                  | 3.111.168,76          | 679,59              | 5.856                  | 4.357.269,12          | 744,07              | 10.434                       | 7.468.437,88          | 715,78              |
| ARABA/ÁLAVA                | 613                    | 419.490,22            | 684,32              | 584                    | 430.787,43            | 737,65              | 1.197                        | 850.277,65            | 710,34              |
| GIPUZKOA                   | 1.363                  | 957.882,53            | 702,78              | 1.568                  | 1.221.676,47          | 779,13              | 2.931                        | 2.179.559,00          | 743,62              |
| BIZKAIA                    | 2.602                  | 1.733.796,01          | 666,33              | 3.704                  | 2.704.805,22          | 730,24              | 6.306                        | 4.438.601,23          | 703,87              |
| LA RIOJA                   | 1.012                  | 702.279,59            | 693,95              | 762                    | 593.087,89            | 778,33              | 1.774                        | 1.295.367,48          | 730,20              |
| CEUTA                      | 900                    | 635.070,43            | 705,63              | 888                    | 686.587,59            | 773,18              | 1.788                        | 1.321.658,02          | 739,18              |
| MELILLA                    | 1.312                  | 940.650,87            | 716,96              | 1.193                  | 950.609,92            | 796,82              | 2.505                        | 1.891.260,79          | 754,99              |
| <b>TOTAL ESTADO</b>        | <b>250.980</b>         | <b>173.224.740,79</b> | <b>690,19</b>       | <b>195.357</b>         | <b>150.659.888,29</b> | <b>771,20</b>       | <b>446.337</b>               | <b>323.884.629,08</b> | <b>725,65</b>       |

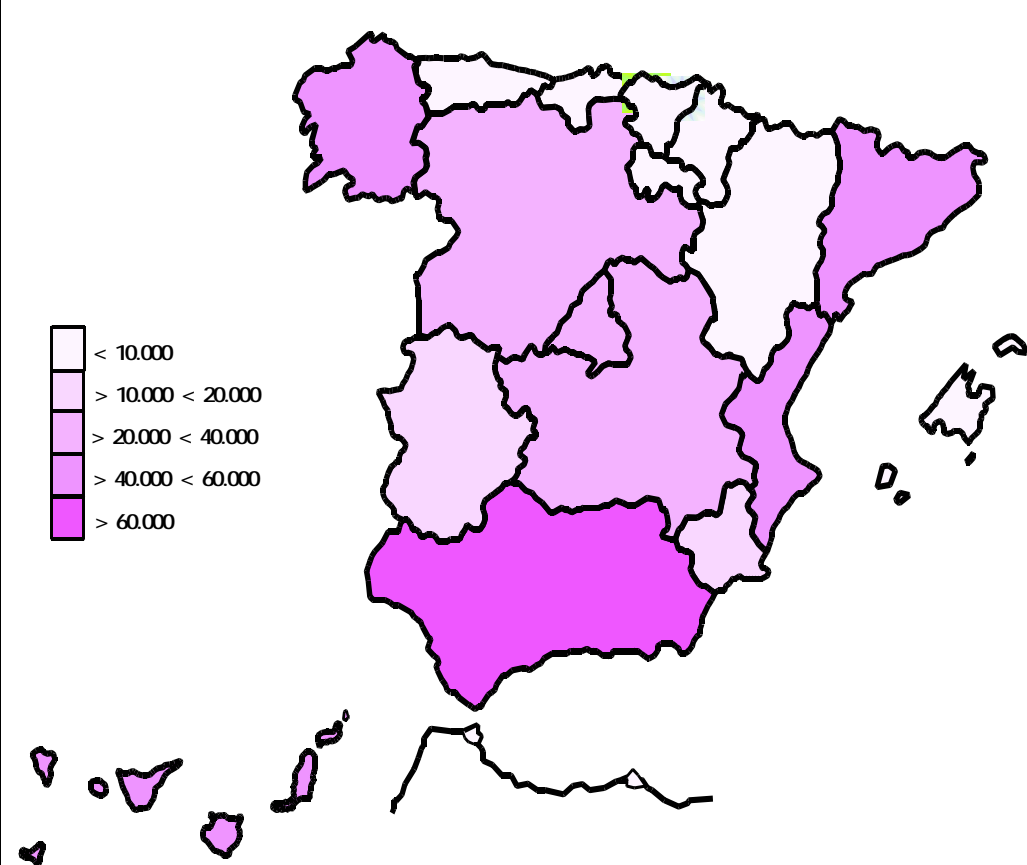
|   |                |
|---|----------------|
| Deducciones en nómina (PAS, LISMI, P.F.H.C. y Pagos Indevidos): | 1.170.788,89   |
| IMPORTE NETO DE LA NÓMINA:                                      | 322.713.840,19 |

## PNCs DE LA SEGURIDAD SOCIAL DE JUBILACIÓN E INVALIDEZ

### DISTRIBUCIÓN TERRITORIAL DEL NÚMERO DE PENSIONES EN LA NÓMINA DE JUNIO DE 2013

| ÁMBITO<br>GEOGRÁFICO | NÚMERO DE PENSIONES POR TIPO |               |                |               |                |               |
|----------------------|------------------------------|---------------|----------------|---------------|----------------|---------------|
|                      | JUBILACIÓN                   | %             | INVALIDEZ      | %             | TOTAL          | %             |
| ANDALUCÍA            | 56.405                       | 22,47         | 45.286         | 23,18         | 101.691        | 22,78         |
| ARAGÓN               | 4.872                        | 1,94          | 2.796          | 1,43          | 7.668          | 1,72          |
| ASTURIAS             | 4.841                        | 1,93          | 4.663          | 2,39          | 9.504          | 2,13          |
| ILLES BALEARS        | 4.289                        | 1,71          | 3.243          | 1,66          | 7.532          | 1,69          |
| CANARIAS             | 23.420                       | 9,33          | 19.311         | 9,88          | 42.731         | 9,57          |
| CANTABRIA            | 3.158                        | 1,26          | 3.241          | 1,66          | 6.399          | 1,43          |
| CASTILLA Y LEÓN      | 12.612                       | 5,03          | 9.766          | 5,00          | 22.378         | 5,01          |
| CASTILLA-LA MANCHA   | 10.784                       | 4,30          | 9.487          | 4,86          | 20.271         | 4,54          |
| CATALUNYA            | 30.766                       | 12,26         | 24.884         | 12,74         | 55.650         | 12,47         |
| C. VALENCIANA        | 26.928                       | 10,73         | 19.467         | 9,96          | 46.395         | 10,39         |
| EXTREMADURA          | 8.399                        | 3,35          | 5.775          | 2,96          | 14.174         | 3,18          |
| GALICIA              | 27.405                       | 10,92         | 16.522         | 8,46          | 43.927         | 9,84          |
| MADRID               | 20.744                       | 8,27          | 13.929         | 7,13          | 34.673         | 7,77          |
| MURCIA               | 6.779                        | 2,70          | 7.413          | 3,79          | 14.192         | 3,18          |
| NAVARRA              | 1.776                        | 0,71          | 875            | 0,45          | 2.651          | 0,59          |
| PAÍS VASCO           | 4.578                        | 1,82          | 5.856          | 3,00          | 10.434         | 2,34          |
| LA RIOJA             | 1.012                        | 0,40          | 762            | 0,39          | 1.774          | 0,40          |
| CEUTA                | 900                          | 0,36          | 888            | 0,45          | 1.788          | 0,40          |
| MELILLA              | 1.312                        | 0,52          | 1.193          | 0,61          | 2.505          | 0,56          |
| <b>TOTAL ESTADO</b>  | <b>250.980</b>               | <b>100,00</b> | <b>195.357</b> | <b>100,00</b> | <b>446.337</b> | <b>100,00</b> |

DISTRIBUCIÓN POR COMUNIDADES AUTÓNOMAS

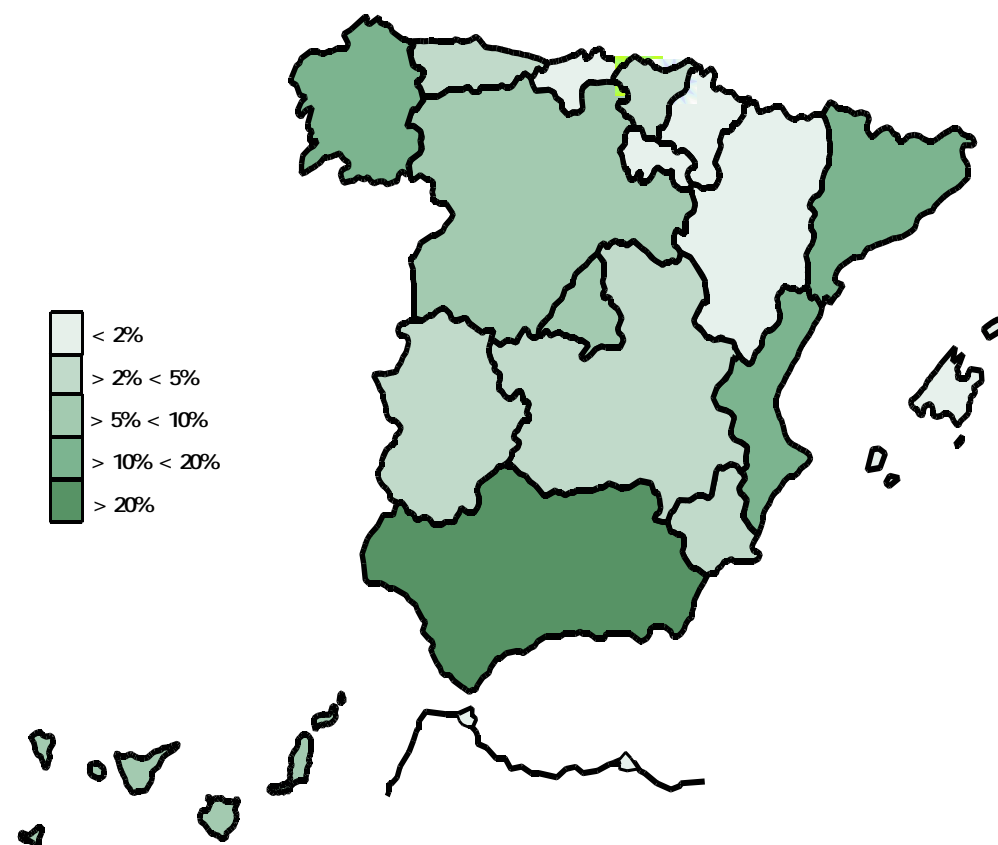


## PNCs DE LA SEGURIDAD SOCIAL DE JUBILACIÓN E INVALIDEZ

### DISTRIBUCIÓN TERRITORIAL DE LOS IMPORTES BRUTOS DE LAS NÓMINAS DEL AÑO 2013 HASTA JUNIO (\*)

| ÁMBITO<br>GEOGRÁFICO | IMPORTES BRUTOS DE LAS NÓMINAS |                       |                         |               |
|----------------------|--------------------------------|-----------------------|-------------------------|---------------|
|                      | JUBILACIÓN                     | INVALIDEZ             | TOTAL                   | %             |
| ANDALUCÍA            | 139.406.010,34                 | 124.962.587,53        | 264.368.597,87          | 22,84         |
| ARAGÓN               | 12.147.245,44                  | 7.741.903,38          | 19.889.148,82           | 1,72          |
| ASTURIAS             | 11.915.171,27                  | 12.649.967,65         | 24.565.138,92           | 2,12          |
| ILLES BALEARS        | 10.722.556,57                  | 9.102.526,74          | 19.825.083,31           | 1,71          |
| CANARIAS             | 57.575.316,42                  | 52.928.841,32         | 110.504.157,74          | 9,55          |
| CANTABRIA            | 7.467.082,40                   | 8.794.355,52          | 16.261.437,92           | 1,40          |
| CASTILLA Y LEÓN      | 31.760.591,90                  | 27.128.579,25         | 58.889.171,15           | 5,09          |
| CASTILLA-LA MANCHA   | 26.851.547,55                  | 26.330.509,40         | 53.182.056,95           | 4,59          |
| CATALUNYA            | 73.834.673,44                  | 69.183.910,63         | 143.018.584,07          | 12,36         |
| C. VALENCIANA        | 64.789.793,87                  | 53.117.535,57         | 117.907.329,44          | 10,19         |
| EXTREMADURA          | 21.454.740,14                  | 16.008.745,73         | 37.463.485,87           | 3,24          |
| GALICIA              | 67.912.723,38                  | 45.286.846,87         | 113.199.570,25          | 9,78          |
| MADRID               | 50.740.282,88                  | 38.260.154,96         | 89.000.437,84           | 7,69          |
| MURCIA               | 17.460.206,83                  | 21.245.500,49         | 38.705.707,32           | 3,34          |
| NAVARRA              | 4.227.997,37                   | 2.408.297,17          | 6.636.294,54            | 0,57          |
| PAÍS VASCO           | 11.577.775,64                  | 16.347.931,62         | 27.925.707,26           | 2,41          |
| LA RIOJA             | 2.484.720,41                   | 2.114.363,97          | 4.599.084,38            | 0,40          |
| CEUTA                | 2.261.405,28                   | 2.462.850,57          | 4.724.255,85            | 0,41          |
| MELILLA              | 3.350.553,64                   | 3.553.399,92          | 6.903.953,56            | 0,60          |
| <b>TOTAL ESTADO</b>  | <b>617.940.394,77</b>          | <b>539.628.808,29</b> | <b>1.157.569.203,06</b> | <b>100,00</b> |

DISTRIBUCIÓN PORCENTUAL POR COMUNIDADES AUTÓNOMAS



\*El pago es efectuado por la Tesorería General de la Seguridad Social, excepto Navarra y el País Vasco cuyas fuentes son el Dpt<sup>o</sup>. de Políticas Sociales y Consumo y el Dpt<sup>o</sup>. de Empleo y Políticas Sociales, respectivamente.

## PNCs DE LA SEGURIDAD SOCIAL: ALTAS, BAJAS Y OSCILACIONES EN NÓMINA DE JUNIO DE 2013

| ÁMBITO<br>GEOGRÁFICO | PNC DE JUBILACIÓN |              |              | PNC DE INVALIDEZ |              |              | TOTAL PNCs   |              |              |
|----------------------|-------------------|--------------|--------------|------------------|--------------|--------------|--------------|--------------|--------------|
|                      | ALTAS             | BAJAS        | OSCILACIONES | ALTAS            | BAJAS        | OSCILACIONES | ALTAS        | BAJAS        | OSCILACIONES |
| ANDALUCÍA            | 414               | 660          | -246         | 348              | 330          | 18           | 762          | 990          | -228         |
| ARAGÓN               | 48                | 79           | -31          | 44               | 45           | -1           | 92           | 124          | -32          |
| ASTURIAS             | 31                | 54           | -23          | 15               | 23           | -8           | 46           | 77           | -31          |
| ILLES BALEARS        | 79                | 80           | -1           | 56               | 54           | 2            | 135          | 134          | 1            |
| CANARIAS             | 172               | 219          | -47          | 174              | 98           | 76           | 346          | 317          | 29           |
| CANTABRIA            | 23                | 26           | -3           | 29               | 9            | 20           | 52           | 35           | 17           |
| CASTILLA Y LEÓN      | 110               | 158          | -48          | 110              | 107          | 3            | 220          | 265          | -45          |
| CASTILLA-LA MANCHA   | 62                | 84           | -22          | 81               | 53           | 28           | 143          | 137          | 6            |
| CATALUNYA            | 199               | 244          | -45          | 255              | 152          | 103          | 454          | 396          | 58           |
| C. VALENCIANA        | 196               | 207          | -11          | 200              | 131          | 69           | 396          | 338          | 58           |
| EXTREMADURA          | 98                | 90           | 8            | 47               | 45           | 2            | 145          | 135          | 10           |
| GALICIA              | 126               | 266          | -140         | 117              | 90           | 27           | 243          | 356          | -113         |
| MADRID               | 159               | 146          | 13           | 210              | 89           | 121          | 369          | 235          | 134          |
| MURCIA               | 68                | 57           | 11           | 77               | 30           | 47           | 145          | 87           | 58           |
| NAVARRA              | -                 | -            | -            | -                | -            | -            | -            | -            | -            |
| PAÍS VASCO           | -                 | -            | -            | -                | -            | -            | -            | -            | -            |
| LA RIOJA             | 9                 | 10           | -1           | 5                | 5            | 0            | 14           | 15           | -1           |
| CEUTA                | 4                 | 8            | -4           | 11               | 4            | 7            | 15           | 12           | 3            |
| MELILLA              | 9                 | 16           | -7           | 23               | 16           | 7            | 32           | 32           | 0            |
| <b>TOTAL ESTADO</b>  | <b>1.807</b>      | <b>2.404</b> | <b>-597</b>  | <b>1.802</b>     | <b>1.281</b> | <b>521</b>   | <b>3.609</b> | <b>3.685</b> | <b>-76</b>   |

1) No se dispone del movimiento de beneficiarios en nómina de las comunidades de Navarra y el País Vasco

## PNCs DE LA SEGURIDAD SOCIAL: ACUMULADO DE ALTAS, BAJAS Y OSCILACIONES EN NÓMINA AÑO 2013 (1)

| ÁMBITO<br>GEOGRÁFICO | PNC DE JUBILACIÓN |               |               | PNC DE INVALIDEZ |              |              | TOTAL PNCs    |               |              |
|----------------------|-------------------|---------------|---------------|------------------|--------------|--------------|---------------|---------------|--------------|
|                      | ALTAS             | BAJAS         | OSCILACIONES  | ALTAS            | BAJAS        | OSCILACIONES | ALTAS         | BAJAS         | OSCILACIONES |
| ANDALUCÍA            | 2.583             | 3.131         | -548          | 2.319            | 1.483        | 836          | 4.902         | 4.614         | 288          |
| ARAGÓN               | 295               | 353           | -58           | 174              | 168          | 6            | 469           | 521           | -52          |
| ASTURIAS             | 209               | 260           | -51           | 234              | 182          | 52           | 443           | 442           | 1            |
| ILLES BALEARS        | 359               | 365           | -6            | 326              | 277          | 49           | 685           | 642           | 43           |
| CANARIAS             | 996               | 1.187         | -191          | 872              | 588          | 284          | 1.868         | 1.775         | 93           |
| CANTABRIA            | 134               | 150           | -16           | 171              | 118          | 53           | 305           | 268           | 37           |
| CASTILLA Y LEÓN      | 613               | 751           | -138          | 571              | 447          | 124          | 1.184         | 1.198         | -14          |
| CASTILLA-LA MANCHA   | 513               | 595           | -82           | 597              | 377          | 220          | 1.110         | 972           | 138          |
| CATALUNYA            | 957               | 1.496         | -539          | 1.287            | 807          | 480          | 2.244         | 2.303         | -59          |
| C. VALENCIANA        | 1.181             | 1.082         | 99            | 996              | 801          | 195          | 2.177         | 1.883         | 294          |
| EXTREMADURA          | 437               | 634           | -197          | 293              | 282          | 11           | 730           | 916           | -186         |
| GALICIA              | 872               | 1.479         | -607          | 727              | 572          | 155          | 1.599         | 2.051         | -452         |
| MADRID               | 1.057             | 930           | 127           | 959              | 555          | 404          | 2.016         | 1.485         | 531          |
| MURCIA               | 342               | 308           | 34            | 436              | 246          | 190          | 778           | 554           | 224          |
| NAVARRA              | -                 | -             | -             | -                | -            | -            | -             | -             | -            |
| PAÍS VASCO           | -                 | -             | -             | -                | -            | -            | -             | -             | -            |
| LA RIOJA             | 68                | 51            | 17            | 57               | 37           | 20           | 125           | 88            | 37           |
| CEUTA                | 37                | 46            | -9            | 99               | 48           | 51           | 136           | 94            | 42           |
| MELILLA              | 48                | 68            | -20           | 127              | 147          | -20          | 175           | 215           | -40          |
| <b>TOTAL ESTADO</b>  | <b>10.701</b>     | <b>12.886</b> | <b>-2.185</b> | <b>10.245</b>    | <b>7.135</b> | <b>3.110</b> | <b>20.946</b> | <b>20.021</b> | <b>925</b>   |

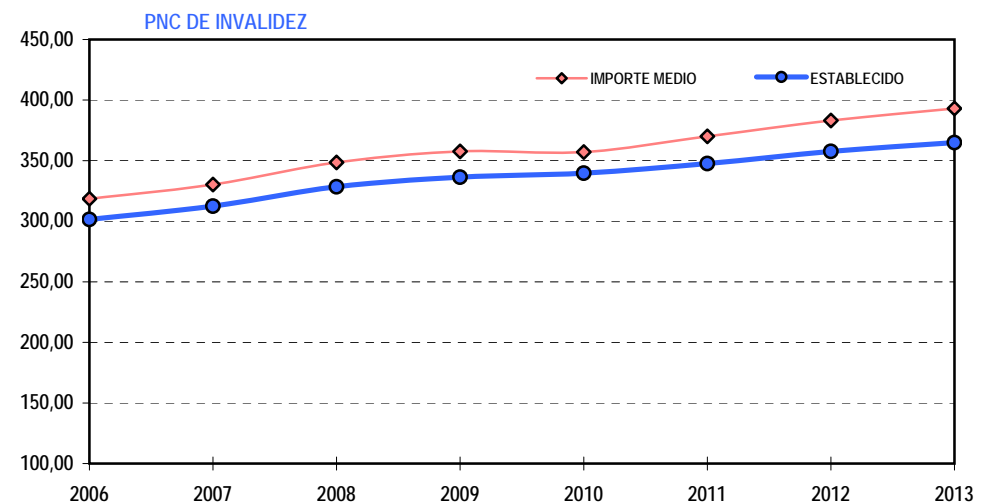
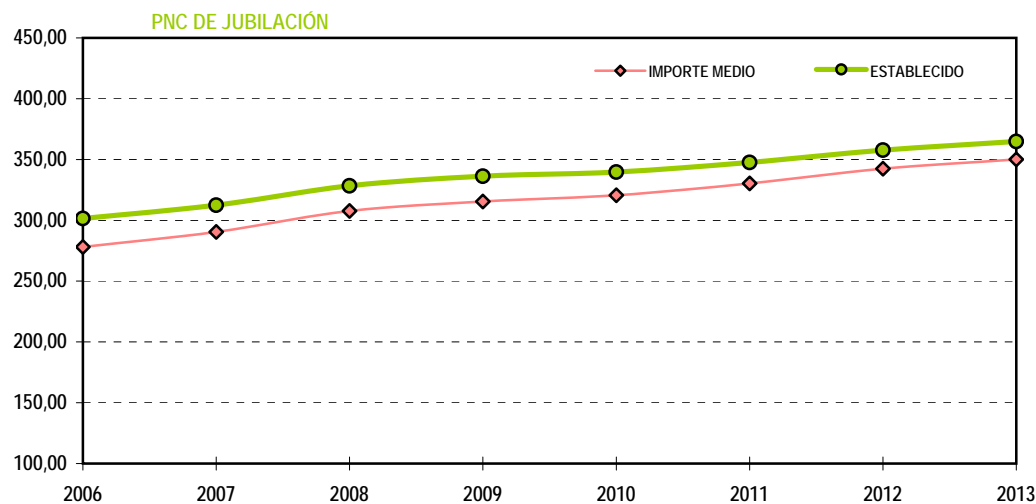
1) No se dispone del movimiento de beneficiarios en nómina de las comunidades de Navarra y el País Vasco

## EVOLUCIÓN IMPORTES MEDIOS PENSIONES NO CONTRIBUTIVAS

|                         | PNC DE JUBILACIÓN |               |               |               |               |               |               |               | PNC DE INVALIDEZ |               |               |               |               |               |               |               |
|-------------------------|-------------------|---------------|---------------|---------------|---------------|---------------|---------------|---------------|------------------|---------------|---------------|---------------|---------------|---------------|---------------|---------------|
|                         | 2006              | 2007          | 2008          | 2009          | 2010          | 2011          | 2012          | 2013          | 2006             | 2007          | 2008          | 2009          | 2010          | 2011          | 2012          | 2013          |
| ENERO                   | 283,55            | 289,48        | 316,06        | 315,68        | 319,21        | 334,45        | 350,01        | 349,88        | 326,58           | 330,27        | 357,42        | 356,26        | 358,94        | 376,34        | 394,88        | 398,04        |
| FEBRERO                 | 276,67            | 287,68        | 306,99        | 314,80        | 319,85        | 329,22        | 338,85        | 350,34        | 317,92           | 330,18        | 346,63        | 356,11        | 362,33        | 348,08        | 381,74        | 391,44        |
| MARZO                   | 281,50            | 292,29        | 308,60        | 316,40        | 321,93        | 331,20        | 342,74        | 353,56        | 325,32           | 333,75        | 350,57        | 359,76        | 367,34        | 375,52        | 385,50        | 396,97        |
| ABRIL                   | 279,64            | 291,04        | 307,89        | 316,18        | 322,42        | 331,82        | 343,49        | 353,26        | 319,43           | 333,82        | 349,65        | 360,88        | 366,96        | 375,89        | 387,02        | 397,53        |
| MAYO                    | 278,58            | 290,65        | 308,81        | 316,90        | 321,34        | 330,75        | 341,05        | 353,36        | 318,53           | 330,07        | 350,72        | 360,91        | 365,57        | 373,05        | 383,65        | 395,99        |
| JUNIO*                  | 547,74            | 573,54        | 606,10        | 622,25        | 631,82        | 648,46        | 671,49        | 690,19        | 623,93           | 649,27        | 682,74        | 700,98        | 708,92        | 725,87        | 751,77        | 771,20        |
| JULIO                   | 280,44            | 293,68        | 309,63        | 318,42        | 323,56        | 334,13        | 346,58        |               | 325,10           | 335,30        | 352,90        | 362,57        | 342,22        | 376,05        | 388,40        |               |
| AGOSTO                  | 278,39            | 292,39        | 308,47        | 317,63        | 322,35        | 331,09        | 343,99        |               | 318,56           | 334,34        | 349,40        | 362,41        | 364,72        | 372,59        | 383,67        |               |
| SEPTIEMBRE              | 276,56            | 290,13        | 306,73        | 315,78        | 320,22        | 329,58        | 340,69        |               | 316,98           | 326,75        | 346,52        | 356,45        | 361,22        | 369,25        | 379,37        |               |
| OCTUBRE                 | 278,59            | 292,54        | 307,90        | 316,66        | 322,13        | 334,63        | 348,10        |               | 320,11           | 332,91        | 351,26        | 360,72        | 363,26        | 375,30        | 386,74        |               |
| NOVIEMBRE*              | 549,80            | 577,12        | 609,10        | 625,29        | 635,57        | 654,13        | 678,81        |               | 624,16           | 650,38        | 685,55        | 704,05        | 669,36        | 733,14        | 750,59        |               |
| DICIEMBRE               | 281,19            | 295,54        | 311,70        | 320,33        | 327,85        | 335,44        | 349,13        |               | 323,01           | 336,53        | 355,65        | 366,72        | 369,24        | 379,51        | 390,41        |               |
| <b>IMPORTE MEDIO</b>    | <b>278,05</b>     | <b>290,43</b> | <b>307,71</b> | <b>315,45</b> | <b>320,59</b> | <b>330,35</b> | <b>342,50</b> | <b>350,08</b> | <b>318,55</b>    | <b>330,26</b> | <b>348,50</b> | <b>357,70</b> | <b>357,15</b> | <b>370,04</b> | <b>383,12</b> | <b>393,02</b> |
| <b>IMP. MENSUAL</b>     |                   |               |               |               |               |               |               |               |                  |               |               |               |               |               |               |               |
| ESTABLECIDO             | 301,55            | 312,43        | 328,44        | 336,33        | 339,70        | 347,60        | 357,70        | 364,90        | 301,55           | 312,43        | 328,44        | 336,33        | 339,70        | 347,60        | 357,70        | 364,90        |
| Con comp. 50% T. P. (1) | -                 | -             | -             | -             | -             | -             | -             | -             | 452,33           | 468,65        | 492,66        | 504,50        | 509,55        | 521,40        | 536,55        | 547,35        |
| MÍNIMO 25%              | 75,39             | 78,11         | 82,11         | 84,08         | 84,93         | 86,90         | 89,43         | 91,23         | 75,39            | 78,11         | 82,11         | 84,08         | 84,93         | 86,90         | 89,43         | 91,23         |
| Δ INTERANUAL            | 4,40%             | 3,60%         | 5,10%         | 2,40%         | 1,00%         | 2,30%         | 2,90%         | 2,00%         | 4,40%            | 3,60%         | 5,10%         | 2,40%         | 1,00%         | 2,30%         | 2,90%         | 2,00%         |

(\*) Junto a la mensualidad se abona una paga extra, por lo que la media se calcula sobre 14 pagas.

(1) En la PNC de Invalidez, la cuantía se incrementa en un 50% en los casos en que el beneficiario necesite el concurso de una tercera persona.



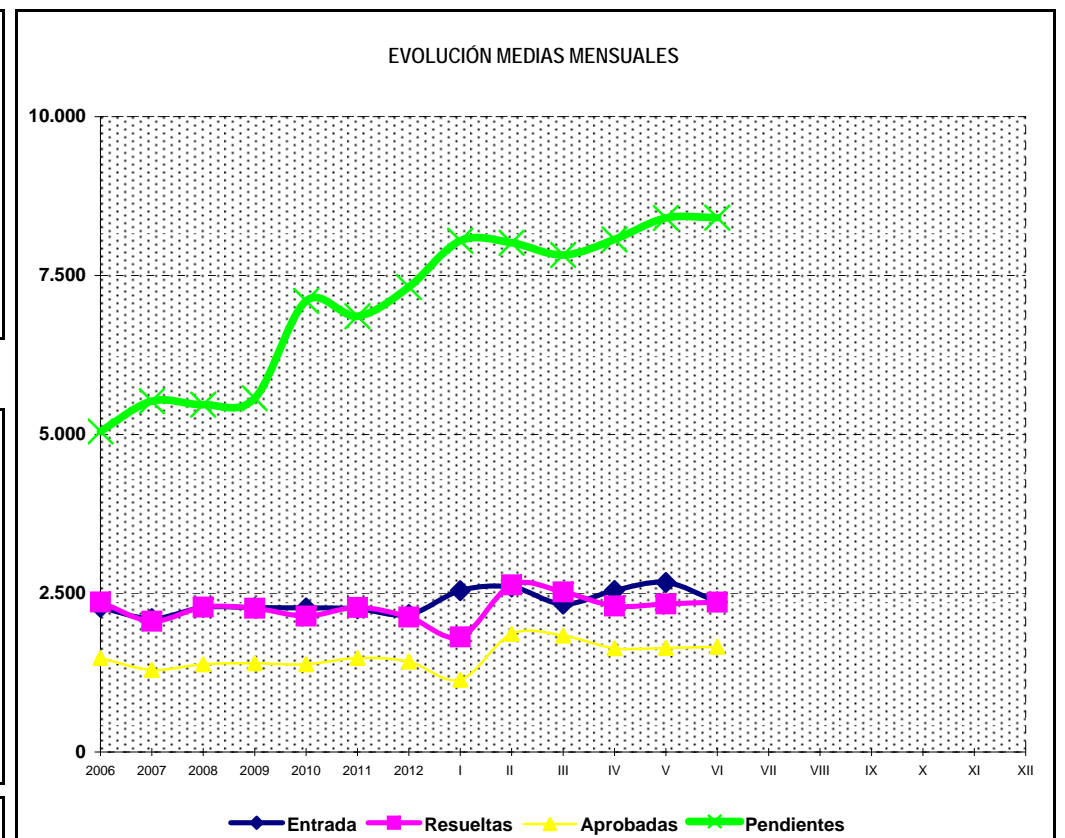
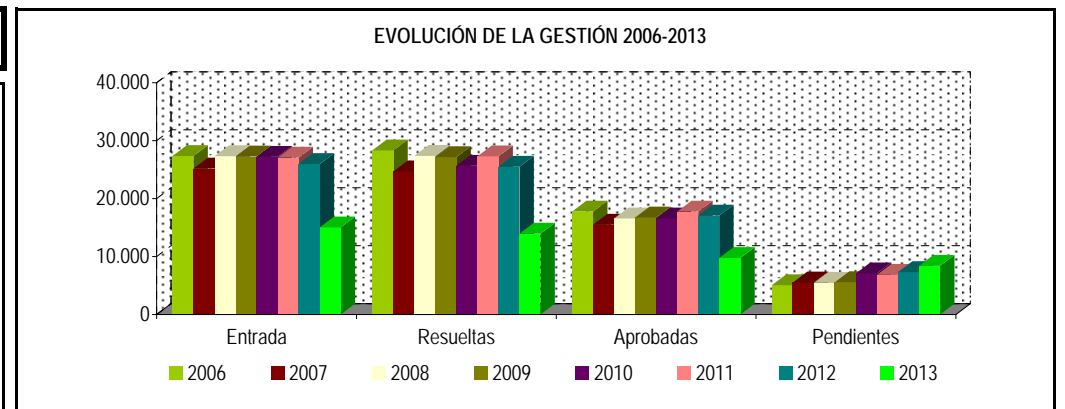
**1b PNC DE JUBILACIÓN: DATOS DE LA GESTIÓN MENSUAL Y ANUAL**

## R.D.L. 1/1994, DE 20 DE JUNIO; T. REF. LGSS PNCs DE LA SEGURIDAD SOCIAL

## JUBILACIÓN

|  |      | Entrada | Resueltas | % R./E. | Aprobadas | % A./R. | No Aprob. | Pendientes |
|--|------|---------|-----------|---------|-----------|---------|-----------|------------|
| G<br>E<br>S<br>T<br>I<br>O<br>N  | 2006 | 27.343  | 28.315    | 103,55% | 17.751    | 62,69%  | 10.564    | 5.047      |
|  | 2007 | 25.186  | 24.709    | 98,11%  | 15.505    | 62,75%  | 9.204     | 5.524      |
|  | 2008 | 27.308  | 27.364    | 100,21% | 16.564    | 60,53%  | 10.800    | 5.468      |
|  | 2009 | 27.264  | 27.164    | 99,63%  | 16.742    | 60,98%  | 10.422    | 5.568      |
|  | 2010 | 27.201  | 25.670    | 94,37%  | 16.574    | 64,57%  | 9.096     | 7.099      |
|  | 2011 | 27.062  | 27.302    | 100,89% | 17.751    | 65,02%  | 9.551     | 6.859      |
|  | 2012 | 25.959  | 25.498    | 98,22%  | 17.078    | 66,98%  | 8.420     | 7.320      |
| M<br>E<br>N<br>S<br>U<br>A<br>L<br>E<br>S<br>*                         | 2006 | 2.279   | 2.360     |         | 1.479     |         | 880       | 5.047      |
|  | 2007 | 2.099   | 2.059     |         | 1.292     |         | 767       | 5.524      |
|  | 2008 | 2.276   | 2.280     |         | 1.380     |         | 900       | 5.468      |
|  | 2009 | 2.272   | 2.264     |         | 1.395     |         | 869       | 5.568      |
|  | 2010 | 2.267   | 2.139     |         | 1.381     |         | 758       | 7.099      |
|  | 2011 | 2.255   | 2.275     |         | 1.479     |         | 796       | 6.859      |
|  | 2012 | 2.163   | 2.125     |         | 1.423     |         | 702       | 7.320      |
| 2013   |      |         |           |         |           |         |           |            |
| I<br>II<br>III<br>IV<br>V<br>VI<br>VII<br>VIII<br>IX<br>X<br>XI<br>XII | I    | 2.539   | 1.812     | 71,37%  | 1.137     | 62,75%  | 675       | 8.047      |
|  | II   | 2.598   | 2.630     | 101,23% | 1.859     | 70,68%  | 771       | 8.015      |
|  | III  | 2.327   | 2.519     | 108,25% | 1.832     | 72,73%  | 687       | 7.823      |
|  | IV   | 2.541   | 2.297     | 90,40%  | 1.632     | 71,05%  | 665       | 8.067      |
|  | V    | 2.668   | 2.331     | 87,37%  | 1.637     | 70,23%  | 694       | 8.404      |
|  | VI   | 2.364   | 2.359     | 99,79%  | 1.655     | 70,16%  | 704       | 8.409      |
|  | VII  |         |           |         |           |         |           |            |
|  | VIII |         |           |         |           |         |           |            |
|  | IX   |         |           |         |           |         |           |            |
|  | X    |         |           |         |           |         |           |            |
|  | XI   |         |           |         |           |         |           |            |
|  | XII  |         |           |         |           |         |           |            |
|  |      | 15.037  | 13.948    | 92,76%  | 9.752     | 69,92%  | 4.196     | 8.409      |

\* Pendientes reales



## PENSIÓN NO CONTRIBUTIVA DE JUBILACIÓN

### DATOS DE GESTIÓN CORRESPONDIENTES AL MES DE JUNIO DE 2013

| CC.AA.<br>Y/O<br>PROVINCIAS | PTES.<br>MES<br>ANTERIOR | SOLICITUDES<br>PRESENTADAS |       |     |      |       | A<br>RESOLV.<br>MES | SOLICITUDES RESUELTAS |       |     |      |       |              |         |       |       | PTES.<br>FIN<br>MES |
|-----------------------------|--------------------------|----------------------------|-------|-----|------|-------|---------------------|-----------------------|-------|-----|------|-------|--------------|---------|-------|-------|---------------------|
|                             |                          |                            |       |     |      |       |                     | APROBADAS             |       |     |      |       | NO APROBADAS |         | TOTAL |       |                     |
|                             |                          | NUEVAS                     | LISMI | PAS | INSS | TOTAL |                     | NUEVAS                | LISMI | PAS | INSS | TOTAL | DNG          | CAD-DES |       |       |                     |
| <b>ANDALUCÍA</b>            | 1.347                    | 470                        | 0     | 1   | 0    | 471   | 1.818               | 401                   | 0     | 8   | 0    | 409   | 89           | 40      | 538   | 1.280 |                     |
| ALMERÍA                     | 33                       | 29                         | 0     | 0   | 0    | 29    | 62                  | 24                    | 0     | 0   | 0    | 24    | 3            | 6       | 33    | 29    |                     |
| CÁDIZ                       | 184                      | 46                         | 0     | 0   | 0    | 46    | 230                 | 54                    | 0     | 4   | 0    | 58    | 6            | 1       | 65    | 165   |                     |
| CÓRDOBA                     | 52                       | 38                         | 0     | 0   | 0    | 38    | 90                  | 39                    | 0     | 1   | 0    | 40    | 3            | 0       | 43    | 47    |                     |
| GRANADA                     | 69                       | 37                         | 0     | 0   | 0    | 37    | 106                 | 22                    | 0     | 1   | 0    | 23    | 9            | 3       | 35    | 71    |                     |
| HUELVA                      | 39                       | 32                         | 0     | 1   | 0    | 33    | 72                  | 21                    | 0     | 1   | 0    | 22    | 10           | 3       | 35    | 37    |                     |
| JAÉN                        | 49                       | 26                         | 0     | 0   | 0    | 26    | 75                  | 34                    | 0     | 0   | 0    | 34    | 2            | 1       | 37    | 38    |                     |
| MÁLAGA                      | 215                      | 117                        | 0     | 0   | 0    | 117   | 332                 | 106                   | 0     | 0   | 0    | 106   | 26           | 21      | 153   | 179   |                     |
| SEVILLA                     | 706                      | 145                        | 0     | 0   | 0    | 145   | 851                 | 101                   | 0     | 1   | 0    | 102   | 30           | 5       | 137   | 714   |                     |
| <b>ARAGÓN</b>               | 57                       | 55                         | 0     | 0   | 0    | 55    | 112                 | 49                    | 0     | 0   | 0    | 49    | 8            | 2       | 59    | 53    |                     |
| HUESCA                      | 10                       | 10                         | 0     | 0   | 0    | 10    | 20                  | 10                    | 0     | 0   | 0    | 10    | 0            | 0       | 10    | 10    |                     |
| TERUEL                      | 10                       | 6                          | 0     | 0   | 0    | 6     | 16                  | 5                     | 0     | 0   | 0    | 5     | 0            | 0       | 5     | 11    |                     |
| ZARAGOZA                    | 37                       | 39                         | 0     | 0   | 0    | 39    | 76                  | 34                    | 0     | 0   | 0    | 34    | 8            | 2       | 44    | 32    |                     |
| <b>ASTURIAS</b>             | 132                      | 58                         | 0     | 0   | 1    | 59    | 191                 | 11                    | 0     | 0   | 0    | 11    | 10           | 0       | 21    | 170   |                     |
| <b>ILLES BALEARS</b>        | 104                      | 27                         | 0     | 0   | 0    | 27    | 131                 | 36                    | 0     | 0   | 0    | 36    | 11           | 0       | 47    | 84    |                     |
| <b>CANARIAS</b>             | 1.328                    | 106                        | 1     | 3   | 0    | 110   | 1.438               | 103                   | 0     | 5   | 0    | 108   | 36           | 33      | 177   | 1.261 |                     |
| LAS PALMAS                  | 678                      | 24                         | 0     | 3   | 0    | 27    | 705                 | 56                    | 0     | 2   | 0    | 58    | 16           | 15      | 89    | 616   |                     |
| S.C. TENERIFE               | 650                      | 82                         | 1     | 0   | 0    | 83    | 733                 | 47                    | 0     | 3   | 0    | 50    | 20           | 18      | 88    | 645   |                     |
| <b>CANTABRIA</b>            | 68                       | 10                         | 0     | 0   | 0    | 10    | 78                  | 28                    | 0     | 0   | 0    | 28    | 4            | 0       | 32    | 46    |                     |
| <b>CASTILLA Y LEÓN</b>      | 265                      | 89                         | 1     | 0   | 0    | 90    | 355                 | 93                    | 1     | 0   | 0    | 94    | 27           | 10      | 131   | 224   |                     |
| ÁVILA                       | 3                        | 13                         | 0     | 0   | 0    | 13    | 16                  | 10                    | 0     | 0   | 0    | 10    | 6            | 0       | 16    | 0     |                     |
| BURGOS                      | 77                       | 8                          | 0     | 0   | 0    | 8     | 85                  | 7                     | 0     | 0   | 0    | 7     | 3            | 2       | 12    | 73    |                     |
| LEÓN                        | 37                       | 19                         | 0     | 0   | 0    | 19    | 56                  | 9                     | 1     | 0   | 0    | 10    | 6            | 2       | 18    | 38    |                     |
| PALENCIA                    | 17                       | 5                          | 0     | 0   | 0    | 5     | 22                  | 10                    | 0     | 0   | 0    | 10    | 3            | 2       | 15    | 7     |                     |
| SALAMANCA                   | 43                       | 17                         | 0     | 0   | 0    | 17    | 60                  | 20                    | 0     | 0   | 0    | 20    | 2            | 0       | 22    | 38    |                     |
| SEGOVIA                     | 9                        | 2                          | 0     | 0   | 0    | 2     | 11                  | 1                     | 0     | 0   | 0    | 1     | 1            | 0       | 2     | 9     |                     |
| SORIA                       | 2                        | 2                          | 1     | 0   | 0    | 3     | 5                   | 3                     | 0     | 0   | 0    | 3     | 0            | 0       | 3     | 2     |                     |
| VALLADOLID                  | 45                       | 13                         | 0     | 0   | 0    | 13    | 58                  | 22                    | 0     | 0   | 0    | 22    | 4            | 3       | 29    | 29    |                     |
| ZAMORA                      | 32                       | 10                         | 0     | 0   | 0    | 10    | 42                  | 11                    | 0     | 0   | 0    | 11    | 2            | 1       | 14    | 28    |                     |
| <b>CASTILLA-LA MANCHA</b>   | 382                      | 122                        | 0     | 1   | 0    | 123   | 505                 | 36                    | 0     | 0   | 0    | 36    | 26           | 2       | 64    | 441   |                     |
| ALBACETE                    | 37                       | 9                          | 0     | 0   | 0    | 9     | 46                  | 6                     | 0     | 0   | 0    | 6     | 9            | 0       | 15    | 31    |                     |
| CIUDAD REAL                 | 0                        | 27                         | 0     | 0   | 0    | 27    | 27                  | 10                    | 0     | 0   | 0    | 10    | 5            | 2       | 17    | 10    |                     |
| CUENCA                      | 9                        | 10                         | 0     | 0   | 0    | 10    | 19                  | 6                     | 0     | 0   | 0    | 6     | 5            | 0       | 11    | 8     |                     |
| GUADALAJARA                 | 10                       | 10                         | 0     | 1   | 0    | 11    | 21                  | 10                    | 0     | 0   | 0    | 10    | 2            | 0       | 12    | 9     |                     |
| TOLEDO                      | 326                      | 66                         | 0     | 0   | 0    | 66    | 392                 | 4                     | 0     | 0   | 0    | 4     | 5            | 0       | 9     | 383   |                     |

(Continúa al dorso)

| CC.AA.<br>Y/O<br>PROVINCIAS | PTES.<br>MES<br>ANTERIOR | SOLICITUDES<br>PRESENTADAS |       |     |      |       | A<br>RESOLV.<br>MES | SOLICITUDES RESUELTAS |       |     |      |       |              |         |       |       | PTES.<br>FIN<br>MES |
|-----------------------------|--------------------------|----------------------------|-------|-----|------|-------|---------------------|-----------------------|-------|-----|------|-------|--------------|---------|-------|-------|---------------------|
|                             |                          | NUEVAS                     | LISMI | PAS | INSS | TOTAL |                     | APROBADAS             |       |     |      |       | NO APROBADAS |         | TOTAL |       |                     |
|                             |                          |                            |       |     |      |       |                     | NUEVAS                | LISMI | PAS | INSS | TOTAL | DNG          | CAD-DES |       |       |                     |
| <b>CATALUNYA</b>            | 2.492                    | 400                        | 1     | 0   | 0    | 401   | 2.893               | 144                   | 0     | 0   | 0    | 144   | 59           | 21      | 224   | 2.669 |                     |
| BARCELONA                   | 1.848                    | 296                        | 0     | 0   | 0    | 296   | 2.144               | 103                   | 0     | 0   | 0    | 103   | 43           | 11      | 157   | 1.987 |                     |
| GIRONA                      | 207                      | 40                         | 1     | 0   | 0    | 41    | 248                 | 16                    | 0     | 0   | 0    | 16    | 4            | 3       | 23    | 225   |                     |
| LLEIDA                      | 140                      | 17                         | 0     | 0   | 0    | 17    | 157                 | 5                     | 0     | 0   | 0    | 5     | 7            | 2       | 14    | 143   |                     |
| TARRAGONA                   | 297                      | 47                         | 0     | 0   | 0    | 47    | 344                 | 20                    | 0     | 0   | 0    | 20    | 5            | 5       | 30    | 314   |                     |
| <b>COMUNIDAD VALENCIANA</b> | 637                      | 273                        | 0     | 1   | 0    | 274   | 911                 | 172                   | 0     | 1   | 1    | 174   | 55           | 8       | 237   | 674   |                     |
| ALICANTE                    | 223                      | 116                        | 0     | 1   | 0    | 117   | 340                 | 55                    | 0     | 0   | 1    | 56    | 16           | 0       | 72    | 268   |                     |
| CASTELLÓN                   | 40                       | 17                         | 0     | 0   | 0    | 17    | 57                  | 21                    | 0     | 0   | 0    | 21    | 4            | 2       | 27    | 30    |                     |
| VALENCIA                    | 374                      | 140                        | 0     | 0   | 0    | 140   | 514                 | 96                    | 0     | 1   | 0    | 97    | 35           | 6       | 138   | 376   |                     |
| <b>EXTREMADURA</b>          | 15                       | 81                         | 1     | 0   | 0    | 82    | 97                  | 77                    | 0     | 0   | 0    | 77    | 4            | 9       | 90    | 7     |                     |
| BADAJOS                     | 8                        | 63                         | 0     | 0   | 0    | 63    | 71                  | 55                    | 0     | 0   | 0    | 55    | 2            | 8       | 65    | 6     |                     |
| CÁCERES                     | 7                        | 18                         | 1     | 0   | 0    | 19    | 26                  | 22                    | 0     | 0   | 0    | 22    | 2            | 1       | 25    | 1     |                     |
| <b>GALICIA</b>              | 648                      | 216                        | 0     | 0   | 0    | 216   | 864                 | 148                   | 2     | 0   | 0    | 150   | 70           | 8       | 228   | 636   |                     |
| A CORUÑA                    | 371                      | 93                         | 0     | 0   | 0    | 93    | 464                 | 90                    | 1     | 0   | 0    | 91    | 29           | 1       | 121   | 343   |                     |
| LUGO                        | 18                       | 23                         | 0     | 0   | 0    | 23    | 41                  | 7                     | 1     | 0   | 0    | 8     | 3            | 1       | 12    | 29    |                     |
| OURENSE                     | 54                       | 26                         | 0     | 0   | 0    | 26    | 80                  | 12                    | 0     | 0   | 0    | 12    | 4            | 0       | 16    | 64    |                     |
| PONTEVEDRA                  | 205                      | 74                         | 0     | 0   | 0    | 74    | 279                 | 39                    | 0     | 0   | 0    | 39    | 34           | 6       | 79    | 200   |                     |
| <b>MADRID</b>               | 574                      | 264                        | 1     | 6   | 0    | 271   | 845                 | 173                   | 1     | 6   | 0    | 180   | 81           | 31      | 292   | 553   |                     |
| MURCIA                      | 176                      | 84                         | 1     | 0   | 0    | 85    | 261                 | 63                    | 0     | 0   | 0    | 63    | 19           | 9       | 91    | 170   |                     |
| NAVARRA                     | 17                       | 19                         | 0     | 0   | 1    | 20    | 37                  | 16                    | 0     | 0   | 0    | 16    | 3            | 0       | 19    | 18    |                     |
| <b>PAÍS VASCO</b>           | 91                       | 51                         | 0     | 0   | 0    | 51    | 142                 | 50                    | 0     | 0   | 0    | 50    | 13           | 5       | 68    | 74    |                     |
| ARABA/ÁLAVA                 | 1                        | 8                          | 0     | 0   | 0    | 8     | 9                   | 8                     | 0     | 0   | 0    | 8     | 0            | 0       | 8     | 1     |                     |
| GIPUZKOA                    | 22                       | 13                         | 0     | 0   | 0    | 13    | 35                  | 14                    | 0     | 0   | 0    | 14    | 2            | 0       | 16    | 19    |                     |
| BIZKAIA                     | 68                       | 30                         | 0     | 0   | 0    | 30    | 98                  | 28                    | 0     | 0   | 0    | 28    | 11           | 5       | 44    | 54    |                     |
| <b>LA RIOJA</b>             | 22                       | 4                          | 0     | 0   | 0    | 4     | 26                  | 17                    | 0     | 0   | 0    | 17    | 1            | 0       | 18    | 8     |                     |
| CEUTA                       | 31                       | 4                          | 0     | 0   | 0    | 4     | 35                  | 5                     | 0     | 0   | 0    | 5     | 1            | 4       | 10    | 25    |                     |
| MELILLA                     | 18                       | 9                          | 2     | 0   | 0    | 11    | 29                  | 8                     | 0     | 0   | 0    | 8     | 5            | 0       | 13    | 16    |                     |

|                     |       |       |   |    |   |       |        |       |   |    |   |       |     |     |       |       |
|---------------------|-------|-------|---|----|---|-------|--------|-------|---|----|---|-------|-----|-----|-------|-------|
| <b>TOTAL ESTADO</b> | 8.404 | 2.342 | 8 | 12 | 2 | 2.364 | 10.768 | 1.630 | 4 | 20 | 1 | 1.655 | 522 | 182 | 2.359 | 8.409 |
|---------------------|-------|-------|---|----|---|-------|--------|-------|---|----|---|-------|-----|-----|-------|-------|

## PENSIÓN NO CONTRIBUTIVA DE JUBILACIÓN

### CAUSAS DE DENEGACIÓN CORRESPONDIENTES AL MES DE JUNIO DE 2013

| CC.AA.<br>Y/O<br>PROVINCIAS | EDAD | RESIDENCIA LEGAL | RECURSOS   |        | PRESTACIÓN<br>INCOMPATIBLE | SIN<br>DESGLOSAR | TOTAL<br>CAUSAS DE<br>DENEGACIÓN |
|-----------------------------|------|------------------|------------|--------|----------------------------|------------------|----------------------------------|
|                             |      |                  | ECONÓMICOS |        |                            |                  |                                  |
|                             |      |                  | PERSONALES | U.E.C. |                            |                  |                                  |
| ANDALUCÍA                   | 14   | 26               | 21         | 28     | 0                          | 0                | 89                               |
| ALMERÍA                     | 0    | 2                | 1          | 0      | 0                          | 0                | 3                                |
| CÁDIZ                       | 2    | 0                | 1          | 3      | 0                          | 0                | 6                                |
| CÓRDOBA                     | 2    | 1                | 0          | 0      | 0                          | 0                | 3                                |
| GRANADA                     | 2    | 2                | 2          | 3      | 0                          | 0                | 9                                |
| HUELVA                      | 1    | 3                | 3          | 3      | 0                          | 0                | 10                               |
| JAÉN                        | 1    | 0                | 1          | 0      | 0                          | 0                | 2                                |
| MÁLAGA                      | 1    | 15               | 2          | 8      | 0                          | 0                | 26                               |
| SEVILLA                     | 5    | 3                | 11         | 11     | 0                          | 0                | 30                               |
| ARAGÓN                      | 0    | 0                | 2          | 6      | 0                          | 0                | 8                                |
| HUESCA                      | 0    | 0                | 0          | 0      | 0                          | 0                | 0                                |
| TERUEL                      | 0    | 0                | 0          | 0      | 0                          | 0                | 0                                |
| ZARAGOZA                    | 0    | 0                | 2          | 6      | 0                          | 0                | 8                                |
| ASTURIAS                    | 2    | 1                | 1          | 6      | 0                          | 0                | 10                               |
| ILLES BALEARS               | 0    | 7                | 1          | 3      | 0                          | 0                | 11                               |
| CANARIAS                    | 1    | 19               | 6          | 10     | 0                          | 0                | 36                               |
| LAS PALMAS                  | 1    | 7                | 4          | 4      | 0                          | 0                | 16                               |
| S.C. TENERIFE               | 0    | 12               | 2          | 6      | 0                          | 0                | 20                               |
| CANTABRIA                   | 0    | 0                | 1          | 3      | 0                          | 0                | 4                                |
| CASTILLA Y LEÓN             | 1    | 7                | 6          | 13     | 0                          | 0                | 27                               |
| ÁVILA                       | 0    | 2                | 2          | 2      | 0                          | 0                | 6                                |
| BURGOS                      | 1    | 1                | 0          | 1      | 0                          | 0                | 3                                |
| LEÓN                        | 0    | 1                | 1          | 4      | 0                          | 0                | 6                                |
| PALENCIA                    | 0    | 1                | 0          | 2      | 0                          | 0                | 3                                |
| SALAMANCA                   | 0    | 1                | 1          | 0      | 0                          | 0                | 2                                |
| SEGOVIA                     | 0    | 1                | 0          | 0      | 0                          | 0                | 1                                |
| SORIA                       | 0    | 0                | 0          | 0      | 0                          | 0                | 0                                |
| VALLADOLID                  | 0    | 0                | 2          | 2      | 0                          | 0                | 4                                |
| ZAMORA                      | 0    | 0                | 0          | 2      | 0                          | 0                | 2                                |
| CASTILLA-LA MANCHA          | 3    | 4                | 6          | 13     | 0                          | 0                | 26                               |
| ALBACETE                    | 0    | 2                | 1          | 6      | 0                          | 0                | 9                                |
| CIUDAD REAL                 | 1    | 0                | 2          | 2      | 0                          | 0                | 5                                |
| CUENCA                      | 0    | 1                | 1          | 3      | 0                          | 0                | 5                                |
| GUADALAJARA                 | 0    | 0                | 1          | 1      | 0                          | 0                | 2                                |
| TOLEDO                      | 2    | 1                | 1          | 1      | 0                          | 0                | 5                                |

(Continúa al dorso)

| CC.AA.<br>Y/O<br>PROVINCIAS | EDAD      | RESIDENCIA LEGAL | RECURSOS<br>ECONÓMICOS |            | PRESTACIÓN<br>INCOMPATIBLE | SIN<br>DESGLOSAR | TOTAL<br>CAUSAS DE<br>DENEGACIÓN |
|-----------------------------|-----------|------------------|------------------------|------------|----------------------------|------------------|----------------------------------|
|                             |           |                  | PERSONALES             | U.E.C.     |                            |                  |                                  |
| CATALUNYA                   | 2         | 6                | 10                     | 32         | 9                          | 0                | 59                               |
| BARCELONA                   | 2         | 4                | 9                      | 21         | 7                          | 0                | 43                               |
| GIRONA                      | 0         | 1                | 0                      | 2          | 1                          | 0                | 4                                |
| LLEIDA                      | 0         | 0                | 0                      | 7          | 0                          | 0                | 7                                |
| TARRAGONA                   | 0         | 1                | 1                      | 2          | 1                          | 0                | 5                                |
| COMUNIDAD VALENCIANA        | 4         | 6                | 12                     | 32         | 1                          | 0                | 55                               |
| ALICANTE                    | 1         | 1                | 1                      | 13         | 0                          | 0                | 16                               |
| CASTELLÓN                   | 1         | 1                | 1                      | 1          | 0                          | 0                | 4                                |
| VALENCIA                    | 2         | 4                | 10                     | 18         | 1                          | 0                | 35                               |
| EXTREMADURA                 | 0         | 0                | 1                      | 3          | 0                          | 0                | 4                                |
| BADAJOS                     | 0         | 0                | 1                      | 1          | 0                          | 0                | 2                                |
| CÁCERES                     | 0         | 0                | 0                      | 2          | 0                          | 0                | 2                                |
| GALICIA                     | 1         | 8                | 17                     | 43         | 1                          | 0                | 70                               |
| A CORUÑA                    | 1         | 4                | 5                      | 18         | 1                          | 0                | 29                               |
| LUGO                        | 0         | 0                | 0                      | 3          | 0                          | 0                | 3                                |
| OURENSE                     | 0         | 0                | 1                      | 3          | 0                          | 0                | 4                                |
| PONTEVEDRA                  | 0         | 4                | 11                     | 19         | 0                          | 0                | 34                               |
| MADRID                      | 6         | 28               | 13                     | 34         | 0                          | 0                | 81                               |
| MURCIA                      | 0         | 4                | 6                      | 9          | 0                          | 0                | 19                               |
| NAVARRA                     | 0         | 2                | 0                      | 1          | 0                          | 0                | 3                                |
| PAÍS VASCO                  | 0         | 6                | 2                      | 5          | 0                          | 0                | 13                               |
| ARABA/ÁLAVA                 | 0         | 0                | 0                      | 0          | 0                          | 0                | 0                                |
| GIPUZKOA                    | 0         | 1                | 0                      | 1          | 0                          | 0                | 2                                |
| BIZKAIA                     | 0         | 5                | 2                      | 4          | 0                          | 0                | 11                               |
| LA RIOJA                    | 0         | 1                | 0                      | 0          | 0                          | 0                | 1                                |
| CEUTA                       | 0         | 0                | 0                      | 1          | 0                          | 0                | 1                                |
| MELILLA                     | 0         | 3                | 0                      | 2          | 0                          | 0                | 5                                |
| <b>TOTAL ESTADO</b>         | <b>34</b> | <b>128</b>       | <b>105</b>             | <b>244</b> | <b>11</b>                  | <b>0</b>         | <b>522</b>                       |

## PENSIÓN NO CONTRIBUTIVA DE JUBILACIÓN

### DATOS ACUMULADOS DE GESTIÓN CORRESPONDIENTES AL AÑO 2013 HASTA JUNIO

| CC.AA.<br>Y/O<br>PROVINCIAS | PTES.<br>AÑO<br>ANTERIOR | SOLICITUDES<br>PRESENTADAS |           |           |           |              | A<br>RESOLV.<br>AÑO | SOLICITUDES RESUELTAS |          |           |           |              |              |            |              |              | PTES.<br>FINAL |
|-----------------------------|--------------------------|----------------------------|-----------|-----------|-----------|--------------|---------------------|-----------------------|----------|-----------|-----------|--------------|--------------|------------|--------------|--------------|----------------|
|                             |                          | NUEVAS                     | LISMI     | PAS       | INSS      | TOTAL        |                     | APROBADAS             |          |           |           |              | NO APROBADAS |            | TOTAL        |              |                |
|                             |                          |                            |           |           |           |              |                     | NUEVAS                | LISMI    | PAS       | INSS      | TOTAL        | DNG          | CAD-DES    |              |              |                |
| <b>ANDALUCÍA</b>            | <b>1.198</b>             | <b>3.134</b>               | <b>4</b>  | <b>18</b> | <b>0</b>  | <b>3.156</b> | <b>4.354</b>        | <b>2.340</b>          | <b>0</b> | <b>42</b> | <b>0</b>  | <b>2.382</b> | <b>522</b>   | <b>170</b> | <b>3.074</b> | <b>1.280</b> |                |
| ALMERÍA                     | 26                       | 233                        | 0         | 0         | 0         | 233          | 259                 | 163                   | 0        | 1         | 0         | 164          | 53           | 13         | 230          | 29           |                |
| CÁDIZ                       | 273                      | 401                        | 0         | 5         | 0         | 406          | 679                 | 422                   | 0        | 13        | 0         | 435          | 59           | 20         | 514          | 165          |                |
| CÓRDOBA                     | 76                       | 280                        | 2         | 7         | 0         | 289          | 365                 | 251                   | 0        | 7         | 0         | 258          | 42           | 18         | 318          | 47           |                |
| GRANADA                     | 52                       | 259                        | 0         | 1         | 0         | 260          | 312                 | 163                   | 0        | 1         | 0         | 164          | 63           | 14         | 241          | 71           |                |
| HUELVA                      | 21                       | 191                        | 0         | 2         | 0         | 193          | 214                 | 135                   | 0        | 1         | 0         | 136          | 30           | 11         | 177          | 37           |                |
| JAÉN                        | 21                       | 156                        | 1         | 0         | 0         | 157          | 178                 | 114                   | 0        | 3         | 0         | 117          | 13           | 10         | 140          | 38           |                |
| MÁLAGA                      | 118                      | 705                        | 1         | 2         | 0         | 708          | 826                 | 507                   | 0        | 4         | 0         | 511          | 89           | 47         | 647          | 179          |                |
| SEVILLA                     | 611                      | 909                        | 0         | 1         | 0         | 910          | 1.521               | 585                   | 0        | 12        | 0         | 597          | 173          | 37         | 807          | 714          |                |
| <b>ARAGÓN</b>               | <b>48</b>                | <b>314</b>                 | <b>56</b> | <b>0</b>  | <b>0</b>  | <b>370</b>   | <b>418</b>          | <b>279</b>            | <b>0</b> | <b>0</b>  | <b>0</b>  | <b>279</b>   | <b>71</b>    | <b>15</b>  | <b>365</b>   | <b>53</b>    |                |
| HUESCA                      | 11                       | 60                         | 1         | 0         | 0         | 61           | 72                  | 51                    | 0        | 0         | 0         | 51           | 9            | 2          | 62           | 10           |                |
| TERUEL                      | 7                        | 28                         | 0         | 0         | 0         | 28           | 35                  | 19                    | 0        | 0         | 0         | 19           | 4            | 1          | 24           | 11           |                |
| ZARAGOZA                    | 30                       | 226                        | 55        | 0         | 0         | 281          | 311                 | 209                   | 0        | 0         | 0         | 209          | 58           | 12         | 279          | 32           |                |
| <b>ASTURIAS</b>             | <b>106</b>               | <b>295</b>                 | <b>2</b>  | <b>0</b>  | <b>13</b> | <b>310</b>   | <b>416</b>          | <b>157</b>            | <b>3</b> | <b>1</b>  | <b>13</b> | <b>174</b>   | <b>62</b>    | <b>10</b>  | <b>246</b>   | <b>170</b>   |                |
| <b>ILLES BALEARS</b>        | <b>61</b>                | <b>360</b>                 | <b>0</b>  | <b>0</b>  | <b>0</b>  | <b>360</b>   | <b>421</b>          | <b>241</b>            | <b>1</b> | <b>1</b>  | <b>0</b>  | <b>243</b>   | <b>78</b>    | <b>16</b>  | <b>337</b>   | <b>84</b>    |                |
| <b>CANARIAS</b>             | <b>1.451</b>             | <b>970</b>                 | <b>1</b>  | <b>15</b> | <b>0</b>  | <b>986</b>   | <b>2.437</b>        | <b>831</b>            | <b>0</b> | <b>16</b> | <b>0</b>  | <b>847</b>   | <b>241</b>   | <b>88</b>  | <b>1.176</b> | <b>1.261</b> |                |
| LAS PALMAS                  | 786                      | 461                        | 0         | 10        | 0         | 471          | 1.257               | 430                   | 0        | 8         | 0         | 438          | 150          | 53         | 641          | 616          |                |
| S.C. TENERIFE               | 665                      | 509                        | 1         | 5         | 0         | 515          | 1.180               | 401                   | 0        | 8         | 0         | 409          | 91           | 35         | 535          | 645          |                |
| <b>CANTABRIA</b>            | <b>29</b>                | <b>180</b>                 | <b>0</b>  | <b>0</b>  | <b>0</b>  | <b>180</b>   | <b>209</b>          | <b>139</b>            | <b>1</b> | <b>0</b>  | <b>0</b>  | <b>140</b>   | <b>23</b>    | <b>0</b>   | <b>163</b>   | <b>46</b>    |                |
| <b>CASTILLA Y LEÓN</b>      | <b>210</b>               | <b>776</b>                 | <b>3</b>  | <b>1</b>  | <b>0</b>  | <b>780</b>   | <b>990</b>          | <b>572</b>            | <b>7</b> | <b>2</b>  | <b>0</b>  | <b>581</b>   | <b>144</b>   | <b>41</b>  | <b>766</b>   | <b>224</b>   |                |
| ÁVILA                       | 4                        | 60                         | 0         | 0         | 0         | 60           | 64                  | 44                    | 0        | 0         | 0         | 44           | 19           | 1          | 64           | 0            |                |
| BURGOS                      | 43                       | 107                        | 0         | 0         | 0         | 107          | 150                 | 52                    | 0        | 0         | 0         | 52           | 18           | 7          | 77           | 73           |                |
| LEÓN                        | 14                       | 125                        | 0         | 0         | 0         | 125          | 139                 | 67                    | 2        | 1         | 0         | 70           | 25           | 6          | 101          | 38           |                |
| PALENCIA                    | 10                       | 58                         | 0         | 0         | 0         | 58           | 68                  | 49                    | 0        | 0         | 0         | 49           | 10           | 2          | 61           | 7            |                |
| SALAMANCA                   | 23                       | 145                        | 1         | 0         | 0         | 146          | 169                 | 95                    | 2        | 0         | 0         | 97           | 27           | 7          | 131          | 38           |                |
| SEGOVIA                     | 29                       | 39                         | 0         | 0         | 0         | 39           | 68                  | 38                    | 0        | 0         | 0         | 38           | 15           | 6          | 59           | 9            |                |
| SORIA                       | 6                        | 13                         | 2         | 1         | 0         | 16           | 22                  | 16                    | 2        | 1         | 0         | 19           | 1            | 0          | 20           | 2            |                |
| VALLADOLID                  | 46                       | 146                        | 0         | 0         | 0         | 146          | 192                 | 138                   | 0        | 0         | 0         | 138          | 18           | 7          | 163          | 29           |                |
| ZAMORA                      | 35                       | 83                         | 0         | 0         | 0         | 83           | 118                 | 73                    | 1        | 0         | 0         | 74           | 11           | 5          | 90           | 28           |                |
| <b>CASTILLA-LA MANCHA</b>   | <b>353</b>               | <b>662</b>                 | <b>1</b>  | <b>2</b>  | <b>0</b>  | <b>665</b>   | <b>1.018</b>        | <b>379</b>            | <b>0</b> | <b>5</b>  | <b>0</b>  | <b>384</b>   | <b>145</b>   | <b>48</b>  | <b>577</b>   | <b>441</b>   |                |
| ALBACETE                    | 26                       | 123                        | 1         | 1         | 0         | 125          | 151                 | 80                    | 0        | 0         | 0         | 80           | 29           | 11         | 120          | 31           |                |
| CIUDAD REAL                 | 0                        | 150                        | 0         | 0         | 0         | 150          | 150                 | 95                    | 0        | 4         | 0         | 99           | 27           | 14         | 140          | 10           |                |
| CUENCA                      | 16                       | 78                         | 0         | 0         | 0         | 78           | 94                  | 62                    | 0        | 1         | 0         | 63           | 20           | 3          | 86           | 8            |                |
| GUADALAJARA                 | 13                       | 61                         | 0         | 1         | 0         | 62           | 75                  | 43                    | 0        | 0         | 0         | 43           | 18           | 5          | 66           | 9            |                |
| TOLEDO                      | 298                      | 250                        | 0         | 0         | 0         | 250          | 548                 | 99                    | 0        | 0         | 0         | 99           | 51           | 15         | 165          | 383          |                |

(Continúa al dorso)

| CC.AA.<br>Y/O<br>PROVINCIAS | PTES.<br>AÑO<br>ANTERIOR | SOLICITUDES<br>PRESENTADAS |       |     |      |       | A<br>RESOLV.<br>AÑO | SOLICITUDES RESUELTAS |       |     |      |       |              |         |       |       | PTES.<br>FINAL |
|-----------------------------|--------------------------|----------------------------|-------|-----|------|-------|---------------------|-----------------------|-------|-----|------|-------|--------------|---------|-------|-------|----------------|
|                             |                          | NUEVAS                     | LISMI | PAS | INSS | TOTAL |                     | APROBADAS             |       |     |      |       | NO APROBADAS |         | TOTAL |       |                |
|                             |                          |                            |       |     |      |       |                     | NUEVAS                | LISMI | PAS | INSS | TOTAL | DNG          | CAD-DES |       |       |                |
| CATALUNYA                   | 2.087                    | 1.917                      | 3     | 3   | 16   | 1.939 | 4.026               | 662                   | 2     | 0   | 2    | 666   | 344          | 347     | 1.357 | 2.669 |                |
| BARCELONA                   | 1.488                    | 1.471                      | 1     | 0   | 13   | 1.485 | 2.973               | 485                   | 2     | 0   | 2    | 489   | 251          | 246     | 986   | 1.987 |                |
| GIRONA                      | 206                      | 155                        | 1     | 0   | 0    | 156   | 362                 | 74                    | 0     | 0   | 0    | 74    | 32           | 31      | 137   | 225   |                |
| LLEIDA                      | 130                      | 96                         | 0     | 1   | 1    | 98    | 228                 | 42                    | 0     | 0   | 0    | 42    | 19           | 24      | 85    | 143   |                |
| TARRAGONA                   | 263                      | 195                        | 1     | 2   | 2    | 200   | 463                 | 61                    | 0     | 0   | 0    | 61    | 42           | 46      | 149   | 314   |                |
| COMUNIDAD VALENCIANA        | 542                      | 1.748                      | 6     | 9   | 0    | 1.763 | 2.305               | 1.110                 | 5     | 9   | 1    | 1.125 | 402          | 104     | 1.631 | 674   |                |
| ALICANTE                    | 198                      | 781                        | 4     | 6   | 0    | 791   | 989                 | 482                   | 3     | 5   | 1    | 491   | 186          | 44      | 721   | 268   |                |
| CASTELLÓN                   | 44                       | 125                        | 1     | 0   | 0    | 126   | 170                 | 111                   | 1     | 0   | 0    | 112   | 24           | 4       | 140   | 30    |                |
| VALENCIA                    | 300                      | 842                        | 1     | 3   | 0    | 846   | 1.146               | 517                   | 1     | 4   | 0    | 522   | 192          | 56      | 770   | 376   |                |
| EXTREMADURA                 | 24                       | 372                        | 1     | 4   | 1    | 378   | 402                 | 310                   | 4     | 3   | 0    | 317   | 57           | 21      | 395   | 7     |                |
| BADAJOS                     | 7                        | 254                        | 0     | 4   | 1    | 259   | 266                 | 205                   | 3     | 3   | 0    | 211   | 35           | 14      | 260   | 6     |                |
| CÁCERES                     | 17                       | 118                        | 1     | 0   | 0    | 119   | 136                 | 105                   | 1     | 0   | 0    | 106   | 22           | 7       | 135   | 1     |                |
| GALICIA                     | 424                      | 1.319                      | 2     | 0   | 0    | 1.321 | 1.745               | 781                   | 2     | 0   | 0    | 783   | 261          | 65      | 1.109 | 636   |                |
| A CORUÑA                    | 299                      | 538                        | 0     | 0   | 0    | 538   | 837                 | 345                   | 1     | 0   | 0    | 346   | 124          | 24      | 494   | 343   |                |
| LUGO                        | 5                        | 118                        | 1     | 0   | 0    | 119   | 124                 | 76                    | 1     | 0   | 0    | 77    | 12           | 6       | 95    | 29    |                |
| OURENSE                     | 54                       | 136                        | 0     | 0   | 0    | 136   | 190                 | 104                   | 0     | 0   | 0    | 104   | 20           | 2       | 126   | 64    |                |
| PONTEVEDRA                  | 66                       | 527                        | 1     | 0   | 0    | 528   | 594                 | 256                   | 0     | 0   | 0    | 256   | 105          | 33      | 394   | 200   |                |
| MADRID                      | 491                      | 1.661                      | 5     | 15  | 0    | 1.681 | 2.172               | 977                   | 5     | 15  | 0    | 997   | 455          | 167     | 1.619 | 553   |                |
| MURCIA                      | 177                      | 461                        | 7     | 1   | 0    | 469   | 646                 | 323                   | 3     | 3   | 0    | 329   | 113          | 34      | 476   | 170   |                |
| NAVARRA                     | 2                        | 135                        | 1     | 0   | 11   | 147   | 149                 | 67                    | 8     | 0   | 15   | 90    | 34           | 7       | 131   | 18    |                |
| PAÍS VASCO                  | 67                       | 342                        | 1     | 0   | 0    | 343   | 410                 | 273                   | 1     | 0   | 0    | 274   | 57           | 5       | 336   | 74    |                |
| ARABA/ÁLAVA                 | 1                        | 52                         | 1     | 0   | 0    | 53    | 54                  | 50                    | 1     | 0   | 0    | 51    | 2            | 0       | 53    | 1     |                |
| GIPUZKOA                    | 21                       | 67                         | 0     | 0   | 0    | 67    | 88                  | 58                    | 0     | 0   | 0    | 58    | 11           | 0       | 69    | 19    |                |
| BIZKAIA                     | 45                       | 223                        | 0     | 0   | 0    | 223   | 268                 | 165                   | 0     | 0   | 0    | 165   | 44           | 5       | 214   | 54    |                |
| LA RIOJA                    | 24                       | 69                         | 0     | 0   | 0    | 69    | 93                  | 65                    | 9     | 0   | 0    | 74    | 10           | 1       | 85    | 8     |                |
| CEUTA                       | 18                       | 60                         | 0     | 0   | 0    | 60    | 78                  | 29                    | 0     | 1   | 0    | 30    | 9            | 14      | 53    | 25    |                |
| MELILLA                     | 8                        | 57                         | 3     | 0   | 0    | 60    | 68                  | 35                    | 1     | 1   | 0    | 37    | 14           | 1       | 52    | 16    |                |

|              |       |        |    |    |    |        |        |       |    |    |    |       |       |       |        |       |
|--------------|-------|--------|----|----|----|--------|--------|-------|----|----|----|-------|-------|-------|--------|-------|
| TOTAL ESTADO | 7.320 | 14.832 | 96 | 68 | 41 | 15.037 | 22.357 | 9.570 | 52 | 99 | 31 | 9.752 | 3.042 | 1.154 | 13.948 | 8.409 |
|--------------|-------|--------|----|----|----|--------|--------|-------|----|----|----|-------|-------|-------|--------|-------|

## PENSIÓN NO CONTRIBUTIVA DE JUBILACIÓN

### CAUSAS DE DENEGACIÓN ACUMULADAS CORRESPONDIENTES AL AÑO 2013 HASTA JUNIO

| CC.AA.<br>Y/O<br>PROVINCIAS | EDAD | RESIDENCIA LEGAL | RECURSOS   |        | PRESTACIÓN   | SIN       | TOTAL<br>CAUSAS DE<br>DENEGACIÓN |
|-----------------------------|------|------------------|------------|--------|--------------|-----------|----------------------------------|
|                             |      |                  | ECONÓMICOS |        |              |           |                                  |
|                             |      |                  | PERSONALES | U.E.C. | INCOMPATIBLE | DESGLOSAR |                                  |
| ANDALUCÍA                   | 74   | 119              | 122        | 205    | 2            | 0         | 522                              |
| ALMERÍA                     | 9    | 17               | 5          | 22     | 0            | 0         | 53                               |
| CÁDIZ                       | 10   | 6                | 18         | 25     | 0            | 0         | 59                               |
| CÓRDOBA                     | 4    | 8                | 12         | 18     | 0            | 0         | 42                               |
| GRANADA                     | 11   | 15               | 14         | 22     | 1            | 0         | 63                               |
| HUELVA                      | 8    | 3                | 12         | 7      | 0            | 0         | 30                               |
| JAÉN                        | 5    | 1                | 4          | 3      | 0            | 0         | 13                               |
| MÁLAGA                      | 6    | 34               | 14         | 34     | 1            | 0         | 89                               |
| SEVILLA                     | 21   | 35               | 43         | 74     | 0            | 0         | 173                              |
| ARAGÓN                      | 4    | 7                | 18         | 26     | 16           | 0         | 71                               |
| HUESCA                      | 1    | 0                | 0          | 8      | 0            | 0         | 9                                |
| TERUEL                      | 0    | 1                | 1          | 2      | 0            | 0         | 4                                |
| ZARAGOZA                    | 3    | 6                | 17         | 16     | 16           | 0         | 58                               |
| ASTURIAS                    | 7    | 5                | 23         | 26     | 1            | 0         | 62                               |
| ILLES BALEARS               | 8    | 33               | 11         | 26     | 0            | 0         | 78                               |
| CANARIAS                    | 16   | 76               | 74         | 75     | 0            | 0         | 241                              |
| LAS PALMAS                  | 9    | 47               | 44         | 50     | 0            | 0         | 150                              |
| S.C. TENERIFE               | 7    | 29               | 30         | 25     | 0            | 0         | 91                               |
| CANTABRIA                   | 1    | 3                | 9          | 10     | 0            | 0         | 23                               |
| CASTILLA Y LEÓN             | 12   | 32               | 34         | 64     | 2            | 0         | 144                              |
| ÁVILA                       | 1    | 6                | 4          | 8      | 0            | 0         | 19                               |
| BURGOS                      | 4    | 7                | 3          | 4      | 0            | 0         | 18                               |
| LEÓN                        | 1    | 5                | 8          | 11     | 0            | 0         | 25                               |
| PALENCIA                    | 0    | 2                | 0          | 6      | 2            | 0         | 10                               |
| SALAMANCA                   | 1    | 7                | 8          | 11     | 0            | 0         | 27                               |
| SEGOVIA                     | 4    | 4                | 4          | 3      | 0            | 0         | 15                               |
| SORIA                       | 0    | 0                | 0          | 1      | 0            | 0         | 1                                |
| VALLADOLID                  | 1    | 0                | 4          | 13     | 0            | 0         | 18                               |
| ZAMORA                      | 0    | 1                | 3          | 7      | 0            | 0         | 11                               |
| CASTILLA-LA MANCHA          | 14   | 24               | 18         | 89     | 0            | 0         | 145                              |
| ALBACETE                    | 1    | 4                | 3          | 21     | 0            | 0         | 29                               |
| CIUDAD REAL                 | 2    | 3                | 5          | 17     | 0            | 0         | 27                               |
| CUENCA                      | 2    | 2                | 2          | 14     | 0            | 0         | 20                               |
| GUADALAJARA                 | 0    | 3                | 2          | 13     | 0            | 0         | 18                               |
| TOLEDO                      | 9    | 12               | 6          | 24     | 0            | 0         | 51                               |

(Continúa al dorso)

| CC.AA.<br>Y/O<br>PROVINCIAS | EDAD       | RESIDENCIA LEGAL | RECURSOS<br>ECONÓMICOS |              | PRESTACIÓN<br>INCOMPATIBLE | SIN<br>DESGLOSAR | TOTAL<br>CAUSAS DE<br>DENEGACIÓN |
|-----------------------------|------------|------------------|------------------------|--------------|----------------------------|------------------|----------------------------------|
|                             |            |                  | PERSONALES             | U.E.C.       |                            |                  |                                  |
| CATALUNYA                   | 30         | 40               | 60                     | 171          | 43                         | 0                | 344                              |
| BARCELONA                   | 20         | 33               | 48                     | 120          | 30                         | 0                | 251                              |
| GIRONA                      | 6          | 3                | 3                      | 15           | 5                          | 0                | 32                               |
| LLEIDA                      | 1          | 0                | 3                      | 13           | 2                          | 0                | 19                               |
| TARRAGONA                   | 3          | 4                | 6                      | 23           | 6                          | 0                | 42                               |
| COMUNIDAD VALENCIANA        | 30         | 65               | 76                     | 226          | 5                          | 0                | 402                              |
| ALICANTE                    | 14         | 30               | 35                     | 104          | 3                          | 0                | 186                              |
| CASTELLÓN                   | 4          | 3                | 6                      | 11           | 0                          | 0                | 24                               |
| VALENCIA                    | 12         | 32               | 35                     | 111          | 2                          | 0                | 192                              |
| EXTREMADURA                 | 3          | 6                | 10                     | 38           | 0                          | 0                | 57                               |
| BADAJOS                     | 3          | 2                | 6                      | 24           | 0                          | 0                | 35                               |
| CÁCERES                     | 0          | 4                | 4                      | 14           | 0                          | 0                | 22                               |
| GALICIA                     | 8          | 29               | 57                     | 165          | 2                          | 0                | 261                              |
| A CORUÑA                    | 6          | 12               | 21                     | 83           | 2                          | 0                | 124                              |
| LUGO                        | 1          | 0                | 1                      | 10           | 0                          | 0                | 12                               |
| OURENSE                     | 0          | 6                | 2                      | 12           | 0                          | 0                | 20                               |
| PONTEVEDRA                  | 1          | 11               | 33                     | 60           | 0                          | 0                | 105                              |
| MADRID                      | 40         | 126              | 112                    | 177          | 0                          | 0                | 455                              |
| MURCIA                      | 2          | 33               | 21                     | 57           | 0                          | 0                | 113                              |
| NAVARRA                     | 0          | 9                | 9                      | 16           | 0                          | 0                | 34                               |
| PAÍS VASCO                  | 1          | 14               | 16                     | 26           | 0                          | 0                | 57                               |
| ARABA/ÁLAVA                 | 0          | 0                | 0                      | 2            | 0                          | 0                | 2                                |
| GIPUZKOA                    | 0          | 3                | 3                      | 5            | 0                          | 0                | 11                               |
| BIZKAIA                     | 1          | 11               | 13                     | 19           | 0                          | 0                | 44                               |
| LA RIOJA                    | 0          | 6                | 3                      | 1            | 0                          | 0                | 10                               |
| CEUTA                       | 1          | 3                | 0                      | 5            | 0                          | 0                | 9                                |
| MELILLA                     | 2          | 8                | 1                      | 3            | 0                          | 0                | 14                               |
| <b>TOTAL ESTADO</b>         | <b>253</b> | <b>638</b>       | <b>674</b>             | <b>1.406</b> | <b>71</b>                  | <b>0</b>         | <b>3.042</b>                     |

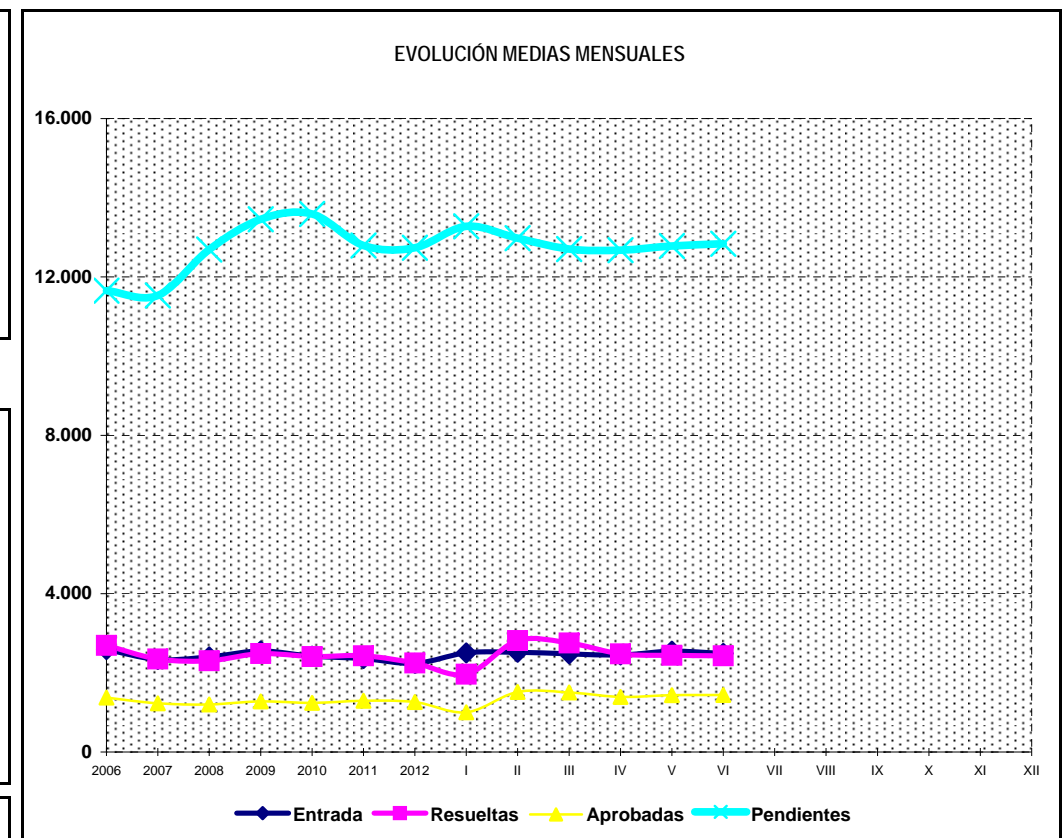
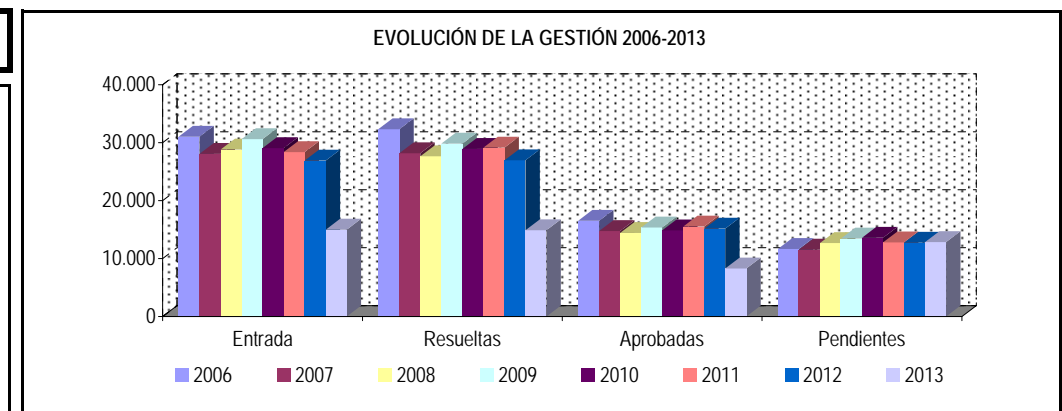
1c PNC DE INVALIDEZ: DATOS DE LA GESTIÓN MENSUAL Y ANUAL

## R.D.L. 1/1994, DE 20 DE JUNIO; T. REF. LGSS PNCs DE LA SEGURIDAD SOCIAL

## INVALIDEZ

|  |      | Entrada | Resueltas | % R./E. | Aprobadas | % A./R. | No Aprob. | Pendientes |
|--|------|---------|-----------|---------|-----------|---------|-----------|------------|
| G<br>E<br>S<br>T<br>I<br>O<br>N  | 2006 | 31.036  | 32.329    | 104,17% | 16.511    | 51,07%  | 15.818    | 11.655     |
|  | 2007 | 28.067  | 28.189    | 100,43% | 14.743    | 52,30%  | 13.446    | 11.533     |
|  | 2008 | 28.808  | 27.649    | 95,98%  | 14.414    | 52,13%  | 13.235    | 12.692     |
|  | 2009 | 30.605  | 29.839    | 97,50%  | 15.351    | 51,45%  | 14.488    | 13.458     |
|  | 2010 | 29.052  | 28.919    | 99,54%  | 14.876    | 51,44%  | 14.043    | 13.591     |
|  | 2011 | 28.359  | 29.155    | 102,81% | 15.525    | 53,25%  | 13.630    | 12.795     |
|  | 2012 | 26.897  | 26.954    | 100,21% | 15.162    | 56,25%  | 11.792    | 12.738     |
| M<br>E<br>N<br>S<br>U<br>A<br>L<br>E<br>S<br>*                         | 2006 | 2.586   | 2.694     |         | 1.376     |         | 1.318     | 11.655     |
|  | 2007 | 2.339   | 2.349     |         | 1.229     |         | 1.121     | 11.533     |
|  | 2008 | 2.401   | 2.304     |         | 1.201     |         | 1.103     | 12.692     |
|  | 2009 | 2.550   | 2.487     |         | 1.279     |         | 1.207     | 13.458     |
|  | 2010 | 2.421   | 2.410     |         | 1.240     |         | 1.170     | 13.591     |
|  | 2011 | 2.363   | 2.430     |         | 1.294     |         | 1.136     | 12.795     |
|  | 2012 | 2.241   | 2.246     |         | 1.264     |         | 983       | 12.738     |
| 2013   |      |         |           |         |           |         |           |            |
| I<br>II<br>III<br>IV<br>V<br>VI<br>VII<br>VIII<br>IX<br>X<br>XI<br>XII | I    | 2.503   | 1.964     | 78,47%  | 1.003     | 51,07%  | 961       | 13.277     |
|  | II   | 2.519   | 2.816     | 111,79% | 1.515     | 53,80%  | 1.301     | 12.980     |
|  | III  | 2.478   | 2.754     | 111,14% | 1.504     | 54,61%  | 1.250     | 12.704     |
|  | IV   | 2.451   | 2.478     | 101,10% | 1.391     | 56,13%  | 1.087     | 12.677     |
|  | V    | 2.547   | 2.441     | 95,84%  | 1.434     | 58,75%  | 1.007     | 12.783     |
|  | VI   | 2.489   | 2.432     | 97,71%  | 1.440     | 59,21%  | 992       | 12.840     |
|  | VII  |         |           |         |           |         |           |            |
|  | VIII |         |           |         |           |         |           |            |
|  | IX   |         |           |         |           |         |           |            |
|  | X    |         |           |         |           |         |           |            |
|  | XI   |         |           |         |           |         |           |            |
|  | XII  |         |           |         |           |         |           |            |
|  |      | 14.987  | 14.885    | 99,32%  | 8.287     | 55,67%  | 6.598     | 12.840     |

\* Pendientes reales



## PENSIÓN NO CONTRIBUTIVA DE INVALIDEZ

### DATOS DE GESTIÓN CORRESPONDIENTES AL MES DE JUNIO DE 2013

| CC.AA.<br>Y/O<br>PROVINCIAS | PTES.<br>MES<br>ANTERIOR | SOLICITUDES<br>PRESENTADAS |       |     |      |       | A<br>RESOLV.<br>MES | SOLICITUDES RESUELTAS |       |     |      |       |              |         |       |       | PTES.<br>FIN<br>MES |
|-----------------------------|--------------------------|----------------------------|-------|-----|------|-------|---------------------|-----------------------|-------|-----|------|-------|--------------|---------|-------|-------|---------------------|
|                             |                          | NUEVAS                     | LISMI | PAS | INSS | TOTAL |                     | APROBADAS             |       |     |      |       | NO APROBADAS |         | TOTAL |       |                     |
|                             |                          |                            |       |     |      |       |                     | NUEVAS                | LISMI | PAS | INSS | TOTAL | DNG          | CAD-DES |       |       |                     |
| <b>ANDALUCÍA</b>            | 2.614                    | 482                        | 0     | 2   | 0    | 484   | 3.098               | 304                   | 7     | 8   | 0    | 319   | 266          | 30      | 615   | 2.483 |                     |
| ALMERÍA                     | 39                       | 41                         | 0     | 0   | 0    | 41    | 80                  | 16                    | 0     | 0   | 0    | 16    | 10           | 1       | 27    | 53    |                     |
| CÁDIZ                       | 341                      | 25                         | 0     | 1   | 0    | 26    | 367                 | 43                    | 1     | 3   | 0    | 47    | 18           | 8       | 73    | 294   |                     |
| CÓRDOBA                     | 123                      | 35                         | 0     | 0   | 0    | 35    | 158                 | 23                    | 2     | 3   | 0    | 28    | 5            | 2       | 35    | 123   |                     |
| GRANADA                     | 116                      | 29                         | 0     | 0   | 0    | 29    | 145                 | 19                    | 0     | 1   | 0    | 20    | 10           | 2       | 32    | 113   |                     |
| HUELVA                      | 72                       | 35                         | 0     | 0   | 0    | 35    | 107                 | 37                    | 0     | 0   | 0    | 37    | 12           | 3       | 52    | 55    |                     |
| JAÉN                        | 61                       | 28                         | 0     | 0   | 0    | 28    | 89                  | 16                    | 0     | 0   | 0    | 16    | 5            | 1       | 22    | 67    |                     |
| MÁLAGA                      | 384                      | 111                        | 0     | 1   | 0    | 112   | 496                 | 79                    | 3     | 0   | 0    | 82    | 28           | 3       | 113   | 383   |                     |
| SEVILLA                     | 1.478                    | 178                        | 0     | 0   | 0    | 178   | 1.656               | 71                    | 1     | 1   | 0    | 73    | 178          | 10      | 261   | 1.395 |                     |
| <b>ARAGÓN</b>               | 41                       | 32                         | 0     | 0   | 0    | 32    | 73                  | 22                    | 0     | 0   | 1    | 23    | 10           | 0       | 33    | 40    |                     |
| HUESCA                      | 14                       | 7                          | 0     | 0   | 0    | 7     | 21                  | 3                     | 0     | 0   | 1    | 4     | 2            | 0       | 6     | 15    |                     |
| TERUEL                      | 7                        | 2                          | 0     | 0   | 0    | 2     | 9                   | 2                     | 0     | 0   | 0    | 2     | 3            | 0       | 5     | 4     |                     |
| ZARAGOZA                    | 20                       | 23                         | 0     | 0   | 0    | 23    | 43                  | 17                    | 0     | 0   | 0    | 17    | 5            | 0       | 22    | 21    |                     |
| <b>ASTURIAS</b>             | 201                      | 39                         | 0     | 0   | 0    | 39    | 240                 | 25                    | 0     | 0   | 0    | 25    | 16           | 2       | 43    | 197   |                     |
| <b>ILLES BALEARS</b>        | 2                        | 56                         | 0     | 0   | 0    | 56    | 58                  | 15                    | 0     | 0   | 0    | 15    | 15           | 4       | 34    | 24    |                     |
| <b>CANARIAS</b>             | 3.486                    | 170                        | 0     | 1   | 1    | 172   | 3.658               | 65                    | 0     | 0   | 0    | 65    | 102          | 15      | 182   | 3.476 |                     |
| LAS PALMAS                  | 1.840                    | 21                         | 0     | 0   | 0    | 21    | 1.861               | 22                    | 0     | 0   | 0    | 22    | 47           | 8       | 77    | 1.784 |                     |
| S.C. TENERIFE               | 1.646                    | 149                        | 0     | 1   | 1    | 151   | 1.797               | 43                    | 0     | 0   | 0    | 43    | 55           | 7       | 105   | 1.692 |                     |
| <b>CANTABRIA</b>            | 109                      | 24                         | 0     | 0   | 0    | 24    | 133                 | 38                    | 1     | 1   | 0    | 40    | 7            | 0       | 47    | 86    |                     |
| <b>CASTILLA Y LEÓN</b>      | 379                      | 86                         | 0     | 0   | 0    | 86    | 465                 | 99                    | 1     | 0   | 0    | 100   | 25           | 3       | 128   | 337   |                     |
| ÁVILA                       | 2                        | 10                         | 0     | 0   | 0    | 10    | 12                  | 11                    | 0     | 0   | 0    | 11    | 0            | 0       | 11    | 1     |                     |
| BURGOS                      | 128                      | 7                          | 0     | 0   | 0    | 7     | 135                 | 12                    | 0     | 0   | 0    | 12    | 4            | 0       | 16    | 119   |                     |
| LEÓN                        | 59                       | 13                         | 0     | 0   | 0    | 13    | 72                  | 15                    | 0     | 0   | 0    | 15    | 7            | 0       | 22    | 50    |                     |
| PALENCIA                    | 24                       | 8                          | 0     | 0   | 0    | 8     | 32                  | 13                    | 0     | 0   | 0    | 13    | 5            | 0       | 18    | 14    |                     |
| SALAMANCA                   | 61                       | 13                         | 0     | 0   | 0    | 13    | 74                  | 10                    | 0     | 0   | 0    | 10    | 4            | 0       | 14    | 60    |                     |
| SEGOVIA                     | 23                       | 5                          | 0     | 0   | 0    | 5     | 28                  | 4                     | 0     | 0   | 0    | 4     | 0            | 1       | 5     | 23    |                     |
| SORIA                       | 2                        | 0                          | 0     | 0   | 0    | 0     | 2                   | 1                     | 0     | 0   | 0    | 1     | 1            | 0       | 2     | 0     |                     |
| VALLADOLID                  | 58                       | 19                         | 0     | 0   | 0    | 19    | 77                  | 25                    | 0     | 0   | 0    | 25    | 4            | 2       | 31    | 46    |                     |
| ZAMORA                      | 22                       | 11                         | 0     | 0   | 0    | 11    | 33                  | 8                     | 1     | 0   | 0    | 9     | 0            | 0       | 9     | 24    |                     |
| <b>CASTILLA-LA MANCHA</b>   | 403                      | 132                        | 0     | 0   | 2    | 134   | 537                 | 66                    | 0     | 1   | 0    | 67    | 16           | 9       | 92    | 445   |                     |
| ALBACETE                    | 91                       | 37                         | 0     | 0   | 0    | 37    | 128                 | 23                    | 0     | 1   | 0    | 24    | 6            | 1       | 31    | 97    |                     |
| CIUDAD REAL                 | 17                       | 16                         | 0     | 0   | 0    | 16    | 33                  | 9                     | 0     | 0   | 0    | 9     | 3            | 0       | 12    | 21    |                     |
| CUENCA                      | 34                       | 10                         | 0     | 0   | 0    | 10    | 44                  | 15                    | 0     | 0   | 0    | 15    | 1            | 0       | 16    | 28    |                     |
| GUADALAJARA                 | 14                       | 18                         | 0     | 0   | 2    | 20    | 34                  | 1                     | 0     | 0   | 0    | 1     | 4            | 1       | 6     | 28    |                     |
| TOLEDO                      | 247                      | 51                         | 0     | 0   | 0    | 51    | 298                 | 18                    | 0     | 0   | 0    | 18    | 2            | 7       | 27    | 271   |                     |

(Continúa al dorso)

| CC.AA.<br>Y/O<br>PROVINCIAS | PTES.<br>MES<br>ANTERIOR | SOLICITUDES<br>PRESENTADAS |       |     |      |       | A<br>RESOLV.<br>MES | SOLICITUDES RESUELTAS |       |     |      |       |              |         |       |       | PTES.<br>FIN<br>MES |
|-----------------------------|--------------------------|----------------------------|-------|-----|------|-------|---------------------|-----------------------|-------|-----|------|-------|--------------|---------|-------|-------|---------------------|
|                             |                          | NUEVAS                     | LISMI | PAS | INSS | TOTAL |                     | APROBADAS             |       |     |      |       | NO APROBADAS |         | TOTAL |       |                     |
|                             |                          |                            |       |     |      |       |                     | NUEVAS                | LISMI | PAS | INSS | TOTAL | DNG          | CAD-DES |       |       |                     |
| CATALUNYA                   | 2.761                    | 469                        | 0     | 0   | 9    | 478   | 3.239               | 144                   | 0     | 0   | 15   | 159   | 110          | 31      | 300   | 2.939 |                     |
| BARCELONA                   | 2.079                    | 367                        | 0     | 0   | 6    | 373   | 2.452               | 108                   | 0     | 0   | 10   | 118   | 89           | 22      | 229   | 2.223 |                     |
| GIRONA                      | 211                      | 38                         | 0     | 0   | 2    | 40    | 251                 | 11                    | 0     | 0   | 1    | 12    | 13           | 1       | 26    | 225   |                     |
| LLEIDA                      | 103                      | 9                          | 0     | 0   | 0    | 9     | 112                 | 9                     | 0     | 0   | 0    | 9     | 5            | 3       | 17    | 95    |                     |
| TARRAGONA                   | 368                      | 55                         | 0     | 0   | 1    | 56    | 424                 | 16                    | 0     | 0   | 4    | 20    | 3            | 5       | 28    | 396   |                     |
| COMUNIDAD VALENCIANA        | 832                      | 225                        | 2     | 3   | 0    | 230   | 1.062               | 164                   | 2     | 0   | 0    | 166   | 63           | 11      | 240   | 822   |                     |
| ALICANTE                    | 224                      | 70                         | 2     | 2   | 0    | 74    | 298                 | 25                    | 1     | 0   | 0    | 26    | 21           | 1       | 48    | 250   |                     |
| CASTELLÓN                   | 88                       | 41                         | 0     | 0   | 0    | 41    | 129                 | 39                    | 0     | 0   | 0    | 39    | 9            | 5       | 53    | 76    |                     |
| VALENCIA                    | 520                      | 114                        | 0     | 1   | 0    | 115   | 635                 | 100                   | 1     | 0   | 0    | 101   | 33           | 5       | 139   | 496   |                     |
| EXTREMADURA                 | 61                       | 63                         | 0     | 1   | 0    | 64    | 125                 | 31                    | 0     | 0   | 0    | 31    | 16           | 11      | 58    | 67    |                     |
| BADAJOS                     | 2                        | 47                         | 0     | 1   | 0    | 48    | 50                  | 23                    | 0     | 0   | 0    | 23    | 13           | 8       | 44    | 6     |                     |
| CÁCERES                     | 59                       | 16                         | 0     | 0   | 0    | 16    | 75                  | 8                     | 0     | 0   | 0    | 8     | 3            | 3       | 14    | 61    |                     |
| GALICIA                     | 660                      | 179                        | 0     | 0   | 0    | 179   | 839                 | 120                   | 0     | 0   | 4    | 124   | 61           | 5       | 190   | 649   |                     |
| A CORUÑA                    | 305                      | 53                         | 0     | 0   | 0    | 53    | 358                 | 45                    | 0     | 0   | 4    | 49    | 19           | 2       | 70    | 288   |                     |
| LUGO                        | 37                       | 12                         | 0     | 0   | 0    | 12    | 49                  | 10                    | 0     | 0   | 0    | 10    | 7            | 1       | 18    | 31    |                     |
| OURENSE                     | 92                       | 25                         | 0     | 0   | 0    | 25    | 117                 | 9                     | 0     | 0   | 0    | 9     | 12           | 0       | 21    | 96    |                     |
| PONTEVEDRA                  | 226                      | 89                         | 0     | 0   | 0    | 89    | 315                 | 56                    | 0     | 0   | 0    | 56    | 23           | 2       | 81    | 234   |                     |
| MADRID                      | 407                      | 267                        | 1     | 3   | 0    | 271   | 678                 | 148                   | 1     | 3   | 0    | 152   | 34           | 25      | 211   | 467   |                     |
| MURCIA                      | 555                      | 116                        | 0     | 0   | 3    | 119   | 674                 | 68                    | 0     | 0   | 1    | 69    | 59           | 6       | 134   | 540   |                     |
| NAVARRA                     | 33                       | 3                          | 1     | 0   | 0    | 4     | 37                  | 7                     | 0     | 0   | 0    | 7     | 1            | 0       | 8     | 29    |                     |
| PAÍS VASCO                  | 104                      | 67                         | 0     | 0   | 0    | 67    | 171                 | 52                    | 0     | 0   | 0    | 52    | 13           | 1       | 66    | 105   |                     |
| ARABA/ÁLAVA                 | 0                        | 9                          | 0     | 0   | 0    | 9     | 9                   | 8                     | 0     | 0   | 0    | 8     | 0            | 0       | 8     | 1     |                     |
| GIPUZKOA                    | 2                        | 21                         | 0     | 0   | 0    | 21    | 23                  | 19                    | 0     | 0   | 0    | 19    | 3            | 0       | 22    | 1     |                     |
| BIZKAIA                     | 102                      | 37                         | 0     | 0   | 0    | 37    | 139                 | 25                    | 0     | 0   | 0    | 25    | 10           | 1       | 36    | 103   |                     |
| LA RIOJA                    | 20                       | 6                          | 0     | 0   | 0    | 6     | 26                  | 9                     | 0     | 0   | 0    | 9     | 1            | 0       | 10    | 16    |                     |
| CEUTA                       | 41                       | 18                         | 0     | 0   | 0    | 18    | 59                  | 6                     | 0     | 0   | 0    | 6     | 8            | 1       | 15    | 44    |                     |
| MELILLA                     | 74                       | 26                         | 0     | 0   | 0    | 26    | 100                 | 11                    | 0     | 0   | 0    | 11    | 15           | 0       | 26    | 74    |                     |

|              |        |       |   |    |    |       |        |       |    |    |    |       |     |     |       |        |
|--------------|--------|-------|---|----|----|-------|--------|-------|----|----|----|-------|-----|-----|-------|--------|
| TOTAL ESTADO | 12.783 | 2.460 | 4 | 10 | 15 | 2.489 | 15.272 | 1.394 | 12 | 13 | 21 | 1.440 | 838 | 154 | 2.432 | 12.840 |
|--------------|--------|-------|---|----|----|-------|--------|-------|----|----|----|-------|-----|-----|-------|--------|

## PENSIÓN NO CONTRIBUTIVA DE INVALIDEZ

### CAUSAS DE DENEGACIÓN CORRESPONDIENTES AL MES DE JUNIO DE 2013

| CC.AA.<br>Y/O<br>PROVINCIAS | EDAD | RESIDENCIA<br>LEGAL | RECURSOS<br>ECONÓMICOS |        | GRADO<br>DISCAPACIDAD<br>ENF. CRÓNICA | PRESTACIÓN<br>INCOMPATIBLE | SOLICITAR<br>SIN PASAR<br>DOS AÑOS | SIN<br>DESGLOSAR | TOTAL<br>CAUSAS DE<br>DENEGACIÓN |
|-----------------------------|------|---------------------|------------------------|--------|---------------------------------------|----------------------------|------------------------------------|------------------|----------------------------------|
|                             |      |                     | PERSONALES             | U.E.C. |                                       |                            |                                    |                  |                                  |
|                             |      |                     | ANDALUCÍA              | 2      |                                       |                            |                                    |                  |                                  |
| ALMERÍA                     | 1    | 0                   | 0                      | 1      | 7                                     | 1                          | 0                                  | 0                | 10                               |
| CÁDIZ                       | 0    | 1                   | 2                      | 2      | 12                                    | 1                          | 0                                  | 0                | 18                               |
| CÓRDOBA                     | 0    | 0                   | 1                      | 2      | 0                                     | 0                          | 0                                  | 2                | 5                                |
| GRANADA                     | 0    | 2                   | 0                      | 1      | 3                                     | 1                          | 0                                  | 3                | 10                               |
| HUELVA                      | 0    | 0                   | 1                      | 2      | 7                                     | 2                          | 0                                  | 0                | 12                               |
| JAÉN                        | 0    | 0                   | 0                      | 0      | 5                                     | 0                          | 0                                  | 0                | 5                                |
| MÁLAGA                      | 0    | 0                   | 5                      | 1      | 20                                    | 0                          | 0                                  | 2                | 28                               |
| SEVILLA                     | 1    | 2                   | 5                      | 5      | 147                                   | 0                          | 0                                  | 18               | 178                              |
| ARAGÓN                      | 0    | 1                   | 1                      | 3      | 4                                     | 1                          | 0                                  | 0                | 10                               |
| HUESCA                      | 0    | 0                   | 1                      | 1      | 0                                     | 0                          | 0                                  | 0                | 2                                |
| TERUEL                      | 0    | 0                   | 0                      | 0      | 3                                     | 0                          | 0                                  | 0                | 3                                |
| ZARAGOZA                    | 0    | 1                   | 0                      | 2      | 1                                     | 1                          | 0                                  | 0                | 5                                |
| ASTURIAS                    | 0    | 0                   | 1                      | 1      | 14                                    | 0                          | 0                                  | 0                | 16                               |
| ILLES BALEARS               | 0    | 2                   | 1                      | 0      | 12                                    | 0                          | 0                                  | 0                | 15                               |
| CANARIAS                    | 1    | 0                   | 10                     | 8      | 83                                    | 0                          | 0                                  | 0                | 102                              |
| LAS PALMAS                  | 0    | 0                   | 6                      | 4      | 37                                    | 0                          | 0                                  | 0                | 47                               |
| S.C. TENERIFE               | 1    | 0                   | 4                      | 4      | 46                                    | 0                          | 0                                  | 0                | 55                               |
| CANTABRIA                   | 0    | 0                   | 0                      | 6      | 1                                     | 0                          | 0                                  | 0                | 7                                |
| CASTILLA Y LEÓN             | 0    | 1                   | 6                      | 6      | 9                                     | 3                          | 0                                  | 0                | 25                               |
| ÁVILA                       | 0    | 0                   | 0                      | 0      | 0                                     | 0                          | 0                                  | 0                | 0                                |
| BURGOS                      | 0    | 0                   | 0                      | 1      | 3                                     | 0                          | 0                                  | 0                | 4                                |
| LEÓN                        | 0    | 0                   | 2                      | 0      | 3                                     | 2                          | 0                                  | 0                | 7                                |
| PALENCIA                    | 0    | 0                   | 0                      | 2      | 2                                     | 1                          | 0                                  | 0                | 5                                |
| SALAMANCA                   | 0    | 1                   | 2                      | 0      | 1                                     | 0                          | 0                                  | 0                | 4                                |
| SEGOVIA                     | 0    | 0                   | 0                      | 0      | 0                                     | 0                          | 0                                  | 0                | 0                                |
| SORIA                       | 0    | 0                   | 0                      | 1      | 0                                     | 0                          | 0                                  | 0                | 1                                |
| VALLADOLID                  | 0    | 0                   | 2                      | 2      | 0                                     | 0                          | 0                                  | 0                | 4                                |
| ZAMORA                      | 0    | 0                   | 0                      | 0      | 0                                     | 0                          | 0                                  | 0                | 0                                |
| CASTILLA-LA MANCHA          | 1    | 1                   | 4                      | 2      | 5                                     | 3                          | 0                                  | 0                | 16                               |
| ALBACETE                    | 0    | 1                   | 0                      | 0      | 4                                     | 1                          | 0                                  | 0                | 6                                |
| CIUDAD REAL                 | 0    | 0                   | 0                      | 1      | 0                                     | 2                          | 0                                  | 0                | 3                                |
| CUENCA                      | 0    | 0                   | 0                      | 0      | 1                                     | 0                          | 0                                  | 0                | 1                                |
| GUADALAJARA                 | 0    | 0                   | 3                      | 1      | 0                                     | 0                          | 0                                  | 0                | 4                                |
| TOLEDO                      | 1    | 0                   | 1                      | 0      | 0                                     | 0                          | 0                                  | 0                | 2                                |

(Continúa al dorso)

| CC.AA.<br>Y/O<br>PROVINCIAS | EDAD      | RESIDENCIA<br>LEGAL | RECURSOS<br>ECONÓMICOS |            | GRADO<br>DISCAPACIDAD<br>ENF. CRÓNICA | PRESTACIÓN<br>INCOMPATIBLE | SOLICITAR<br>SIN PASAR<br>DOS AÑOS | SIN<br>DESGLOSAR | TOTAL<br>CAUSAS DE<br>DENEGACIÓN |
|-----------------------------|-----------|---------------------|------------------------|------------|---------------------------------------|----------------------------|------------------------------------|------------------|----------------------------------|
|                             |           |                     | PERSONALES             | U.E.C.     |                                       |                            |                                    |                  |                                  |
|                             |           |                     | CATALUNYA              | 0          |                                       |                            |                                    |                  |                                  |
| BARCELONA                   | 0         | 3                   | 16                     | 13         | 45                                    | 12                         | 0                                  | 0                | 89                               |
| GIRONA                      | 0         | 2                   | 0                      | 1          | 8                                     | 2                          | 0                                  | 0                | 13                               |
| LLEIDA                      | 0         | 0                   | 0                      | 0          | 5                                     | 0                          | 0                                  | 0                | 5                                |
| TARRAGONA                   | 0         | 0                   | 0                      | 1          | 1                                     | 1                          | 0                                  | 0                | 3                                |
| COMUNIDAD VALENCIANA        | 2         | 0                   | 10                     | 20         | 23                                    | 8                          | 0                                  | 0                | 63                               |
| ALICANTE                    | 1         | 0                   | 5                      | 5          | 8                                     | 2                          | 0                                  | 0                | 21                               |
| CASTELLÓN                   | 0         | 0                   | 0                      | 2          | 6                                     | 1                          | 0                                  | 0                | 9                                |
| VALENCIA                    | 1         | 0                   | 5                      | 13         | 9                                     | 5                          | 0                                  | 0                | 33                               |
| EXTREMADURA                 | 2         | 0                   | 3                      | 1          | 10                                    | 0                          | 0                                  | 0                | 16                               |
| BADAJOS                     | 2         | 0                   | 3                      | 1          | 7                                     | 0                          | 0                                  | 0                | 13                               |
| CÁCERES                     | 0         | 0                   | 0                      | 0          | 3                                     | 0                          | 0                                  | 0                | 3                                |
| GALICIA                     | 0         | 0                   | 12                     | 21         | 28                                    | 0                          | 0                                  | 0                | 61                               |
| A CORUÑA                    | 0         | 0                   | 3                      | 3          | 13                                    | 0                          | 0                                  | 0                | 19                               |
| LUGO                        | 0         | 0                   | 2                      | 5          | 0                                     | 0                          | 0                                  | 0                | 7                                |
| OURENSE                     | 0         | 0                   | 0                      | 2          | 10                                    | 0                          | 0                                  | 0                | 12                               |
| PONTEVEDRA                  | 0         | 0                   | 7                      | 11         | 5                                     | 0                          | 0                                  | 0                | 23                               |
| MADRID                      | 1         | 4                   | 9                      | 13         | 7                                     | 0                          | 0                                  | 0                | 34                               |
| MURCIA                      | 1         | 3                   | 7                      | 4          | 43                                    | 1                          | 0                                  | 0                | 59                               |
| NAVARRA                     | 0         | 0                   | 1                      | 0          | 0                                     | 0                          | 0                                  | 0                | 1                                |
| PAÍS VASCO                  | 0         | 0                   | 3                      | 6          | 3                                     | 1                          | 0                                  | 0                | 13                               |
| ARABA/ÁLAVA                 | 0         | 0                   | 0                      | 0          | 0                                     | 0                          | 0                                  | 0                | 0                                |
| GIPUZKOA                    | 0         | 0                   | 1                      | 2          | 0                                     | 0                          | 0                                  | 0                | 3                                |
| BIZKAIA                     | 0         | 0                   | 2                      | 4          | 3                                     | 1                          | 0                                  | 0                | 10                               |
| LA RIOJA                    | 0         | 0                   | 0                      | 0          | 1                                     | 0                          | 0                                  | 0                | 1                                |
| CEUTA                       | 0         | 0                   | 1                      | 2          | 5                                     | 0                          | 0                                  | 0                | 8                                |
| MELILLA                     | 0         | 0                   | 2                      | 2          | 11                                    | 0                          | 0                                  | 0                | 15                               |
| <b>TOTAL ESTADO</b>         | <b>10</b> | <b>22</b>           | <b>101</b>             | <b>124</b> | <b>519</b>                            | <b>37</b>                  | <b>0</b>                           | <b>25</b>        | <b>838</b>                       |

## PENSIÓN NO CONTRIBUTIVA DE INVALIDEZ

### DATOS ACUMULADOS DE GESTIÓN CORRESPONDIENTES AL AÑO 2013 HASTA JUNIO

| CC.AA.<br>Y/O<br>PROVINCIAS | PTES.<br>AÑO<br>ANTERIOR | SOLICITUDES<br>PRESENTADAS |       |     |      |       | A<br>RESOLV.<br>AÑO | SOLICITUDES RESUELTAS |       |     |      |       |              |         |       |       | PTES.<br>FINAL |
|-----------------------------|--------------------------|----------------------------|-------|-----|------|-------|---------------------|-----------------------|-------|-----|------|-------|--------------|---------|-------|-------|----------------|
|                             |                          | NUEVAS                     | LISMI | PAS | INSS | TOTAL |                     | APROBADAS             |       |     |      |       | NO APROBADAS |         | TOTAL |       |                |
|                             |                          |                            |       |     |      |       |                     | NUEVAS                | LISMI | PAS | INSS | TOTAL | DNG          | CAD-DES |       |       |                |
| <b>ANDALUCÍA</b>            | 2.782                    | 2.923                      | 4     | 24  | 0    | 2.951 | 5.733               | 1.792                 | 17    | 45  | 0    | 1.854 | 1.250        | 146     | 3.250 | 2.483 |                |
| ALMERÍA                     | 30                       | 171                        | 0     | 0   | 0    | 171   | 201                 | 103                   | 0     | 0   | 0    | 103   | 37           | 8       | 148   | 53    |                |
| CÁDIZ                       | 549                      | 310                        | 0     | 7   | 0    | 317   | 866                 | 381                   | 1     | 11  | 0    | 393   | 153          | 26      | 572   | 294   |                |
| CÓRDOBA                     | 208                      | 245                        | 2     | 9   | 0    | 256   | 464                 | 232                   | 4     | 14  | 0    | 250   | 69           | 22      | 341   | 123   |                |
| GRANADA                     | 121                      | 223                        | 0     | 0   | 0    | 223   | 344                 | 150                   | 0     | 2   | 0    | 152   | 69           | 10      | 231   | 113   |                |
| HUELVA                      | 36                       | 258                        | 0     | 0   | 0    | 258   | 294                 | 153                   | 0     | 0   | 0    | 153   | 72           | 14      | 239   | 55    |                |
| JAÉN                        | 64                       | 155                        | 1     | 1   | 0    | 157   | 221                 | 94                    | 1     | 4   | 0    | 99    | 52           | 3       | 154   | 67    |                |
| MÁLAGA                      | 345                      | 645                        | 1     | 3   | 0    | 649   | 994                 | 340                   | 6     | 3   | 0    | 349   | 226          | 36      | 611   | 383   |                |
| SEVILLA                     | 1.429                    | 916                        | 0     | 4   | 0    | 920   | 2.349               | 339                   | 5     | 11  | 0    | 355   | 572          | 27      | 954   | 1.395 |                |
| <b>ARAGÓN</b>               | 32                       | 187                        | 1     | 1   | 2    | 191   | 223                 | 130                   | 0     | 1   | 1    | 132   | 45           | 6       | 183   | 40    |                |
| HUESCA                      | 2                        | 35                         | 1     | 0   | 2    | 38    | 40                  | 15                    | 0     | 0   | 1    | 16    | 8            | 1       | 25    | 15    |                |
| TERUEL                      | 2                        | 16                         | 0     | 0   | 0    | 16    | 18                  | 7                     | 0     | 0   | 0    | 7     | 6            | 1       | 14    | 4     |                |
| ZARAGOZA                    | 28                       | 136                        | 0     | 1   | 0    | 137   | 165                 | 108                   | 0     | 1   | 0    | 109   | 31           | 4       | 144   | 21    |                |
| <b>ASTURIAS</b>             | 191                      | 308                        | 1     | 0   | 0    | 309   | 500                 | 180                   | 1     | 0   | 0    | 181   | 74           | 48      | 303   | 197   |                |
| <b>ILLES BALEARS</b>        | 8                        | 295                        | 0     | 1   | 0    | 296   | 304                 | 155                   | 0     | 0   | 0    | 155   | 94           | 31      | 280   | 24    |                |
| <b>CANARIAS</b>             | 3.548                    | 1.313                      | 1     | 11  | 9    | 1.334 | 4.882               | 617                   | 2     | 8   | 4    | 631   | 706          | 69      | 1.406 | 3.476 |                |
| LAS PALMAS                  | 1.916                    | 437                        | 1     | 3   | 0    | 441   | 2.357               | 207                   | 0     | 4   | 0    | 211   | 331          | 31      | 573   | 1.784 |                |
| S.C. TENERIFE               | 1.632                    | 876                        | 0     | 8   | 9    | 893   | 2.525               | 410                   | 2     | 4   | 4    | 420   | 375          | 38      | 833   | 1.692 |                |
| <b>CANTABRIA</b>            | 75                       | 235                        | 2     | 1   | 0    | 238   | 313                 | 188                   | 2     | 1   | 0    | 191   | 36           | 0       | 227   | 86    |                |
| <b>CASTILLA Y LEÓN</b>      | 236                      | 711                        | 3     | 0   | 0    | 714   | 950                 | 470                   | 2     | 1   | 0    | 473   | 114          | 26      | 613   | 337   |                |
| ÁVILA                       | 1                        | 73                         | 0     | 0   | 0    | 73    | 74                  | 63                    | 0     | 0   | 0    | 63    | 10           | 0       | 73    | 1     |                |
| BURGOS                      | 81                       | 127                        | 0     | 0   | 0    | 127   | 208                 | 54                    | 0     | 0   | 0    | 54    | 27           | 8       | 89    | 119   |                |
| LEÓN                        | 22                       | 120                        | 0     | 0   | 0    | 120   | 142                 | 76                    | 0     | 1   | 0    | 77    | 13           | 2       | 92    | 50    |                |
| PALENCIA                    | 13                       | 53                         | 0     | 0   | 0    | 53    | 66                  | 42                    | 0     | 0   | 0    | 42    | 9            | 1       | 52    | 14    |                |
| SALAMANCA                   | 42                       | 96                         | 1     | 0   | 0    | 97    | 139                 | 52                    | 0     | 0   | 0    | 52    | 25           | 2       | 79    | 60    |                |
| SEGOVIA                     | 23                       | 37                         | 0     | 0   | 0    | 37    | 60                  | 31                    | 0     | 0   | 0    | 31    | 4            | 2       | 37    | 23    |                |
| SORIA                       | 0                        | 4                          | 1     | 0   | 0    | 5     | 5                   | 3                     | 1     | 0   | 0    | 4     | 1            | 0       | 5     | 0     |                |
| VALLADOLID                  | 29                       | 137                        | 0     | 0   | 0    | 137   | 166                 | 95                    | 0     | 0   | 0    | 95    | 15           | 10      | 120   | 46    |                |
| ZAMORA                      | 25                       | 64                         | 1     | 0   | 0    | 65    | 90                  | 54                    | 1     | 0   | 0    | 55    | 10           | 1       | 66    | 24    |                |
| <b>CASTILLA-LA MANCHA</b>   | 434                      | 695                        | 1     | 6   | 7    | 709   | 1.143               | 446                   | 4     | 10  | 4    | 464   | 186          | 48      | 698   | 445   |                |
| ALBACETE                    | 81                       | 211                        | 0     | 5   | 0    | 216   | 297                 | 123                   | 1     | 4   | 0    | 128   | 61           | 11      | 200   | 97    |                |
| CIUDAD REAL                 | 51                       | 140                        | 0     | 0   | 0    | 140   | 191                 | 102                   | 1     | 4   | 0    | 107   | 48           | 15      | 170   | 21    |                |
| CUENCA                      | 33                       | 92                         | 0     | 1   | 0    | 93    | 126                 | 74                    | 1     | 1   | 0    | 76    | 20           | 2       | 98    | 28    |                |
| GUADALAJARA                 | 31                       | 66                         | 1     | 0   | 7    | 74    | 105                 | 48                    | 1     | 1   | 4    | 54    | 17           | 6       | 77    | 28    |                |
| TOLEDO                      | 238                      | 186                        | 0     | 0   | 0    | 186   | 424                 | 99                    | 0     | 0   | 0    | 99    | 40           | 14      | 153   | 271   |                |

(Continúa al dorso)

| CC.AA.<br>Y/O<br>PROVINCIAS | PTES.<br>AÑO<br>ANTERIOR | SOLICITUDES<br>PRESENTADAS |       |     |      |        | A<br>RESOLV.<br>AÑO | SOLICITUDES RESUELTAS |       |     |      |       |              |         |        |        | PTES.<br>FINAL |
|-----------------------------|--------------------------|----------------------------|-------|-----|------|--------|---------------------|-----------------------|-------|-----|------|-------|--------------|---------|--------|--------|----------------|
|                             |                          | NUEVAS                     | LISMI | PAS | INSS | TOTAL  |                     | APROBADAS             |       |     |      |       | NO APROBADAS |         | TOTAL  |        |                |
|                             |                          |                            |       |     |      |        |                     | NUEVAS                | LISMI | PAS | INSS | TOTAL | DNG          | CAD-DES |        |        |                |
| <b>CATALUNYA</b>            | 2.811                    | 2.226                      | 2     | 1   | 109  | 2.338  | 5.149               | 781                   | 4     | 0   | 100  | 885   | 873          | 452     | 2.210  | 2.939  |                |
| BARCELONA                   | 2.101                    | 1.727                      | 1     | 0   | 90   | 1.818  | 3.919               | 578                   | 1     | 0   | 70   | 649   | 712          | 335     | 1.696  | 2.223  |                |
| GIRONA                      | 269                      | 150                        | 0     | 0   | 4    | 154    | 423                 | 68                    | 0     | 0   | 14   | 82    | 72           | 44      | 198    | 225    |                |
| LLEIDA                      | 106                      | 68                         | 0     | 0   | 1    | 69     | 175                 | 46                    | 0     | 0   | 3    | 49    | 17           | 14      | 80     | 95     |                |
| TARRAGONA                   | 335                      | 281                        | 1     | 1   | 14   | 297    | 632                 | 89                    | 3     | 0   | 13   | 105   | 72           | 59      | 236    | 396    |                |
| <b>COMUNIDAD VALENCIANA</b> | 1.055                    | 1.376                      | 11    | 13  | 0    | 1.400  | 2.455               | 769                   | 6     | 10  | 0    | 785   | 703          | 145     | 1.633  | 822    |                |
| ALICANTE                    | 528                      | 462                        | 10    | 12  | 0    | 484    | 1.012               | 197                   | 5     | 7   | 0    | 209   | 493          | 60      | 762    | 250    |                |
| CASTELLÓN                   | 84                       | 207                        | 0     | 0   | 0    | 207    | 291                 | 158                   | 0     | 0   | 0    | 158   | 40           | 17      | 215    | 76     |                |
| VALENCIA                    | 443                      | 707                        | 1     | 1   | 0    | 709    | 1.152               | 414                   | 1     | 3   | 0    | 418   | 170          | 68      | 656    | 496    |                |
| <b>EXTREMADURA</b>          | 48                       | 324                        | 2     | 4   | 0    | 330    | 378                 | 165                   | 0     | 2   | 0    | 167   | 117          | 27      | 311    | 67     |                |
| BADAJOS(*)                  | 1                        | 229                        | 0     | 4   | 0    | 233    | 234                 | 117                   | 0     | 2   | 0    | 119   | 92           | 17      | 228    | 6      |                |
| CÁCERES                     | 47                       | 95                         | 2     | 0   | 0    | 97     | 144                 | 48                    | 0     | 0   | 0    | 48    | 25           | 10      | 83     | 61     |                |
| <b>GALICIA</b>              | 418                      | 1.283                      | 4     | 0   | 0    | 1.287  | 1.705               | 640                   | 1     | 1   | 6    | 648   | 374          | 34      | 1.056  | 649    |                |
| A CORUÑA                    | 248                      | 393                        | 0     | 0   | 0    | 393    | 641                 | 226                   | 0     | 1   | 6    | 233   | 107          | 13      | 353    | 288    |                |
| LUGO                        | 26                       | 80                         | 1     | 0   | 0    | 81     | 107                 | 54                    | 1     | 0   | 0    | 55    | 19           | 2       | 76     | 31     |                |
| OURENSE                     | 72                       | 167                        | 0     | 0   | 0    | 167    | 239                 | 78                    | 0     | 0   | 0    | 78    | 63           | 2       | 143    | 96     |                |
| PONTEVEDRA                  | 72                       | 643                        | 3     | 0   | 0    | 646    | 718                 | 282                   | 0     | 0   | 0    | 282   | 185          | 17      | 484    | 234    |                |
| <b>MADRID</b>               | 430                      | 1.279                      | 5     | 10  | 0    | 1.294  | 1.724               | 846                   | 5     | 10  | 0    | 861   | 242          | 154     | 1.257  | 467    |                |
| <b>MURCIA</b>               | 476                      | 763                        | 5     | 2   | 18   | 788    | 1.264               | 327                   | 1     | 0   | 3    | 331   | 349          | 44      | 724    | 540    |                |
| <b>NAVARRA</b>              | 32                       | 67                         | 1     | 1   | 0    | 69     | 101                 | 59                    | 0     | 0   | 0    | 59    | 10           | 3       | 72     | 29     |                |
| <b>PAÍS VASCO</b>           | 81                       | 402                        | 0     | 1   | 0    | 403    | 484                 | 320                   | 0     | 0   | 0    | 320   | 58           | 1       | 379    | 105    |                |
| ARABA/ÁLAVA                 | 1                        | 60                         | 0     | 0   | 0    | 60     | 61                  | 59                    | 0     | 0   | 0    | 59    | 1            | 0       | 60     | 1      |                |
| GIPUZKOA                    | 3                        | 78                         | 0     | 0   | 0    | 78     | 81                  | 73                    | 0     | 0   | 0    | 73    | 7            | 0       | 80     | 1      |                |
| BIZKAIA                     | 77                       | 264                        | 0     | 1   | 0    | 265    | 342                 | 188                   | 0     | 0   | 0    | 188   | 50           | 1       | 239    | 103    |                |
| <b>LA RIOJA</b>             | 15                       | 56                         | 0     | 0   | 0    | 56     | 71                  | 50                    | 0     | 0   | 0    | 50    | 4            | 1       | 55     | 16     |                |
| <b>CEUTA</b>                | 30                       | 126                        | 0     | 0   | 0    | 126    | 156                 | 42                    | 0     | 0   | 0    | 42    | 52           | 18      | 112    | 44     |                |
| <b>MELILLA</b>              | 36                       | 153                        | 1     | 0   | 0    | 154    | 190                 | 58                    | 0     | 0   | 0    | 58    | 53           | 5       | 116    | 74     |                |
| <b>TOTAL ESTADO</b>         | 12.738                   | 14.722                     | 44    | 76  | 145  | 14.987 | 27.725              | 8.035                 | 45    | 89  | 118  | 8.287 | 5.340        | 1.258   | 14.885 | 12.840 |                |

(\*) Se han incluido datos no incorporados correspondientes al mes de enero

## PENSIÓN NO CONTRIBUTIVA DE INVALIDEZ

### CAUSAS DE DENEGACIÓN ACUMULADAS CORRESPONDIENTES AL AÑO 2013 HASTA JUNIO

| CC.AA.<br>Y/O<br>PROVINCIAS | EDAD | RESIDENCIA<br>LEGAL | RECURSOS   |        | GRADO<br>DISCAPACIDAD<br>ENF. CRÓNICA | PRESTACIÓN<br>INCOMPATIBLE | SOLICITAR<br>SIN PASAR<br>DOS AÑOS | SIN<br>DESGLOSAR | TOTAL<br>CAUSAS DE<br>DENEGACIÓN |
|-----------------------------|------|---------------------|------------|--------|---------------------------------------|----------------------------|------------------------------------|------------------|----------------------------------|
|                             |      |                     | ECONÓMICOS |        |                                       |                            |                                    |                  |                                  |
|                             |      |                     | PERSONALES | U.E.C. |                                       |                            |                                    |                  |                                  |
| <b>ANDALUCÍA</b>            | 22   | 42                  | 101        | 134    | 872                                   | 36                         | 1                                  | 42               | 1.250                            |
| ALMERÍA                     | 2    | 2                   | 6          | 4      | 19                                    | 3                          | 0                                  | 1                | 37                               |
| CÁDIZ                       | 1    | 9                   | 18         | 32     | 90                                    | 2                          | 0                                  | 1                | 153                              |
| CÓRDOBA                     | 2    | 8                   | 7          | 20     | 22                                    | 8                          | 0                                  | 2                | 69                               |
| GRANADA                     | 2    | 6                   | 9          | 7      | 39                                    | 2                          | 0                                  | 4                | 69                               |
| HUELVA                      | 3    | 0                   | 6          | 22     | 34                                    | 7                          | 0                                  | 0                | 72                               |
| JAÉN                        | 1    | 1                   | 2          | 8      | 33                                    | 7                          | 0                                  | 0                | 52                               |
| MÁLAGA                      | 2    | 9                   | 23         | 6      | 175                                   | 5                          | 0                                  | 6                | 226                              |
| SEVILLA                     | 9    | 7                   | 30         | 35     | 460                                   | 2                          | 1                                  | 28               | 572                              |
| <b>ARAGÓN</b>               | 1    | 3                   | 6          | 17     | 13                                    | 5                          | 0                                  | 0                | 45                               |
| HUESCA                      | 0    | 0                   | 2          | 4      | 2                                     | 0                          | 0                                  | 0                | 8                                |
| TERUEL                      | 0    | 1                   | 0          | 0      | 5                                     | 0                          | 0                                  | 0                | 6                                |
| ZARAGOZA                    | 1    | 2                   | 4          | 13     | 6                                     | 5                          | 0                                  | 0                | 31                               |
| <b>ASTURIAS</b>             | 6    | 2                   | 12         | 9      | 43                                    | 2                          | 0                                  | 0                | 74                               |
| <b>ILLES BALEARS</b>        | 3    | 12                  | 2          | 10     | 63                                    | 3                          | 0                                  | 1                | 94                               |
| <b>CANARIAS</b>             | 8    | 33                  | 89         | 221    | 349                                   | 6                          | 0                                  | 0                | 706                              |
| LAS PALMAS                  | 2    | 21                  | 46         | 133    | 127                                   | 2                          | 0                                  | 0                | 331                              |
| S.C. TENERIFE               | 6    | 12                  | 43         | 88     | 222                                   | 4                          | 0                                  | 0                | 375                              |
| <b>CANTABRIA</b>            | 0    | 0                   | 10         | 13     | 13                                    | 0                          | 0                                  | 0                | 36                               |
| <b>CASTILLA Y LEÓN</b>      | 5    | 11                  | 25         | 29     | 30                                    | 13                         | 0                                  | 1                | 114                              |
| ÁVILA                       | 0    | 4                   | 1          | 3      | 0                                     | 2                          | 0                                  | 0                | 10                               |
| BURGOS                      | 0    | 1                   | 5          | 7      | 11                                    | 3                          | 0                                  | 0                | 27                               |
| LEÓN                        | 1    | 0                   | 3          | 2      | 4                                     | 3                          | 0                                  | 0                | 13                               |
| PALENCIA                    | 0    | 0                   | 0          | 4      | 3                                     | 2                          | 0                                  | 0                | 9                                |
| SALAMANCA                   | 0    | 4                   | 7          | 3      | 11                                    | 0                          | 0                                  | 0                | 25                               |
| SEGOVIA                     | 3    | 0                   | 0          | 1      | 0                                     | 0                          | 0                                  | 0                | 4                                |
| SORIA                       | 0    | 0                   | 0          | 1      | 0                                     | 0                          | 0                                  | 0                | 1                                |
| VALLADOLID                  | 1    | 0                   | 6          | 5      | 1                                     | 2                          | 0                                  | 0                | 15                               |
| ZAMORA                      | 0    | 2                   | 3          | 3      | 0                                     | 1                          | 0                                  | 1                | 10                               |
| <b>CASTILLA-LA MANCHA</b>   | 10   | 13                  | 31         | 45     | 79                                    | 8                          | 0                                  | 0                | 186                              |
| ALBACETE                    | 1    | 3                   | 6          | 17     | 33                                    | 1                          | 0                                  | 0                | 61                               |
| CIUDAD REAL                 | 1    | 3                   | 4          | 15     | 19                                    | 6                          | 0                                  | 0                | 48                               |
| CUENCA                      | 4    | 0                   | 3          | 5      | 8                                     | 0                          | 0                                  | 0                | 20                               |
| GUADALAJARA                 | 0    | 4                   | 5          | 5      | 3                                     | 0                          | 0                                  | 0                | 17                               |
| TOLEDO                      | 4    | 3                   | 13         | 3      | 16                                    | 1                          | 0                                  | 0                | 40                               |

*(Continúa al dorso)*

| CC.AA.<br>Y/O<br>PROVINCIAS | EDAD      | RESIDENCIA<br>LEGAL | RECURSOS<br>ECONÓMICOS |              | GRADO<br>DISCAPACIDAD<br>ENF. CRÓNICA | PRESTACIÓN<br>INCOMPATIBLE | SOLICITAR<br>SIN PASAR<br>DOS AÑOS | SIN<br>DESGLSAR | TOTAL<br>CAUSAS DE<br>DENE GACIÓN |
|-----------------------------|-----------|---------------------|------------------------|--------------|---------------------------------------|----------------------------|------------------------------------|-----------------|-----------------------------------|
|                             |           |                     | PERSONALES             | U.E.C.       |                                       |                            |                                    |                 |                                   |
|                             |           |                     | CATALUNYA              | 2            |                                       |                            |                                    |                 |                                   |
| BARCELONA                   | 0         | 34                  | 79                     | 131          | 257                                   | 211                        | 0                                  | 0               | 712                               |
| GIRONA                      | 0         | 7                   | 11                     | 6            | 31                                    | 17                         | 0                                  | 0               | 72                                |
| LLEIDA                      | 0         | 1                   | 0                      | 1            | 11                                    | 4                          | 0                                  | 0               | 17                                |
| TARRAGONA                   | 2         | 3                   | 13                     | 12           | 17                                    | 25                         | 0                                  | 0               | 72                                |
| COMUNIDAD VALENCIANA        | 4         | 17                  | 61                     | 80           | 526                                   | 15                         | 0                                  | 0               | 703                               |
| ALICANTE                    | 1         | 4                   | 20                     | 21           | 439                                   | 8                          | 0                                  | 0               | 493                               |
| CASTELLÓN                   | 0         | 2                   | 9                      | 9            | 19                                    | 1                          | 0                                  | 0               | 40                                |
| VALENCIA                    | 3         | 11                  | 32                     | 50           | 68                                    | 6                          | 0                                  | 0               | 170                               |
| EXTREMADURA                 | 6         | 3                   | 16                     | 27           | 65                                    | 0                          | 0                                  | 0               | 117                               |
| BADAJOS                     | 6         | 1                   | 14                     | 21           | 50                                    | 0                          | 0                                  | 0               | 92                                |
| CÁCERES                     | 0         | 2                   | 2                      | 6            | 15                                    | 0                          | 0                                  | 0               | 25                                |
| GALICIA                     | 4         | 14                  | 58                     | 111          | 187                                   | 0                          | 0                                  | 0               | 374                               |
| A CORUÑA                    | 2         | 6                   | 14                     | 21           | 64                                    | 0                          | 0                                  | 0               | 107                               |
| LUGO                        | 1         | 0                   | 2                      | 5            | 11                                    | 0                          | 0                                  | 0               | 19                                |
| OURENSE                     | 1         | 4                   | 1                      | 3            | 54                                    | 0                          | 0                                  | 0               | 63                                |
| PONTEVEDRA                  | 0         | 4                   | 41                     | 82           | 58                                    | 0                          | 0                                  | 0               | 185                               |
| MADRID                      | 6         | 40                  | 75                     | 76           | 45                                    | 0                          | 0                                  | 0               | 242                               |
| MURCIA                      | 3         | 27                  | 50                     | 62           | 203                                   | 4                          | 0                                  | 0               | 349                               |
| NAVARRA                     | 2         | 0                   | 2                      | 5            | 0                                     | 1                          | 0                                  | 0               | 10                                |
| PAÍS VASCO                  | 1         | 6                   | 9                      | 31           | 10                                    | 1                          | 0                                  | 0               | 58                                |
| ARABA/ÁLAVA                 | 0         | 0                   | 0                      | 1            | 0                                     | 0                          | 0                                  | 0               | 1                                 |
| GIPUZKOA                    | 0         | 1                   | 1                      | 5            | 0                                     | 0                          | 0                                  | 0               | 7                                 |
| BIZKAIA                     | 1         | 5                   | 8                      | 25           | 10                                    | 1                          | 0                                  | 0               | 50                                |
| LA RIOJA                    | 0         | 1                   | 0                      | 0            | 3                                     | 0                          | 0                                  | 0               | 4                                 |
| CEUTA                       | 1         | 3                   | 3                      | 6            | 39                                    | 0                          | 0                                  | 0               | 52                                |
| MELILLA                     | 0         | 4                   | 3                      | 2            | 43                                    | 1                          | 0                                  | 0               | 53                                |
| <b>TOTAL ESTADO</b>         | <b>84</b> | <b>276</b>          | <b>656</b>             | <b>1.028</b> | <b>2.899</b>                          | <b>352</b>                 | <b>1</b>                           | <b>44</b>       | <b>5.340</b>                      |

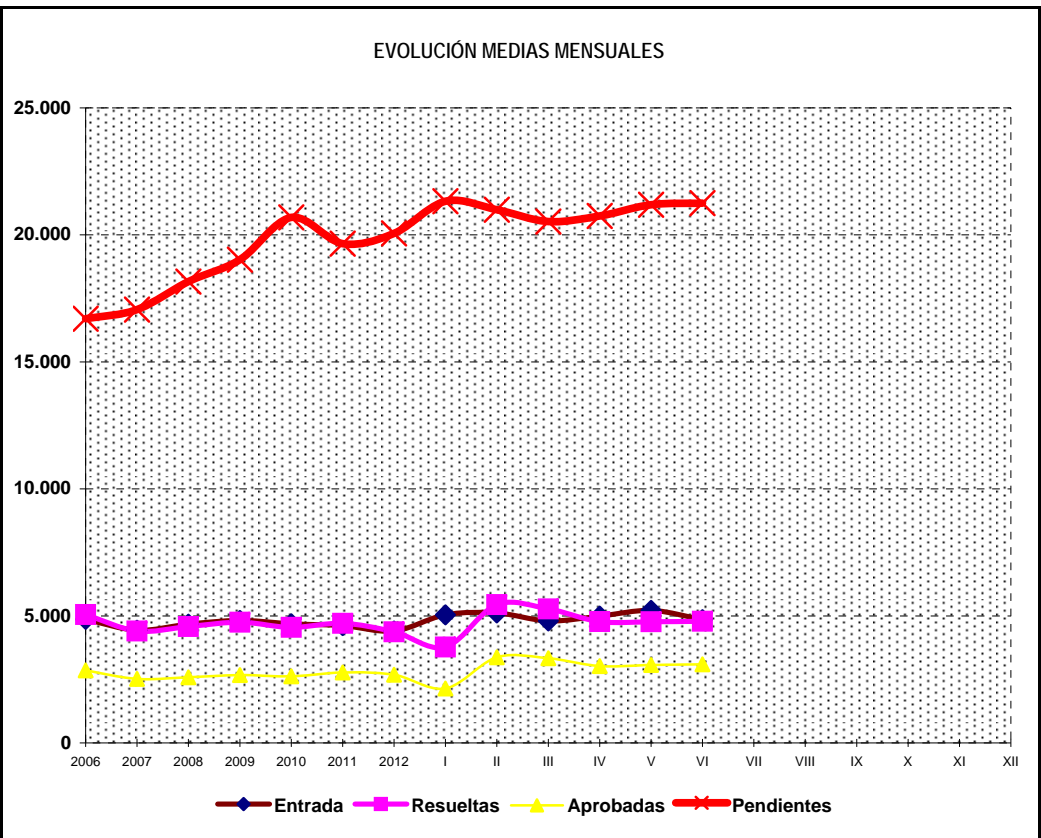
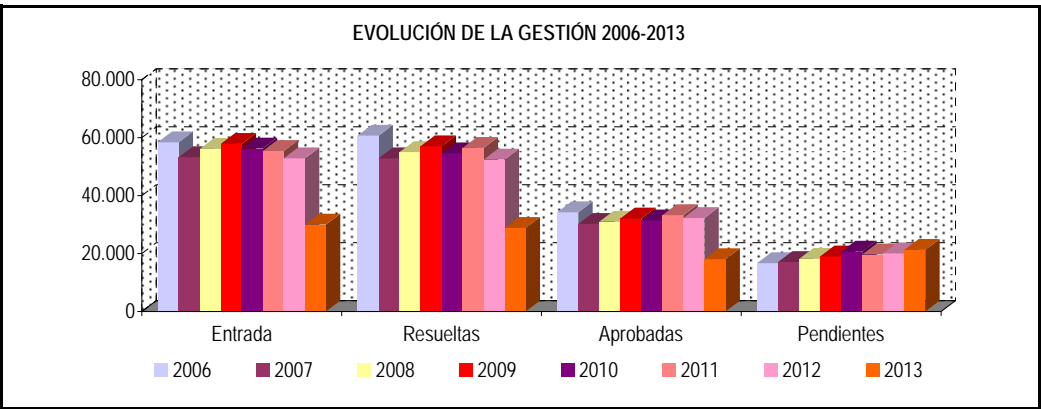
1d PNCs DE LA SEGURIDAD SOCIAL: DATOS DE LA GESTIÓN MENSUAL Y ANUAL

## R.D.L. 1/1994, DE 20 DE JUNIO; T. REF. LGSS PNCs DE LA SEGURIDAD SOCIAL

|  |      | Entrada | Resueltas | % R./E. | Aprobadas | No Aprob. | Pendientes |
|--|------|---------|-----------|---------|-----------|-----------|------------|
| GESTIÓN  | 2006 | 58.379  | 60.644    | 103,88% | 34.262    | 26.382    | 16.702     |
|  | 2007 | 53.253  | 52.898    | 99,33%  | 30.248    | 22.650    | 17.057     |
|  | 2008 | 56.116  | 55.013    | 98,03%  | 30.978    | 24.035    | 18.160     |
|  | 2009 | 57.869  | 57.003    | 98,50%  | 32.093    | 24.910    | 19.026     |
|  | 2010 | 56.253  | 54.589    | 97,04%  | 31.450    | 23.139    | 20.690     |
|  | 2011 | 55.421  | 56.457    | 101,87% | 33.276    | 23.181    | 19.654     |
|  | 2012 | 52.856  | 52.452    | 99,24%  | 32.240    | 20.212    | 20.058     |
| MENSUALES*   | 2006 | 4.865   | 5.054     |         | 2.855     | 2.199     | 16.702     |
|  | 2007 | 4.438   | 4.408     |         | 2.521     | 1.888     | 17.057     |
|  | 2008 | 4.676   | 4.584     |         | 2.582     | 2.003     | 18.160     |
|  | 2009 | 4.822   | 4.750     |         | 2.674     | 2.076     | 19.026     |
|  | 2010 | 4.688   | 4.549     |         | 2.621     | 1.928     | 20.690     |
|  | 2011 | 4.618   | 4.705     |         | 2.773     | 1.932     | 19.654     |
|  | 2012 | 4.405   | 4.371     |         | 2.687     | 1.684     | 20.058     |
| 2013   |      |         |           |         |           |           |            |
| I<br>II<br>III<br>IV<br>V<br>VI<br>VII<br>VIII<br>IX<br>X<br>XI<br>XII |      | 5.042   | 3.776     | 74,89%  | 2.140     | 1.636     | 21.324     |
|  |      | 5.117   | 5.446     | 106,43% | 3.374     | 2.072     | 20.995     |
|  |      | 4.805   | 5.273     | 109,74% | 3.336     | 1.937     | 20.527     |
|  |      | 4.992   | 4.775     | 95,65%  | 3.023     | 1.752     | 20.744     |
|  |      | 5.215   | 4.772     | 91,51%  | 3.071     | 1.701     | 21.187     |
|  |      | 4.853   | 4.791     | 98,72%  | 3.095     | 1.696     | 21.249     |
|  |      |         |           |         |           |           |            |
|  |      |         |           |         |           |           |            |
|  |      |         |           |         |           |           |            |
|  |      |         |           |         |           |           |            |
|  |      |         |           |         |           |           |            |
|  |      |         |           |         |           |           |            |
|  |      | 30.024  | 28.833    | 96,03%  | 18.039    | 10.794    | 21.249     |

\* Pendientes reales

## TOTAL: JUBILACIÓN MÁS INVALIDEZ



## PENSIONES NO CONTRIBUTIVAS DE JUBILACIÓN E INVALIDEZ

### DATOS CONJUNTOS DE GESTIÓN CORRESPONDIENTES AL MES DE JUNIO DE 2013

| CC.AA.<br>Y/O<br>PROVINCIAS | PTES.<br>MES<br>ANTERIOR | SOLICITUDES<br>PRESENTADAS |          |          |          |            | A<br>RESOLV.<br>MES | SOLICITUDES RESUELTAS |          |           |          |            |              |           |              |              | PTES.<br>FIN<br>MES |
|-----------------------------|--------------------------|----------------------------|----------|----------|----------|------------|---------------------|-----------------------|----------|-----------|----------|------------|--------------|-----------|--------------|--------------|---------------------|
|                             |                          |                            |          |          |          |            |                     | APROBADAS             |          |           |          |            | NO APROBADAS |           | TOTAL        |              |                     |
|                             |                          | NUEVAS                     | LISMI    | PAS      | INSS     | TOTAL      |                     | NUEVAS                | LISMI    | PAS       | INSS     | TOTAL      | DNG          | CAD-DES   |              |              |                     |
| <b>ANDALUCÍA</b>            | <b>3.961</b>             | <b>952</b>                 | <b>0</b> | <b>3</b> | <b>0</b> | <b>955</b> | <b>4.916</b>        | <b>705</b>            | <b>7</b> | <b>16</b> | <b>0</b> | <b>728</b> | <b>355</b>   | <b>70</b> | <b>1.153</b> | <b>3.763</b> |                     |
| ALMERÍA                     | 72                       | 70                         | 0        | 0        | 0        | 70         | 142                 | 40                    | 0        | 0         | 0        | 40         | 13           | 7         | 60           | 82           |                     |
| CÁDIZ                       | 525                      | 71                         | 0        | 1        | 0        | 72         | 597                 | 97                    | 1        | 7         | 0        | 105        | 24           | 9         | 138          | 459          |                     |
| CÓRDOBA                     | 175                      | 73                         | 0        | 0        | 0        | 73         | 248                 | 62                    | 2        | 4         | 0        | 68         | 8            | 2         | 78           | 170          |                     |
| GRANADA                     | 185                      | 66                         | 0        | 0        | 0        | 66         | 251                 | 41                    | 0        | 2         | 0        | 43         | 19           | 5         | 67           | 184          |                     |
| HUELVA                      | 111                      | 67                         | 0        | 1        | 0        | 68         | 179                 | 58                    | 0        | 1         | 0        | 59         | 22           | 6         | 87           | 92           |                     |
| JAÉN                        | 110                      | 54                         | 0        | 0        | 0        | 54         | 164                 | 50                    | 0        | 0         | 0        | 50         | 7            | 2         | 59           | 105          |                     |
| MÁLAGA                      | 599                      | 228                        | 0        | 1        | 0        | 229        | 828                 | 185                   | 3        | 0         | 0        | 188        | 54           | 24        | 266          | 562          |                     |
| SEVILLA                     | 2.184                    | 323                        | 0        | 0        | 0        | 323        | 2.507               | 172                   | 1        | 2         | 0        | 175        | 208          | 15        | 398          | 2.109        |                     |
| <b>ARAGÓN</b>               | <b>98</b>                | <b>87</b>                  | <b>0</b> | <b>0</b> | <b>0</b> | <b>87</b>  | <b>185</b>          | <b>71</b>             | <b>0</b> | <b>0</b>  | <b>1</b> | <b>72</b>  | <b>18</b>    | <b>2</b>  | <b>92</b>    | <b>93</b>    |                     |
| HUESCA                      | 24                       | 17                         | 0        | 0        | 0        | 17         | 41                  | 13                    | 0        | 0         | 1        | 14         | 2            | 0         | 16           | 25           |                     |
| TERUEL                      | 17                       | 8                          | 0        | 0        | 0        | 8          | 25                  | 7                     | 0        | 0         | 0        | 7          | 3            | 0         | 10           | 15           |                     |
| ZARAGOZA                    | 57                       | 62                         | 0        | 0        | 0        | 62         | 119                 | 51                    | 0        | 0         | 0        | 51         | 13           | 2         | 66           | 53           |                     |
| <b>ASTURIAS</b>             | <b>333</b>               | <b>97</b>                  | <b>0</b> | <b>0</b> | <b>1</b> | <b>98</b>  | <b>431</b>          | <b>36</b>             | <b>0</b> | <b>0</b>  | <b>0</b> | <b>36</b>  | <b>26</b>    | <b>2</b>  | <b>64</b>    | <b>367</b>   |                     |
| <b>ILLES BALEARS</b>        | <b>106</b>               | <b>83</b>                  | <b>0</b> | <b>0</b> | <b>0</b> | <b>83</b>  | <b>189</b>          | <b>51</b>             | <b>0</b> | <b>0</b>  | <b>0</b> | <b>51</b>  | <b>26</b>    | <b>4</b>  | <b>81</b>    | <b>108</b>   |                     |
| <b>CANARIAS</b>             | <b>4.814</b>             | <b>276</b>                 | <b>1</b> | <b>4</b> | <b>1</b> | <b>282</b> | <b>5.096</b>        | <b>168</b>            | <b>0</b> | <b>5</b>  | <b>0</b> | <b>173</b> | <b>138</b>   | <b>48</b> | <b>359</b>   | <b>4.737</b> |                     |
| LAS PALMAS                  | 2.518                    | 45                         | 0        | 3        | 0        | 48         | 2.566               | 78                    | 0        | 2         | 0        | 80         | 63           | 23        | 166          | 2.400        |                     |
| S.C. TENERIFE               | 2.296                    | 231                        | 1        | 1        | 1        | 234        | 2.530               | 90                    | 0        | 3         | 0        | 93         | 75           | 25        | 193          | 2.337        |                     |
| <b>CANTABRIA</b>            | <b>177</b>               | <b>34</b>                  | <b>0</b> | <b>0</b> | <b>0</b> | <b>34</b>  | <b>211</b>          | <b>66</b>             | <b>1</b> | <b>1</b>  | <b>0</b> | <b>68</b>  | <b>11</b>    | <b>0</b>  | <b>79</b>    | <b>132</b>   |                     |
| <b>CASTILLA Y LEÓN</b>      | <b>644</b>               | <b>175</b>                 | <b>1</b> | <b>0</b> | <b>0</b> | <b>176</b> | <b>820</b>          | <b>192</b>            | <b>2</b> | <b>0</b>  | <b>0</b> | <b>194</b> | <b>52</b>    | <b>13</b> | <b>259</b>   | <b>561</b>   |                     |
| ÁVILA                       | 5                        | 23                         | 0        | 0        | 0        | 23         | 28                  | 21                    | 0        | 0         | 0        | 21         | 6            | 0         | 27           | 1            |                     |
| BURGOS                      | 205                      | 15                         | 0        | 0        | 0        | 15         | 220                 | 19                    | 0        | 0         | 0        | 19         | 7            | 2         | 28           | 192          |                     |
| LEÓN                        | 96                       | 32                         | 0        | 0        | 0        | 32         | 128                 | 24                    | 1        | 0         | 0        | 25         | 13           | 2         | 40           | 88           |                     |
| PALENCIA                    | 41                       | 13                         | 0        | 0        | 0        | 13         | 54                  | 23                    | 0        | 0         | 0        | 23         | 8            | 2         | 33           | 21           |                     |
| SALAMANCA                   | 104                      | 30                         | 0        | 0        | 0        | 30         | 134                 | 30                    | 0        | 0         | 0        | 30         | 6            | 0         | 36           | 98           |                     |
| SEGOVIA                     | 32                       | 7                          | 0        | 0        | 0        | 7          | 39                  | 5                     | 0        | 0         | 0        | 5          | 1            | 1         | 7            | 32           |                     |
| SORIA                       | 4                        | 2                          | 1        | 0        | 0        | 3          | 7                   | 4                     | 0        | 0         | 0        | 4          | 1            | 0         | 5            | 2            |                     |
| VALLADOLID                  | 103                      | 32                         | 0        | 0        | 0        | 32         | 135                 | 47                    | 0        | 0         | 0        | 47         | 8            | 5         | 60           | 75           |                     |
| ZAMORA                      | 54                       | 21                         | 0        | 0        | 0        | 21         | 75                  | 19                    | 1        | 0         | 0        | 20         | 2            | 1         | 23           | 52           |                     |
| <b>CASTILLA-LA MANCHA</b>   | <b>785</b>               | <b>254</b>                 | <b>0</b> | <b>1</b> | <b>2</b> | <b>257</b> | <b>1.042</b>        | <b>102</b>            | <b>0</b> | <b>1</b>  | <b>0</b> | <b>103</b> | <b>42</b>    | <b>11</b> | <b>156</b>   | <b>886</b>   |                     |
| ALBACETE                    | 128                      | 46                         | 0        | 0        | 0        | 46         | 174                 | 29                    | 0        | 1         | 0        | 30         | 15           | 1         | 46           | 128          |                     |
| CIUDAD REAL                 | 17                       | 43                         | 0        | 0        | 0        | 43         | 60                  | 19                    | 0        | 0         | 0        | 19         | 8            | 2         | 29           | 31           |                     |
| CUENCA                      | 43                       | 20                         | 0        | 0        | 0        | 20         | 63                  | 21                    | 0        | 0         | 0        | 21         | 6            | 0         | 27           | 36           |                     |
| GUADALAJARA                 | 24                       | 28                         | 0        | 1        | 2        | 31         | 55                  | 11                    | 0        | 0         | 0        | 11         | 6            | 1         | 18           | 37           |                     |
| TOLEDO                      | 573                      | 117                        | 0        | 0        | 0        | 117        | 690                 | 22                    | 0        | 0         | 0        | 22         | 7            | 7         | 36           | 654          |                     |

(Continúa al dorso)

| CC.AA.<br>Y/O<br>PROVINCIAS | PTES.<br>MES<br>ANTERIOR | SOLICITUDES<br>PRESENTADAS |       |     |      |       | A<br>RESOLV.<br>MES | SOLICITUDES RESUELTAS |       |     |      |       |              |         |       |       | PTES.<br>FIN<br>MES |
|-----------------------------|--------------------------|----------------------------|-------|-----|------|-------|---------------------|-----------------------|-------|-----|------|-------|--------------|---------|-------|-------|---------------------|
|                             |                          |                            |       |     |      |       |                     | APROBADAS             |       |     |      |       | NO APROBADAS |         | TOTAL |       |                     |
|                             |                          | NUEVAS                     | LISMI | PAS | INSS | TOTAL |                     | NUEVAS                | LISMI | PAS | INSS | TOTAL | DNG          | CAD-DES |       |       |                     |
| CATALUNYA                   | 5.253                    | 869                        | 1     | 0   | 9    | 879   | 6.132               | 288                   | 0     | 0   | 15   | 303   | 169          | 52      | 524   | 5.608 |                     |
| BARCELONA                   | 3.927                    | 663                        | 0     | 0   | 6    | 669   | 4.596               | 211                   | 0     | 0   | 10   | 221   | 132          | 33      | 386   | 4.210 |                     |
| GIRONA                      | 418                      | 78                         | 1     | 0   | 2    | 81    | 499                 | 27                    | 0     | 0   | 1    | 28    | 17           | 4       | 49    | 450   |                     |
| LLEIDA                      | 243                      | 26                         | 0     | 0   | 0    | 26    | 269                 | 14                    | 0     | 0   | 0    | 14    | 12           | 5       | 31    | 238   |                     |
| TARRAGONA                   | 665                      | 102                        | 0     | 0   | 1    | 103   | 768                 | 36                    | 0     | 0   | 4    | 40    | 8            | 10      | 58    | 710   |                     |
| COMUNIDAD VALENCIANA        | 1.469                    | 498                        | 2     | 4   | 0    | 504   | 1.973               | 336                   | 2     | 1   | 1    | 340   | 118          | 19      | 477   | 1.496 |                     |
| ALICANTE                    | 447                      | 186                        | 2     | 3   | 0    | 191   | 638                 | 80                    | 1     | 0   | 1    | 82    | 37           | 1       | 120   | 518   |                     |
| CASTELLÓN                   | 128                      | 58                         | 0     | 0   | 0    | 58    | 186                 | 60                    | 0     | 0   | 0    | 60    | 13           | 7       | 80    | 106   |                     |
| VALENCIA                    | 894                      | 254                        | 0     | 1   | 0    | 255   | 1.149               | 196                   | 1     | 1   | 0    | 198   | 68           | 11      | 277   | 872   |                     |
| EXTREMADURA                 | 76                       | 144                        | 1     | 1   | 0    | 146   | 222                 | 108                   | 0     | 0   | 0    | 108   | 20           | 20      | 148   | 74    |                     |
| BADAJOS                     | 10                       | 110                        | 0     | 1   | 0    | 111   | 121                 | 78                    | 0     | 0   | 0    | 78    | 15           | 16      | 109   | 12    |                     |
| CÁCERES                     | 66                       | 34                         | 1     | 0   | 0    | 35    | 101                 | 30                    | 0     | 0   | 0    | 30    | 5            | 4       | 39    | 62    |                     |
| GALICIA                     | 1.308                    | 395                        | 0     | 0   | 0    | 395   | 1.703               | 268                   | 2     | 0   | 4    | 274   | 131          | 13      | 418   | 1.285 |                     |
| A CORUÑA                    | 676                      | 146                        | 0     | 0   | 0    | 146   | 822                 | 135                   | 1     | 0   | 4    | 140   | 48           | 3       | 191   | 631   |                     |
| LUGO                        | 55                       | 35                         | 0     | 0   | 0    | 35    | 90                  | 17                    | 1     | 0   | 0    | 18    | 10           | 2       | 30    | 60    |                     |
| OURENSE                     | 146                      | 51                         | 0     | 0   | 0    | 51    | 197                 | 21                    | 0     | 0   | 0    | 21    | 16           | 0       | 37    | 160   |                     |
| PONTEVEDRA                  | 431                      | 163                        | 0     | 0   | 0    | 163   | 594                 | 95                    | 0     | 0   | 0    | 95    | 57           | 8       | 160   | 434   |                     |
| MADRID                      | 981                      | 531                        | 2     | 9   | 0    | 542   | 1.523               | 321                   | 2     | 9   | 0    | 332   | 115          | 56      | 503   | 1.020 |                     |
| MURCIA                      | 731                      | 200                        | 1     | 0   | 3    | 204   | 935                 | 131                   | 0     | 0   | 1    | 132   | 78           | 15      | 225   | 710   |                     |
| NAVARRA                     | 50                       | 22                         | 1     | 0   | 1    | 24    | 74                  | 23                    | 0     | 0   | 0    | 23    | 4            | 0       | 27    | 47    |                     |
| PAÍS VASCO                  | 195                      | 118                        | 0     | 0   | 0    | 118   | 313                 | 102                   | 0     | 0   | 0    | 102   | 26           | 6       | 134   | 179   |                     |
| ARABA/ÁLAVA                 | 1                        | 17                         | 0     | 0   | 0    | 17    | 18                  | 16                    | 0     | 0   | 0    | 16    | 0            | 0       | 16    | 2     |                     |
| GIPUZKOA                    | 24                       | 34                         | 0     | 0   | 0    | 34    | 58                  | 33                    | 0     | 0   | 0    | 33    | 5            | 0       | 38    | 20    |                     |
| BIZKAIA                     | 170                      | 67                         | 0     | 0   | 0    | 67    | 237                 | 53                    | 0     | 0   | 0    | 53    | 21           | 6       | 80    | 157   |                     |
| LA RIOJA                    | 42                       | 10                         | 0     | 0   | 0    | 10    | 52                  | 26                    | 0     | 0   | 0    | 26    | 2            | 0       | 28    | 24    |                     |
| CEUTA                       | 72                       | 22                         | 0     | 0   | 0    | 22    | 94                  | 11                    | 0     | 0   | 0    | 11    | 9            | 5       | 25    | 69    |                     |
| MELILLA                     | 92                       | 35                         | 2     | 0   | 0    | 37    | 129                 | 19                    | 0     | 0   | 0    | 19    | 20           | 0       | 39    | 90    |                     |

|              |        |       |    |    |    |       |        |       |    |    |    |       |       |     |       |        |
|--------------|--------|-------|----|----|----|-------|--------|-------|----|----|----|-------|-------|-----|-------|--------|
| TOTAL ESTADO | 21.187 | 4.802 | 12 | 22 | 17 | 4.853 | 26.040 | 3.024 | 16 | 33 | 22 | 3.095 | 1.360 | 336 | 4.791 | 21.249 |
|--------------|--------|-------|----|----|----|-------|--------|-------|----|----|----|-------|-------|-----|-------|--------|

## PENSIONES NO CONTRIBUTIVAS DE JUBILACIÓN E INVALIDEZ

### CAUSAS DE DENEGACIÓN CONJUNTAS CORRESPONDIENTES AL MES DE JUNIO DE 2013

| CC.AA.<br>Y/O<br>PROVINCIAS | EDAD | RESIDENCIA<br>LEGAL | RECURSOS   |        | GRADO<br>DISCAPACIDAD<br>ENF. CRÓNICA | PRESTACIÓN<br>INCOMPATIBLE | SOLICITAR<br>SIN PASAR<br>DOS AÑOS | SIN<br>DESGLOSAR | TOTAL<br>CAUSAS DE<br>DENEGACIÓN |
|-----------------------------|------|---------------------|------------|--------|---------------------------------------|----------------------------|------------------------------------|------------------|----------------------------------|
|                             |      |                     | ECONÓMICOS |        |                                       |                            |                                    |                  |                                  |
|                             |      |                     | PERSONALES | U.E.C. |                                       |                            |                                    |                  |                                  |
| ANDALUCÍA                   | 16   | 31                  | 35         | 42     | 201                                   | 5                          | 0                                  | 25               | 355                              |
| ALMERÍA                     | 1    | 2                   | 1          | 1      | 7                                     | 1                          | 0                                  | 0                | 13                               |
| CÁDIZ                       | 2    | 1                   | 3          | 5      | 12                                    | 1                          | 0                                  | 0                | 24                               |
| CÓRDOBA                     | 2    | 1                   | 1          | 2      | 0                                     | 0                          | 0                                  | 2                | 8                                |
| GRANADA                     | 2    | 4                   | 2          | 4      | 3                                     | 1                          | 0                                  | 3                | 19                               |
| HUELVA                      | 1    | 3                   | 4          | 5      | 7                                     | 2                          | 0                                  | 0                | 22                               |
| JAÉN                        | 1    | 0                   | 1          | 0      | 5                                     | 0                          | 0                                  | 0                | 7                                |
| MÁLAGA                      | 1    | 15                  | 7          | 9      | 20                                    | 0                          | 0                                  | 2                | 54                               |
| SEVILLA                     | 6    | 5                   | 16         | 16     | 147                                   | 0                          | 0                                  | 18               | 208                              |
| ARAGÓN                      | 0    | 1                   | 3          | 9      | 4                                     | 1                          | 0                                  | 0                | 18                               |
| HUESCA                      | 0    | 0                   | 1          | 1      | 0                                     | 0                          | 0                                  | 0                | 2                                |
| TERUEL                      | 0    | 0                   | 0          | 0      | 3                                     | 0                          | 0                                  | 0                | 3                                |
| ZARAGOZA                    | 0    | 1                   | 2          | 8      | 1                                     | 1                          | 0                                  | 0                | 13                               |
| ASTURIAS                    | 2    | 1                   | 2          | 7      | 14                                    | 0                          | 0                                  | 0                | 26                               |
| ILLES BALEARS               | 0    | 9                   | 2          | 3      | 12                                    | 0                          | 0                                  | 0                | 26                               |
| CANARIAS                    | 2    | 19                  | 16         | 18     | 83                                    | 0                          | 0                                  | 0                | 138                              |
| LAS PALMAS                  | 1    | 7                   | 10         | 8      | 37                                    | 0                          | 0                                  | 0                | 63                               |
| S.C. TENERIFE               | 1    | 12                  | 6          | 10     | 46                                    | 0                          | 0                                  | 0                | 75                               |
| CANTABRIA                   | 0    | 0                   | 1          | 9      | 1                                     | 0                          | 0                                  | 0                | 11                               |
| CASTILLA Y LEÓN             | 1    | 8                   | 12         | 19     | 9                                     | 3                          | 0                                  | 0                | 52                               |
| ÁVILA                       | 0    | 2                   | 2          | 2      | 0                                     | 0                          | 0                                  | 0                | 6                                |
| BURGOS                      | 1    | 1                   | 0          | 2      | 3                                     | 0                          | 0                                  | 0                | 7                                |
| LEÓN                        | 0    | 1                   | 3          | 4      | 3                                     | 2                          | 0                                  | 0                | 13                               |
| PALENCIA                    | 0    | 1                   | 0          | 4      | 2                                     | 1                          | 0                                  | 0                | 8                                |
| SALAMANCA                   | 0    | 2                   | 3          | 0      | 1                                     | 0                          | 0                                  | 0                | 6                                |
| SEGOVIA                     | 0    | 1                   | 0          | 0      | 0                                     | 0                          | 0                                  | 0                | 1                                |
| SORIA                       | 0    | 0                   | 0          | 1      | 0                                     | 0                          | 0                                  | 0                | 1                                |
| VALLADOLID                  | 0    | 0                   | 4          | 4      | 0                                     | 0                          | 0                                  | 0                | 8                                |
| ZAMORA                      | 0    | 0                   | 0          | 2      | 0                                     | 0                          | 0                                  | 0                | 2                                |
| CASTILLA-LA MANCHA          | 4    | 5                   | 10         | 15     | 5                                     | 3                          | 0                                  | 0                | 42                               |
| ALBACETE                    | 0    | 3                   | 1          | 6      | 4                                     | 1                          | 0                                  | 0                | 15                               |
| CIUDAD REAL                 | 1    | 0                   | 2          | 3      | 0                                     | 2                          | 0                                  | 0                | 8                                |
| CUENCA                      | 0    | 1                   | 1          | 3      | 1                                     | 0                          | 0                                  | 0                | 6                                |
| GUADALAJARA                 | 0    | 0                   | 4          | 2      | 0                                     | 0                          | 0                                  | 0                | 6                                |
| TOLEDO                      | 3    | 1                   | 2          | 1      | 0                                     | 0                          | 0                                  | 0                | 7                                |

(Continúa al dorso)

| CC.AA.<br>Y/O<br>PROVINCIAS | EDAD      | RESIDENCIA<br>LEGAL | RECURSOS<br>ECONÓMICOS |            | GRADO<br>DISCAPACIDAD<br>ENF. CRÓNICA | PRESTACIÓN<br>INCOMPATIBLE | SOLICITAR<br>SIN PASAR<br>DOS AÑOS | SIN<br>DESGLOSAR | TOTAL<br>CAUSAS DE<br>DENEGACIÓN |
|-----------------------------|-----------|---------------------|------------------------|------------|---------------------------------------|----------------------------|------------------------------------|------------------|----------------------------------|
|                             |           |                     | PERSONALES             | U.E.C.     |                                       |                            |                                    |                  |                                  |
|                             |           |                     | CATALUNYA              | 2          |                                       |                            |                                    |                  |                                  |
| BARCELONA                   | 2         | 7                   | 25                     | 34         | 45                                    | 19                         | 0                                  | 0                | 132                              |
| GIRONA                      | 0         | 3                   | 0                      | 3          | 8                                     | 3                          | 0                                  | 0                | 17                               |
| LLEIDA                      | 0         | 0                   | 0                      | 7          | 5                                     | 0                          | 0                                  | 0                | 12                               |
| TARRAGONA                   | 0         | 1                   | 1                      | 3          | 1                                     | 2                          | 0                                  | 0                | 8                                |
| COMUNIDAD VALENCIANA        | 6         | 6                   | 22                     | 52         | 23                                    | 9                          | 0                                  | 0                | 118                              |
| ALICANTE                    | 2         | 1                   | 6                      | 18         | 8                                     | 2                          | 0                                  | 0                | 37                               |
| CASTELLÓN                   | 1         | 1                   | 1                      | 3          | 6                                     | 1                          | 0                                  | 0                | 13                               |
| VALENCIA                    | 3         | 4                   | 15                     | 31         | 9                                     | 6                          | 0                                  | 0                | 68                               |
| EXTREMADURA                 | 2         | 0                   | 4                      | 4          | 10                                    | 0                          | 0                                  | 0                | 20                               |
| BADAJOS                     | 2         | 0                   | 4                      | 2          | 7                                     | 0                          | 0                                  | 0                | 15                               |
| CÁCERES                     | 0         | 0                   | 0                      | 2          | 3                                     | 0                          | 0                                  | 0                | 5                                |
| GALICIA                     | 1         | 8                   | 29                     | 64         | 28                                    | 1                          | 0                                  | 0                | 131                              |
| A CORUÑA                    | 1         | 4                   | 8                      | 21         | 13                                    | 1                          | 0                                  | 0                | 48                               |
| LUGO                        | 0         | 0                   | 2                      | 8          | 0                                     | 0                          | 0                                  | 0                | 10                               |
| OURENSE                     | 0         | 0                   | 1                      | 5          | 10                                    | 0                          | 0                                  | 0                | 16                               |
| PONTEVEDRA                  | 0         | 4                   | 18                     | 30         | 5                                     | 0                          | 0                                  | 0                | 57                               |
| MADRID                      | 7         | 32                  | 22                     | 47         | 7                                     | 0                          | 0                                  | 0                | 115                              |
| MURCIA                      | 1         | 7                   | 13                     | 13         | 43                                    | 1                          | 0                                  | 0                | 78                               |
| NAVARRA                     | 0         | 2                   | 1                      | 1          | 0                                     | 0                          | 0                                  | 0                | 4                                |
| PAÍS VASCO                  | 0         | 6                   | 5                      | 11         | 3                                     | 1                          | 0                                  | 0                | 26                               |
| ARABA/ÁLAVA                 | 0         | 0                   | 0                      | 0          | 0                                     | 0                          | 0                                  | 0                | 0                                |
| GIPUZKOA                    | 0         | 1                   | 1                      | 3          | 0                                     | 0                          | 0                                  | 0                | 5                                |
| BIZKAIA                     | 0         | 5                   | 4                      | 8          | 3                                     | 1                          | 0                                  | 0                | 21                               |
| LA RIOJA                    | 0         | 1                   | 0                      | 0          | 1                                     | 0                          | 0                                  | 0                | 2                                |
| CEUTA                       | 0         | 0                   | 1                      | 3          | 5                                     | 0                          | 0                                  | 0                | 9                                |
| MELILLA                     | 0         | 3                   | 2                      | 4          | 11                                    | 0                          | 0                                  | 0                | 20                               |
| <b>TOTAL ESTADO</b>         | <b>44</b> | <b>150</b>          | <b>206</b>             | <b>368</b> | <b>519</b>                            | <b>48</b>                  | <b>0</b>                           | <b>25</b>        | <b>1.360</b>                     |

## PENSIONES NO CONTRIBUTIVAS DE JUBILACIÓN E INVALIDEZ

### DATOS ACUMULADOS DE GESTIÓN CORRESPONDIENTES AL AÑO 2013 HASTA JUNIO

| CC.AA.<br>Y/O<br>PROVINCIAS | PTES.<br>AÑO<br>ANTERIOR | SOLICITUDES  |           |           |              |              | A<br>RESOLV.<br>AÑO | SOLICITUDES RESUELTAS |           |           |           |              |              |            |              |              | PTES.<br>FINAL |
|-----------------------------|--------------------------|--------------|-----------|-----------|--------------|--------------|---------------------|-----------------------|-----------|-----------|-----------|--------------|--------------|------------|--------------|--------------|----------------|
|                             |                          | PRESENTADAS  |           |           | DISCAPACIDAD |              |                     | APROBADAS             |           |           |           |              | NO APROBADAS |            | TOTAL        |              |                |
|                             |                          | NUEVAS       | LISMI     | PAS       | INSS         | TOTAL        |                     | NUEVAS                | LISMI     | PAS       | INSS      | TOTAL        | DNG          | CAD-DES    |              |              |                |
| <b>ANDALUCÍA</b>            | <b>3.980</b>             | <b>6.057</b> | <b>8</b>  | <b>42</b> | <b>0</b>     | <b>6.107</b> | <b>10.087</b>       | <b>4.132</b>          | <b>17</b> | <b>87</b> | <b>0</b>  | <b>4.236</b> | <b>1.772</b> | <b>316</b> | <b>6.324</b> | <b>3.763</b> |                |
| ALMERÍA                     | 56                       | 404          | 0         | 0         | 0            | 404          | 460                 | 266                   | 0         | 1         | 0         | 267          | 90           | 21         | 378          | 82           |                |
| CÁDIZ                       | 822                      | 711          | 0         | 12        | 0            | 723          | 1.545               | 803                   | 1         | 24        | 0         | 828          | 212          | 46         | 1.086        | 459          |                |
| CÓRDOBA                     | 284                      | 525          | 4         | 16        | 0            | 545          | 829                 | 483                   | 4         | 21        | 0         | 508          | 111          | 40         | 659          | 170          |                |
| GRANADA                     | 173                      | 482          | 0         | 1         | 0            | 483          | 656                 | 313                   | 0         | 3         | 0         | 316          | 132          | 24         | 472          | 184          |                |
| HUELVA                      | 57                       | 449          | 0         | 2         | 0            | 451          | 508                 | 288                   | 0         | 1         | 0         | 289          | 102          | 25         | 416          | 92           |                |
| JAÉN                        | 85                       | 311          | 2         | 1         | 0            | 314          | 399                 | 208                   | 1         | 7         | 0         | 216          | 65           | 13         | 294          | 105          |                |
| MÁLAGA                      | 463                      | 1.350        | 2         | 5         | 0            | 1.357        | 1.820               | 847                   | 6         | 7         | 0         | 860          | 315          | 83         | 1.258        | 562          |                |
| SEVILLA                     | 2.040                    | 1.825        | 0         | 5         | 0            | 1.830        | 3.870               | 924                   | 5         | 23        | 0         | 952          | 745          | 64         | 1.761        | 2.109        |                |
| <b>ARAGÓN</b>               | <b>80</b>                | <b>501</b>   | <b>57</b> | <b>1</b>  | <b>2</b>     | <b>561</b>   | <b>641</b>          | <b>409</b>            | <b>0</b>  | <b>1</b>  | <b>1</b>  | <b>411</b>   | <b>116</b>   | <b>21</b>  | <b>548</b>   | <b>93</b>    |                |
| HUESCA                      | 13                       | 95           | 2         | 0         | 2            | 99           | 112                 | 66                    | 0         | 0         | 1         | 67           | 17           | 3          | 87           | 25           |                |
| TERUEL                      | 9                        | 44           | 0         | 0         | 0            | 44           | 53                  | 26                    | 0         | 0         | 0         | 26           | 10           | 2          | 38           | 15           |                |
| ZARAGOZA                    | 58                       | 362          | 55        | 1         | 0            | 418          | 476                 | 317                   | 0         | 1         | 0         | 318          | 89           | 16         | 423          | 53           |                |
| <b>ASTURIAS</b>             | <b>297</b>               | <b>603</b>   | <b>3</b>  | <b>0</b>  | <b>13</b>    | <b>619</b>   | <b>916</b>          | <b>337</b>            | <b>4</b>  | <b>1</b>  | <b>13</b> | <b>355</b>   | <b>136</b>   | <b>58</b>  | <b>549</b>   | <b>367</b>   |                |
| <b>ILLES BALEARS</b>        | <b>69</b>                | <b>655</b>   | <b>0</b>  | <b>1</b>  | <b>0</b>     | <b>656</b>   | <b>725</b>          | <b>396</b>            | <b>1</b>  | <b>1</b>  | <b>0</b>  | <b>398</b>   | <b>172</b>   | <b>47</b>  | <b>617</b>   | <b>108</b>   |                |
| <b>CANARIAS</b>             | <b>4.999</b>             | <b>2.283</b> | <b>2</b>  | <b>26</b> | <b>9</b>     | <b>2.320</b> | <b>7.319</b>        | <b>1.448</b>          | <b>2</b>  | <b>24</b> | <b>4</b>  | <b>1.478</b> | <b>947</b>   | <b>157</b> | <b>2.582</b> | <b>4.737</b> |                |
| LAS PALMAS                  | 2.702                    | 898          | 1         | 13        | 0            | 912          | 3.614               | 637                   | 0         | 12        | 0         | 649          | 481          | 84         | 1.214        | 2.400        |                |
| S.C. TENERIFE               | 2.297                    | 1.385        | 1         | 13        | 9            | 1.408        | 3.705               | 811                   | 2         | 12        | 4         | 829          | 466          | 73         | 1.368        | 2.337        |                |
| <b>CANTABRIA</b>            | <b>104</b>               | <b>415</b>   | <b>2</b>  | <b>1</b>  | <b>0</b>     | <b>418</b>   | <b>522</b>          | <b>327</b>            | <b>3</b>  | <b>1</b>  | <b>0</b>  | <b>331</b>   | <b>59</b>    | <b>0</b>   | <b>390</b>   | <b>132</b>   |                |
| <b>CASTILLA Y LEÓN</b>      | <b>446</b>               | <b>1.487</b> | <b>6</b>  | <b>1</b>  | <b>0</b>     | <b>1.494</b> | <b>1.940</b>        | <b>1.042</b>          | <b>9</b>  | <b>3</b>  | <b>0</b>  | <b>1.054</b> | <b>258</b>   | <b>67</b>  | <b>1.379</b> | <b>561</b>   |                |
| ÁVILA                       | 5                        | 133          | 0         | 0         | 0            | 133          | 138                 | 107                   | 0         | 0         | 0         | 107          | 29           | 1          | 137          | 1            |                |
| BURGOS                      | 124                      | 234          | 0         | 0         | 0            | 234          | 358                 | 106                   | 0         | 0         | 0         | 106          | 45           | 15         | 166          | 192          |                |
| LEÓN                        | 36                       | 245          | 0         | 0         | 0            | 245          | 281                 | 143                   | 2         | 2         | 0         | 147          | 38           | 8          | 193          | 88           |                |
| PALENCIA                    | 23                       | 111          | 0         | 0         | 0            | 111          | 134                 | 91                    | 0         | 0         | 0         | 91           | 19           | 3          | 113          | 21           |                |
| SALAMANCA                   | 65                       | 241          | 2         | 0         | 0            | 243          | 308                 | 147                   | 2         | 0         | 0         | 149          | 52           | 9          | 210          | 98           |                |
| SEGOVIA                     | 52                       | 76           | 0         | 0         | 0            | 76           | 128                 | 69                    | 0         | 0         | 0         | 69           | 19           | 8          | 96           | 32           |                |
| SORIA                       | 6                        | 17           | 3         | 1         | 0            | 21           | 27                  | 19                    | 3         | 1         | 0         | 23           | 2            | 0          | 25           | 2            |                |
| VALLADOLID                  | 75                       | 283          | 0         | 0         | 0            | 283          | 358                 | 233                   | 0         | 0         | 0         | 233          | 33           | 17         | 283          | 75           |                |
| ZAMORA                      | 60                       | 147          | 1         | 0         | 0            | 148          | 208                 | 127                   | 2         | 0         | 0         | 129          | 21           | 6          | 156          | 52           |                |
| <b>CASTILLA-LA MANCHA</b>   | <b>787</b>               | <b>1.357</b> | <b>2</b>  | <b>8</b>  | <b>7</b>     | <b>1.374</b> | <b>2.161</b>        | <b>825</b>            | <b>4</b>  | <b>15</b> | <b>4</b>  | <b>848</b>   | <b>331</b>   | <b>96</b>  | <b>1.275</b> | <b>886</b>   |                |
| ALBACETE                    | 107                      | 334          | 1         | 6         | 0            | 341          | 448                 | 203                   | 1         | 4         | 0         | 208          | 90           | 22         | 320          | 128          |                |
| CIUDAD REAL                 | 51                       | 290          | 0         | 0         | 0            | 290          | 341                 | 197                   | 1         | 8         | 0         | 206          | 75           | 29         | 310          | 31           |                |
| CUENCA                      | 49                       | 170          | 0         | 1         | 0            | 171          | 220                 | 136                   | 1         | 2         | 0         | 139          | 40           | 5          | 184          | 36           |                |
| GUADALAJARA                 | 44                       | 127          | 1         | 1         | 7            | 136          | 180                 | 91                    | 1         | 1         | 4         | 97           | 35           | 11         | 143          | 37           |                |
| TOLEDO                      | 536                      | 436          | 0         | 0         | 0            | 436          | 972                 | 198                   | 0         | 0         | 0         | 198          | 91           | 29         | 318          | 654          |                |

*(Continúa al dorso)*

| CC.AA.<br>Y/O<br>PROVINCIAS | PTES.<br>AÑO<br>ANTERIOR | SOLICITUDES<br>PRESENTADAS |       |     |           |       | A<br>RESOLV.<br>AÑO | SOLICITUDES RESUELTAS |       |       |     |         |       |     |       |       | PTES.<br>FINAL |
|-----------------------------|--------------------------|----------------------------|-------|-----|-----------|-------|---------------------|-----------------------|-------|-------|-----|---------|-------|-----|-------|-------|----------------|
|                             |                          | DISCAPACIDAD               |       |     | APROBADAS |       |                     | NO APROBADAS          |       | TOTAL | DNG | CAD-DES | TOTAL |     |       |       |                |
|                             |                          | NUEVAS                     | LISMI | PAS | INSS      | TOTAL |                     | NUEVAS                | LISMI |       |     |         |       | PAS | INSS  | TOTAL |                |
| CATALUNYA                   | 4.898                    | 4.143                      | 5     | 4   | 125       | 4.277 | 9.175               | 1.443                 | 6     | 0     | 102 | 1.551   | 1.217 | 799 | 3.567 | 5.608 |                |
| BARCELONA                   | 3.589                    | 3.198                      | 2     | 0   | 103       | 3.303 | 6.892               | 1.063                 | 3     | 0     | 72  | 1.138   | 963   | 581 | 2.682 | 4.210 |                |
| GIRONA                      | 475                      | 305                        | 1     | 0   | 4         | 310   | 785                 | 142                   | 0     | 0     | 14  | 156     | 104   | 75  | 335   | 450   |                |
| LLEIDA                      | 236                      | 164                        | 0     | 1   | 2         | 167   | 403                 | 88                    | 0     | 0     | 3   | 91      | 36    | 38  | 165   | 238   |                |
| TARRAGONA                   | 598                      | 476                        | 2     | 3   | 16        | 497   | 1.095               | 150                   | 3     | 0     | 13  | 166     | 114   | 105 | 385   | 710   |                |
| COMUNIDAD VALENCIANA        | 1.597                    | 3.124                      | 17    | 22  | 0         | 3.163 | 4.760               | 1.879                 | 11    | 19    | 1   | 1.910   | 1.105 | 249 | 3.264 | 1.496 |                |
| ALICANTE                    | 726                      | 1.243                      | 14    | 18  | 0         | 1.275 | 2.001               | 679                   | 8     | 12    | 1   | 700     | 679   | 104 | 1.483 | 518   |                |
| CASTELLÓN                   | 128                      | 332                        | 1     | 0   | 0         | 333   | 461                 | 269                   | 1     | 0     | 0   | 270     | 64    | 21  | 355   | 106   |                |
| VALENCIA                    | 743                      | 1.549                      | 2     | 4   | 0         | 1.555 | 2.298               | 931                   | 2     | 7     | 0   | 940     | 362   | 124 | 1.426 | 872   |                |
| EXTREMADURA                 | 72                       | 696                        | 3     | 8   | 1         | 708   | 780                 | 475                   | 4     | 5     | 0   | 484     | 174   | 48  | 706   | 74    |                |
| BADAJOS                     | 8                        | 483                        | 0     | 8   | 1         | 492   | 500                 | 322                   | 3     | 5     | 0   | 330     | 127   | 31  | 488   | 12    |                |
| CÁCERES                     | 64                       | 213                        | 3     | 0   | 0         | 216   | 280                 | 153                   | 1     | 0     | 0   | 154     | 47    | 17  | 218   | 62    |                |
| GALICIA                     | 842                      | 2.602                      | 6     | 0   | 0         | 2.608 | 3.450               | 1.421                 | 3     | 1     | 6   | 1.431   | 635   | 99  | 2.165 | 1.285 |                |
| A CORUÑA                    | 547                      | 931                        | 0     | 0   | 0         | 931   | 1.478               | 571                   | 1     | 1     | 6   | 579     | 231   | 37  | 847   | 631   |                |
| LUGO                        | 31                       | 198                        | 2     | 0   | 0         | 200   | 231                 | 130                   | 2     | 0     | 0   | 132     | 31    | 8   | 171   | 60    |                |
| OURENSE                     | 126                      | 303                        | 0     | 0   | 0         | 303   | 429                 | 182                   | 0     | 0     | 0   | 182     | 83    | 4   | 269   | 160   |                |
| PONTEVEDRA                  | 138                      | 1.170                      | 4     | 0   | 0         | 1.174 | 1.312               | 538                   | 0     | 0     | 0   | 538     | 290   | 50  | 878   | 434   |                |
| MADRID                      | 921                      | 2.940                      | 10    | 25  | 0         | 2.975 | 3.896               | 1.823                 | 10    | 25    | 0   | 1.858   | 697   | 321 | 2.876 | 1.020 |                |
| MURCIA                      | 653                      | 1.224                      | 12    | 3   | 18        | 1.257 | 1.910               | 650                   | 4     | 3     | 3   | 660     | 462   | 78  | 1.200 | 710   |                |
| NAVARRA                     | 34                       | 202                        | 2     | 1   | 11        | 216   | 250                 | 126                   | 8     | 0     | 15  | 149     | 44    | 10  | 203   | 47    |                |
| PAÍS VASCO                  | 148                      | 744                        | 1     | 1   | 0         | 746   | 894                 | 593                   | 1     | 0     | 0   | 594     | 115   | 6   | 715   | 179   |                |
| ARABA/ÁLAVA                 | 2                        | 112                        | 1     | 0   | 0         | 113   | 115                 | 109                   | 1     | 0     | 0   | 110     | 3     | 0   | 113   | 2     |                |
| GIPUZKOA                    | 24                       | 145                        | 0     | 0   | 0         | 145   | 169                 | 131                   | 0     | 0     | 0   | 131     | 18    | 0   | 149   | 20    |                |
| BIZKAIA                     | 122                      | 487                        | 0     | 1   | 0         | 488   | 610                 | 353                   | 0     | 0     | 0   | 353     | 94    | 6   | 453   | 157   |                |
| LA RIOJA                    | 39                       | 125                        | 0     | 0   | 0         | 125   | 164                 | 115                   | 9     | 0     | 0   | 124     | 14    | 2   | 140   | 24    |                |
| CEUTA                       | 48                       | 186                        | 0     | 0   | 0         | 186   | 234                 | 71                    | 0     | 1     | 0   | 72      | 61    | 32  | 165   | 69    |                |
| MELILLA                     | 44                       | 210                        | 4     | 0   | 0         | 214   | 258                 | 93                    | 1     | 1     | 0   | 95      | 67    | 6   | 168   | 90    |                |

|              |        |        |     |     |     |        |        |        |    |     |     |        |       |       |        |        |
|--------------|--------|--------|-----|-----|-----|--------|--------|--------|----|-----|-----|--------|-------|-------|--------|--------|
| TOTAL ESTADO | 20.058 | 29.554 | 140 | 144 | 186 | 30.024 | 50.082 | 17.605 | 97 | 188 | 149 | 18.039 | 8.382 | 2.412 | 28.833 | 21.249 |
|--------------|--------|--------|-----|-----|-----|--------|--------|--------|----|-----|-----|--------|-------|-------|--------|--------|

## PENSIONES NO CONTRIBUTIVAS DE JUBILACIÓN E INVALIDEZ

### CAUSAS DE DENEGACIÓN ACUMULADAS CORRESPONDIENTES AL AÑO 2013 HASTA JUNIO

| CC.AA.<br>Y/O<br>PROVINCIAS | EDAD | RESIDENCIA<br>LEGAL | RECURSOS   |        | GRADO<br>DISCAPACIDAD<br>ENF. CRÓNICA | PRESTACIÓN<br>INCOMPATIBLE | SOLICITAR<br>SIN PASAR<br>DOS AÑOS | SIN<br>DESGLOSAR | TOTAL<br>CAUSAS DE<br>DENEGACIÓN |
|-----------------------------|------|---------------------|------------|--------|---------------------------------------|----------------------------|------------------------------------|------------------|----------------------------------|
|                             |      |                     | ECONÓMICOS |        |                                       |                            |                                    |                  |                                  |
|                             |      |                     | PERSONALES | U.E.C. |                                       |                            |                                    |                  |                                  |
| <b>ANDALUCÍA</b>            | 96   | 161                 | 223        | 339    | 872                                   | 38                         | 1                                  | 42               | 1.772                            |
| ALMERÍA                     | 11   | 19                  | 11         | 26     | 19                                    | 3                          | 0                                  | 1                | 90                               |
| CÁDIZ                       | 11   | 15                  | 36         | 57     | 90                                    | 2                          | 0                                  | 1                | 212                              |
| CÓRDOBA                     | 6    | 16                  | 19         | 38     | 22                                    | 8                          | 0                                  | 2                | 111                              |
| GRANADA                     | 13   | 21                  | 23         | 29     | 39                                    | 3                          | 0                                  | 4                | 132                              |
| HUELVA                      | 11   | 3                   | 18         | 29     | 34                                    | 7                          | 0                                  | 0                | 102                              |
| JAÉN                        | 6    | 2                   | 6          | 11     | 33                                    | 7                          | 0                                  | 0                | 65                               |
| MÁLAGA                      | 8    | 43                  | 37         | 40     | 175                                   | 6                          | 0                                  | 6                | 315                              |
| SEVILLA                     | 30   | 42                  | 73         | 109    | 460                                   | 2                          | 1                                  | 28               | 745                              |
| <b>ARAGÓN</b>               | 5    | 10                  | 24         | 43     | 13                                    | 21                         | 0                                  | 0                | 116                              |
| HUESCA                      | 1    | 0                   | 2          | 12     | 2                                     | 0                          | 0                                  | 0                | 17                               |
| TERUEL                      | 0    | 2                   | 1          | 2      | 5                                     | 0                          | 0                                  | 0                | 10                               |
| ZARAGOZA                    | 4    | 8                   | 21         | 29     | 6                                     | 21                         | 0                                  | 0                | 89                               |
| <b>ASTURIAS</b>             | 13   | 7                   | 35         | 35     | 43                                    | 3                          | 0                                  | 0                | 136                              |
| <b>ILLES BALEARS</b>        | 11   | 45                  | 13         | 36     | 63                                    | 3                          | 0                                  | 1                | 172                              |
| <b>CANARIAS</b>             | 24   | 109                 | 163        | 296    | 349                                   | 6                          | 0                                  | 0                | 947                              |
| LAS PALMAS                  | 11   | 68                  | 90         | 183    | 127                                   | 2                          | 0                                  | 0                | 481                              |
| S.C. TENERIFE               | 13   | 41                  | 73         | 113    | 222                                   | 4                          | 0                                  | 0                | 466                              |
| <b>CANTABRIA</b>            | 1    | 3                   | 19         | 23     | 13                                    | 0                          | 0                                  | 0                | 59                               |
| <b>CASTILLA Y LEÓN</b>      | 17   | 43                  | 59         | 93     | 30                                    | 15                         | 0                                  | 1                | 258                              |
| ÁVILA                       | 1    | 10                  | 5          | 11     | 0                                     | 2                          | 0                                  | 0                | 29                               |
| BURGOS                      | 4    | 8                   | 8          | 11     | 11                                    | 3                          | 0                                  | 0                | 45                               |
| LEÓN                        | 2    | 5                   | 11         | 13     | 4                                     | 3                          | 0                                  | 0                | 38                               |
| PALENCIA                    | 0    | 2                   | 0          | 10     | 3                                     | 4                          | 0                                  | 0                | 19                               |
| SALAMANCA                   | 1    | 11                  | 15         | 14     | 11                                    | 0                          | 0                                  | 0                | 52                               |
| SEGOVIA                     | 7    | 4                   | 4          | 4      | 0                                     | 0                          | 0                                  | 0                | 19                               |
| SORIA                       | 0    | 0                   | 0          | 2      | 0                                     | 0                          | 0                                  | 0                | 2                                |
| VALLADOLID                  | 2    | 0                   | 10         | 18     | 1                                     | 2                          | 0                                  | 0                | 33                               |
| ZAMORA                      | 0    | 3                   | 6          | 10     | 0                                     | 1                          | 0                                  | 1                | 21                               |
| <b>CASTILLA-LA MANCHA</b>   | 24   | 37                  | 49         | 134    | 79                                    | 8                          | 0                                  | 0                | 331                              |
| ALBACETE                    | 2    | 7                   | 9          | 38     | 33                                    | 1                          | 0                                  | 0                | 90                               |
| CIUDAD REAL                 | 3    | 6                   | 9          | 32     | 19                                    | 6                          | 0                                  | 0                | 75                               |
| CUENCA                      | 6    | 2                   | 5          | 19     | 8                                     | 0                          | 0                                  | 0                | 40                               |
| GUADALAJARA                 | 0    | 7                   | 7          | 18     | 3                                     | 0                          | 0                                  | 0                | 35                               |
| TOLEDO                      | 13   | 15                  | 19         | 27     | 16                                    | 1                          | 0                                  | 0                | 91                               |

(Continúa al dorso)

| CC.AA.<br>Y/O<br>PROVINCIAS | EDAD       | RESIDENCIA<br>LEGAL | RECURSOS<br>ECONÓMICOS |              | GRADO<br>DISCAPACIDAD<br>ENF. CRÓNICA | PRESTACIÓN<br>INCOMPATIBLE | SOLICITAR<br>SIN PASAR<br>DOS AÑOS | SIN<br>DESGLSAR | TOTAL<br>CAUSAS DE<br>DENE GACIÓN |
|-----------------------------|------------|---------------------|------------------------|--------------|---------------------------------------|----------------------------|------------------------------------|-----------------|-----------------------------------|
|                             |            |                     | PERSONALES             | U.E.C.       |                                       |                            |                                    |                 |                                   |
|                             |            |                     | CATALUNYA              | 32           |                                       |                            |                                    |                 |                                   |
| BARCELONA                   | 20         | 67                  | 127                    | 251          | 257                                   | 241                        | 0                                  | 0               | 963                               |
| GIRONA                      | 6          | 10                  | 14                     | 21           | 31                                    | 22                         | 0                                  | 0               | 104                               |
| LLEIDA                      | 1          | 1                   | 3                      | 14           | 11                                    | 6                          | 0                                  | 0               | 36                                |
| TARRAGONA                   | 5          | 7                   | 19                     | 35           | 17                                    | 31                         | 0                                  | 0               | 114                               |
| COMUNIDAD VALENCIANA        | 34         | 82                  | 137                    | 306          | 526                                   | 20                         | 0                                  | 0               | 1.105                             |
| ALICANTE                    | 15         | 34                  | 55                     | 125          | 439                                   | 11                         | 0                                  | 0               | 679                               |
| CASTELLÓN                   | 4          | 5                   | 15                     | 20           | 19                                    | 1                          | 0                                  | 0               | 64                                |
| VALENCIA                    | 15         | 43                  | 67                     | 161          | 68                                    | 8                          | 0                                  | 0               | 362                               |
| EXTREMADURA                 | 9          | 9                   | 26                     | 65           | 65                                    | 0                          | 0                                  | 0               | 174                               |
| BADAJOS                     | 9          | 3                   | 20                     | 45           | 50                                    | 0                          | 0                                  | 0               | 127                               |
| CÁCERES                     | 0          | 6                   | 6                      | 20           | 15                                    | 0                          | 0                                  | 0               | 47                                |
| GALICIA                     | 12         | 43                  | 115                    | 276          | 187                                   | 2                          | 0                                  | 0               | 635                               |
| A CORUÑA                    | 8          | 18                  | 35                     | 104          | 64                                    | 2                          | 0                                  | 0               | 231                               |
| LUGO                        | 2          | 0                   | 3                      | 15           | 11                                    | 0                          | 0                                  | 0               | 31                                |
| OURENSE                     | 1          | 10                  | 3                      | 15           | 54                                    | 0                          | 0                                  | 0               | 83                                |
| PONTEVEDRA                  | 1          | 15                  | 74                     | 142          | 58                                    | 0                          | 0                                  | 0               | 290                               |
| MADRID                      | 46         | 166                 | 187                    | 253          | 45                                    | 0                          | 0                                  | 0               | 697                               |
| MURCIA                      | 5          | 60                  | 71                     | 119          | 203                                   | 4                          | 0                                  | 0               | 462                               |
| NAVARRA                     | 2          | 9                   | 11                     | 21           | 0                                     | 1                          | 0                                  | 0               | 44                                |
| PAÍS VASCO                  | 2          | 20                  | 25                     | 57           | 10                                    | 1                          | 0                                  | 0               | 115                               |
| ARABA/ÁLAVA                 | 0          | 0                   | 0                      | 3            | 0                                     | 0                          | 0                                  | 0               | 3                                 |
| GIPUZKOA                    | 0          | 4                   | 4                      | 10           | 0                                     | 0                          | 0                                  | 0               | 18                                |
| BIZKAIA                     | 2          | 16                  | 21                     | 44           | 10                                    | 1                          | 0                                  | 0               | 94                                |
| LA RIOJA                    | 0          | 7                   | 3                      | 1            | 3                                     | 0                          | 0                                  | 0               | 14                                |
| CEUTA                       | 2          | 6                   | 3                      | 11           | 39                                    | 0                          | 0                                  | 0               | 61                                |
| MELILLA                     | 2          | 12                  | 4                      | 5            | 43                                    | 1                          | 0                                  | 0               | 67                                |
| <b>TOTAL ESTADO</b>         | <b>337</b> | <b>914</b>          | <b>1.330</b>           | <b>2.434</b> | <b>2.899</b>                          | <b>423</b>                 | <b>1</b>                           | <b>44</b>       | <b>8.382</b>                      |

1e PNC DE JUBILACIÓN E INVALIDEZ: COEFICIENTES DE LA GESTIÓN MENSUAL

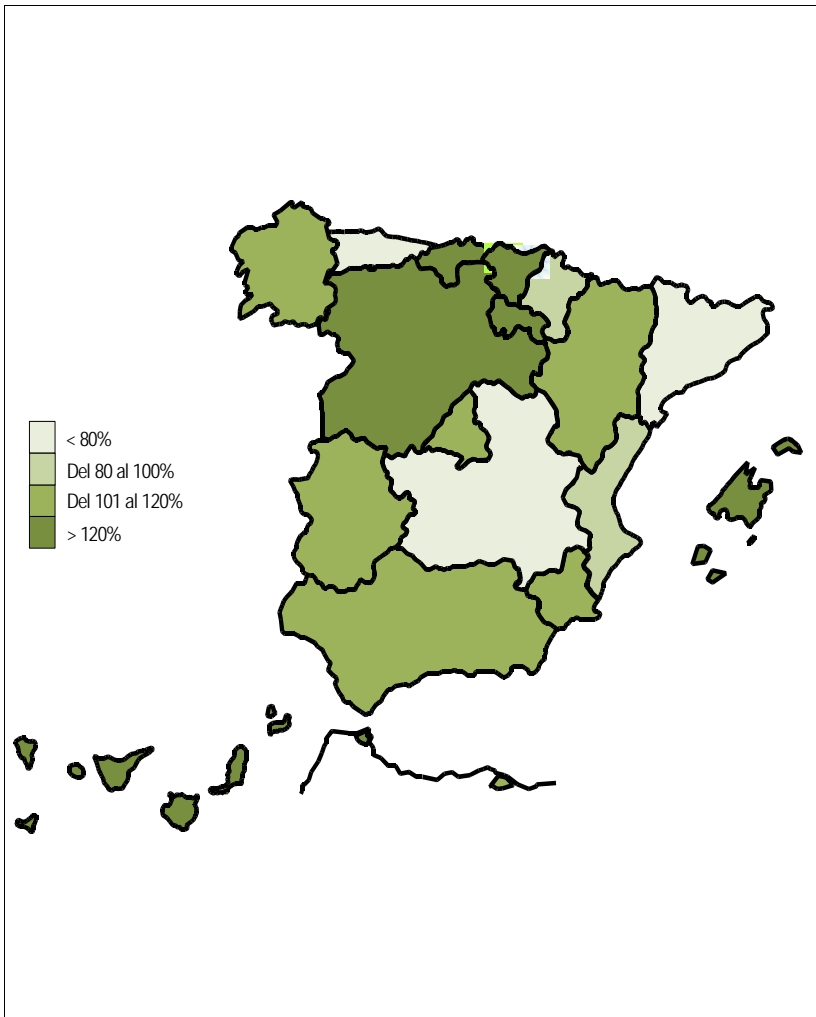
# PENSIONES NO CONTRIBUTIVAS DE LA SEGURIDAD SOCIAL DE JUBILACIÓN E INVALIDEZ

DISTRIBUCIÓN TERRITORIAL DEL COEFICIENTE DE COBERTURA. SITUACIÓN EN JUNIO DE 2013

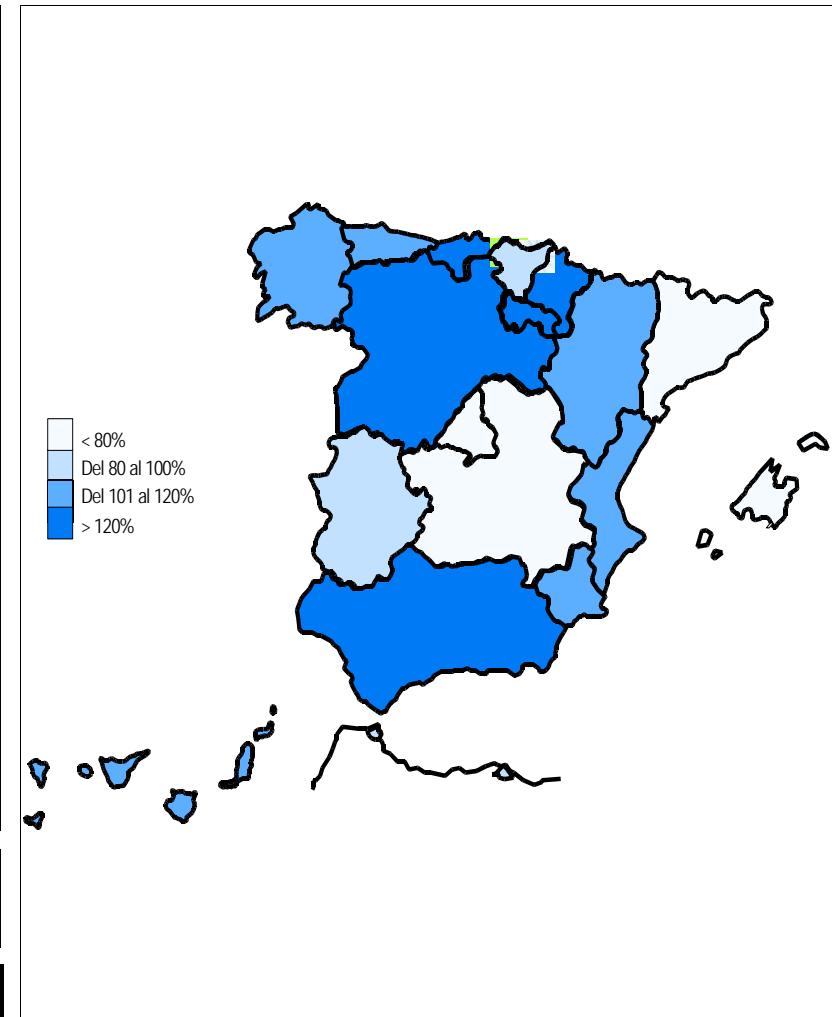
## PNC DE JUBILACIÓN

## ÁMBITO GEOGRÁFICO

## PNC DE INVALIDEZ



|               |                     |               |
|---------------|---------------------|---------------|
| 114,23%       | ANDALUCÍA           | 127,07%       |
| 107,27%       | ARAGÓN              | 103,13%       |
| 35,59%        | ASTURIAS            | 110,26%       |
| 174,07%       | ILLES BALEARS       | 60,71%        |
| 160,91%       | CANARIAS            | 105,81%       |
| 320,00%       | CANTABRIA           | 195,83%       |
| 145,56%       | CASTILLA Y LEÓN     | 148,84%       |
| 52,03%        | CASTILLA-LA MANCHA  | 68,66%        |
| 55,86%        | CATALUNYA           | 62,76%        |
| 86,50%        | C. VALENCIANA       | 104,35%       |
| 109,76%       | EXTREMADURA         | 90,63%        |
| 105,56%       | GALICIA             | 106,15%       |
| 107,75%       | MADRID              | 77,86%        |
| 107,06%       | MURCIA              | 112,61%       |
| 95,00%        | NAVARRA             | 200,00%       |
| 133,33%       | PAÍS VASCO          | 98,51%        |
| 450,00%       | LA RIOJA            | 166,67%       |
| 250,00%       | CEUTA               | 83,33%        |
| 118,18%       | MELILLA             | 100,00%       |
| <b>99,79%</b> | <b>TOTAL ESTADO</b> | <b>97,71%</b> |



Coeficiente de cobertura: Determina la relación existente entre el volumen de expedientes resueltos e iniciados durante el mes.

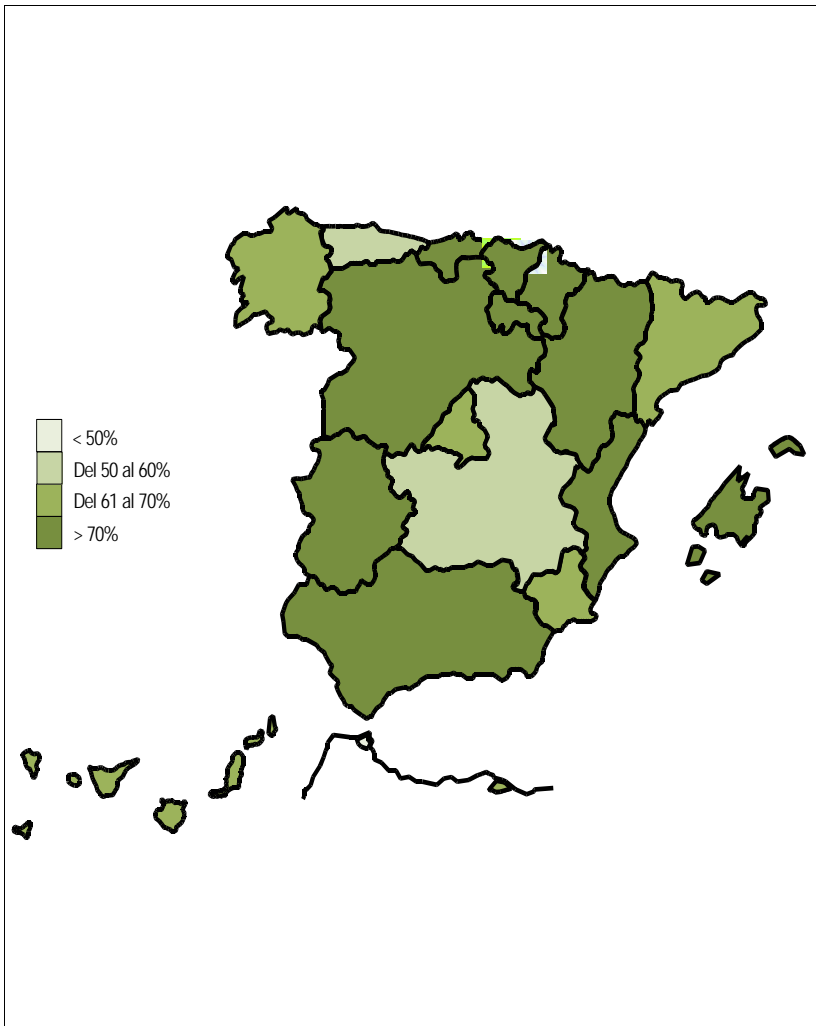
# PENSIONES NO CONTRIBUTIVAS DE LA SEGURIDAD SOCIAL DE JUBILACIÓN E INVALIDEZ

DISTRIBUCIÓN TERRITORIAL DEL COEFICIENTE DE RECONOCIMIENTO. SITUACIÓN EN JUNIO DE 2013

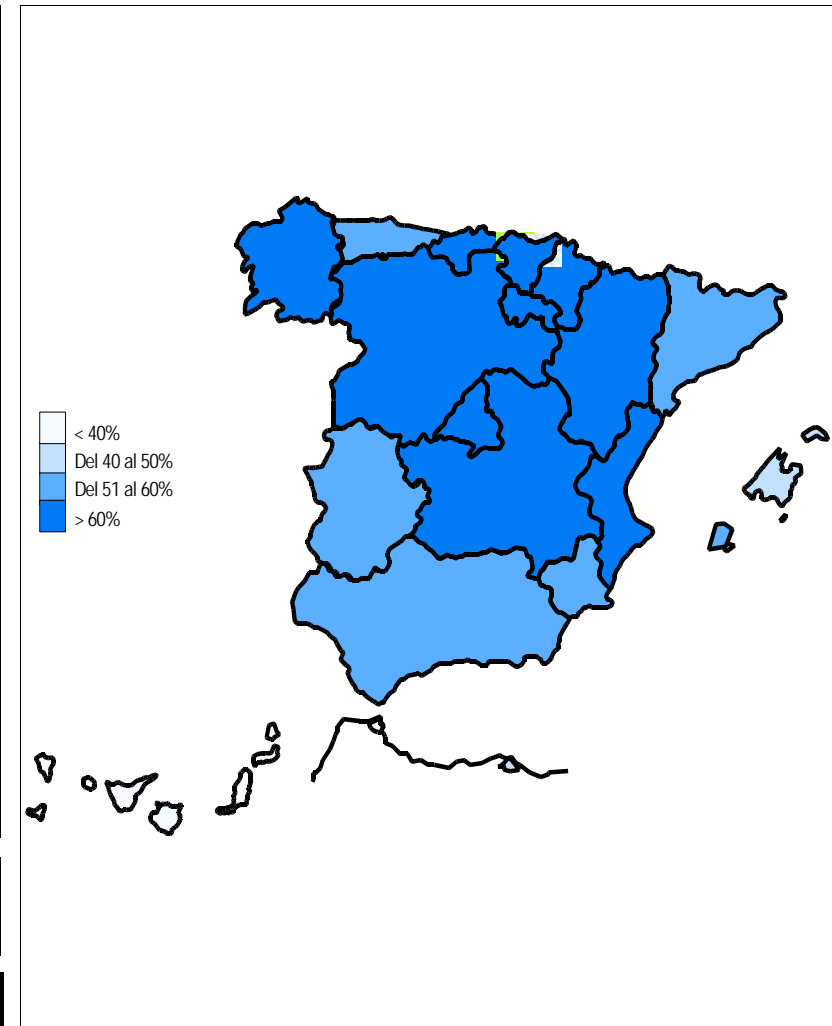
## PNC DE JUBILACIÓN

## ÁMBITO GEOGRÁFICO

## PNC DE INVALIDEZ



|               |                     |               |
|---------------|---------------------|---------------|
| 76,02%        | ANDALUCÍA           | 51,87%        |
| 83,05%        | ARAGÓN              | 69,70%        |
| 52,38%        | ASTURIAS            | 58,14%        |
| 76,60%        | ILLES BALEARS       | 44,12%        |
| 61,02%        | CANARIAS            | 35,71%        |
| 87,50%        | CANTABRIA           | 85,11%        |
| 71,76%        | CASTILLA Y LEÓN     | 78,13%        |
| 56,25%        | CASTILLA-LA MANCHA  | 72,83%        |
| 64,29%        | CATALUNYA           | 53,00%        |
| 73,42%        | C. VALENCIANA       | 69,17%        |
| 85,56%        | EXTREMADURA         | 53,45%        |
| 65,79%        | GALICIA             | 65,26%        |
| 61,64%        | MADRID              | 72,04%        |
| 69,23%        | MURCIA              | 51,49%        |
| 84,21%        | NAVARRA             | 87,50%        |
| 73,53%        | PAÍS VASCO          | 78,79%        |
| 94,44%        | LA RIOJA            | 90,00%        |
| 50,00%        | CEUTA               | 40,00%        |
| 61,54%        | MELILLA             | 42,31%        |
| <b>70,16%</b> | <b>TOTAL ESTADO</b> | <b>59,21%</b> |



Coefficiente de reconocimiento del derecho a PNC: Establecido a partir del cociente entre los expedientes aprobados y los resueltos en el mes.

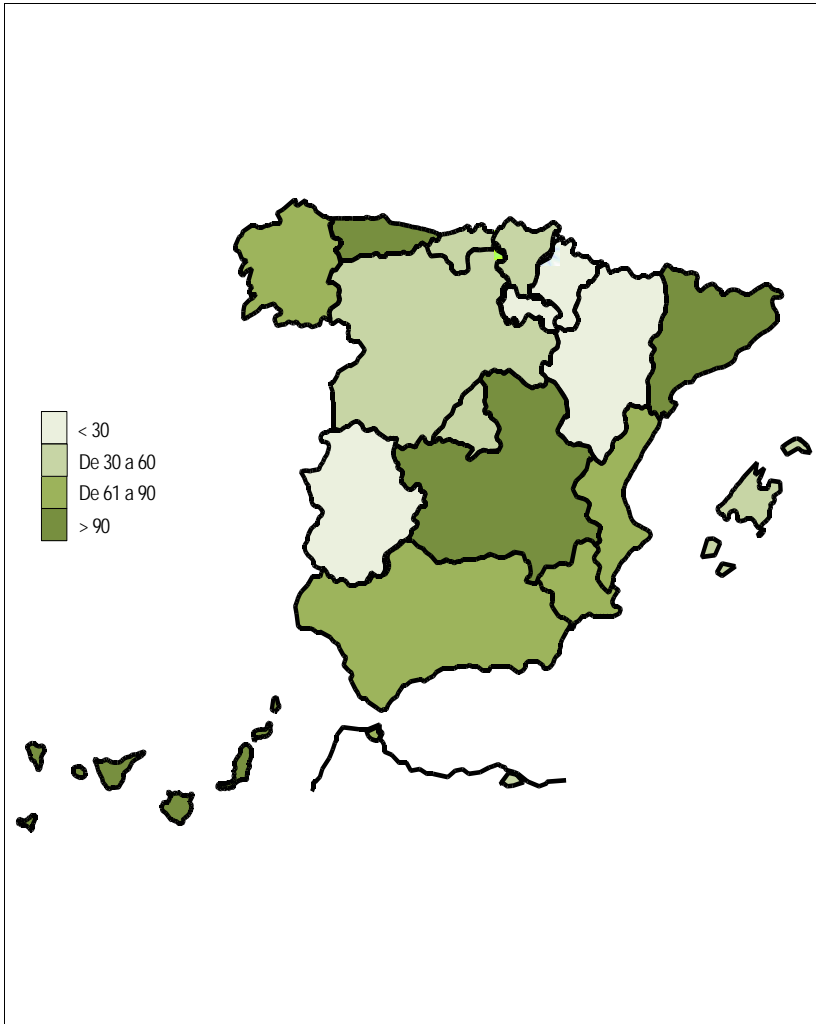
# PENSIONES NO CONTRIBUTIVAS DE LA SEGURIDAD SOCIAL DE JUBILACIÓN E INVALIDEZ

DISTRIBUCIÓN TERRITORIAL DEL COEFICIENTE DE GESTIÓN EN DÍAS. SITUACIÓN EN JUNIO DE 2013

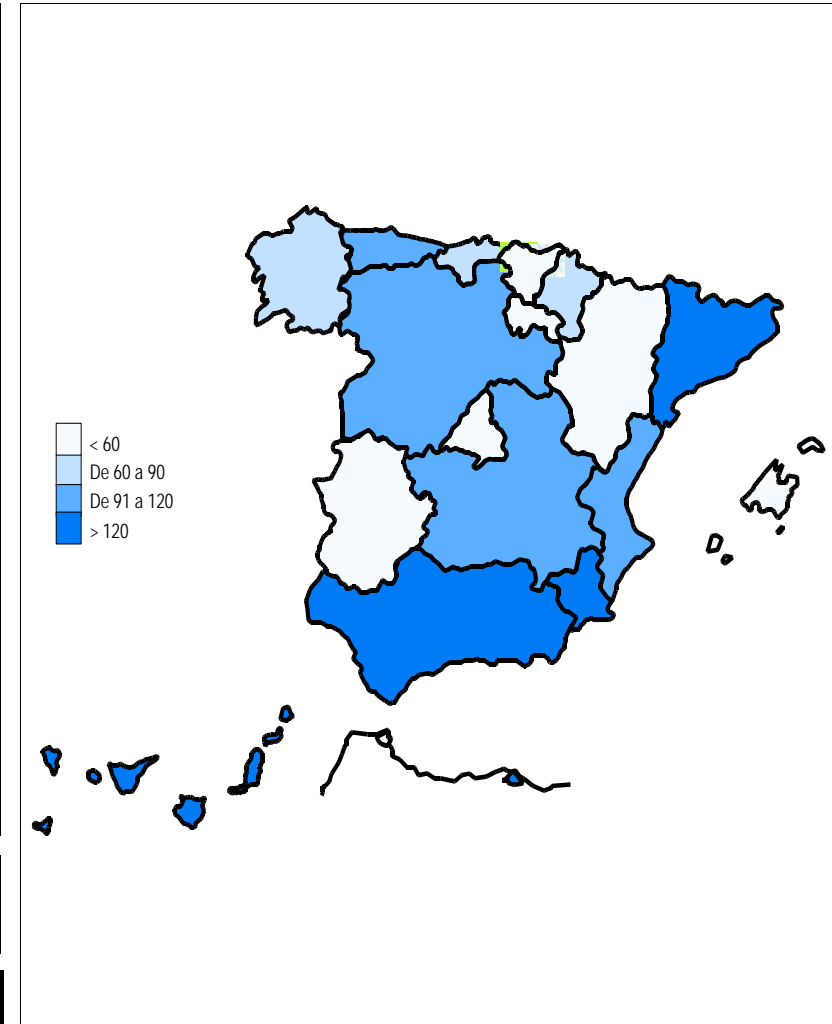
## PNC DE JUBILACIÓN

## ÁMBITO GEOGRÁFICO

## PNC DE INVALIDEZ



|            |                     |            |
|------------|---------------------|------------|
| 73         | ANDALUCÍA           | 151        |
| 26         | ARAGÓN              | 38         |
| 99         | ASTURIAS            | 115        |
| 42         | ILLES BALEARS       | 15         |
| 230        | CANARIAS            | 469        |
| 46         | CANTABRIA           | 65         |
| 52         | CASTILLA Y LEÓN     | 85         |
| 119        | CASTILLA-LA MANCHA  | 113        |
| 248        | CATALUNYA           | 226        |
| 69         | C. VALENCIANA       | 106        |
| 3          | EXTREMADURA         | 37         |
| 87         | GALICIA             | 91         |
| 59         | MADRID              | 65         |
| 65         | MURCIA              | 123        |
| 22         | NAVARRA             | 76         |
| 39         | PAÍS VASCO          | 47         |
| 21         | LA RIOJA            | 51         |
| 75         | CEUTA               | 63         |
| 48         | MELILLA             | 86         |
| <b>101</b> | <b>TOTAL ESTADO</b> | <b>154</b> |



**Coefficiente de gestión:** Coeficiente expresado en días; su valor indica a cuántos días de entrada media de expedientes equivale el número de los que se encuentran en gestión al finalizar el mes.

1f RECLAMACIONES PREVIAS: DATOS DE LA GESTIÓN MENSUAL Y ANUAL

**PENSIONES NO CONTRIBUTIVAS DE LA SEGURIDAD SOCIAL : JUBILACIÓN E INVALIDEZ**  
**RECLAMACIÓN PREVIA A LA VÍA JURISDICCIONAL SOCIAL: DATOS DEL MES DE JUNIO DE 2013**

| CC.AA.<br>Y/O<br>PROVINCIAS | JUBILACIÓN |         |           |         |       |         | INVALIDEZ |         |           |         |       |         | TOTAL: JUBILACIÓN MÁS INVALIDEZ |         |           |         |       |         |
|-----------------------------|------------|---------|-----------|---------|-------|---------|-----------|---------|-----------|---------|-------|---------|---------------------------------|---------|-----------|---------|-------|---------|
|                             | PENDTE.    | RECLAM. | RESUELTAS |         |       | RECLAM. | PENDTE.   | RECLAM. | RESUELTAS |         |       | RECLAM. | PENDTE.                         | RECLAM. | RESUELTAS |         |       | RECLAM. |
|                             | ANT.       | PRSEN.  | ESTIM.    | DESEST. | TOTAL | PENDTE. | ANT.      | PRSEN.  | ESTIM.    | DESEST. | TOTAL | PENDTE. | ANT.                            | PRSEN.  | ESTIM.    | DESEST. | TOTAL | PENDTE. |
| ANDALUCÍA                   | 26         | 32      | 9         | 17      | 26    | 32      | 189       | 64      | 17        | 32      | 49    | 204     | 215                             | 96      | 26        | 49      | 75    | 236     |
| ALMERÍA                     | 1          | 2       | 0         | 2       | 2     | 1       | 2         | 4       | 2         | 1       | 3     | 3       | 3                               | 6       | 2         | 3       | 5     | 4       |
| CÁDIZ                       | 5          | 2       | 1         | 1       | 2     | 5       | 8         | 2       | 0         | 0       | 0     | 10      | 13                              | 4       | 1         | 1       | 2     | 15      |
| CÓRDOBA                     | 3          | 0       | 0         | 2       | 2     | 1       | 5         | 4       | 2         | 3       | 5     | 4       | 8                               | 4       | 2         | 5       | 7     | 5       |
| GRANADA                     | 0          | 0       | 0         | 0       | 0     | 0       | 14        | 6       | 4         | 1       | 5     | 15      | 14                              | 6       | 4         | 1       | 5     | 15      |
| HUELVA                      | 0          | 2       | 1         | 0       | 1     | 1       | 2         | 5       | 1         | 2       | 3     | 4       | 2                               | 7       | 2         | 2       | 4     | 5       |
| JAÉN                        | 0          | 0       | 0         | 0       | 0     | 0       | 6         | 1       | 0         | 3       | 3     | 4       | 6                               | 1       | 0         | 3       | 3     | 4       |
| MÁLAGA                      | 8          | 10      | 1         | 3       | 4     | 14      | 44        | 17      | 3         | 2       | 5     | 56      | 52                              | 27      | 4         | 5       | 9     | 70      |
| SEVILLA                     | 9          | 16      | 6         | 9       | 15    | 10      | 108       | 25      | 5         | 20      | 25    | 108     | 117                             | 41      | 11        | 29      | 40    | 118     |
| ARAGÓN                      | 2          | 6       | 2         | 5       | 7     | 1       | 2         | 2       | 1         | 3       | 4     | 0       | 4                               | 8       | 3         | 8       | 11    | 1       |
| HUESCA                      | 1          | 2       | 2         | 0       | 2     | 1       | 0         | 0       | 0         | 0       | 0     | 0       | 1                               | 2       | 2         | 0       | 2     | 1       |
| TERUEL                      | 0          | 0       | 0         | 0       | 0     | 0       | 0         | 0       | 0         | 0       | 0     | 0       | 0                               | 0       | 0         | 0       | 0     | 0       |
| ZARAGOZA                    | 1          | 4       | 0         | 5       | 5     | 0       | 2         | 2       | 1         | 3       | 4     | 0       | 3                               | 6       | 1         | 8       | 9     | 0       |
| ASTURIAS                    | 21         | 5       | 2         | 4       | 6     | 20      | 50        | 5       | 2         | 5       | 7     | 48      | 71                              | 10      | 4         | 9       | 13    | 68      |
| ILLES BALEARS               | 7          | 4       | 2         | 0       | 2     | 9       | 16        | 3       | 1         | 2       | 3     | 16      | 23                              | 7       | 3         | 2       | 5     | 25      |
| CANARIAS                    | 43         | 3       | 11        | 5       | 16    | 30      | 226       | 18      | 4         | 22      | 26    | 218     | 269                             | 21      | 15        | 27      | 42    | 248     |
| LAS PALMAS                  | 31         | 2       | 4         | 0       | 4     | 29      | 148       | 8       | 1         | 9       | 10    | 146     | 179                             | 10      | 5         | 9       | 14    | 175     |
| S.C. TENERIFE               | 12         | 1       | 7         | 5       | 12    | 1       | 78        | 10      | 3         | 13      | 16    | 72      | 90                              | 11      | 10        | 18      | 28    | 73      |
| CANTABRIA                   | 3          | 0       | 0         | 0       | 0     | 3       | 3         | 1       | 0         | 1       | 1     | 3       | 6                               | 1       | 0         | 1       | 1     | 6       |
| CASTILLA Y LEÓN             | 23         | 16      | 12        | 8       | 20    | 19      | 29        | 17      | 11        | 7       | 18    | 28      | 52                              | 33      | 23        | 15      | 38    | 47      |
| ÁVILA                       | 3          | 0       | 2         | 1       | 3     | 0       | 5         | 0       | 2         | 0       | 2     | 3       | 8                               | 0       | 4         | 1       | 5     | 3       |
| BURGOS                      | 6          | 2       | 0         | 1       | 1     | 7       | 14        | 0       | 0         | 0       | 0     | 14      | 20                              | 2       | 0         | 1       | 1     | 21      |
| LEÓN                        | 7          | 0       | 3         | 1       | 4     | 3       | 3         | 3       | 2         | 2       | 4     | 2       | 10                              | 3       | 5         | 3       | 8     | 5       |
| PALENCIA                    | 1          | 1       | 2         | 0       | 2     | 0       | 0         | 1       | 0         | 1       | 0     | 0       | 1                               | 2       | 2         | 1       | 3     | 0       |
| SALAMANCA                   | 0          | 2       | 2         | 0       | 2     | 0       | 0         | 4       | 3         | 1       | 4     | 0       | 0                               | 6       | 5         | 1       | 6     | 0       |
| SEGOVIA                     | 0          | 0       | 0         | 0       | 0     | 0       | 0         | 3       | 3         | 0       | 3     | 0       | 0                               | 3       | 3         | 0       | 3     | 0       |
| SORIA                       | 0          | 0       | 0         | 0       | 0     | 0       | 0         | 0       | 0         | 0       | 0     | 0       | 0                               | 0       | 0         | 0       | 0     | 0       |
| VALLADOLID                  | 3          | 8       | 0         | 4       | 4     | 7       | 5         | 5       | 0         | 2       | 2     | 8       | 8                               | 13      | 0         | 6       | 6     | 15      |
| ZAMORA                      | 3          | 3       | 3         | 1       | 4     | 2       | 2         | 1       | 1         | 1       | 2     | 1       | 5                               | 4       | 4         | 2       | 6     | 3       |
| CASTILLA-LA MANCHA          | 15         | 6       | 4         | 1       | 5     | 16      | 13        | 16      | 7         | 6       | 13    | 16      | 28                              | 22      | 11        | 7       | 18    | 32      |
| ALBACETE                    | 6          | 2       | 3         | 0       | 3     | 5       | 0         | 5       | 3         | 2       | 5     | 0       | 6                               | 7       | 6         | 2       | 8     | 5       |
| CIUDAD REAL                 | 5          | 3       | 0         | 1       | 1     | 7       | 8         | 9       | 4         | 3       | 7     | 10      | 13                              | 12      | 4         | 4       | 8     | 17      |
| CUENCA                      | 1          | 0       | 0         | 0       | 0     | 1       | 1         | 1       | 0         | 1       | 1     | 1       | 2                               | 1       | 0         | 1       | 1     | 2       |
| GUADALAJARA                 | 0          | 0       | 0         | 0       | 0     | 0       | 1         | 0       | 0         | 0       | 0     | 1       | 1                               | 0       | 0         | 0       | 0     | 1       |
| TOLEDO                      | 3          | 1       | 1         | 0       | 1     | 3       | 3         | 1       | 0         | 0       | 0     | 4       | 6                               | 2       | 1         | 0       | 1     | 7       |

(Continúa al dorso)

| CC.AA.<br>Y/O<br>PROVINCIAS | JUBILACIÓN |         |           |         |       |         | INVALIDEZ |         |           |         |       |         | TOTAL: JUBILACIÓN MÁS INVALIDEZ |         |           |         |       |         |
|-----------------------------|------------|---------|-----------|---------|-------|---------|-----------|---------|-----------|---------|-------|---------|---------------------------------|---------|-----------|---------|-------|---------|
|                             | PENDTE.    | RECLAM. | RESUELTAS |         |       | RECLAM. | PENDTE.   | RECLAM. | RESUELTAS |         |       | RECLAM. | PENDTE.                         | RECLAM. | RESUELTAS |         |       | RECLAM. |
|                             | ANT.       | PRSEN.  | ESTIM.    | DESEST. | TOTAL | PENDTE. | ANT.      | PRSEN.  | ESTIM.    | DESEST. | TOTAL | PENDTE. | ANT.                            | PRSEN.  | ESTIM.    | DESEST. | TOTAL | PENDTE. |
| CATALUNYA                   | 108        | 18      | 16        | 12      | 28    | 98      | 172       | 74      | 31        | 36      | 67    | 179     | 280                             | 92      | 47        | 48      | 95    | 277     |
| BARCELONA                   | 77         | 11      | 15        | 10      | 25    | 63      | 141       | 62      | 26        | 30      | 56    | 147     | 218                             | 73      | 41        | 40      | 81    | 210     |
| GIRONA                      | 8          | 2       | 0         | 0       | 0     | 10      | 14        | 4       | 2         | 3       | 5     | 13      | 22                              | 6       | 2         | 3       | 5     | 23      |
| LLEIDA                      | 10         | 3       | 0         | 2       | 2     | 11      | 3         | 1       | 0         | 1       | 1     | 3       | 13                              | 4       | 0         | 3       | 3     | 14      |
| TARRAGONA                   | 13         | 2       | 1         | 0       | 1     | 14      | 14        | 7       | 3         | 2       | 5     | 16      | 27                              | 9       | 4         | 2       | 6     | 30      |
| COMUNIDAD VALENCIANA        | 49         | 17      | 15        | 20      | 35    | 31      | 106       | 23      | 13        | 24      | 37    | 92      | 155                             | 40      | 28        | 44      | 72    | 123     |
| ALICANTE                    | 47         | 9       | 14        | 15      | 29    | 27      | 87        | 10      | 6         | 9       | 15    | 82      | 134                             | 19      | 20        | 24      | 44    | 109     |
| CASTELLÓN                   | 0          | 0       | 0         | 0       | 0     | 0       | 0         | 5       | 2         | 3       | 5     | 0       | 0                               | 5       | 2         | 3       | 5     | 0       |
| VALENCIA                    | 2          | 8       | 1         | 5       | 6     | 4       | 19        | 8       | 5         | 12      | 17    | 10      | 21                              | 16      | 6         | 17      | 23    | 14      |
| EXTREMADURA                 | 84         | 8       | 0         | 2       | 2     | 90      | 76        | 5       | 0         | 4       | 4     | 77      | 160                             | 13      | 0         | 6       | 6     | 167     |
| BADAJOS                     | 59         | 3       | 0         | 2       | 2     | 60      | 54        | 3       | 0         | 3       | 3     | 54      | 113                             | 6       | 0         | 5       | 5     | 114     |
| CÁCERES                     | 25         | 5       | 0         | 0       | 0     | 30      | 22        | 2       | 0         | 1       | 1     | 23      | 47                              | 7       | 0         | 1       | 1     | 53      |
| GALICIA                     | 72         | 21      | 10        | 8       | 18    | 75      | 410       | 19      | 15        | 20      | 35    | 394     | 482                             | 40      | 25        | 28      | 53    | 469     |
| A CORUÑA                    | 56         | 13      | 7         | 4       | 11    | 58      | 301       | 6       | 4         | 6       | 10    | 297     | 357                             | 19      | 11        | 10      | 21    | 355     |
| LUGO                        | 3          | 1       | 2         | 1       | 3     | 1       | 4         | 1       | 1         | 2       | 3     | 2       | 7                               | 2       | 3         | 3       | 6     | 3       |
| OURENSE                     | 0          | 0       | 0         | 0       | 0     | 0       | 0         | 6       | 3         | 3       | 6     | 0       | 0                               | 6       | 3         | 3       | 6     | 0       |
| PONTEVEDRA                  | 13         | 7       | 1         | 3       | 4     | 16      | 105       | 6       | 7         | 9       | 16    | 95      | 118                             | 13      | 8         | 12      | 20    | 111     |
| MADRID                      | 49         | 39      | 13        | 17      | 30    | 58      | 35        | 25      | 5         | 17      | 22    | 38      | 84                              | 64      | 18        | 34      | 52    | 96      |
| MURCIA                      | 4          | 3       | 1         | 3       | 4     | 3       | 33        | 19      | 3         | 4       | 7     | 45      | 37                              | 22      | 4         | 7       | 11    | 48      |
| NAVARRA                     | 3          | 1       | 1         | 0       | 1     | 3       | 1         | 1       | 1         | 0       | 1     | 1       | 4                               | 2       | 2         | 0       | 2     | 4       |
| PAÍS VASCO                  | 4          | 2       | 0         | 2       | 2     | 4       | 6         | 3       | 1         | 2       | 3     | 6       | 10                              | 5       | 1         | 4       | 5     | 10      |
| ARABA/ÁLAVA                 | 0          | 0       | 0         | 0       | 0     | 0       | 0         | 0       | 0         | 0       | 0     | 0       | 0                               | 0       | 0         | 0       | 0     | 0       |
| GIPUZKOA                    | 0          | 0       | 0         | 0       | 0     | 0       | 0         | 0       | 0         | 0       | 0     | 0       | 0                               | 0       | 0         | 0       | 0     | 0       |
| BIZKAIA                     | 4          | 2       | 0         | 2       | 2     | 4       | 6         | 3       | 1         | 2       | 3     | 6       | 10                              | 5       | 1         | 4       | 5     | 10      |
| LA RIOJA                    | 1          | 0       | 0         | 0       | 0     | 1       | 1         | 1       | 0         | 0       | 0     | 2       | 2                               | 1       | 0         | 0       | 0     | 3       |
| CEUTA                       | 1          | 0       | 0         | 1       | 1     | 0       | 0         | 6       | 0         | 1       | 1     | 5       | 1                               | 6       | 0         | 2       | 2     | 5       |
| MELILLA                     | 0          | 1       | 0         | 0       | 0     | 1       | 5         | 4       | 1         | 5       | 6     | 3       | 5                               | 5       | 1         | 5       | 6     | 4       |

|              |     |     |    |     |     |     |       |     |     |     |     |       |       |     |     |     |     |       |
|--------------|-----|-----|----|-----|-----|-----|-------|-----|-----|-----|-----|-------|-------|-----|-----|-----|-----|-------|
| TOTAL ESTADO | 515 | 182 | 98 | 105 | 203 | 494 | 1.373 | 306 | 113 | 191 | 304 | 1.375 | 1.888 | 488 | 211 | 296 | 507 | 1.869 |
|--------------|-----|-----|----|-----|-----|-----|-------|-----|-----|-----|-----|-------|-------|-----|-----|-----|-----|-------|

**PENSIONES NO CONTRIBUTIVAS DE LA SEGURIDAD SOCIAL : JUBILACIÓN E INVALIDEZ**  
**RECLAMACIÓN PREVIA A LA VÍA JURISDICCIONAL SOCIAL: DATOS ACUMULADOS DEL AÑO 2013 HASTA JUNIO**

| CC.AA.<br>Y/O<br>PROVINCIAS | JUBILACIÓN      |                   |           |         |       |                    | INVALIDEZ       |                   |           |         |       |                    | TOTAL: JUBILACIÓN MÁS INVALIDEZ |                   |           |         |       |                    |
|-----------------------------|-----------------|-------------------|-----------|---------|-------|--------------------|-----------------|-------------------|-----------|---------|-------|--------------------|---------------------------------|-------------------|-----------|---------|-------|--------------------|
|                             | PENDTE.<br>ANT. | RECLAM.<br>PRSEN. | RESUELTAS |         |       | RECLAM.<br>PENDTE. | PENDTE.<br>ANT. | RECLAM.<br>PRSEN. | RESUELTAS |         |       | RECLAM.<br>PENDTE. | PENDTE.<br>ANT.                 | RECLAM.<br>PRSEN. | RESUELTAS |         |       | RECLAM.<br>PENDTE. |
|                             |                 |                   | ESTIM.    | DESEST. | TOTAL |                    |                 |                   | ESTIM.    | DESEST. | TOTAL |                    |                                 |                   | ESTIM.    | DESEST. | TOTAL |                    |
| ANDALUCÍA                   | 68              | 177               | 59        | 154     | 213   | 32                 | 256             | 370               | 88        | 334     | 422   | 204                | 324                             | 547               | 147       | 488     | 635   | 236                |
| ALMERÍA                     | 0               | 21                | 0         | 20      | 20    | 1                  | 1               | 22                | 9         | 11      | 20    | 3                  | 1                               | 43                | 9         | 31      | 40    | 4                  |
| CÁDIZ                       | 1               | 24                | 5         | 15      | 20    | 5                  | 6               | 31                | 7         | 20      | 27    | 10                 | 7                               | 55                | 12        | 35      | 47    | 15                 |
| CÓRDOBA                     | 2               | 18                | 7         | 12      | 19    | 1                  | 9               | 19                | 9         | 15      | 24    | 4                  | 11                              | 37                | 16        | 27      | 43    | 5                  |
| GRANADA                     | 1               | 14                | 6         | 9       | 15    | 0                  | 16              | 46                | 11        | 36      | 47    | 15                 | 17                              | 60                | 17        | 45      | 62    | 15                 |
| HUELVA                      | 0               | 5                 | 1         | 3       | 4     | 1                  | 2               | 15                | 4         | 9       | 13    | 4                  | 2                               | 20                | 5         | 12      | 17    | 5                  |
| JAÉN                        | 1               | 3                 | 3         | 1       | 4     | 0                  | 4               | 15                | 5         | 10      | 15    | 4                  | 5                               | 18                | 8         | 11      | 19    | 4                  |
| MÁLAGA                      | 17              | 38                | 19        | 22      | 41    | 14                 | 35              | 76                | 18        | 37      | 55    | 56                 | 52                              | 114               | 37        | 59      | 96    | 70                 |
| SEVILLA                     | 46              | 54                | 18        | 72      | 90    | 10                 | 183             | 146               | 25        | 196     | 221   | 108                | 229                             | 200               | 43        | 268     | 311   | 118                |
| ARAGÓN                      | 2               | 22                | 7         | 16      | 23    | 1                  | 1               | 14                | 6         | 9       | 15    | 0                  | 3                               | 36                | 13        | 25      | 38    | 1                  |
| HUESCA                      | 0               | 5                 | 2         | 2       | 4     | 1                  | 0               | 1                 | 1         | 0       | 1     | 0                  | 0                               | 6                 | 3         | 2       | 5     | 1                  |
| TERUEL                      | 0               | 0                 | 0         | 0       | 0     | 0                  | 0               | 1                 | 0         | 1       | 1     | 0                  | 0                               | 1                 | 0         | 1       | 1     | 0                  |
| ZARAGOZA                    | 2               | 17                | 5         | 14      | 19    | 0                  | 1               | 12                | 5         | 8       | 13    | 0                  | 3                               | 29                | 10        | 22      | 32    | 0                  |
| ASTURIAS                    | 26              | 20                | 8         | 18      | 26    | 20                 | 62              | 33                | 8         | 39      | 47    | 48                 | 88                              | 53                | 16        | 57      | 73    | 68                 |
| ILLES BALEARS               | 5               | 40                | 20        | 16      | 36    | 9                  | 23              | 72                | 32        | 47      | 79    | 16                 | 28                              | 112               | 52        | 63      | 115   | 25                 |
| CANARIAS                    | 24              | 122               | 55        | 61      | 116   | 30                 | 65              | 299               | 22        | 124     | 146   | 218                | 89                              | 421               | 77        | 185     | 262   | 248                |
| LAS PALMAS                  | 6               | 74                | 14        | 37      | 51    | 29                 | 56              | 159               | 9         | 60      | 69    | 146                | 62                              | 233               | 23        | 97      | 120   | 175                |
| S.C. TENERIFE               | 18              | 48                | 41        | 24      | 65    | 1                  | 9               | 140               | 13        | 64      | 77    | 72                 | 27                              | 188               | 54        | 88      | 142   | 73                 |
| CANTABRIA                   | 3               | 3                 | 1         | 2       | 3     | 3                  | 9               | 3                 | 2         | 7       | 9     | 3                  | 12                              | 6                 | 3         | 9       | 12    | 6                  |
| CASTILLA Y LEÓN             | 14              | 87                | 40        | 42      | 82    | 19                 | 30              | 83                | 45        | 40      | 85    | 28                 | 44                              | 170               | 85        | 82      | 167   | 47                 |
| ÁVILA                       | 0               | 6                 | 4         | 2       | 6     | 0                  | 2               | 16                | 14        | 1       | 15    | 3                  | 2                               | 22                | 18        | 3       | 21    | 3                  |
| BURGOS                      | 7               | 8                 | 0         | 8       | 8     | 7                  | 15              | 5                 | 0         | 6       | 6     | 14                 | 22                              | 13                | 0         | 14      | 14    | 21                 |
| LEÓN                        | 2               | 16                | 7         | 8       | 15    | 3                  | 2               | 15                | 4         | 11      | 15    | 2                  | 4                               | 31                | 11        | 19      | 30    | 5                  |
| PALENCIA                    | 0               | 3                 | 3         | 0       | 3     | 0                  | 1               | 4                 | 2         | 3       | 5     | 0                  | 1                               | 7                 | 5         | 3       | 8     | 0                  |
| SALAMANCA                   | 0               | 7                 | 6         | 1       | 7     | 0                  | 0               | 10                | 6         | 4       | 10    | 0                  | 0                               | 17                | 12        | 5       | 17    | 0                  |
| SEGOVIA                     | 0               | 3                 | 2         | 1       | 3     | 0                  | 0               | 12                | 8         | 4       | 12    | 0                  | 0                               | 15                | 10        | 5       | 15    | 0                  |
| SORIA                       | 0               | 0                 | 0         | 0       | 0     | 0                  | 0               | 0                 | 0         | 0       | 0     | 0                  | 0                               | 0                 | 0         | 0       | 0     | 0                  |
| VALLADOLID                  | 2               | 22                | 6         | 11      | 17    | 7                  | 8               | 11                | 6         | 5       | 11    | 8                  | 10                              | 33                | 12        | 16      | 28    | 15                 |
| ZAMORA                      | 3               | 22                | 12        | 11      | 23    | 2                  | 2               | 10                | 5         | 6       | 11    | 1                  | 5                               | 32                | 17        | 17      | 34    | 3                  |
| CASTILLA-LA MANCHA          | 14              | 71                | 48        | 21      | 69    | 16                 | 22              | 91                | 53        | 44      | 97    | 16                 | 36                              | 162               | 101       | 65      | 166   | 32                 |
| ALBACETE                    | 0               | 33                | 27        | 1       | 28    | 5                  | 4               | 38                | 33        | 9       | 42    | 0                  | 4                               | 71                | 60        | 10      | 70    | 5                  |
| CIUDAD REAL                 | 7               | 16                | 9         | 7       | 16    | 7                  | 10              | 34                | 13        | 21      | 34    | 10                 | 17                              | 50                | 22        | 28      | 50    | 17                 |
| CUENCA                      | 2               | 11                | 7         | 5       | 12    | 1                  | 1               | 6                 | 3         | 3       | 6     | 1                  | 3                               | 17                | 10        | 8       | 18    | 2                  |
| GUADALAJARA                 | 2               | 6                 | 4         | 4       | 8     | 0                  | 6               | 6                 | 3         | 8       | 11    | 1                  | 8                               | 12                | 7         | 12      | 19    | 1                  |
| TOLEDO                      | 3               | 5                 | 1         | 4       | 5     | 3                  | 1               | 7                 | 1         | 3       | 4     | 4                  | 4                               | 12                | 2         | 7       | 9     | 7                  |

(Continúa al dorso)

| CC.AA.<br>Y/O<br>PROVINCIAS | JUBILACIÓN      |                   |           |         |       |                    | INVALIDEZ       |                   |           |         |       |                    | TOTAL: JUBILACIÓN MÁS INVALIDEZ |                   |           |         |       |                    |
|-----------------------------|-----------------|-------------------|-----------|---------|-------|--------------------|-----------------|-------------------|-----------|---------|-------|--------------------|---------------------------------|-------------------|-----------|---------|-------|--------------------|
|                             | PENDTE.<br>ANT. | RECLAM.<br>PRSEN. | RESUELTAS |         |       | RECLAM.<br>PENDTE. | PENDTE.<br>ANT. | RECLAM.<br>PRSEN. | RESUELTAS |         |       | RECLAM.<br>PENDTE. | PENDTE.<br>ANT.                 | RECLAM.<br>PRSEN. | RESUELTAS |         |       | RECLAM.<br>PENDTE. |
|                             |                 |                   | ESTIM.    | DESEST. | TOTAL |                    |                 |                   | ESTIM.    | DESEST. | TOTAL |                    |                                 |                   | ESTIM.    | DESEST. | TOTAL |                    |
| CATALUNYA                   | 82              | 223               | 107       | 100     | 207   | 98                 | 156             | 422               | 191       | 208     | 399   | 179                | 238                             | 645               | 298       | 308     | 606   | 277                |
| BARCELONA                   | 60              | 155               | 84        | 68      | 152   | 63                 | 118             | 355               | 148       | 178     | 326   | 147                | 178                             | 510               | 232       | 246     | 478   | 210                |
| GIRONA                      | 7               | 21                | 9         | 9       | 18    | 10                 | 12              | 22                | 10        | 11      | 21    | 13                 | 19                              | 43                | 19        | 20      | 39    | 23                 |
| LLEIDA                      | 6               | 17                | 4         | 8       | 12    | 11                 | 5               | 13                | 9         | 6       | 15    | 3                  | 11                              | 30                | 13        | 14      | 27    | 14                 |
| TARRAGONA                   | 9               | 30                | 10        | 15      | 25    | 14                 | 21              | 32                | 24        | 13      | 37    | 16                 | 30                              | 62                | 34        | 28      | 62    | 30                 |
| COMUNIDAD VALENCIANA        | 31              | 134               | 60        | 74      | 134   | 31                 | 68              | 169               | 44        | 101     | 145   | 92                 | 99                              | 303               | 104       | 175     | 279   | 123                |
| ALICANTE                    | 29              | 83                | 45        | 40      | 85    | 27                 | 58              | 91                | 24        | 43      | 67    | 82                 | 87                              | 174               | 69        | 83      | 152   | 109                |
| CASTELLÓN                   | 0               | 7                 | 3         | 4       | 7     | 0                  | 0               | 9                 | 5         | 4       | 9     | 0                  | 0                               | 16                | 8         | 8       | 16    | 0                  |
| VALENCIA                    | 2               | 44                | 12        | 30      | 42    | 4                  | 10              | 69                | 15        | 54      | 69    | 10                 | 12                              | 113               | 27        | 84      | 111   | 14                 |
| EXTREMADURA                 | 67              | 45                | 0         | 22      | 22    | 90                 | 58              | 55                | 0         | 36      | 36    | 77                 | 125                             | 100               | 0         | 58      | 58    | 167                |
| BADAJOS                     | 42              | 35                | 0         | 17      | 17    | 60                 | 42              | 42                | 0         | 30      | 30    | 54                 | 84                              | 77                | 0         | 47      | 47    | 114                |
| CÁCERES                     | 25              | 10                | 0         | 5       | 5     | 30                 | 16              | 13                | 0         | 6       | 6     | 23                 | 41                              | 23                | 0         | 11      | 11    | 53                 |
| GALICIA                     | 51              | 122               | 42        | 56      | 98    | 75                 | 414             | 126               | 62        | 84      | 146   | 394                | 465                             | 248               | 104       | 140     | 244   | 469                |
| A CORUÑA                    | 50              | 67                | 27        | 32      | 59    | 58                 | 307             | 46                | 23        | 33      | 56    | 297                | 357                             | 113               | 50        | 65      | 115   | 355                |
| LUGO                        | 0               | 14                | 3         | 10      | 13    | 1                  | 1               | 7                 | 1         | 5       | 6     | 2                  | 1                               | 21                | 4         | 15      | 19    | 3                  |
| OURENSE                     | 0               | 2                 | 2         | 0       | 2     | 0                  | 0               | 10                | 5         | 5       | 10    | 0                  | 0                               | 12                | 7         | 5       | 12    | 0                  |
| PONTEVEDRA                  | 1               | 39                | 10        | 14      | 24    | 16                 | 106             | 63                | 33        | 41      | 74    | 95                 | 107                             | 102               | 43        | 55      | 98    | 111                |
| MADRID                      | 18              | 208               | 44        | 124     | 168   | 58                 | 32              | 124               | 36        | 82      | 118   | 38                 | 50                              | 332               | 80        | 206     | 286   | 96                 |
| MURCIA                      | 4               | 30                | 15        | 16      | 31    | 3                  | 31              | 108               | 44        | 50      | 94    | 45                 | 35                              | 138               | 59        | 66      | 125   | 48                 |
| NAVARRA                     | 1               | 7                 | 4         | 1       | 5     | 3                  | 0               | 2                 | 1         | 0       | 1     | 1                  | 1                               | 9                 | 5         | 1       | 6     | 4                  |
| PAÍS VASCO                  | 3               | 13                | 4         | 8       | 12    | 4                  | 8               | 23                | 9         | 16      | 25    | 6                  | 11                              | 36                | 13        | 24      | 37    | 10                 |
| ARABA/ÁLAVA                 | 0               | 2                 | 1         | 1       | 2     | 0                  | 0               | 3                 | 1         | 2       | 3     | 0                  | 0                               | 5                 | 2         | 3       | 5     | 0                  |
| GIPUZKOA(1)                 | 0               | 0                 | 0         | 0       | 0     | 0                  | 0               | 0                 | 0         | 0       | 0     | 0                  | 0                               | 0                 | 0         | 0       | 0     | 0                  |
| BIZKAIA                     | 3               | 11                | 3         | 7       | 10    | 4                  | 8               | 20                | 8         | 14      | 22    | 6                  | 11                              | 31                | 11        | 21      | 32    | 10                 |
| LA RIOJA                    | 1               | 3                 | 2         | 1       | 3     | 1                  | 0               | 2                 | 0         | 0       | 0     | 2                  | 1                               | 5                 | 2         | 1       | 3     | 3                  |
| CEUTA                       | 0               | 5                 | 0         | 5       | 5     | 0                  | 0               | 8                 | 1         | 2       | 3     | 5                  | 0                               | 13                | 1         | 7       | 8     | 5                  |
| MELILLA                     | 0               | 4                 | 2         | 1       | 3     | 1                  | 0               | 14                | 4         | 7       | 11    | 3                  | 0                               | 18                | 6         | 8       | 14    | 4                  |

|              |     |       |     |     |       |     |       |       |     |       |       |       |       |       |       |       |       |       |
|--------------|-----|-------|-----|-----|-------|-----|-------|-------|-----|-------|-------|-------|-------|-------|-------|-------|-------|-------|
| TOTAL ESTADO | 414 | 1.336 | 518 | 738 | 1.256 | 494 | 1.235 | 2.018 | 648 | 1.230 | 1.878 | 1.375 | 1.649 | 3.354 | 1.166 | 1.968 | 3.134 | 1.869 |
|--------------|-----|-------|-----|-----|-------|-----|-------|-------|-----|-------|-------|-------|-------|-------|-------|-------|-------|-------|

(1) Datos no facilitados.

1g REVISIONES DE OFICIO E INSTANCIA DE PARTE: DATOS DE LA GESTIÓN MENSUAL Y ANUAL

**PENSIÓN NO CONTRIBUTIVA DE JUBILACIÓN**  
**REVISIONES DE OFICIO E INSTANCIA DE PARTE**  
**DATOS DE GESTIÓN CORRESPONDIENTES AL MES DE JUNIO DE 2013**

| CC.AA.<br>Y/O<br>PROVINCIAS | ENTRADA<br>REVISIONES | REVISIONES EFECTUADAS |            |            |            |            | CAUSAS DE EXTINCIÓN DEL DERECHO |            |           |               |           |            |
|-----------------------------|-----------------------|-----------------------|------------|------------|------------|------------|---------------------------------|------------|-----------|---------------|-----------|------------|
|                             |                       | Sin Modif.            | Con Modif. | Suspensión | Extinción  | TOTAL      | Residencia                      | Personal   | U.E.C.    | Fallecimiento | Otras     | TOTAL      |
|                             |                       | Cuantía               | Cuantía    | Pago       | Derecho    |            |                                 |            |           |               |           |            |
| <b>ANDALUCÍA</b>            | <b>430</b>            | <b>44</b>             | <b>67</b>  | <b>12</b>  | <b>318</b> | <b>441</b> | <b>0</b>                        | <b>133</b> | <b>13</b> | <b>142</b>    | <b>30</b> | <b>318</b> |
| ALMERÍA                     | 19                    | 9                     | 3          | 2          | 9          | 23         | 0                               | 2          | 0         | 7             | 0         | 9          |
| CÁDIZ                       | 72                    | 13                    | 11         | 0          | 50         | 74         | 0                               | 22         | 2         | 17            | 9         | 50         |
| CÓRDOBA                     | 72                    | 3                     | 9          | 0          | 51         | 63         | 0                               | 17         | 3         | 30            | 1         | 51         |
| GRANADA                     | 33                    | 3                     | 6          | 1          | 21         | 31         | 0                               | 13         | 0         | 8             | 0         | 21         |
| HUELVA                      | 27                    | 2                     | 2          | 1          | 21         | 26         | 0                               | 12         | 3         | 6             | 0         | 21         |
| JAÉN                        | 35                    | 3                     | 2          | 0          | 30         | 35         | 0                               | 14         | 1         | 14            | 1         | 30         |
| MÁLAGA                      | 60                    | 5                     | 6          | 7          | 46         | 64         | 0                               | 11         | 1         | 28            | 6         | 46         |
| SEVILLA                     | 112                   | 6                     | 28         | 1          | 90         | 125        | 0                               | 42         | 3         | 32            | 13        | 90         |
| <b>ARAGÓN</b>               | <b>54</b>             | <b>4</b>              | <b>5</b>   | <b>6</b>   | <b>36</b>  | <b>51</b>  | <b>0</b>                        | <b>18</b>  | <b>6</b>  | <b>9</b>      | <b>3</b>  | <b>36</b>  |
| HUESCA                      | 14                    | 0                     | 1          | 3          | 9          | 13         | 0                               | 5          | 0         | 3             | 1         | 9          |
| TERUEL                      | 6                     | 1                     | 0          | 1          | 4          | 6          | 0                               | 1          | 1         | 2             | 0         | 4          |
| ZARAGOZA                    | 34                    | 3                     | 4          | 2          | 23         | 32         | 0                               | 12         | 5         | 4             | 2         | 23         |
| <b>ASTURIAS</b>             | <b>41</b>             | <b>4</b>              | <b>8</b>   | <b>0</b>   | <b>36</b>  | <b>48</b>  | <b>0</b>                        | <b>13</b>  | <b>3</b>  | <b>20</b>     | <b>0</b>  | <b>36</b>  |
| <b>ILLES BALEARS</b>        | <b>69</b>             | <b>17</b>             | <b>24</b>  | <b>15</b>  | <b>18</b>  | <b>74</b>  | <b>1</b>                        | <b>3</b>   | <b>3</b>  | <b>9</b>      | <b>2</b>  | <b>18</b>  |
| <b>CANARIAS</b>             | <b>133</b>            | <b>30</b>             | <b>24</b>  | <b>3</b>   | <b>67</b>  | <b>124</b> | <b>2</b>                        | <b>21</b>  | <b>2</b>  | <b>30</b>     | <b>12</b> | <b>67</b>  |
| LAS PALMAS                  | 59                    | 16                    | 13         | 3          | 16         | 48         | 0                               | 12         | 1         | 0             | 3         | 16         |
| S.C. TENERIFE               | 74                    | 14                    | 11         | 0          | 51         | 76         | 2                               | 9          | 1         | 30            | 9         | 51         |
| <b>CANTABRIA</b>            | <b>32</b>             | <b>0</b>              | <b>8</b>   | <b>0</b>   | <b>24</b>  | <b>32</b>  | <b>0</b>                        | <b>11</b>  | <b>1</b>  | <b>12</b>     | <b>0</b>  | <b>24</b>  |
| <b>CASTILLA Y LEÓN</b>      | <b>265</b>            | <b>148</b>            | <b>55</b>  | <b>5</b>   | <b>65</b>  | <b>273</b> | <b>0</b>                        | <b>28</b>  | <b>12</b> | <b>23</b>     | <b>2</b>  | <b>65</b>  |
| ÁVILA                       | 8                     | 10                    | 2          | 2          | 2          | 16         | 0                               | 1          | 0         | 1             | 0         | 2          |
| BURGOS                      | 3                     | 1                     | 0          | 0          | 2          | 3          | 0                               | 0          | 0         | 1             | 1         | 2          |
| LEÓN                        | 11                    | 1                     | 2          | 0          | 8          | 11         | 0                               | 6          | 2         | 0             | 0         | 8          |
| PALENCIA                    | 59                    | 41                    | 7          | 0          | 11         | 59         | 0                               | 5          | 1         | 5             | 0         | 11         |
| SALAMANCA                   | 15                    | 0                     | 2          | 0          | 13         | 15         | 0                               | 4          | 4         | 5             | 0         | 13         |
| SEGOVIA                     | 5                     | 3                     | 1          | 1          | 0          | 5          | 0                               | 0          | 0         | 0             | 0         | 0          |
| SORIA                       | 3                     | 0                     | 1          | 0          | 2          | 3          | 0                               | 1          | 0         | 0             | 1         | 2          |
| VALLADOLID                  | 148                   | 92                    | 37         | 0          | 19         | 148        | 0                               | 6          | 2         | 11            | 0         | 19         |
| ZAMORA                      | 13                    | 0                     | 3          | 2          | 8          | 13         | 0                               | 5          | 3         | 0             | 0         | 8          |
| <b>CASTILLA-LA MANCHA</b>   | <b>99</b>             | <b>25</b>             | <b>14</b>  | <b>1</b>   | <b>57</b>  | <b>97</b>  | <b>0</b>                        | <b>25</b>  | <b>5</b>  | <b>19</b>     | <b>8</b>  | <b>57</b>  |
| ALBACETE                    | 23                    | 12                    | 4          | 0          | 11         | 27         | 0                               | 5          | 3         | 0             | 3         | 11         |
| CIUDAD REAL                 | 27                    | 5                     | 3          | 0          | 14         | 22         | 0                               | 3          | 0         | 9             | 2         | 14         |
| CUENCA                      | 9                     | 4                     | 2          | 0          | 6          | 12         | 0                               | 1          | 1         | 2             | 2         | 6          |
| GUADALAJARA                 | 6                     | 3                     | 2          | 0          | 2          | 7          | 0                               | 1          | 0         | 1             | 0         | 2          |
| TOLEDO                      | 34                    | 1                     | 3          | 1          | 24         | 29         | 0                               | 15         | 1         | 7             | 1         | 24         |

(Continúa al dorso)

| CC.AA.<br>Y/O<br>PROVINCIAS | ENTRADA<br>REVISIONES | REVISIONES EFECTUADAS |                       |                    |                      |              | CAUSAS DE EXTINCIÓN DEL DERECHO |            |            |               |           |              |
|-----------------------------|-----------------------|-----------------------|-----------------------|--------------------|----------------------|--------------|---------------------------------|------------|------------|---------------|-----------|--------------|
|                             |                       | Sin Modif.<br>Cuantía | Con Modif.<br>Cuantía | Suspensión<br>Pago | Extinción<br>Derecho | TOTAL        | Residencia                      | Personal   | U.E.C.     | Fallecimiento | Otras     | TOTAL        |
| CATALUNYA                   | 136                   | 10                    | 44                    | 5                  | 68                   | 127          | 1                               | 52         | 11         | 0             | 4         | 68           |
| BARCELONA                   | 108                   | 10                    | 35                    | 5                  | 48                   | 98           | 1                               | 36         | 8          | 0             | 3         | 48           |
| GIRONA                      | 5                     | 0                     | 4                     | 0                  | 8                    | 12           | 0                               | 8          | 0          | 0             | 0         | 8            |
| LLEIDA                      | 11                    | 0                     | 3                     | 0                  | 3                    | 6            | 0                               | 3          | 0          | 0             | 0         | 3            |
| TARRAGONA                   | 12                    | 0                     | 2                     | 0                  | 9                    | 11           | 0                               | 5          | 3          | 0             | 1         | 9            |
| COMUNIDAD VALENCIANA        | 210                   | 19                    | 43                    | 1                  | 155                  | 218          | 0                               | 47         | 5          | 99            | 4         | 155          |
| ALICANTE                    | 100                   | 3                     | 18                    | 0                  | 79                   | 100          | 0                               | 15         | 0          | 64            | 0         | 79           |
| CASTELLÓN                   | 18                    | 2                     | 10                    | 0                  | 10                   | 22           | 0                               | 4          | 2          | 2             | 2         | 10           |
| VALENCIA                    | 92                    | 14                    | 15                    | 1                  | 66                   | 96           | 0                               | 28         | 3          | 33            | 2         | 66           |
| EXTREMADURA                 | 291                   | 103                   | 30                    | 8                  | 69                   | 210          | 0                               | 32         | 6          | 28            | 3         | 69           |
| BADAJOS                     | 191                   | 80                    | 22                    | 5                  | 43                   | 150          | 0                               | 21         | 4          | 17            | 1         | 43           |
| CÁCERES                     | 100                   | 23                    | 8                     | 3                  | 26                   | 60           | 0                               | 11         | 2          | 11            | 2         | 26           |
| GALICIA                     | 320                   | 33                    | 98                    | 4                  | 185                  | 320          | 2                               | 47         | 42         | 76            | 18        | 185          |
| A CORUÑA                    | 149                   | 31                    | 36                    | 0                  | 82                   | 149          | 2                               | 20         | 4          | 45            | 11        | 82           |
| LUGO                        | 19                    | 1                     | 4                     | 0                  | 14                   | 19           | 0                               | 2          | 0          | 6             | 6         | 14           |
| OURENSE                     | 25                    | 0                     | 7                     | 1                  | 17                   | 25           | 0                               | 4          | 5          | 7             | 1         | 17           |
| PONTEVEDRA                  | 127                   | 1                     | 51                    | 3                  | 72                   | 127          | 0                               | 21         | 33         | 18            | 0         | 72           |
| MADRID                      | 212                   | 20                    | 68                    | 1                  | 123                  | 212          | 2                               | 33         | 20         | 67            | 1         | 123          |
| MURCIA                      | 101                   | 7                     | 68                    | 4                  | 22                   | 101          | 0                               | 6          | 2          | 14            | 0         | 22           |
| NAVARRA                     | 16                    | 0                     | 4                     | 0                  | 12                   | 16           | 0                               | 6          | 2          | 3             | 1         | 12           |
| PAÍS VASCO                  | 14                    | 0                     | 0                     | 1                  | 13                   | 14           | 1                               | 1          | 2          | 8             | 1         | 13           |
| ARABA/ÁLAVA                 | 4                     | 0                     | 0                     | 0                  | 4                    | 4            | 1                               | 0          | 2          | 1             | 0         | 4            |
| GIPUZKOA                    | 0                     | 0                     | 0                     | 0                  | 0                    | 0            | 0                               | 0          | 0          | 0             | 0         | 0            |
| BIZKAIA                     | 10                    | 0                     | 0                     | 1                  | 9                    | 10           | 0                               | 1          | 0          | 7             | 1         | 9            |
| LA RIOJA                    | 10                    | 0                     | 2                     | 0                  | 8                    | 10           | 0                               | 3          | 0          | 5             | 0         | 8            |
| CEUTA                       | 17                    | 4                     | 3                     | 6                  | 4                    | 17           | 0                               | 0          | 0          | 3             | 1         | 4            |
| MELILLA                     | 16                    | 0                     | 8                     | 1                  | 7                    | 16           | 0                               | 1          | 1          | 5             | 0         | 7            |
| <b>TOTAL ESTADO</b>         | <b>2.466</b>          | <b>468</b>            | <b>573</b>            | <b>73</b>          | <b>1.287</b>         | <b>2.401</b> | <b>9</b>                        | <b>480</b> | <b>136</b> | <b>572</b>    | <b>90</b> | <b>1.287</b> |

## PENSIÓN NO CONTRIBUTIVA DE INVALIDEZ REVISIONES DE OFICIO E INSTANCIA DE PARTE DATOS DE GESTIÓN CORRESPONDIENTES AL MES DE JUNIO DE 2013

| CC.AA.<br>Y/O<br>PROVINCIAS | ENTRADA<br>REVISIONES | REVISIONES EFECTUADAS |                       |                |      |                         |                            |                      |       | CAUSAS DE EXTINCIÓN DEL DERECHO |          |        |       |               |       |       |
|-----------------------------|-----------------------|-----------------------|-----------------------|----------------|------|-------------------------|----------------------------|----------------------|-------|---------------------------------|----------|--------|-------|---------------|-------|-------|
|                             |                       | Sin Modif.<br>Cuantía | Con Modif.<br>Cuantía | Suspensión PNC |      | Compat. PNC<br>Art. 147 | Recuperación<br>Art. 144.1 | Extinción<br>Derecho | TOTAL | Residencia                      | Personal | U.E.C. | Grado | Fallecimiento | Otras | TOTAL |
|                             |                       |                       |                       | Art. 144.1     | Pago |                         |                            |                      |       |                                 |          |        |       |               |       |       |
| ANDALUCÍA                   | 560                   | 147                   | 165                   | 22             | 20   | 10                      | 43                         | 251                  | 658   | 1                               | 45       | 10     | 28    | 100           | 67    | 251   |
| ALMERÍA                     | 27                    | 8                     | 5                     | 3              | 1    | 1                       | 5                          | 13                   | 36    | 0                               | 2        | 1      | 0     | 7             | 3     | 13    |
| CÁDIZ                       | 110                   | 27                    | 44                    | 1              | 2    | 0                       | 7                          | 39                   | 120   | 0                               | 4        | 4      | 0     | 22            | 9     | 39    |
| CÓRDOBA                     | 34                    | 22                    | 14                    | 2              | 1    | 1                       | 3                          | 21                   | 64    | 0                               | 2        | 0      | 6     | 9             | 4     | 21    |
| GRANADA                     | 69                    | 28                    | 19                    | 3              | 2    | 1                       | 5                          | 19                   | 77    | 1                               | 5        | 0      | 8     | 5             | 0     | 19    |
| HUELVA                      | 51                    | 8                     | 10                    | 3              | 3    | 4                       | 4                          | 27                   | 59    | 0                               | 2        | 2      | 2     | 9             | 12    | 27    |
| JAÉN                        | 32                    | 5                     | 8                     | 1              | 0    | 0                       | 2                          | 20                   | 36    | 0                               | 3        | 0      | 1     | 6             | 10    | 20    |
| MÁLAGA                      | 90                    | 28                    | 21                    | 6              | 5    | 1                       | 5                          | 39                   | 105   | 0                               | 8        | 2      | 3     | 13            | 13    | 39    |
| SEVILLA                     | 147                   | 21                    | 44                    | 3              | 6    | 2                       | 12                         | 73                   | 161   | 0                               | 19       | 1      | 8     | 29            | 16    | 73    |
| ARAGÓN                      | 66                    | 12                    | 10                    | 2              | 5    | 3                       | 1                          | 33                   | 66    | 0                               | 8        | 0      | 2     | 10            | 13    | 33    |
| HUESCA                      | 12                    | 0                     | 3                     | 0              | 3    | 0                       | 0                          | 6                    | 12    | 0                               | 2        | 0      | 0     | 1             | 3     | 6     |
| TERUEL                      | 10                    | 1                     | 1                     | 0              | 0    | 0                       | 0                          | 8                    | 10    | 0                               | 1        | 0      | 0     | 1             | 6     | 8     |
| ZARAGOZA                    | 44                    | 11                    | 6                     | 2              | 2    | 3                       | 1                          | 19                   | 44    | 0                               | 5        | 0      | 2     | 8             | 4     | 19    |
| ASTURIAS                    | 71                    | 10                    | 15                    | 5              | 0    | 4                       | 4                          | 21                   | 59    | 0                               | 8        | 1      | 1     | 8             | 3     | 21    |
| ILLES BALEARS               | 133                   | 37                    | 33                    | 0              | 31   | 0                       | 0                          | 41                   | 142   | 0                               | 5        | 1      | 8     | 12            | 15    | 41    |
| CANARIAS                    | 241                   | 73                    | 40                    | 0              | 27   | 16                      | 0                          | 67                   | 223   | 1                               | 34       | 2      | 1     | 15            | 14    | 67    |
| LAS PALMAS                  | 97                    | 31                    | 11                    | 0              | 17   | 0                       | 0                          | 28                   | 87    | 0                               | 19       | 1      | 1     | 0             | 7     | 28    |
| S.C. TENERIFE               | 144                   | 42                    | 29                    | 0              | 10   | 16                      | 0                          | 39                   | 136   | 1                               | 15       | 1      | 0     | 15            | 7     | 39    |
| CANTABRIA                   | 58                    | 3                     | 22                    | 0              | 5    | 1                       | 8                          | 19                   | 58    | 4                               | 5        | 0      | 0     | 8             | 2     | 19    |
| CASTILLA Y LEÓN             | 337                   | 161                   | 72                    | 16             | 5    | 19                      | 15                         | 49                   | 337   | 3                               | 14       | 8      | 1     | 8             | 15    | 49    |
| ÁVILA                       | 16                    | 6                     | 6                     | 1              | 0    | 0                       | 0                          | 3                    | 16    | 1                               | 0        | 1      | 0     | 1             | 0     | 3     |
| BURGOS                      | 23                    | 12                    | 3                     | 2              | 0    | 1                       | 0                          | 5                    | 23    | 0                               | 1        | 0      | 0     | 1             | 3     | 5     |
| LEÓN                        | 28                    | 3                     | 6                     | 5              | 0    | 1                       | 1                          | 12                   | 28    | 1                               | 2        | 2      | 0     | 0             | 7     | 12    |
| PALENCIA                    | 65                    | 50                    | 5                     | 1              | 0    | 1                       | 3                          | 5                    | 65    | 0                               | 5        | 0      | 0     | 0             | 0     | 5     |
| SALAMANCA                   | 48                    | 7                     | 12                    | 6              | 0    | 11                      | 7                          | 5                    | 48    | 0                               | 2        | 1      | 0     | 2             | 0     | 5     |
| SEGOVIA                     | 14                    | 7                     | 6                     | 0              | 1    | 0                       | 0                          | 0                    | 14    | 0                               | 0        | 0      | 0     | 0             | 0     | 0     |
| SORIA                       | 4                     | 0                     | 0                     | 0              | 0    | 0                       | 0                          | 4                    | 4     | 0                               | 0        | 0      | 1     | 1             | 2     | 4     |
| VALLADOLID                  | 126                   | 73                    | 32                    | 1              | 1    | 5                       | 4                          | 10                   | 126   | 0                               | 3        | 2      | 0     | 2             | 3     | 10    |
| ZAMORA                      | 13                    | 3                     | 2                     | 0              | 3    | 0                       | 0                          | 5                    | 13    | 1                               | 1        | 2      | 0     | 1             | 0     | 5     |
| CASTILLA-LA MANCHA          | 168                   | 54                    | 36                    | 2              | 18   | 6                       | 1                          | 55                   | 172   | 0                               | 15       | 4      | 2     | 14            | 20    | 55    |
| ALBACETE                    | 42                    | 21                    | 5                     | 0              | 4    | 1                       | 0                          | 11                   | 42    | 0                               | 2        | 1      | 1     | 0             | 7     | 11    |
| CIUDAD REAL                 | 40                    | 9                     | 10                    | 0              | 6    | 4                       | 0                          | 11                   | 40    | 0                               | 2        | 1      | 0     | 5             | 3     | 11    |
| CUENCA                      | 31                    | 14                    | 6                     | 1              | 2    | 1                       | 0                          | 14                   | 38    | 0                               | 3        | 0      | 1     | 3             | 7     | 14    |
| GUADALAJARA                 | 8                     | 4                     | 1                     | 0              | 0    | 0                       | 0                          | 4                    | 9     | 0                               | 0        | 0      | 0     | 4             | 0     | 4     |
| TOLEDO                      | 47                    | 6                     | 14                    | 1              | 6    | 0                       | 1                          | 15                   | 43    | 0                               | 8        | 2      | 0     | 2             | 3     | 15    |

(Continúa al dorso)

| CC.AA.<br>Y/O<br>PROVINCIAS | ENTRADA<br>REVISIONES | REVISIONES EFECTUADAS |                       |                |            |                         |                            |                      | CAUSAS DE EXTINCIÓN DEL DERECHO |            |            |           |           |               |            |              |
|-----------------------------|-----------------------|-----------------------|-----------------------|----------------|------------|-------------------------|----------------------------|----------------------|---------------------------------|------------|------------|-----------|-----------|---------------|------------|--------------|
|                             |                       | Sin Modif.<br>Cuantía | Con Modif.<br>Cuantía | Suspensión PNC |            | Compat. PNC<br>Art. 147 | Recuperación<br>Art. 144.1 | Extinción<br>Derecho | TOTAL                           | Residencia | Personal   | U.E.C.    | Grado     | Fallecimiento | Otras      | TOTAL        |
|                             |                       |                       |                       | Art. 144.1     | Pago       |                         |                            |                      |                                 |            |            |           |           |               |            |              |
| CATALUNYA                   | 265                   | 51                    | 81                    | 11             | 0          | 4                       | 2                          | 87                   | 236                             | 1          | 25         | 7         | 2         | 1             | 51         | 87           |
| BARCELONA                   | 179                   | 36                    | 51                    | 7              | 0          | 3                       | 1                          | 62                   | 160                             | 0          | 17         | 6         | 2         | 0             | 37         | 62           |
| GIRONA                      | 16                    | 5                     | 4                     | 1              | 0          | 1                       | 1                          | 8                    | 20                              | 1          | 4          | 0         | 0         | 1             | 2          | 8            |
| LLEIDA                      | 25                    | 0                     | 7                     | 0              | 0          | 0                       | 0                          | 6                    | 13                              | 0          | 3          | 0         | 0         | 0             | 3          | 6            |
| TARRAGONA                   | 45                    | 10                    | 19                    | 3              | 0          | 0                       | 0                          | 11                   | 43                              | 0          | 1          | 1         | 0         | 0             | 9          | 11           |
| COMUNIDAD VALENCIANA        | 339                   | 95                    | 65                    | 7              | 41         | 17                      | 3                          | 150                  | 378                             | 1          | 42         | 6         | 27        | 57            | 17         | 150          |
| ALICANTE                    | 70                    | 1                     | 9                     | 0              | 0          | 4                       | 0                          | 56                   | 70                              | 0          | 26         | 1         | 0         | 29            | 0          | 56           |
| CASTELLÓN                   | 68                    | 12                    | 23                    | 3              | 3          | 5                       | 3                          | 21                   | 70                              | 0          | 3          | 3         | 6         | 2             | 7          | 21           |
| VALENCIA                    | 201                   | 82                    | 33                    | 4              | 38         | 8                       | 0                          | 73                   | 238                             | 1          | 13         | 2         | 21        | 26            | 10         | 73           |
| EXTREMADURA                 | 271                   | 115                   | 29                    | 4              | 15         | 6                       | 0                          | 39                   | 208                             | 0          | 9          | 5         | 2         | 18            | 5          | 39           |
| BADAJOS                     | 184                   | 82                    | 23                    | 3              | 12         | 4                       | 0                          | 24                   | 148                             | 0          | 6          | 3         | 1         | 11            | 3          | 24           |
| CÁCERES                     | 87                    | 33                    | 6                     | 1              | 3          | 2                       | 0                          | 15                   | 60                              | 0          | 3          | 2         | 1         | 7             | 2          | 15           |
| GALICIA                     | 366                   | 58                    | 109                   | 6              | 11         | 3                       | 0                          | 179                  | 366                             | 0          | 61         | 18        | 6         | 59            | 35         | 179          |
| A CORUÑA                    | 178                   | 43                    | 38                    | 6              | 5          | 2                       | 0                          | 84                   | 178                             | 0          | 16         | 3         | 3         | 34            | 28         | 84           |
| LUGO                        | 24                    | 4                     | 5                     | 0              | 0          | 1                       | 0                          | 14                   | 24                              | 0          | 2          | 1         | 1         | 6             | 4          | 14           |
| OURENSE                     | 29                    | 2                     | 7                     | 0              | 0          | 0                       | 0                          | 20                   | 29                              | 0          | 5          | 3         | 1         | 8             | 3          | 20           |
| PONTEVEDRA                  | 135                   | 9                     | 59                    | 0              | 6          | 0                       | 0                          | 61                   | 135                             | 0          | 38         | 11        | 1         | 11            | 0          | 61           |
| MADRID                      | 229                   | 21                    | 78                    | 8              | 18         | 9                       | 9                          | 86                   | 229                             | 0          | 22         | 15        | 1         | 31            | 17         | 86           |
| MURCIA                      | 102                   | 33                    | 71                    | 0              | 4          | 3                       | 1                          | 53                   | 165                             | 0          | 10         | 9         | 5         | 13            | 16         | 53           |
| NAVARRA                     | 14                    | 0                     | 5                     | 0              | 2          | 0                       | 0                          | 7                    | 14                              | 0          | 1          | 5         | 0         | 1             | 0          | 7            |
| PAÍS VASCO                  | 15                    | 0                     | 0                     | 4              | 1          | 0                       | 0                          | 14                   | 19                              | 0          | 2          | 3         | 0         | 4             | 5          | 14           |
| ÁLAVA                       | 4                     | 0                     | 0                     | 4              | 0          | 0                       | 0                          | 4                    | 8                               | 0          | 0          | 2         | 0         | 2             | 0          | 4            |
| GUIPÚZCOA                   | 0                     | 0                     | 0                     | 0              | 0          | 0                       | 0                          | 0                    | 0                               | 0          | 0          | 0         | 0         | 0             | 0          | 0            |
| VIZCAYA                     | 11                    | 0                     | 0                     | 0              | 1          | 0                       | 0                          | 10                   | 11                              | 0          | 2          | 1         | 0         | 2             | 5          | 10           |
| LA RIOJA                    | 13                    | 0                     | 6                     | 0              | 1          | 0                       | 2                          | 4                    | 13                              | 0          | 0          | 0         | 0         | 3             | 1          | 4            |
| CEUTA                       | 25                    | 6                     | 4                     | 0              | 12         | 0                       | 0                          | 3                    | 25                              | 0          | 1          | 0         | 1         | 1             | 0          | 3            |
| MELILLA                     | 40                    | 3                     | 23                    | 0              | 6          | 0                       | 0                          | 8                    | 40                              | 0          | 2          | 2         | 0         | 3             | 1          | 8            |
| <b>TOTAL ESTADO</b>         | <b>3.313</b>          | <b>879</b>            | <b>864</b>            | <b>87</b>      | <b>222</b> | <b>101</b>              | <b>89</b>                  | <b>1.166</b>         | <b>3.408</b>                    | <b>11</b>  | <b>309</b> | <b>96</b> | <b>87</b> | <b>366</b>    | <b>297</b> | <b>1.166</b> |

**TOTAL PENSIONES NO CONTRIBUTIVAS**  
**REVISIONES DE OFICIO E INSTANCIA DE PARTE**  
**DATOS DE GESTIÓN CORRESPONDIENTES AL MES DE JUNIO DE 2013**

| CC.AA.<br>Y/O<br>PROVINCIAS | ENTRADA<br>REVISIONES | REVISIONES EFECTUADAS |                       |                |          |                         |                            |                      |            | CAUSAS DE EXTINCIÓN DEL DERECHO |          |        |        |               |          |          |
|-----------------------------|-----------------------|-----------------------|-----------------------|----------------|----------|-------------------------|----------------------------|----------------------|------------|---------------------------------|----------|--------|--------|---------------|----------|----------|
|                             |                       | Sin Modif.<br>Cuantía | Con Modif.<br>Cuantía | Suspensión PNC |          | Compat. PNC<br>Art. 147 | Recuperación<br>Art. 144.1 | Extinción<br>Derecho | TOTAL      | Residencia                      | Personal | U.E.C. | Grado  | Fallecimiento | Otras    | TOTAL    |
|                             |                       |                       |                       | Art. 144.1     | Pago     |                         |                            |                      |            |                                 |          |        |        |               |          |          |
| ANDALUCÍA                   | 990                   | 191                   | 232                   | 22             | 32       | 10                      | 43                         | 569                  | 1.099      | 1                               | 178      | 23     | 28     | 242           | 97       | 569      |
| ALMERÍA                     | 46                    | 17                    | 8                     | 3              | 3        | 1                       | 5                          | 22                   | 59         | 0                               | 4        | 1      | 0      | 14            | 3        | 22       |
| CÁDIZ                       | 182                   | 40                    | 55                    | 1              | 2        | 0                       | 7                          | 89                   | 194        | 0                               | 26       | 6      | 0      | 39            | 18       | 89       |
| CÓRDOBA                     | 106                   | 25                    | 23                    | 2              | 1        | 1                       | 3                          | 72                   | 127        | 0                               | 19       | 3      | 6      | 39            | 5        | 72       |
| GRANADA                     | 102                   | 31                    | 25                    | 3              | 3        | 1                       | 5                          | 40                   | 108        | 1                               | 18       | 0      | 8      | 13            | 0        | 40       |
| HUELVA                      | 78                    | 10                    | 12                    | 3              | 4        | 4                       | 4                          | 48                   | 85         | 0                               | 14       | 5      | 2      | 15            | 12       | 48       |
| JAÉN                        | 67                    | 8                     | 10                    | 1              | 0        | 0                       | 2                          | 50                   | 71         | 0                               | 17       | 1      | 1      | 20            | 11       | 50       |
| MÁLAGA                      | 150                   | 33                    | 27                    | 6              | 12       | 1                       | 5                          | 85                   | 169        | 0                               | 19       | 3      | 3      | 41            | 19       | 85       |
| SEVILLA                     | 259                   | 27                    | 72                    | 3              | 7        | 2                       | 12                         | 163                  | 286        | 0                               | 61       | 4      | 8      | 61            | 29       | 163      |
| ARAGÓN                      | 120                   | 16                    | 15                    | 2              | 11       | 3                       | 1                          | 69                   | 117        | 0                               | 26       | 6      | 2      | 19            | 16       | 69       |
| HUESCA                      | 26                    | 0                     | 4                     | 0              | 6        | 0                       | 0                          | 15                   | 25         | 0                               | 7        | 0      | 0      | 4             | 4        | 15       |
| TERUEL                      | 16                    | 2                     | 1                     | 0              | 1        | 0                       | 0                          | 12                   | 16         | 0                               | 2        | 1      | 0      | 3             | 6        | 12       |
| ZARAGOZA                    | 78                    | 14                    | 10                    | 2              | 4        | 3                       | 1                          | 42                   | 76         | 0                               | 17       | 5      | 2      | 12            | 6        | 42       |
| ASTURIAS                    | 112                   | 14                    | 23                    | 5              | 0        | 4                       | 4                          | 57                   | 107        | 0                               | 21       | 4      | 1      | 28            | 3        | 57       |
| ILLES BALEARS               | 202                   | 54                    | 57                    | 0              | 46       | 0                       | 0                          | 59                   | 216        | 1                               | 8        | 4      | 8      | 21            | 17       | 59       |
| CANARIAS                    | 374                   | 103                   | 64                    | 0              | 30       | 16                      | 0                          | 134                  | 347        | 3                               | 55       | 4      | 1      | 45            | 26       | 134      |
| LAS PALMAS<br>S.C. TENERIFE | 156<br>218            | 47<br>56              | 24<br>40              | 0<br>0         | 20<br>10 | 0<br>16                 | 0<br>0                     | 44<br>90             | 135<br>212 | 0<br>3                          | 31<br>24 | 2<br>2 | 1<br>0 | 0<br>45       | 10<br>16 | 44<br>90 |
| CANTABRIA                   | 90                    | 3                     | 30                    | 0              | 5        | 1                       | 8                          | 43                   | 90         | 4                               | 16       | 1      | 0      | 20            | 2        | 43       |
| CASTILLA Y LEÓN             | 602                   | 309                   | 127                   | 16             | 10       | 19                      | 15                         | 114                  | 610        | 3                               | 42       | 20     | 1      | 31            | 17       | 114      |
| ÁVILA                       | 24                    | 16                    | 8                     | 1              | 2        | 0                       | 0                          | 5                    | 32         | 1                               | 1        | 1      | 0      | 2             | 0        | 5        |
| BURGOS                      | 26                    | 13                    | 3                     | 2              | 0        | 1                       | 0                          | 7                    | 26         | 0                               | 1        | 0      | 0      | 2             | 4        | 7        |
| LEÓN                        | 39                    | 4                     | 8                     | 5              | 0        | 1                       | 1                          | 20                   | 39         | 1                               | 8        | 4      | 0      | 0             | 7        | 20       |
| PALENCIA                    | 124                   | 91                    | 12                    | 1              | 0        | 1                       | 3                          | 16                   | 124        | 0                               | 10       | 1      | 0      | 5             | 0        | 16       |
| SALAMANCA                   | 63                    | 7                     | 14                    | 6              | 0        | 11                      | 7                          | 18                   | 63         | 0                               | 6        | 5      | 0      | 7             | 0        | 18       |
| SEGOVIA                     | 19                    | 10                    | 7                     | 0              | 2        | 0                       | 0                          | 0                    | 19         | 0                               | 0        | 0      | 0      | 0             | 0        | 0        |
| SORIA                       | 7                     | 0                     | 1                     | 0              | 0        | 0                       | 0                          | 6                    | 7          | 0                               | 1        | 0      | 1      | 1             | 3        | 6        |
| VALLADOLID                  | 274                   | 165                   | 69                    | 1              | 1        | 5                       | 4                          | 29                   | 274        | 0                               | 9        | 4      | 0      | 13            | 3        | 29       |
| ZAMORA                      | 26                    | 3                     | 5                     | 0              | 5        | 0                       | 0                          | 13                   | 26         | 1                               | 6        | 5      | 0      | 1             | 0        | 13       |
| CASTILLA-LA MANCHA          | 267                   | 79                    | 50                    | 2              | 19       | 6                       | 1                          | 112                  | 269        | 0                               | 40       | 9      | 2      | 33            | 28       | 112      |
| ALBACETE                    | 65                    | 33                    | 9                     | 0              | 4        | 1                       | 0                          | 22                   | 69         | 0                               | 7        | 4      | 1      | 0             | 10       | 22       |
| CIUDAD REAL                 | 67                    | 14                    | 13                    | 0              | 6        | 4                       | 0                          | 25                   | 62         | 0                               | 5        | 1      | 0      | 14            | 5        | 25       |
| CUENCA                      | 40                    | 18                    | 8                     | 1              | 2        | 1                       | 0                          | 20                   | 50         | 0                               | 4        | 1      | 1      | 5             | 9        | 20       |
| GUADALAJARA                 | 14                    | 7                     | 3                     | 0              | 0        | 0                       | 0                          | 6                    | 16         | 0                               | 1        | 0      | 0      | 5             | 0        | 6        |
| TOLEDO                      | 81                    | 7                     | 17                    | 1              | 7        | 0                       | 1                          | 39                   | 72         | 0                               | 23       | 3      | 0      | 9             | 4        | 39       |

(Continúa al dorso)

| CC.AA.<br>Y/O<br>PROVINCIAS | ENTRADA<br>REVISIONES | REVISIONES EFECTUADAS |                       |                |      |                         |                            |                      |       | CAUSAS DE EXTINCIÓN DEL DERECHO |          |        |       |               |       |       |
|-----------------------------|-----------------------|-----------------------|-----------------------|----------------|------|-------------------------|----------------------------|----------------------|-------|---------------------------------|----------|--------|-------|---------------|-------|-------|
|                             |                       | Sin Modif.<br>Cuantía | Con Modif.<br>Cuantía | Suspensión PNC |      | Compat. PNC<br>Art. 147 | Recuperación<br>Art. 144.1 | Extinción<br>Derecho | TOTAL | Residencia                      | Personal | U.E.C. | Grado | Fallecimiento | Otras | TOTAL |
|                             |                       |                       |                       | Art. 144.1     | Pago |                         |                            |                      |       |                                 |          |        |       |               |       |       |
| CATALUNYA                   | 401                   | 61                    | 125                   | 11             | 5    | 4                       | 2                          | 155                  | 363   | 2                               | 77       | 18     | 2     | 1             | 55    | 155   |
| BARCELONA                   | 287                   | 46                    | 86                    | 7              | 5    | 3                       | 1                          | 110                  | 258   | 1                               | 53       | 14     | 2     | 0             | 40    | 110   |
| GIRONA                      | 21                    | 5                     | 8                     | 1              | 0    | 1                       | 1                          | 16                   | 32    | 1                               | 12       | 0      | 0     | 1             | 2     | 16    |
| LLEIDA                      | 36                    | 0                     | 10                    | 0              | 0    | 0                       | 0                          | 9                    | 19    | 0                               | 6        | 0      | 0     | 0             | 3     | 9     |
| TARRAGONA                   | 57                    | 10                    | 21                    | 3              | 0    | 0                       | 0                          | 20                   | 54    | 0                               | 6        | 4      | 0     | 0             | 10    | 20    |
| COMUNIDAD VALENCIANA        | 549                   | 114                   | 108                   | 7              | 42   | 17                      | 3                          | 305                  | 596   | 1                               | 89       | 11     | 27    | 156           | 21    | 305   |
| ALICANTE                    | 170                   | 4                     | 27                    | 0              | 0    | 4                       | 0                          | 135                  | 170   | 0                               | 41       | 1      | 0     | 93            | 0     | 135   |
| CASTELLÓN                   | 86                    | 14                    | 33                    | 3              | 3    | 5                       | 3                          | 31                   | 92    | 0                               | 7        | 5      | 6     | 4             | 9     | 31    |
| VALENCIA                    | 293                   | 96                    | 48                    | 4              | 39   | 8                       | 0                          | 139                  | 334   | 1                               | 41       | 5      | 21    | 59            | 12    | 139   |
| EXTREMADURA                 | 562                   | 218                   | 59                    | 4              | 23   | 6                       | 0                          | 108                  | 418   | 0                               | 41       | 11     | 2     | 46            | 8     | 108   |
| BADAJOS                     | 375                   | 162                   | 45                    | 3              | 17   | 4                       | 0                          | 67                   | 298   | 0                               | 27       | 7      | 1     | 28            | 4     | 67    |
| CÁCERES                     | 187                   | 56                    | 14                    | 1              | 6    | 2                       | 0                          | 41                   | 120   | 0                               | 14       | 4      | 1     | 18            | 4     | 41    |
| GALICIA                     | 686                   | 91                    | 207                   | 6              | 15   | 3                       | 0                          | 364                  | 686   | 2                               | 108      | 60     | 6     | 135           | 53    | 364   |
| A CORUÑA                    | 327                   | 74                    | 74                    | 6              | 5    | 2                       | 0                          | 166                  | 327   | 2                               | 36       | 7      | 3     | 79            | 39    | 166   |
| LUGO                        | 43                    | 5                     | 9                     | 0              | 0    | 1                       | 0                          | 28                   | 43    | 0                               | 4        | 1      | 1     | 12            | 10    | 28    |
| OURENSE                     | 54                    | 2                     | 14                    | 0              | 1    | 0                       | 0                          | 37                   | 54    | 0                               | 9        | 8      | 1     | 15            | 4     | 37    |
| PONTEVEDRA                  | 262                   | 10                    | 110                   | 0              | 9    | 0                       | 0                          | 133                  | 262   | 0                               | 59       | 44     | 1     | 29            | 0     | 133   |
| MADRID                      | 441                   | 41                    | 146                   | 8              | 19   | 9                       | 9                          | 209                  | 441   | 2                               | 55       | 35     | 1     | 98            | 18    | 209   |
| MURCIA                      | 203                   | 40                    | 139                   | 0              | 8    | 3                       | 1                          | 75                   | 266   | 0                               | 16       | 11     | 5     | 27            | 16    | 75    |
| NAVARRA                     | 30                    | 0                     | 9                     | 0              | 2    | 0                       | 0                          | 19                   | 30    | 0                               | 7        | 7      | 0     | 4             | 1     | 19    |
| PAÍS VASCO                  | 29                    | 0                     | 0                     | 4              | 2    | 0                       | 0                          | 27                   | 33    | 1                               | 3        | 5      | 0     | 12            | 6     | 27    |
| ÁLAVA                       | 8                     | 0                     | 0                     | 4              | 0    | 0                       | 0                          | 8                    | 12    | 1                               | 0        | 4      | 0     | 3             | 0     | 8     |
| GUIPÚZCOA                   | 0                     | 0                     | 0                     | 0              | 0    | 0                       | 0                          | 0                    | 0     | 0                               | 0        | 0      | 0     | 0             | 0     | 0     |
| VIZCAYA                     | 21                    | 0                     | 0                     | 0              | 2    | 0                       | 0                          | 19                   | 21    | 0                               | 3        | 1      | 0     | 9             | 6     | 19    |
| LA RIOJA                    | 23                    | 0                     | 8                     | 0              | 1    | 0                       | 2                          | 12                   | 23    | 0                               | 3        | 0      | 0     | 8             | 1     | 12    |
| CEUTA                       | 42                    | 10                    | 7                     | 0              | 18   | 0                       | 0                          | 7                    | 42    | 0                               | 1        | 0      | 1     | 4             | 1     | 7     |
| MELILLA                     | 56                    | 3                     | 31                    | 0              | 7    | 0                       | 0                          | 15                   | 56    | 0                               | 3        | 3      | 0     | 8             | 1     | 15    |

|              |       |       |       |    |     |     |    |       |       |    |     |     |    |     |     |       |
|--------------|-------|-------|-------|----|-----|-----|----|-------|-------|----|-----|-----|----|-----|-----|-------|
| TOTAL ESTADO | 5.779 | 1.347 | 1.437 | 87 | 295 | 101 | 89 | 2.453 | 5.809 | 20 | 789 | 232 | 87 | 938 | 387 | 2.453 |
|--------------|-------|-------|-------|----|-----|-----|----|-------|-------|----|-----|-----|----|-----|-----|-------|

**PENSIÓN NO CONTRIBUTIVA DE JUBILACIÓN**  
**REVISIONES DE OFICIO E INSTANCIA DE PARTE**  
**DATOS DE GESTIÓN ACUMULADA CORRESPONDIENTES AL AÑO 2013 HASTA MAYO**

| CC.AA.<br>Y/O<br>PROVINCIAS | ENTRADA<br>REVISIONES | REVISIONES EFECTUADAS |            |            |              |              | CAUSAS DE EXTINCIÓN DEL DERECHO |            |            |               |            |              |
|-----------------------------|-----------------------|-----------------------|------------|------------|--------------|--------------|---------------------------------|------------|------------|---------------|------------|--------------|
|                             |                       | Sin Modif.            | Con Modif. | Suspensión | Extinción    | TOTAL        | Residencia                      | Personal   | U.E.C.     | Fallecimiento | Otras      | TOTAL        |
|                             |                       | Cuantía               | Cuantía    | Pago       | Derecho      |              |                                 |            |            |               |            |              |
| <b>ANDALUCÍA</b>            | <b>3.007</b>          | <b>353</b>            | <b>561</b> | <b>67</b>  | <b>2.143</b> | <b>3.124</b> | <b>15</b>                       | <b>880</b> | <b>175</b> | <b>914</b>    | <b>159</b> | <b>2.143</b> |
| ALMERÍA                     | 221                   | 32                    | 28         | 9          | 152          | 221          | 11                              | 59         | 3          | 66            | 13         | 152          |
| CÁDIZ                       | 585                   | 89                    | 107        | 8          | 386          | 590          | 0                               | 162        | 20         | 163           | 41         | 386          |
| CÓRDOBA                     | 302                   | 46                    | 53         | 1          | 213          | 313          | 0                               | 83         | 15         | 98            | 17         | 213          |
| GRANADA                     | 199                   | 24                    | 37         | 2          | 140          | 203          | 1                               | 71         | 8          | 49            | 11         | 140          |
| HUELVA                      | 178                   | 6                     | 25         | 3          | 142          | 176          | 0                               | 73         | 8          | 51            | 10         | 142          |
| JAÉN                        | 230                   | 13                    | 19         | 1          | 202          | 235          | 0                               | 92         | 10         | 88            | 12         | 202          |
| MÁLAGA                      | 566                   | 70                    | 165        | 42         | 382          | 659          | 2                               | 120        | 77         | 159           | 24         | 382          |
| SEVILLA                     | 726                   | 73                    | 127        | 1          | 526          | 727          | 1                               | 220        | 34         | 240           | 31         | 526          |
| <b>ARAGÓN</b>               | <b>344</b>            | <b>33</b>             | <b>40</b>  | <b>12</b>  | <b>257</b>   | <b>342</b>   | <b>1</b>                        | <b>91</b>  | <b>28</b>  | <b>109</b>    | <b>28</b>  | <b>257</b>   |
| HUESCA                      | 61                    | 0                     | 7          | 4          | 49           | 60           | 0                               | 19         | 3          | 23            | 4          | 49           |
| TERUEL                      | 39                    | 3                     | 3          | 3          | 30           | 39           | 0                               | 9          | 4          | 11            | 6          | 30           |
| ZARAGOZA                    | 244                   | 30                    | 30         | 5          | 178          | 243          | 1                               | 63         | 21         | 75            | 18         | 178          |
| <b>ASTURIAS</b>             | <b>275</b>            | <b>25</b>             | <b>46</b>  | <b>0</b>   | <b>202</b>   | <b>273</b>   | <b>3</b>                        | <b>68</b>  | <b>10</b>  | <b>111</b>    | <b>10</b>  | <b>202</b>   |
| <b>ILLES BALEARS</b>        | <b>573</b>            | <b>201</b>            | <b>161</b> | <b>94</b>  | <b>191</b>   | <b>647</b>   | <b>1</b>                        | <b>51</b>  | <b>24</b>  | <b>95</b>     | <b>20</b>  | <b>191</b>   |
| <b>CANARIAS</b>             | <b>1.231</b>          | <b>238</b>            | <b>247</b> | <b>44</b>  | <b>631</b>   | <b>1.160</b> | <b>10</b>                       | <b>211</b> | <b>13</b>  | <b>348</b>    | <b>49</b>  | <b>631</b>   |
| LAS PALMAS                  | 579                   | 138                   | 110        | 43         | 237          | 528          | 2                               | 107        | 7          | 112           | 9          | 237          |
| S.C. TENERIFE               | 652                   | 100                   | 137        | 1          | 394          | 632          | 8                               | 104        | 6          | 236           | 40         | 394          |
| <b>CANTABRIA</b>            | <b>185</b>            | <b>14</b>             | <b>48</b>  | <b>4</b>   | <b>119</b>   | <b>185</b>   | <b>0</b>                        | <b>49</b>  | <b>6</b>   | <b>58</b>     | <b>6</b>   | <b>119</b>   |
| <b>CASTILLA Y LEÓN</b>      | <b>1.451</b>          | <b>596</b>            | <b>406</b> | <b>25</b>  | <b>438</b>   | <b>1.465</b> | <b>0</b>                        | <b>192</b> | <b>95</b>  | <b>132</b>    | <b>19</b>  | <b>438</b>   |
| ÁVILA                       | 57                    | 17                    | 15         | 5          | 28           | 65           | 0                               | 17         | 8          | 1             | 2          | 28           |
| BURGOS                      | 53                    | 7                     | 11         | 0          | 35           | 53           | 0                               | 20         | 4          | 9             | 2          | 35           |
| LEÓN                        | 72                    | 4                     | 26         | 4          | 38           | 72           | 0                               | 23         | 12         | 0             | 3          | 38           |
| PALENCIA                    | 319                   | 197                   | 46         | 9          | 67           | 319          | 0                               | 28         | 13         | 25            | 1          | 67           |
| SALAMANCA                   | 136                   | 10                    | 23         | 0          | 103          | 136          | 0                               | 42         | 22         | 39            | 0          | 103          |
| SEGOVIA                     | 39                    | 35                    | 9          | 1          | 2            | 47           | 0                               | 0          | 2          | 0             | 0          | 2            |
| SORIA                       | 22                    | 2                     | 1          | 0          | 19           | 22           | 0                               | 5          | 0          | 9             | 5          | 19           |
| VALLADOLID                  | 599                   | 265                   | 229        | 2          | 101          | 597          | 0                               | 36         | 14         | 45            | 6          | 101          |
| ZAMORA                      | 154                   | 59                    | 46         | 4          | 45           | 154          | 0                               | 21         | 20         | 4             | 0          | 45           |
| <b>CASTILLA-LA MANCHA</b>   | <b>751</b>            | <b>142</b>            | <b>156</b> | <b>10</b>  | <b>447</b>   | <b>755</b>   | <b>0</b>                        | <b>144</b> | <b>39</b>  | <b>215</b>    | <b>49</b>  | <b>447</b>   |
| ALBACETE                    | 167                   | 50                    | 26         | 1          | 90           | 167          | 0                               | 28         | 8          | 41            | 13         | 90           |
| CIUDAD REAL                 | 218                   | 26                    | 71         | 0          | 118          | 215          | 0                               | 31         | 7          | 70            | 10         | 118          |
| CUENCA                      | 86                    | 20                    | 13         | 0          | 56           | 89           | 0                               | 18         | 5          | 20            | 13         | 56           |
| GUADALAJARA                 | 58                    | 26                    | 13         | 2          | 23           | 64           | 0                               | 8          | 0          | 14            | 1          | 23           |
| TOLEDO                      | 222                   | 20                    | 33         | 7          | 160          | 220          | 0                               | 59         | 19         | 70            | 12         | 160          |

(Continúa al dorso)

| CC.AA.<br>Y/O<br>PROVINCIAS | ENTRADA<br>REVISIONES | REVISIONES EFECTUADAS |                       |                    |                      |               | CAUSAS DE EXTINCIÓN DEL DERECHO |              |            |               |            |              |
|-----------------------------|-----------------------|-----------------------|-----------------------|--------------------|----------------------|---------------|---------------------------------|--------------|------------|---------------|------------|--------------|
|                             |                       | Sin Modif.<br>Cuantía | Con Modif.<br>Cuantía | Suspensión<br>Pago | Extinción<br>Derecho | TOTAL         | Residencia                      | Personal     | U.E.C.     | Fallecimiento | Otras      | TOTAL        |
| <b>CATALUNYA</b>            | <b>917</b>            | <b>101</b>            | <b>176</b>            | <b>25</b>          | <b>524</b>           | <b>826</b>    | <b>14</b>                       | <b>418</b>   | <b>56</b>  | <b>0</b>      | <b>36</b>  | <b>524</b>   |
| BARCELONA                   | 680                   | 77                    | 136                   | 15                 | 373                  | 601           | 12                              | 290          | 42         | 0             | 29         | 373          |
| GIRONA                      | 56                    | 10                    | 13                    | 3                  | 33                   | 59            | 1                               | 27           | 2          | 0             | 3          | 33           |
| LLEIDA                      | 85                    | 3                     | 9                     | 5                  | 63                   | 80            | 0                               | 57           | 4          | 0             | 2          | 63           |
| TARRAGONA                   | 96                    | 11                    | 18                    | 2                  | 55                   | 86            | 1                               | 44           | 8          | 0             | 2          | 55           |
| <b>COMUNIDAD VALENCIANA</b> | <b>1.435</b>          | <b>209</b>            | <b>222</b>            | <b>11</b>          | <b>970</b>           | <b>1.412</b>  | <b>2</b>                        | <b>395</b>   | <b>47</b>  | <b>506</b>    | <b>20</b>  | <b>970</b>   |
| ALICANTE                    | 464                   | 37                    | 79                    | 0                  | 348                  | 464           | 0                               | 145          | 1          | 202           | 0          | 348          |
| CASTELLÓN                   | 210                   | 84                    | 46                    | 3                  | 75                   | 208           | 0                               | 30           | 14         | 23            | 8          | 75           |
| VALENCIA                    | 761                   | 88                    | 97                    | 8                  | 547                  | 740           | 2                               | 220          | 32         | 281           | 12         | 547          |
| <b>EXTREMADURA</b>          | <b>1.238</b>          | <b>353</b>            | <b>112</b>            | <b>87</b>          | <b>453</b>           | <b>1.005</b>  | <b>0</b>                        | <b>183</b>   | <b>50</b>  | <b>183</b>    | <b>37</b>  | <b>453</b>   |
| BADAJOS                     | 802                   | 262                   | 85                    | 65                 | 318                  | 730           | 0                               | 125          | 37         | 131           | 25         | 318          |
| CÁCERES                     | 436                   | 91                    | 27                    | 22                 | 135                  | 275           | 0                               | 58           | 13         | 52            | 12         | 135          |
| <b>GALICIA</b>              | <b>1.888</b>          | <b>200</b>            | <b>587</b>            | <b>32</b>          | <b>1.069</b>         | <b>1.888</b>  | <b>5</b>                        | <b>247</b>   | <b>156</b> | <b>557</b>    | <b>104</b> | <b>1.069</b> |
| A CORUÑA                    | 769                   | 155                   | 156                   | 2                  | 456                  | 769           | 2                               | 143          | 18         | 242           | 51         | 456          |
| LUGO                        | 175                   | 1                     | 27                    | 3                  | 144                  | 175           | 0                               | 19           | 3          | 78            | 44         | 144          |
| OURENSE                     | 167                   | 2                     | 25                    | 4                  | 136                  | 167           | 2                               | 34           | 16         | 76            | 8          | 136          |
| PONTEVEDRA                  | 777                   | 42                    | 379                   | 23                 | 333                  | 777           | 1                               | 51           | 119        | 161           | 1          | 333          |
| <b>MADRID</b>               | <b>1.504</b>          | <b>138</b>            | <b>539</b>            | <b>19</b>          | <b>808</b>           | <b>1.504</b>  | <b>10</b>                       | <b>205</b>   | <b>101</b> | <b>435</b>    | <b>57</b>  | <b>808</b>   |
| MURCIA                      | 482                   | 22                    | 232                   | 18                 | 210                  | 482           | 2                               | 82           | 32         | 84            | 10         | 210          |
| NAVARRA                     | 147                   | 2                     | 47                    | 0                  | 100                  | 149           | 1                               | 25           | 17         | 52            | 5          | 100          |
| <b>PAÍS VASCO</b>           | <b>132</b>            | <b>0</b>              | <b>0</b>              | <b>8</b>           | <b>124</b>           | <b>132</b>    | <b>5</b>                        | <b>23</b>    | <b>14</b>  | <b>75</b>     | <b>7</b>   | <b>124</b>   |
| ARABA/ÁLAVA                 | 24                    | 0                     | 0                     | 0                  | 24                   | 24            | 5                               | 0            | 9          | 10            | 0          | 24           |
| GIPUZKOA                    | 0                     | 0                     | 0                     | 0                  | 0                    | 0             | 0                               | 0            | 0          | 0             | 0          | 0            |
| BIZKAIA                     | 108                   | 0                     | 0                     | 8                  | 100                  | 108           | 0                               | 23           | 5          | 65            | 7          | 100          |
| LA RIOJA                    | 65                    | 2                     | 21                    | 2                  | 38                   | 63            | 0                               | 14           | 3          | 18            | 3          | 38           |
| CEUTA                       | 92                    | 14                    | 39                    | 8                  | 31                   | 92            | 0                               | 5            | 2          | 22            | 2          | 31           |
| MELILLA                     | 84                    | 4                     | 46                    | 11                 | 23                   | 84            | 0                               | 2            | 2          | 19            | 0          | 23           |
| <b>TOTAL ESTADO</b>         | <b>15.801</b>         | <b>2.647</b>          | <b>3.686</b>          | <b>477</b>         | <b>8.778</b>         | <b>15.588</b> | <b>69</b>                       | <b>3.285</b> | <b>870</b> | <b>3.933</b>  | <b>621</b> | <b>8.778</b> |

**PENSIÓN NO CONTRIBUTIVA DE INVALIDEZ**  
**REVISIONES DE OFICIO E INSTANCIA DE PARTE**  
**DATOS DE GESTIÓN ACUMULADA CORRESPONDIENTES AL AÑO 2013 HASTA MAYO**

| CC.AA.<br>Y/O<br>PROVINCIAS | ENTRADA<br>REVISIONES | REVISIONES EFECTUADAS |                       |                |            |                         |                            |                      |              | CAUSAS DE EXTINCIÓN DEL DERECHO |            |            |            |               |            |              |
|-----------------------------|-----------------------|-----------------------|-----------------------|----------------|------------|-------------------------|----------------------------|----------------------|--------------|---------------------------------|------------|------------|------------|---------------|------------|--------------|
|                             |                       | Sin Modif.<br>Cuantía | Con Modif.<br>Cuantía | Suspensión PNC |            | Compat. PNC<br>Art. 147 | Recuperación<br>Art. 144.1 | Extinción<br>Derecho | TOTAL        | Residencia                      | Personal   | U.E.C.     | Grado      | Fallecimiento | Otras      | TOTAL        |
|                             |                       |                       |                       | Art. 144.1     | Pago       |                         |                            |                      |              |                                 |            |            |            |               |            |              |
| <b>ANDALUCÍA</b>            | <b>4.290</b>          | <b>1.455</b>          | <b>1.054</b>          | <b>203</b>     | <b>124</b> | <b>42</b>               | <b>281</b>                 | <b>1.650</b>         | <b>4.809</b> | <b>9</b>                        | <b>419</b> | <b>130</b> | <b>161</b> | <b>686</b>    | <b>245</b> | <b>1.650</b> |
| ALMERÍA                     | 318                   | 78                    | 60                    | 13             | 17         | 2                       | 20                         | 132                  | 322          | 7                               | 38         | 4          | 10         | 60            | 13         | 132          |
| CÁDIZ                       | 785                   | 214                   | 165                   | 40             | 18         | 9                       | 39                         | 312                  | 797          | 0                               | 95         | 22         | 11         | 146           | 38         | 312          |
| CÓRDOBA                     | 418                   | 165                   | 101                   | 19             | 6          | 2                       | 38                         | 118                  | 449          | 0                               | 13         | 4          | 22         | 47            | 32         | 118          |
| GRANADA                     | 394                   | 186                   | 103                   | 15             | 18         | 6                       | 27                         | 140                  | 495          | 1                               | 42         | 1          | 34         | 43            | 19         | 140          |
| HUELVA                      | 398                   | 77                    | 104                   | 15             | 18         | 13                      | 33                         | 141                  | 401          | 1                               | 43         | 7          | 8          | 55            | 27         | 141          |
| JAÉN                        | 281                   | 61                    | 78                    | 9              | 3          | 1                       | 14                         | 113                  | 279          | 0                               | 29         | 1          | 6          | 48            | 29         | 113          |
| MÁLAGA                      | 792                   | 471                   | 255                   | 67             | 20         | 2                       | 54                         | 314                  | 1.183        | 0                               | 59         | 77         | 14         | 137           | 27         | 314          |
| SEVILLA                     | 904                   | 203                   | 188                   | 25             | 24         | 7                       | 56                         | 380                  | 883          | 0                               | 100        | 14         | 56         | 150           | 60         | 380          |
| <b>ARAGÓN</b>               | <b>309</b>            | <b>35</b>             | <b>58</b>             | <b>12</b>      | <b>14</b>  | <b>14</b>               | <b>10</b>                  | <b>169</b>           | <b>312</b>   | <b>0</b>                        | <b>28</b>  | <b>3</b>   | <b>9</b>   | <b>67</b>     | <b>62</b>  | <b>169</b>   |
| HUESCA                      | 57                    | 0                     | 14                    | 1              | 5          | 0                       | 1                          | 36                   | 57           | 0                               | 5          | 2          | 0          | 12            | 17         | 36           |
| TERUEL                      | 35                    | 4                     | 5                     | 0              | 2          | 1                       | 0                          | 23                   | 35           | 0                               | 5          | 0          | 0          | 8             | 10         | 23           |
| ZARAGOZA                    | 217                   | 31                    | 39                    | 11             | 7          | 13                      | 9                          | 110                  | 220          | 0                               | 18         | 1          | 9          | 47            | 35         | 110          |
| <b>ASTURIAS</b>             | <b>548</b>            | <b>69</b>             | <b>104</b>            | <b>25</b>      | <b>7</b>   | <b>26</b>               | <b>26</b>                  | <b>208</b>           | <b>465</b>   | <b>2</b>                        | <b>66</b>  | <b>10</b>  | <b>6</b>   | <b>98</b>     | <b>26</b>  | <b>208</b>   |
| <b>ILLES BALEARS</b>        | <b>943</b>            | <b>314</b>            | <b>247</b>            | <b>4</b>       | <b>142</b> | <b>43</b>               | <b>1</b>                   | <b>240</b>           | <b>991</b>   | <b>2</b>                        | <b>30</b>  | <b>11</b>  | <b>42</b>  | <b>78</b>     | <b>77</b>  | <b>240</b>   |
| <b>CANARIAS</b>             | <b>2.353</b>          | <b>619</b>            | <b>451</b>            | <b>0</b>       | <b>161</b> | <b>100</b>              | <b>0</b>                   | <b>637</b>           | <b>1.968</b> | <b>5</b>                        | <b>214</b> | <b>29</b>  | <b>19</b>  | <b>270</b>    | <b>100</b> | <b>637</b>   |
| LAS PALMAS                  | 1.043                 | 357                   | 118                   | 0              | 104        | 2                       | 0                          | 264                  | 845          | 1                               | 82         | 10         | 19         | 113           | 39         | 264          |
| S.C. TENERIFE               | 1.310                 | 262                   | 333                   | 0              | 57         | 98                      | 0                          | 373                  | 1.123        | 4                               | 132        | 19         | 0          | 157           | 61         | 373          |
| <b>CANTABRIA</b>            | <b>303</b>            | <b>62</b>             | <b>75</b>             | <b>0</b>       | <b>31</b>  | <b>17</b>               | <b>14</b>                  | <b>105</b>           | <b>304</b>   | <b>11</b>                       | <b>24</b>  | <b>2</b>   | <b>0</b>   | <b>53</b>     | <b>15</b>  | <b>105</b>   |
| <b>CASTILLA Y LEÓN</b>      | <b>1.657</b>          | <b>692</b>            | <b>421</b>            | <b>60</b>      | <b>59</b>  | <b>78</b>               | <b>43</b>                  | <b>305</b>           | <b>1.658</b> | <b>6</b>                        | <b>97</b>  | <b>49</b>  | <b>7</b>   | <b>57</b>     | <b>89</b>  | <b>305</b>   |
| ÁVILA                       | 106                   | 32                    | 36                    | 2              | 9          | 0                       | 2                          | 27                   | 108          | 1                               | 9          | 5          | 0          | 1             | 11         | 27           |
| BURGOS                      | 144                   | 42                    | 40                    | 7              | 8          | 7                       | 0                          | 40                   | 144          | 0                               | 16         | 9          | 0          | 9             | 6          | 40           |
| LEÓN                        | 153                   | 15                    | 56                    | 15             | 9          | 9                       | 9                          | 40                   | 153          | 2                               | 12         | 5          | 1          | 0             | 20         | 40           |
| PALENCIA                    | 308                   | 200                   | 35                    | 2              | 8          | 1                       | 8                          | 50                   | 304          | 0                               | 13         | 7          | 0          | 9             | 21         | 50           |
| SALAMANCA                   | 161                   | 25                    | 36                    | 29             | 0          | 24                      | 11                         | 36                   | 161          | 0                               | 17         | 4          | 1          | 12            | 2          | 36           |
| SEGOVIA                     | 98                    | 55                    | 32                    | 0              | 9          | 0                       | 0                          | 5                    | 101          | 2                               | 0          | 3          | 0          | 0             | 0          | 5            |
| SORIA                       | 17                    | 0                     | 3                     | 0              | 0          | 1                       | 1                          | 12                   | 17           | 0                               | 3          | 0          | 1          | 3             | 5          | 12           |
| VALLADOLID                  | 524                   | 271                   | 131                   | 5              | 4          | 36                      | 12                         | 65                   | 524          | 0                               | 17         | 10         | 2          | 20            | 16         | 65           |
| ZAMORA                      | 146                   | 52                    | 52                    | 0              | 12         | 0                       | 0                          | 30                   | 146          | 1                               | 10         | 6          | 2          | 3             | 8          | 30           |
| <b>CASTILLA-LA MANCHA</b>   | <b>1.211</b>          | <b>268</b>            | <b>344</b>            | <b>19</b>      | <b>126</b> | <b>50</b>               | <b>6</b>                   | <b>356</b>           | <b>1.169</b> | <b>0</b>                        | <b>100</b> | <b>30</b>  | <b>17</b>  | <b>122</b>    | <b>87</b>  | <b>356</b>   |
| ALBACETE                    | 286                   | 90                    | 88                    | 5              | 16         | 10                      | 2                          | 76                   | 287          | 0                               | 17         | 3          | 1          | 27            | 28         | 76           |
| CIUDAD REAL                 | 387                   | 74                    | 126                   | 2              | 42         | 22                      | 1                          | 98                   | 365          | 0                               | 34         | 13         | 8          | 29            | 14         | 98           |
| CUENCA                      | 196                   | 48                    | 35                    | 6              | 19         | 10                      | 0                          | 66                   | 184          | 0                               | 18         | 1          | 4          | 22            | 21         | 66           |
| GUADALAJARA                 | 83                    | 26                    | 24                    | 5              | 7          | 5                       | 0                          | 23                   | 90           | 0                               | 5          | 3          | 0          | 11            | 4          | 23           |
| TOLEDO                      | 259                   | 30                    | 71                    | 1              | 42         | 3                       | 3                          | 93                   | 243          | 0                               | 26         | 10         | 4          | 33            | 20         | 93           |

(Continúa al dorso)

| CC.AA.<br>Y/O<br>PROVINCIAS | ENTRADA<br>REVISIONES | REVISIONES EFECTUADAS |                       |                |              |                         |                            |                      |               | CAUSAS DE EXTINCIÓN DEL DERECHO |              |            |            |               |              |              |
|-----------------------------|-----------------------|-----------------------|-----------------------|----------------|--------------|-------------------------|----------------------------|----------------------|---------------|---------------------------------|--------------|------------|------------|---------------|--------------|--------------|
|                             |                       | Sin Modif.<br>Cuantía | Con Modif.<br>Cuantía | Suspensión PNC |              | Compat. PNC<br>Art. 147 | Recuperación<br>Art. 144.1 | Extinción<br>Derecho | TOTAL         | Residencia                      | Personal     | U.E.C.     | Grado      | Fallecimiento | Otras        | TOTAL        |
|                             |                       |                       |                       | Art. 144.1     | Pago         |                         |                            |                      |               |                                 |              |            |            |               |              |              |
| CATALUNYA                   | 1.689                 | 389                   | 571                   | 88             | 0            | 28                      | 20                         | 552                  | 1.648         | 10                              | 211          | 60         | 21         | 1             | 249          | 552          |
| BARCELONA                   | 1.180                 | 226                   | 395                   | 65             | 0            | 21                      | 15                         | 392                  | 1.114         | 5                               | 148          | 47         | 9          | 0             | 183          | 392          |
| GIRONA                      | 146                   | 38                    | 44                    | 6              | 0            | 2                       | 2                          | 49                   | 141           | 2                               | 25           | 0          | 7          | 1             | 14           | 49           |
| LLEIDA                      | 85                    | 28                    | 26                    | 0              | 0            | 1                       | 1                          | 28                   | 84            | 0                               | 14           | 1          | 1          | 0             | 12           | 28           |
| TARRAGONA                   | 278                   | 97                    | 106                   | 17             | 0            | 4                       | 2                          | 83                   | 309           | 3                               | 24           | 12         | 4          | 0             | 40           | 83           |
| COMUNIDAD VALENCIANA        | 2.461                 | 697                   | 395                   | 40             | 249          | 115                     | 43                         | 953                  | 2.492         | 4                               | 252          | 64         | 205        | 366           | 62           | 953          |
| ALICANTE                    | 437                   | 45                    | 90                    | 2              | 17           | 24                      | 25                         | 234                  | 437           | 0                               | 113          | 2          | 23         | 96            | 0            | 234          |
| CASTELLÓN                   | 716                   | 444                   | 99                    | 10             | 17           | 19                      | 17                         | 113                  | 719           | 2                               | 14           | 20         | 9          | 42            | 26           | 113          |
| VALENCIA                    | 1.308                 | 208                   | 206                   | 28             | 215          | 72                      | 1                          | 606                  | 1.336         | 2                               | 125          | 42         | 173        | 228           | 36           | 606          |
| EXTREMADURA                 | 1.225                 | 387                   | 211                   | 13             | 97           | 37                      | 0                          | 234                  | 979           | 0                               | 65           | 21         | 4          | 81            | 63           | 234          |
| BADAJOZ                     | 811                   | 269                   | 167                   | 11             | 69           | 27                      | 0                          | 157                  | 700           | 0                               | 43           | 12         | 2          | 55            | 45           | 157          |
| CÁCERES                     | 414                   | 118                   | 44                    | 2              | 28           | 10                      | 0                          | 77                   | 279           | 0                               | 22           | 9          | 2          | 26            | 18           | 77           |
| GALICIA                     | 2.048                 | 296                   | 723                   | 33             | 49           | 44                      | 14                         | 889                  | 2.048         | 2                               | 252          | 138        | 32         | 324           | 141          | 889          |
| A CORUÑA                    | 857                   | 191                   | 212                   | 29             | 12           | 42                      | 7                          | 364                  | 857           | 0                               | 117          | 19         | 5          | 146           | 77           | 364          |
| LUGO                        | 158                   | 15                    | 29                    | 1              | 8            | 2                       | 7                          | 96                   | 158           | 0                               | 5            | 2          | 2          | 44            | 43           | 96           |
| OURENSE                     | 227                   | 42                    | 63                    | 1              | 1            | 0                       | 0                          | 120                  | 227           | 1                               | 39           | 14         | 3          | 44            | 19           | 120          |
| PONTEVEDRA                  | 806                   | 48                    | 419                   | 2              | 28           | 0                       | 0                          | 309                  | 806           | 1                               | 91           | 103        | 22         | 90            | 2            | 309          |
| MADRID                      | 1.424                 | 174                   | 490                   | 32             | 131          | 42                      | 29                         | 526                  | 1.424         | 1                               | 96           | 102        | 9          | 240           | 78           | 526          |
| MURCIA                      | 993                   | 191                   | 407                   | 5              | 70           | 15                      | 9                          | 332                  | 1.029         | 1                               | 75           | 50         | 18         | 107           | 81           | 332          |
| NAVARRA                     | 73                    | 0                     | 22                    | 0              | 4            | 15                      | 3                          | 44                   | 88            | 0                               | 16           | 8          | 3          | 13            | 4            | 44           |
| PAÍS VASCO                  | 186                   | 0                     | 0                     | 39             | 50           | 0                       | 0                          | 120                  | 209           | 7                               | 10           | 17         | 1          | 47            | 38           | 120          |
| ÁLAVA                       | 21                    | 0                     | 0                     | 13             | 0            | 0                       | 0                          | 31                   | 44            | 7                               | 0            | 6          | 0          | 10            | 8            | 31           |
| GUIPÚZCOA                   | 0                     | 0                     | 0                     | 0              | 0            | 0                       | 0                          | 0                    | 0             | 0                               | 0            | 0          | 0          | 0             | 0            | 0            |
| VIZCAYA                     | 165                   | 0                     | 0                     | 26             | 50           | 0                       | 0                          | 89                   | 165           | 0                               | 10           | 11         | 1          | 37            | 30           | 89           |
| LA RIOJA                    | 80                    | 10                    | 18                    | 2              | 4            | 1                       | 8                          | 35                   | 78            | 0                               | 5            | 1          | 0          | 18            | 11           | 35           |
| CEUTA                       | 232                   | 37                    | 81                    | 6              | 13           | 36                      | 21                         | 36                   | 230           | 0                               | 18           | 2          | 3          | 13            | 0            | 36           |
| MELILLA                     | 384                   | 23                    | 179                   | 0              | 119          | 0                       | 0                          | 63                   | 384           | 0                               | 18           | 11         | 0          | 30            | 4            | 63           |
| <b>TOTAL ESTADO</b>         | <b>22.409</b>         | <b>5.718</b>          | <b>5.851</b>          | <b>581</b>     | <b>1.450</b> | <b>703</b>              | <b>528</b>                 | <b>7.454</b>         | <b>22.285</b> | <b>60</b>                       | <b>1.996</b> | <b>738</b> | <b>557</b> | <b>2.671</b>  | <b>1.432</b> | <b>7.454</b> |

## TOTAL PENSIONES NO CONTRIBUTIVAS REVISIONES DE OFICIO E INSTANCIA DE PARTE DATOS DE GESTIÓN ACUMULADA CORRESPONDIENTES AL AÑO 2013 HASTA MAYO

| CC.AA.<br>Y/O<br>PROVINCIAS         | ENTRADA<br>REVISIONES        | REVISIONES EFECTUADAS    |                          |                      |                         |                         |                            |                          |                              | CAUSAS DE EXTINCIÓN DEL DERECHO |                          |                        |                       |                          |                         |                          |
|-------------------------------------|------------------------------|--------------------------|--------------------------|----------------------|-------------------------|-------------------------|----------------------------|--------------------------|------------------------------|---------------------------------|--------------------------|------------------------|-----------------------|--------------------------|-------------------------|--------------------------|
|                                     |                              | Sin Modif.<br>Cuantía    | Con Modif.<br>Cuantía    | Suspensión PNC       |                         | Compat. PNC<br>Art. 147 | Recuperación<br>Art. 144.1 | Extinción<br>Derecho     | TOTAL                        | Residencia                      | Personal                 | U.E.C.                 | Grado                 | Fallecimiento            | Otras                   | TOTAL                    |
|                                     |                              |                          |                          | Art. 144.1           | Pago                    |                         |                            |                          |                              |                                 |                          |                        |                       |                          |                         |                          |
| <b>ANDALUCÍA</b>                    | <b>7.297</b>                 | <b>1.808</b>             | <b>1.615</b>             | <b>203</b>           | <b>191</b>              | <b>42</b>               | <b>281</b>                 | <b>3.793</b>             | <b>7.933</b>                 | <b>24</b>                       | <b>1.299</b>             | <b>305</b>             | <b>161</b>            | <b>1.600</b>             | <b>404</b>              | <b>3.793</b>             |
| ALMERÍA                             | 539                          | 110                      | 88                       | 13                   | 26                      | 2                       | 20                         | 284                      | 543                          | 18                              | 97                       | 7                      | 10                    | 126                      | 26                      | 284                      |
| CÁDIZ                               | 1.370                        | 303                      | 272                      | 40                   | 26                      | 9                       | 39                         | 698                      | 1.387                        | 0                               | 257                      | 42                     | 11                    | 309                      | 79                      | 698                      |
| CÓRDOBA                             | 720                          | 211                      | 154                      | 19                   | 7                       | 2                       | 38                         | 331                      | 762                          | 0                               | 96                       | 19                     | 22                    | 145                      | 49                      | 331                      |
| GRANADA                             | 593                          | 210                      | 140                      | 15                   | 20                      | 6                       | 27                         | 280                      | 698                          | 2                               | 113                      | 9                      | 34                    | 92                       | 30                      | 280                      |
| HUELVA                              | 576                          | 83                       | 129                      | 15                   | 21                      | 13                      | 33                         | 283                      | 577                          | 1                               | 116                      | 15                     | 8                     | 106                      | 37                      | 283                      |
| JAÉN                                | 511                          | 74                       | 97                       | 9                    | 4                       | 1                       | 14                         | 315                      | 514                          | 0                               | 121                      | 11                     | 6                     | 136                      | 41                      | 315                      |
| MÁLAGA                              | 1.358                        | 541                      | 420                      | 67                   | 62                      | 2                       | 54                         | 696                      | 1.842                        | 2                               | 179                      | 154                    | 14                    | 296                      | 51                      | 696                      |
| SEVILLA                             | 1.630                        | 276                      | 315                      | 25                   | 25                      | 7                       | 56                         | 906                      | 1.610                        | 1                               | 320                      | 48                     | 56                    | 390                      | 91                      | 906                      |
| <b>ARAGÓN</b>                       | <b>653</b>                   | <b>68</b>                | <b>98</b>                | <b>12</b>            | <b>26</b>               | <b>14</b>               | <b>10</b>                  | <b>426</b>               | <b>654</b>                   | <b>1</b>                        | <b>119</b>               | <b>31</b>              | <b>9</b>              | <b>176</b>               | <b>90</b>               | <b>426</b>               |
| HUESCA                              | 118                          | 0                        | 21                       | 1                    | 9                       | 0                       | 1                          | 85                       | 117                          | 0                               | 24                       | 5                      | 0                     | 35                       | 21                      | 85                       |
| TERUEL                              | 74                           | 7                        | 8                        | 0                    | 5                       | 1                       | 0                          | 53                       | 74                           | 0                               | 14                       | 4                      | 0                     | 19                       | 16                      | 53                       |
| ZARAGOZA                            | 461                          | 61                       | 69                       | 11                   | 12                      | 13                      | 9                          | 288                      | 463                          | 1                               | 81                       | 22                     | 9                     | 122                      | 53                      | 288                      |
| <b>ASTURIAS</b>                     | <b>823</b>                   | <b>94</b>                | <b>150</b>               | <b>25</b>            | <b>7</b>                | <b>26</b>               | <b>26</b>                  | <b>410</b>               | <b>738</b>                   | <b>5</b>                        | <b>134</b>               | <b>20</b>              | <b>6</b>              | <b>209</b>               | <b>36</b>               | <b>410</b>               |
| <b>ILLES BALEARS</b>                | <b>1.516</b>                 | <b>515</b>               | <b>408</b>               | <b>4</b>             | <b>236</b>              | <b>43</b>               | <b>1</b>                   | <b>431</b>               | <b>1.638</b>                 | <b>3</b>                        | <b>81</b>                | <b>35</b>              | <b>42</b>             | <b>173</b>               | <b>97</b>               | <b>431</b>               |
| <b>CANARIAS</b>                     | <b>3.584</b>                 | <b>857</b>               | <b>698</b>               | <b>0</b>             | <b>205</b>              | <b>100</b>              | <b>0</b>                   | <b>1.268</b>             | <b>3.128</b>                 | <b>15</b>                       | <b>425</b>               | <b>42</b>              | <b>19</b>             | <b>618</b>               | <b>149</b>              | <b>1.268</b>             |
| <b>LAS PALMAS<br/>S.C. TENERIFE</b> | <b>1.622</b><br><b>1.962</b> | <b>495</b><br><b>362</b> | <b>228</b><br><b>470</b> | <b>0</b><br><b>0</b> | <b>147</b><br><b>58</b> | <b>2</b><br><b>98</b>   | <b>0</b><br><b>0</b>       | <b>501</b><br><b>767</b> | <b>1.373</b><br><b>1.755</b> | <b>3</b><br><b>12</b>           | <b>189</b><br><b>236</b> | <b>17</b><br><b>25</b> | <b>19</b><br><b>0</b> | <b>225</b><br><b>393</b> | <b>48</b><br><b>101</b> | <b>501</b><br><b>767</b> |
| <b>CANTABRIA</b>                    | <b>488</b>                   | <b>76</b>                | <b>123</b>               | <b>0</b>             | <b>35</b>               | <b>17</b>               | <b>14</b>                  | <b>224</b>               | <b>489</b>                   | <b>11</b>                       | <b>73</b>                | <b>8</b>               | <b>0</b>              | <b>111</b>               | <b>21</b>               | <b>224</b>               |
| <b>CASTILLA Y LEÓN</b>              | <b>3.108</b>                 | <b>1.288</b>             | <b>827</b>               | <b>60</b>            | <b>84</b>               | <b>78</b>               | <b>43</b>                  | <b>743</b>               | <b>3.123</b>                 | <b>6</b>                        | <b>289</b>               | <b>144</b>             | <b>7</b>              | <b>189</b>               | <b>108</b>              | <b>743</b>               |
| ÁVILA                               | 163                          | 49                       | 51                       | 2                    | 14                      | 0                       | 2                          | 55                       | 173                          | 1                               | 26                       | 13                     | 0                     | 2                        | 13                      | 55                       |
| BURGOS                              | 197                          | 49                       | 51                       | 7                    | 8                       | 7                       | 0                          | 75                       | 197                          | 0                               | 36                       | 13                     | 0                     | 18                       | 8                       | 75                       |
| LEÓN                                | 225                          | 19                       | 82                       | 15                   | 13                      | 9                       | 9                          | 78                       | 225                          | 2                               | 35                       | 17                     | 1                     | 0                        | 23                      | 78                       |
| PALENCIA                            | 627                          | 397                      | 81                       | 2                    | 17                      | 1                       | 8                          | 117                      | 623                          | 0                               | 41                       | 20                     | 0                     | 34                       | 22                      | 117                      |
| SALAMANCA                           | 297                          | 35                       | 59                       | 29                   | 0                       | 24                      | 11                         | 139                      | 297                          | 0                               | 59                       | 26                     | 1                     | 51                       | 2                       | 139                      |
| SEGOVIA                             | 137                          | 90                       | 41                       | 0                    | 10                      | 0                       | 0                          | 7                        | 148                          | 2                               | 0                        | 5                      | 0                     | 0                        | 0                       | 7                        |
| SORIA                               | 39                           | 2                        | 4                        | 0                    | 0                       | 1                       | 1                          | 31                       | 39                           | 0                               | 8                        | 0                      | 1                     | 12                       | 10                      | 31                       |
| VALLADOLID                          | 1.123                        | 536                      | 360                      | 5                    | 6                       | 36                      | 12                         | 166                      | 1.121                        | 0                               | 53                       | 24                     | 2                     | 65                       | 22                      | 166                      |
| ZAMORA                              | 300                          | 111                      | 98                       | 0                    | 16                      | 0                       | 0                          | 75                       | 300                          | 1                               | 31                       | 26                     | 2                     | 7                        | 8                       | 75                       |
| <b>CASTILLA-LA MANCHA</b>           | <b>1.962</b>                 | <b>410</b>               | <b>500</b>               | <b>19</b>            | <b>136</b>              | <b>50</b>               | <b>6</b>                   | <b>803</b>               | <b>1.924</b>                 | <b>0</b>                        | <b>244</b>               | <b>69</b>              | <b>17</b>             | <b>337</b>               | <b>136</b>              | <b>803</b>               |
| ALBACETE                            | 453                          | 140                      | 114                      | 5                    | 17                      | 10                      | 2                          | 166                      | 454                          | 0                               | 45                       | 11                     | 1                     | 68                       | 41                      | 166                      |
| CIUDAD REAL                         | 605                          | 100                      | 197                      | 2                    | 42                      | 22                      | 1                          | 216                      | 580                          | 0                               | 65                       | 20                     | 8                     | 99                       | 24                      | 216                      |
| CUENCA                              | 282                          | 68                       | 48                       | 6                    | 19                      | 10                      | 0                          | 122                      | 273                          | 0                               | 36                       | 6                      | 4                     | 42                       | 34                      | 122                      |
| GUADALAJARA                         | 141                          | 52                       | 37                       | 5                    | 9                       | 5                       | 0                          | 46                       | 154                          | 0                               | 13                       | 3                      | 0                     | 25                       | 5                       | 46                       |
| TOLEDO                              | 481                          | 50                       | 104                      | 1                    | 49                      | 3                       | 3                          | 253                      | 463                          | 0                               | 85                       | 29                     | 4                     | 103                      | 32                      | 253                      |

(Continúa al dorso)

| CC.AA.<br>Y/O<br>PROVINCIAS | ENTRADA<br>REVISIONES | REVISIONES EFECTUADAS |                       |                |              |                         |                            |                      |               | CAUSAS DE EXTINCIÓN DEL DERECHO |              |              |            |               |              |               |
|-----------------------------|-----------------------|-----------------------|-----------------------|----------------|--------------|-------------------------|----------------------------|----------------------|---------------|---------------------------------|--------------|--------------|------------|---------------|--------------|---------------|
|                             |                       | Sin Modif.<br>Cuantía | Con Modif.<br>Cuantía | Suspensión PNC |              | Compat. PNC<br>Art. 147 | Recuperación<br>Art. 144.1 | Extinción<br>Derecho | TOTAL         | Residencia                      | Personal     | U.E.C.       | Grado      | Fallecimiento | Otras        | TOTAL         |
|                             |                       |                       |                       | Art. 144.1     | Pago         |                         |                            |                      |               |                                 |              |              |            |               |              |               |
| CATALUNYA                   | 2.606                 | 490                   | 747                   | 88             | 25           | 28                      | 20                         | 1.076                | 2.474         | 24                              | 629          | 116          | 21         | 1             | 285          | 1.076         |
| BARCELONA                   | 1.860                 | 303                   | 531                   | 65             | 15           | 21                      | 15                         | 765                  | 1.715         | 17                              | 438          | 89           | 9          | 0             | 212          | 765           |
| GIRONA                      | 202                   | 48                    | 57                    | 6              | 3            | 2                       | 2                          | 82                   | 200           | 3                               | 52           | 2            | 7          | 1             | 17           | 82            |
| LLEIDA                      | 170                   | 31                    | 35                    | 0              | 5            | 1                       | 1                          | 91                   | 164           | 0                               | 71           | 5            | 1          | 0             | 14           | 91            |
| TARRAGONA                   | 374                   | 108                   | 124                   | 17             | 2            | 4                       | 2                          | 138                  | 395           | 4                               | 68           | 20           | 4          | 0             | 42           | 138           |
| COMUNIDAD VALENCIANA        | 3.896                 | 906                   | 617                   | 40             | 260          | 115                     | 43                         | 1.923                | 3.904         | 6                               | 647          | 111          | 205        | 872           | 82           | 1.923         |
| ALICANTE                    | 901                   | 82                    | 169                   | 2              | 17           | 24                      | 25                         | 582                  | 901           | 0                               | 258          | 3            | 23         | 298           | 0            | 582           |
| CASTELLÓN                   | 926                   | 528                   | 145                   | 10             | 20           | 19                      | 17                         | 188                  | 927           | 2                               | 44           | 34           | 9          | 65            | 34           | 188           |
| VALENCIA                    | 2.069                 | 296                   | 303                   | 28             | 223          | 72                      | 1                          | 1.153                | 2.076         | 4                               | 345          | 74           | 173        | 509           | 48           | 1.153         |
| EXTREMADURA                 | 2.463                 | 740                   | 323                   | 13             | 184          | 37                      | 0                          | 687                  | 1.984         | 0                               | 248          | 71           | 4          | 264           | 100          | 687           |
| BADAJOZ                     | 1.613                 | 531                   | 252                   | 11             | 134          | 27                      | 0                          | 475                  | 1.430         | 0                               | 168          | 49           | 2          | 186           | 70           | 475           |
| CÁCERES                     | 850                   | 209                   | 71                    | 2              | 50           | 10                      | 0                          | 212                  | 554           | 0                               | 80           | 22           | 2          | 78            | 30           | 212           |
| GALICIA                     | 3.936                 | 496                   | 1.310                 | 33             | 81           | 44                      | 14                         | 1.958                | 3.936         | 7                               | 499          | 294          | 32         | 881           | 245          | 1.958         |
| A CORUÑA                    | 1.626                 | 346                   | 368                   | 29             | 14           | 42                      | 7                          | 820                  | 1.626         | 2                               | 260          | 37           | 5          | 388           | 128          | 820           |
| LUGO                        | 333                   | 16                    | 56                    | 1              | 11           | 2                       | 7                          | 240                  | 333           | 0                               | 24           | 5            | 2          | 122           | 87           | 240           |
| OURENSE                     | 394                   | 44                    | 88                    | 1              | 5            | 0                       | 0                          | 256                  | 394           | 3                               | 73           | 30           | 3          | 120           | 27           | 256           |
| PONTEVEDRA                  | 1.583                 | 90                    | 798                   | 2              | 51           | 0                       | 0                          | 642                  | 1.583         | 2                               | 142          | 222          | 22         | 251           | 3            | 642           |
| MADRID                      | 2.928                 | 312                   | 1.029                 | 32             | 150          | 42                      | 29                         | 1.334                | 2.928         | 11                              | 301          | 203          | 9          | 675           | 135          | 1.334         |
| MURCIA                      | 1.475                 | 213                   | 639                   | 5              | 88           | 15                      | 9                          | 542                  | 1.511         | 3                               | 157          | 82           | 18         | 191           | 91           | 542           |
| NAVARRA                     | 220                   | 2                     | 69                    | 0              | 4            | 15                      | 3                          | 144                  | 237           | 1                               | 41           | 25           | 3          | 65            | 9            | 144           |
| PAÍS VASCO                  | 318                   | 0                     | 0                     | 39             | 58           | 0                       | 0                          | 244                  | 341           | 12                              | 33           | 31           | 1          | 122           | 45           | 244           |
| ÁLAVA                       | 45                    | 0                     | 0                     | 13             | 0            | 0                       | 0                          | 55                   | 68            | 12                              | 0            | 15           | 0          | 20            | 8            | 55            |
| GUIPÚZCOA                   | 0                     | 0                     | 0                     | 0              | 0            | 0                       | 0                          | 0                    | 0             | 0                               | 0            | 0            | 0          | 0             | 0            | 0             |
| VIZCAYA                     | 273                   | 0                     | 0                     | 26             | 58           | 0                       | 0                          | 189                  | 273           | 0                               | 33           | 16           | 1          | 102           | 37           | 189           |
| LA RIOJA                    | 145                   | 12                    | 39                    | 2              | 6            | 1                       | 8                          | 73                   | 141           | 0                               | 19           | 4            | 0          | 36            | 14           | 73            |
| CEUTA                       | 324                   | 51                    | 120                   | 6              | 21           | 36                      | 21                         | 67                   | 322           | 0                               | 23           | 4            | 3          | 35            | 2            | 67            |
| MELILLA                     | 468                   | 27                    | 225                   | 0              | 130          | 0                       | 0                          | 86                   | 468           | 0                               | 20           | 13           | 0          | 49            | 4            | 86            |
| <b>TOTAL ESTADO</b>         | <b>38.210</b>         | <b>8.365</b>          | <b>9.537</b>          | <b>581</b>     | <b>1.927</b> | <b>703</b>              | <b>528</b>                 | <b>16.232</b>        | <b>37.873</b> | <b>129</b>                      | <b>5.281</b> | <b>1.608</b> | <b>557</b> | <b>6.604</b>  | <b>2.053</b> | <b>16.232</b> |

2

**PRESTACIONES SOCIALES Y ECONÓMICAS DE LA LISMI**

# INFORME DEL SEGUIMIENTO Y EVOLUCIÓN DE LA GESTIÓN DE LISMI

## 2.1 INTRODUCCIÓN

El seguimiento y la evolución de la gestión y el pago de la nómina de las Prestaciones Sociales y Económicas de la LISMI –Ley de Integración Social de las Personas con Discapacidad-, parte de la información facilitada por los distintos órganos gestores de las Comunidades Autónomas y por las Direcciones Territoriales del Imsero de Ceuta y Melilla, y se articula como se detalla a continuación:

- Datos de la gestión y de la nómina mensual.
- Datos de la gestión y de la nómina del año 2013, comprendiendo la realizada hasta el mes de referencia.
- Datos sobre la nómina de pago y número de beneficiarios desde el año 2006.

La información que este apartado del informe suministra hace referencia a los siguientes aspectos:

- Nóminas: situación y evolución de los beneficiarios, del número de subsidios que disfrutaban y de sus importes mensuales. Todo ello teniendo en cuenta que una amplia mayoría de aquéllos continúan siéndolo de uno o de los dos subsidios suprimidos por la Ley 26/1990 - Subsidios de Garantía de Ingresos Mínimos (SGIM) y por Ayuda de Tercera Persona (SATP) -, en aplicación de lo establecido en la Disposición Transitoria undécima de la Ley General de la Seguridad Social. Se ofrece también información sobre el número de personas que disfrutaban de Asistencia Sanitaria y Prestación Farmacéutica (ASPF) y sobre el movimiento de beneficiarios, con especial incidencia, en este caso, en el número de aquellos que han optado por alguna prestación no contributiva.
- Gestión en trámite inicial: recoge la situación y evolución de la gestión de las dos prestaciones vigentes tras la entrada en vigor de la Ley 26/1990, de 20 de diciembre: Subsidio de Movilidad y Compensación para Gastos de Transporte (SMGT) y Asistencia Sanitaria y Prestación Farmacéutica (ASPF).
- Gestión de las revisiones iniciadas, de oficio o a instancia de parte, respecto a todas las prestaciones LISMI.

## 2.2 SITUACIÓN Y EVOLUCIÓN DE LOS BENEFICIARIOS, NÚMERO DE PRESTACIONES E IMPORTES DE LAS NÓMINAS

La Ley 17/2012, de 27 de diciembre, de Presupuestos Generales del Estado para el año 2013 y el Real Decreto-ley 29/2012, de 28 de diciembre, de mejora de gestión y protección social en el Sistema Especial para Empleados de Hogar y otras medidas de carácter económico y social, establecieron las cuantías vigentes para el año 2013 de los subsidios económicos de la Ley 13/1982 (LISMI), quedando fijadas en los importes mensuales siguientes:

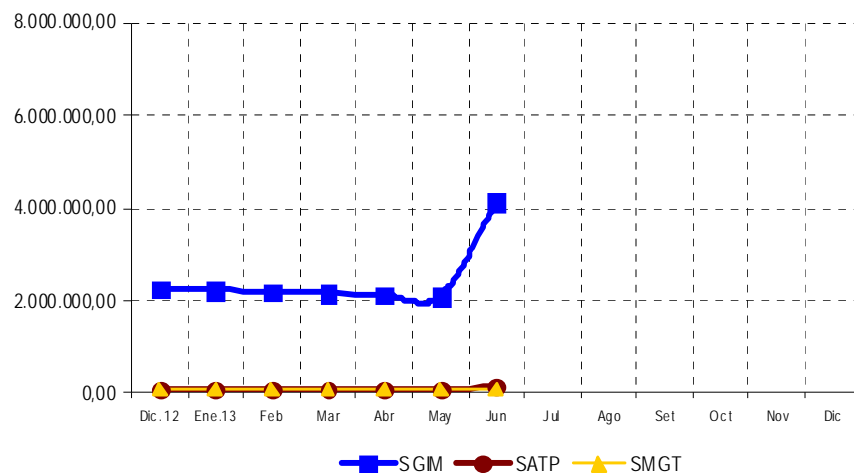
- Subsidio de Garantía de Ingresos Mínimos SGIM (14 pagas /año): *149,86* euros.
- Subsidio por Ayuda de Tercera Persona SATP (14 pagas /año): *58,45* euros.
- Subsidio de Movilidad y Compensación para Gastos de Transporte SMGT (12 pagas /año): *62,70* euros.

De acuerdo con la información facilitada por el Área de Informática del Imsero sobre los datos de nómina, así como por los órganos gestores de las Comunidades Autónomas de Navarra y del País Vasco, el número de beneficiarios distintos en el mes de junio asciende a 24.445, un 0,87% menos que en el mes anterior. El número total de prestaciones reconocidas asciende a 26.758, cifra ésta superior a la de beneficiarios distintos, ya que una misma persona puede tener reconocido el derecho a más de una prestación. Del total de prestaciones, 16.869 son de naturaleza económica, de las que el 82,03% corresponde al SGIM, el 8,56% al SATP y el 9,41% restante al SMGT. Por último, la prestación de ASPF la tenían reconocida un total de 9.889 personas, un 1,72% menos que en el mes anterior.

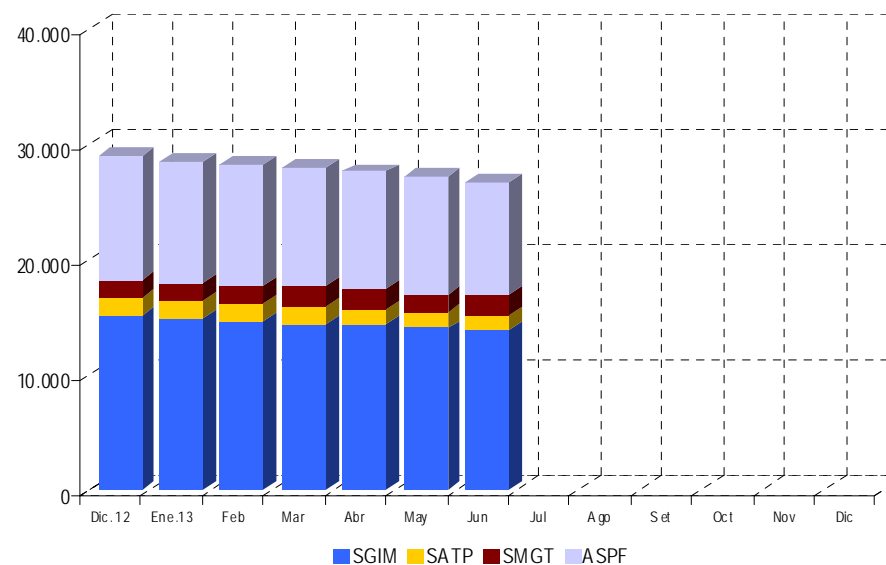
El siguiente cuadro refleja los datos básicos de la nómina señalados:

| NÓMINA DE JUNIO |  | BENEFICIARIOS DISTINTOS |            |            |       | TOTAL PRESTACIONES DE LA LISMI |  |  |  |
|-----------------|--|-------------------------|------------|------------|-------|--------------------------------|--|--|--|
|                 |  | SGIM                    | SATP       | SMGT       | ASPF  |                                |  |  |  |
| BENEFICIARIOS   |  | 13.838                  | 1.443      | 1.588      | 9.889 | 26.758                         |  |  |  |
| IMPORTE         |  | 4.133.907,08            | 168.803,60 | 101.741,40 |       | 4.404.452,08                   |  |  |  |

Evolución importes nóminas mensuales



Evolución número prestaciones



El importe de la nómina del mes de junio ha ascendido a un total de 4.404.452,08 euros, correspondiendo el 93,86% al SGIM. En dicho importe se incluye el abono de la paga extraordinaria a los beneficiarios de SGIM y SATP.

Finalmente, y conforme a la información disponible, los datos sobre el perfil tipo del beneficiario LISMI muestran un predominio de las mujeres sobre los hombres - en una proporción de 3,5 a 1 -, si bien la superioridad femenina no se manifiesta, aunque por escaso margen, entre los titulares menores de 45 años. Esta mujer tipo, cuya edad es superior a los 70 años, convive preferentemente integrada en una unidad familiar de la que depende económicamente, encontrándose afectada de una discapacidad de tipo físico.

### **2.3 SITUACIÓN Y EVOLUCIÓN DE LA GESTIÓN EN TRÁMITE INICIAL**

Como se ha señalado en la introducción de este informe, el volumen de la gestión de las prestaciones LISMI se ha visto muy reducido tras la entrada en vigor de la Ley 26/1990, de 20 de diciembre, que suprimió los subsidios de Garantía de Ingresos Mínimos y por Ayuda de Tercera Persona. Los datos de la gestión de las solicitudes presentadas, resueltas, aprobadas y el índice de reconocimiento de las dos prestaciones vigentes (SMGT y ASPF) se recogen en los anexos 58 a 61.

### **2.4 SEGUIMIENTO DE LA GESTIÓN DERIVADA DE LAS REVISIONES DE OFICIO Y A INSTANCIA DE PARTE**

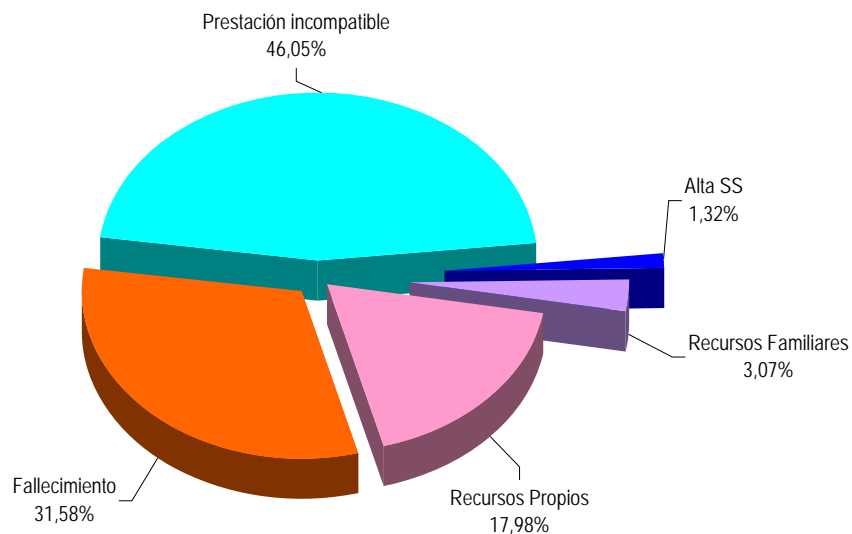
La revisión de oficio es la iniciada por el órgano gestor cuando, como resultado de las medidas de control disponibles o implantadas, conoce cualquier dato o información que pueda producir o haya producido una variación sobrevenida en los requisitos, y ello pueda dar lugar a la modificación de la cuantía o a la suspensión o extinción del derecho a la prestación, procediendo, en su caso, el abono de atrasos o la reclamación de las cantidades indebidamente percibidas. Por otro lado, las revisiones a instancia de parte se inician cuando el interesado, en cumplimiento de sus obligaciones, comunica al órgano gestor cualquier variación sobrevenida en su situación que pudiera tener incidencia en el derecho o en la cuantía reconocida de la prestación, siendo sus efectos resultantes idénticos a los indicados para las revisiones de oficio.

Los datos correspondientes al mes de junio se refieren al detalle de las situaciones finales derivadas de los procesos de revisión, cuyas cifras se reflejan en los anexos 62 a 71. Del análisis de los mismos, es posible obtener las siguientes conclusiones:

- ✓ Se han emitido en el mes 260 resoluciones en las que se ha modificado la cuantía, se ha suspendido o se ha extinguido el derecho a alguna de las prestaciones, de las que el 75,77% se corresponde con el SGIM.
- ✓ Se han realizado 3 modificaciones de cuantía del SGIM.
- ✓ Se han llevado a cabo 29 suspensiones del pago de la prestación de las que 19 conciernen al SGIM, habiéndose realizado una suspensión del derecho del SGIM por haber iniciado su beneficiario una actividad laboral.

- ✓ Se ha extinguido el derecho de 228 prestaciones, de las que el 76,75% corresponden al SGIM. El gráfico siguiente refleja los distintos motivos de extinción en el total de prestaciones. Las principales causas de la pérdida del derecho están sustentadas, por este orden, en que el beneficiario sea titular de alguna prestación de análoga naturaleza y finalidad y de superior cuantía, en el fallecimiento del perceptor y en tercer lugar, en que disponga de recursos propios superiores al límite legalmente establecido, teniendo el resto de causas de extinción una relevancia minoritaria.

### Causas de Extinción prestaciones LISMI



\*\*\*\*\*

ANEXOS LISMI

2a NÚMERO DE BENEFICIARIOS, PRESTACIONES E IMPORTES DE LAS NÓMINAS

**PRESTACIONES DEL REAL DECRETO 383/1984, DE 1 DE FEBRERO (LISMI)  
EVOLUCIÓN DE LOS BENEFICIARIOS E IMPORTES DE LAS NÓMINAS**

**TOTAL ESTADO  
CON NAVARRA Y EL PAÍS VASCO**

| MENSUALIDADES         | NUMERO DE BENEFICIARIOS DISTINTOS | SGIM                   |                      | SATP                   |                   | SMGT                   |                   | TOTAL                  |                      | ASPF                   |
|-----------------------|-----------------------------------|------------------------|----------------------|------------------------|-------------------|------------------------|-------------------|------------------------|----------------------|------------------------|
|                       |                                   | NÚMERO DE PRESTACIONES | IMPORTE BRUTO        | NÚMERO DE PRESTACIONES | IMPORTE BRUTO     | NÚMERO DE PRESTACIONES | IMPORTE BRUTO     | NÚMERO DE PRESTACIONES | IMPORTE BRUTO        | NÚMERO DE PRESTACIONES |
| AÑO 2006              | 53.462                            | 37.000                 | 82.133.134,86        | 4.665                  | 4.151.557,82      | 3.579                  | 2.257.471,70      | 45.244                 | 88.542.164,38        | 15.140                 |
| AÑO 2007              | 47.565                            | 32.013                 | 71.353.070,05        | 3.878                  | 3.452.706,96      | 3.105                  | 2.013.828,03      | 38.996                 | 76.819.605,04        | 14.381                 |
| AÑO 2008              | 42.775                            | 27.749                 | 62.041.066,85        | 3.267                  | 2.885.373,15      | 2.722                  | 2.022.455,77      | 33.738                 | 66.948.895,77        | 14.007                 |
| AÑO 2009              | 38.081                            | 24.210                 | 53.742.715,72        | 2.794                  | 2.458.214,86      | 2.370                  | 1.762.449,39      | 29.374                 | 57.963.379,97        | 12.997                 |
| AÑO 2010              | 33.294                            | 20.509                 | 46.148.475,09        | 2.336                  | 2.119.486,15      | 2.082                  | 1.579.280,12      | 24.927                 | 49.847.241,36        | 12.050                 |
| AÑO 2011              | 29.743                            | 17.608                 | 39.464.541,10        | 1.907                  | 1.698.558,64      | 1.802                  | 1.421.894,88      | 21.317                 | 42.584.994,62        | 11.512                 |
| AÑO 2012              | 26.210                            | 15.074                 | 33.698.569,77        | 1.601                  | 1.412.132,51      | 1.641                  | 1.304.356,20      | 18.316                 | 36.415.058,48        | 10.567                 |
| AÑO 2013              |                                   |                        |                      |                        |                   |                        |                   |                        |                      |                        |
| ENERO                 | 26.011                            | 14.843                 | 2.232.839,73         | 1.577                  | 92.409,45         | 1.638                  | 103.111,80        | 18.058                 | 2.428.360,98         | 10.490                 |
| FEBRERO               | 25.670                            | 14.645                 | 2.196.291,87         | 1.549                  | 90.714,40         | 1.636                  | 104.590,60        | 17.830                 | 2.391.596,87         | 10.373                 |
| MARZO                 | 25.364                            | 14.516                 | 2.171.370,43         | 1.521                  | 88.902,45         | 1.622                  | 102.490,00        | 17.659                 | 2.362.762,88         | 10.262                 |
| ABRIL                 | 25.062                            | 14.296                 | 2.138.549,16         | 1.498                  | 88.253,05         | 1.605                  | 102.846,70        | 17.399                 | 2.329.648,91         | 10.176                 |
| MAYO                  | 24.660                            | 14.010                 | 2.092.043,27         | 1.466                  | 85.687,70         | 1.598                  | 101.799,00        | 17.074                 | 2.279.529,97         | 10.062                 |
| JUNIO *               | 24.445                            | 13.838                 | 4.133.907,08         | 1.443                  | 168.803,60        | 1.588                  | 101.741,40        | 16.869                 | 4.404.452,08         | 9.889                  |
| JULIO                 |                                   |                        |                      |                        |                   |                        |                   |                        |                      |                        |
| AGOSTO                |                                   |                        |                      |                        |                   |                        |                   |                        |                      |                        |
| SEPTIEMBRE            |                                   |                        |                      |                        |                   |                        |                   |                        |                      |                        |
| OCTUBRE               |                                   |                        |                      |                        |                   |                        |                   |                        |                      |                        |
| NOVIEMBRE *           |                                   |                        |                      |                        |                   |                        |                   |                        |                      |                        |
| DICIEMBRE             |                                   |                        |                      |                        |                   |                        |                   |                        |                      |                        |
| <b>TOTAL AÑO 2013</b> |                                   |                        | <b>14.965.001,54</b> |                        | <b>614.770,65</b> |                        | <b>616.579,50</b> |                        | <b>16.196.351,69</b> |                        |

\* En SGIM y SATP, junto a la mensualidad se abona una paga extra

## PRESTACIONES DEL REAL DECRETO 383/1984, DE 1 DE FEBRERO (LISMI)

## BENEFICIARIOS E IMPORTE DE LA NÓMINA AÑO 2013

## JUNIO

| CC.AA.<br>Y/O<br>PROVINCIAS | NÚMERO DE<br>BENEFICIARIOS<br>DISTINTOS | SGIM                      |                  | SATP                      |                  | SMGT                      |                  | T O T A L                 |                  | ASPF                      |
|-----------------------------|---|---------------------------|------------------|---------------------------|------------------|---------------------------|------------------|---------------------------|------------------|---------------------------|
|                             |   | NÚMERO DE<br>PRESTACIONES | IMPORTE<br>BRUTO | NÚMERO DE<br>PRESTACIONES | IMPORTE<br>BRUTO | NÚMERO DE<br>PRESTACIONES | IMPORTE<br>BRUTO | NÚMERO DE<br>PRESTACIONES | IMPORTE<br>BRUTO | NÚMERO DE<br>PRESTACIONES |
| ANDALUCÍA                   | 4.128                                   | 3.287                     | 981.049,96       | 376                       | 43.954,40        | 200                       | 12.910,30        | 3.863                     | 1.037.914,66     | 865                       |
| ALMERÍA                     | 869                                     | 780                       | 231.579,76       | 59                        | 6.897,10         | 41                        | 2.941,00         | 880                       | 241.417,86       | 82                        |
| CÁDIZ                       | 398                                     | 285                       | 85.420,20        | 53                        | 6.195,70         | 51                        | 3.197,70         | 389                       | 94.813,60        | 90                        |
| CÓRDOBA                     | 241                                     | 195                       | 58.110,06        | 37                        | 4.325,30         | 14                        | 877,80           | 246                       | 63.313,16        | 37                        |
| GRANADA                     | 222                                     | 117                       | 34.815,20        | 20                        | 2.338,00         | 8                         | 501,60           | 145                       | 37.654,80        | 108                       |
| HUELVA                      | 113                                     | 75                        | 22.292,20        | 7                         | 818,30           | 9                         | 564,30           | 91                        | 23.674,80        | 30                        |
| JAÉN                        | 239                                     | 207                       | 61.596,60        | 20                        | 2.338,00         | 11                        | 689,70           | 238                       | 64.624,30        | 27                        |
| MÁLAGA                      | 1.718                                   | 1.398                     | 418.300,34       | 143                       | 16.716,70        | 36                        | 2.257,20         | 1.577                     | 437.274,24       | 421                       |
| SEVILLA                     | 328                                     | 230                       | 68.935,60        | 37                        | 4.325,30         | 30                        | 1.881,00         | 297                       | 75.141,90        | 70                        |
| ARAGÓN                      | 604                                     | 360                       | 107.899,20       | 31                        | 3.623,90         | 45                        | 2.821,50         | 436                       | 114.344,60       | 225                       |
| HUESCA                      | 83                                      | 56                        | 16.784,32        | 2                         | 233,80           | 2                         | 125,40           | 60                        | 17.143,52        | 25                        |
| TERUEL                      | 37                                      | 27                        | 8.092,44         | 1                         | 116,90           | 5                         | 313,50           | 33                        | 8.522,84         | 5                         |
| ZARAGOZA                    | 484                                     | 277                       | 83.022,44        | 28                        | 3.273,20         | 38                        | 2.382,60         | 343                       | 88.678,24        | 195                       |
| ASTURIAS                    | 778                                     | 568                       | 170.043,54       | 42                        | 4.909,80         | 41                        | 2.570,70         | 651                       | 177.524,04       | 192                       |
| ILLES BALEARS               | 166                                     | 154                       | 46.156,88        | 21                        | 2.454,90         | 10                        | 627,00           | 185                       | 49.238,78        | 3                         |
| CANARIAS                    | 263                                     | 108                       | 32.369,76        | 35                        | 4.091,50         | 42                        | 2.633,40         | 185                       | 39.094,66        | 121                       |
| LAS PALMAS                  | 143                                     | 25                        | 7.493,00         | 5                         | 584,50           | 24                        | 1.504,80         | 54                        | 9.582,30         | 98                        |
| S.C. TENERIFE               | 120                                     | 83                        | 24.876,76        | 30                        | 3.507,00         | 18                        | 1.128,60         | 131                       | 29.512,36        | 23                        |
| CANTABRIA                   | 613                                     | 224                       | 67.137,28        | 37                        | 4.325,30         | 30                        | 1.881,00         | 291                       | 73.343,58        | 367                       |
| CASTILLA Y LEÓN             | 2.994                                   | 1.192                     | 355.859,40       | 182                       | 21.334,25        | 83                        | 5.204,10         | 1.457                     | 382.397,75       | 1.764                     |
| ÁVILA                       | 342                                     | 104                       | 31.170,88        | 20                        | 2.338,00         | 5                         | 313,50           | 129                       | 33.822,38        | 234                       |
| BURGOS                      | 152                                     | 101                       | 30.421,58        | 10                        | 1.169,00         | 15                        | 940,50           | 126                       | 32.531,08        | 43                        |
| LEÓN                        | 1.275                                   | 302                       | 89.757,38        | 27                        | 3.156,30         | 20                        | 1.254,00         | 349                       | 94.167,68        | 954                       |
| PALENCIA                    | 205                                     | 95                        | 28.473,40        | 14                        | 1.636,60         | 11                        | 689,70           | 120                       | 30.799,70        | 103                       |
| SALAMANCA                   | 542                                     | 185                       | 55.196,20        | 33                        | 3.857,70         | 7                         | 438,90           | 225                       | 59.492,80        | 366                       |
| SEGOVIA                     | 116                                     | 97                        | 28.871,18        | 25                        | 2.922,50         | 4                         | 250,80           | 126                       | 32.044,48        | 19                        |
| SORIA                       | 72                                      | 66                        | 19.745,64        | 7                         | 818,30           | 1                         | 62,70            | 74                        | 20.626,64        | 8                         |
| VALLADOLID                  | 155                                     | 127                       | 37.883,56        | 18                        | 2.104,20         | 9                         | 564,30           | 154                       | 40.552,06        | 21                        |
| ZAMORA                      | 135                                     | 115                       | 34.339,58        | 28                        | 3.331,65         | 11                        | 689,70           | 154                       | 38.360,93        | 16                        |
| CASTILLA-LA MANCHA          | 2.577                                   | 833                       | 248.406,14       | 103                       | 12.040,70        | 25                        | 1.564,30         | 961                       | 262.011,14       | 1.741                     |
| ALBACETE                    | 523                                     | 174                       | 50.890,66        | 23                        | 2.688,70         | 4                         | 250,80           | 201                       | 53.830,16        | 344                       |
| CIUDAD REAL                 | 845                                     | 106                       | 31.770,32        | 15                        | 1.753,50         | 2                         | 122,20           | 123                       | 33.646,02        | 743                       |
| CUENCA                      | 394                                     | 140                       | 41.960,80        | 12                        | 1.402,80         | 4                         | 250,80           | 156                       | 43.614,40        | 256                       |
| GUADALAJARA                 | 150                                     | 83                        | 24.876,76        | 13                        | 1.519,70         | 4                         | 250,80           | 100                       | 26.647,26        | 64                        |
| TOLEDO                      | 665                                     | 330                       | 98.907,60        | 40                        | 4.676,00         | 11                        | 689,70           | 381                       | 104.273,30       | 334                       |

(Continúa al dorso)

| CC.AA.<br>Y/O<br>PROVINCIAS | NÚMERO DE<br>BENEFICIARIOS<br>DISTINTOS | SGIM                      |                     | SATP                      |                   | SMGT                      |                   | T O T A L                 |                     | ASPF                      |
|-----------------------------|---|---------------------------|---------------------|---------------------------|-------------------|---------------------------|-------------------|---------------------------|---------------------|---------------------------|
|                             |   | NÚMERO DE<br>PRESTACIONES | IMPORTE<br>BRUTO    | NÚMERO DE<br>PRESTACIONES | IMPORTE<br>BRUTO  | NÚMERO DE<br>PRESTACIONES | IMPORTE<br>BRUTO  | NÚMERO DE<br>PRESTACIONES | IMPORTE<br>BRUTO    | NÚMERO DE<br>PRESTACIONES |
| CATALUNYA                   | 1.185                                   | 1.100                     | 328.651,58          | 63                        | 7.364,60          | 91                        | 5.705,70          | 1.254                     | 341.721,88          | 56                        |
| BARCELONA                   | 805                                     | 747                       | 223.229,86          | 28                        | 3.273,20          | 61                        | 3.824,70          | 836                       | 230.327,76          | 33                        |
| GIRONA                      | 96                                      | 91                        | 27.055,20           | 7                         | 818,20            | 8                         | 501,60            | 106                       | 28.375,00           | 2                         |
| LLEIDA                      | 121                                     | 109                       | 32.669,48           | 21                        | 2.454,90          | 10                        | 627,00            | 140                       | 35.751,38           | 10                        |
| TARRAGONA                   | 163                                     | 153                       | 45.697,04           | 7                         | 818,30            | 12                        | 752,40            | 172                       | 47.267,74           | 11                        |
| COMUNIDAD VALENCIANA        | 2.063                                   | 1.375                     | 410.240,46          | 126                       | 14.729,40         | 142                       | 9.151,00          | 1.643                     | 434.120,86          | 616                       |
| ALICANTE                    | 1.121                                   | 838                       | 249.509,54          | 30                        | 3.507,00          | 40                        | 2.758,80          | 908                       | 255.775,34          | 285                       |
| CASTELLÓN                   | 166                                     | 146                       | 43.642,52           | 9                         | 1.052,10          | 18                        | 1.125,40          | 173                       | 45.820,02           | 6                         |
| VALENCIA                    | 776                                     | 391                       | 117.088,40          | 87                        | 10.170,30         | 84                        | 5.266,80          | 562                       | 132.525,50          | 325                       |
| EXTREMADURA                 | 1.132                                   | 712                       | 212.425,06          | 68                        | 7.949,20          | 91                        | 5.702,50          | 871                       | 226.076,76          | 354                       |
| BADAJOS                     | 697                                     | 345                       | 103.108,44          | 32                        | 3.740,80          | 43                        | 2.692,90          | 420                       | 109.542,14          | 321                       |
| CÁCERES                     | 435                                     | 367                       | 109.316,62          | 36                        | 4.208,40          | 48                        | 3.009,60          | 451                       | 116.534,62          | 33                        |
| GALICIA                     | 1.038                                   | 535                       | 159.187,80          | 79                        | 9.235,10          | 105                       | 6.583,50          | 719                       | 175.006,40          | 457                       |
| A CORUÑA                    | 389                                     | 207                       | 61.303,78           | 41                        | 4.792,90          | 78                        | 4.890,60          | 326                       | 70.987,28           | 117                       |
| LUGO                        | 79                                      | 24                        | 7.193,28            | 6                         | 701,40            | 18                        | 1.128,60          | 48                        | 9.023,28            | 43                        |
| OURENSE                     | 175                                     | 61                        | 18.282,92           | 3                         | 350,70            | 2                         | 125,40            | 66                        | 18.759,02           | 113                       |
| PONTEVEDRA                  | 395                                     | 243                       | 72.407,82           | 29                        | 3.390,10          | 7                         | 438,90            | 279                       | 76.236,82           | 184                       |
| MADRID                      | 2.483                                   | 942                       | 282.466,18          | 123                       | 14.437,15         | 150                       | 9.904,00          | 1.215                     | 306.807,33          | 1.507                     |
| MURCIA                      | 3.135                                   | 1.703                     | 508.422,82          | 64                        | 7.481,60          | 103                       | 6.458,10          | 1.870                     | 522.362,52          | 1.389                     |
| NAVARRA                     | 173                                     | 129                       | 38.663,78           | 29                        | 3.390,20          | 13                        | 815,10            | 171                       | 42.869,08           | 30                        |
| PAÍS VASCO                  | 410                                     | 353                       | 105.951,02          | 37                        | 4.325,30          | 20                        | 1.254,00          | 410                       | 111.530,32          | 128                       |
| ARABA/ÁLAVA                 | 58                                      | 48                        | 14.536,42           | 9                         | 1.052,10          | 1                         | 62,70             | 58                        | 15.651,22           | 17                        |
| GIPUZKOA                    | 129                                     | 121                       | 36.266,12           | 14                        | 1.636,60          | 8                         | 501,60            | 143                       | 38.404,32           | 84                        |
| BIZKAIA                     | 223                                     | 184                       | 55.148,48           | 14                        | 1.636,60          | 11                        | 689,70            | 209                       | 57.474,78           | 27                        |
| LA RIOJA                    | 118                                     | 89                        | 26.675,08           | 5                         | 584,50            | 5                         | 313,50            | 99                        | 27.573,08           | 25                        |
| CEUTA                       | 155                                     | 82                        | 24.577,04           | 13                        | 1.519,70          | 53                        | 3.323,10          | 148                       | 29.419,84           | 42                        |
| MELILLA                     | 430                                     | 92                        | 27.724,10           | 9                         | 1.052,10          | 339                       | 22.318,60         | 440                       | 51.094,80           | 7                         |
| <b>TOTAL ESTADO</b>         | <b>24.445</b>                           | <b>13.838</b>             | <b>4.133.907,08</b> | <b>1.443</b>              | <b>168.803,60</b> | <b>1.588</b>              | <b>101.741,40</b> | <b>16.869</b>             | <b>4.404.452,08</b> | <b>9.889</b>              |

2b PRESTACIONES LISMI: DATOS DE LA GESTIÓN MENSUAL Y ANUAL

**PRESTACIONES DEL REAL DECRETO 383/1984, DE 1 DE FEBRERO (LISMI)  
DATOS DE GESTIÓN CORRESPONDIENTES AL MES DE JUNIO DE 2013**

| CC.AA.<br>Y/O<br>PROVINCIAS | SUBSIDIO DE MOVILIDAD Y COMPENSACIÓN PARA |                                 |       |                     |        |                  | ASISTENCIA SANITARIA Y PRESTACIÓN FARMACÉUTICA |            |       |                     |       |                  | TOTAL PRESTACIONES |           |       |                     |        |                  |
|-----------------------------|---|---------------------------------|-------|---------------------|--------|------------------|--|------------|-------|---------------------|-------|------------------|--------------------|-----------|-------|---------------------|--------|------------------|
|                             | PTES.<br>MES ANT.                         | GASTOS DE TRANSPORTE (S.M.G.T.) |       |                     |        | PTES.<br>FIN MES | PTES.<br>MES ANT.                              | (A.S.P.F.) |       |                     |       | PTES.<br>FIN MES | PTES.<br>MES ANT.  | L I S M I |       |                     |        | PTES.<br>FIN MES |
|                             |   | SOLC.                           | REST. | APRB. (nº y % C.R.) |        |                  |  | SOLC.      | REST. | APRB. (nº y % C.R.) |       |                  |                    | SOLC.     | REST. | APRB. (nº y % C.R.) |        |                  |
| <b>ANDALUCÍA</b>            | 6   | 0                               | 2     | 0                   | -      | 4                | 9  | 3          | 3     | 0                   | -     | 9                | 15                 | 3         | 5     | 0                   | -      | 13               |
| ALMERÍA                     | 0   | 0                               | 0     | 0                   | -      | 0                | 0  | 0          | 0     | 0                   | -     | 0                | 0                  | 0         | 0     | 0                   | -      | 0                |
| CÁDIZ                       | 0   | 0                               | 0     | 0                   | -      | 0                | 0  | 0          | 0     | 0                   | -     | 0                | 0                  | 0         | 0     | 0                   | -      | 0                |
| CÓRDOBA                     | 0   | 0                               | 0     | 0                   | -      | 0                | 0  | 0          | 0     | 0                   | -     | 0                | 0                  | 0         | 0     | 0                   | -      | 0                |
| GRANADA                     | 2   | 0                               | 0     | 0                   | -      | 2                | 0  | 0          | 0     | 0                   | -     | 0                | 2                  | 0         | 0     | 0                   | -      | 2                |
| HUELVA                      | 1   | 0                               | 0     | 0                   | -      | 1                | 2  | 0          | 0     | 0                   | -     | 2                | 3                  | 0         | 0     | 0                   | -      | 3                |
| JAÉN                        | 1   | 0                               | 1     | 0                   | -      | 0                | 2  | 0          | 2     | 0                   | -     | 0                | 3                  | 0         | 3     | 0                   | -      | 0                |
| MÁLAGA                      | 1   | 0                               | 1     | 0                   | -      | 0                | 5  | 3          | 1     | 0                   | -     | 7                | 6                  | 3         | 2     | 0                   | -      | 7                |
| SEVILLA                     | 1   | 0                               | 0     | 0                   | -      | 1                | 0  | 0          | 0     | 0                   | -     | 0                | 1                  | 0         | 0     | 0                   | -      | 1                |
| <b>ARAGÓN</b>               | 1   | 1                               | 1     | 0                   | -      | 1                | 1  | 1          | 1     | 0                   | -     | 1                | 2                  | 2         | 2     | 0                   | -      | 2                |
| HUESCA                      | 0   | 1                               | 1     | 0                   | -      | 0                | 0  | 0          | 0     | 0                   | -     | 0                | 0                  | 1         | 1     | 0                   | -      | 0                |
| TERUEL                      | 0   | 0                               | 0     | 0                   | -      | 0                | 0  | 0          | 0     | 0                   | -     | 0                | 0                  | 0         | 0     | 0                   | -      | 0                |
| ZARAGOZA                    | 1   | 0                               | 0     | 0                   | -      | 1                | 1  | 1          | 1     | 0                   | -     | 1                | 2                  | 1         | 1     | 0                   | -      | 2                |
| <b>ASTURIAS</b>             | 2   | 0                               | 1     | 0                   | -      | 1                | 7  | 3          | 4     | 3                   | 75,00 | 6                | 9                  | 3         | 5     | 3                   | 60,00  | 7                |
| <b>ILLES BALEARS</b>        | 0   | 0                               | 0     | 0                   | -      | 0                | 0  | 0          | 0     | 0                   | -     | 0                | 0                  | 0         | 0     | 0                   | -      | 0                |
| <b>CANARIAS</b>             | 1   | 1                               | 0     | 0                   | -      | 2                | 1  | 0          | 0     | 0                   | -     | 1                | 2                  | 1         | 0     | 0                   | -      | 3                |
| LAS PALMAS                  | 0   | 1                               | 0     | 0                   | -      | 1                | 0  | 0          | 0     | 0                   | -     | 0                | 0                  | 1         | 0     | 0                   | -      | 1                |
| S.C. TENERIFE               | 1   | 0                               | 0     | 0                   | -      | 1                | 1  | 0          | 0     | 0                   | -     | 1                | 2                  | 0         | 0     | 0                   | -      | 2                |
| <b>CANTABRIA</b>            | 1   | 0                               | 1     | 1                   | 100,00 | 0                | 0  | 0          | 0     | 0                   | -     | 0                | 1                  | 0         | 1     | 1                   | 100,00 | 0                |
| <b>CASTILLA Y LEÓN</b>      | 1   | 1                               | 1     | 1                   | 100,00 | 1                | 0  | 0          | 0     | 0                   | -     | 0                | 1                  | 1         | 1     | 1                   | 100,00 | 1                |
| ÁVILA                       | 0   | 0                               | 0     | 0                   | -      | 0                | 0  | 0          | 0     | 0                   | -     | 0                | 0                  | 0         | 0     | 0                   | -      | 0                |
| BURGOS                      | 1   | 1                               | 1     | 1                   | 100,00 | 1                | 0  | 0          | 0     | 0                   | -     | 0                | 1                  | 1         | 1     | 1                   | 100,00 | 1                |
| LEÓN                        | 0   | 0                               | 0     | 0                   | -      | 0                | 0  | 0          | 0     | 0                   | -     | 0                | 0                  | 0         | 0     | 0                   | -      | 0                |
| PALENCIA                    | 0   | 0                               | 0     | 0                   | -      | 0                | 0  | 0          | 0     | 0                   | -     | 0                | 0                  | 0         | 0     | 0                   | -      | 0                |
| SALAMANCA                   | 0   | 0                               | 0     | 0                   | -      | 0                | 0  | 0          | 0     | 0                   | -     | 0                | 0                  | 0         | 0     | 0                   | -      | 0                |
| SEGOVIA                     | 0   | 0                               | 0     | 0                   | -      | 0                | 0  | 0          | 0     | 0                   | -     | 0                | 0                  | 0         | 0     | 0                   | -      | 0                |
| SORIA                       | 0   | 0                               | 0     | 0                   | -      | 0                | 0  | 0          | 0     | 0                   | -     | 0                | 0                  | 0         | 0     | 0                   | -      | 0                |
| VALLADOLID                  | 0   | 0                               | 0     | 0                   | -      | 0                | 0  | 0          | 0     | 0                   | -     | 0                | 0                  | 0         | 0     | 0                   | -      | 0                |
| ZAMORA                      | 0   | 0                               | 0     | 0                   | -      | 0                | 0  | 0          | 0     | 0                   | -     | 0                | 0                  | 0         | 0     | 0                   | -      | 0                |
| <b>CASTILLA-LA MANCHA</b>   | 2   | 1                               | 1     | 1                   | 100,00 | 2                | 1  | 0          | 0     | 0                   | -     | 1                | 3                  | 1         | 1     | 1                   | 100,00 | 3                |
| ALBACETE                    | 0   | 1                               | 1     | 1                   | 100,00 | 0                | 0  | 0          | 0     | 0                   | -     | 0                | 0                  | 1         | 1     | 1                   | 100,00 | 0                |
| CIUDAD REAL                 | 0   | 0                               | 0     | 0                   | -      | 0                | 0  | 0          | 0     | 0                   | -     | 0                | 0                  | 0         | 0     | 0                   | -      | 0                |
| CUENCA                      | 0   | 0                               | 0     | 0                   | -      | 0                | 0  | 0          | 0     | 0                   | -     | 0                | 0                  | 0         | 0     | 0                   | -      | 0                |
| GUADALAJARA                 | 0   | 0                               | 0     | 0                   | -      | 0                | 0  | 0          | 0     | 0                   | -     | 0                | 0                  | 0         | 0     | 0                   | -      | 0                |
| TOLEDO                      | 2   | 0                               | 0     | 0                   | -      | 2                | 1  | 0          | 0     | 0                   | -     | 1                | 3                  | 0         | 0     | 0                   | -      | 3                |

*(Continúa al dorso)*

| CC.AA.<br>Y/O<br>PROVINCIAS | SUBSIDIO DE MOVILIDAD Y COMPENSACIÓN PARA |                                 |       |                     |               | ASISTENCIA SANITARIA Y PRESTACIÓN FARMACÉUTICA |            |       |                     |               | TOTAL PRESTACIONES |           |       |                     |               |   |        |    |
|-----------------------------|---|---------------------------------|-------|---------------------|---------------|--|------------|-------|---------------------|---------------|--------------------|-----------|-------|---------------------|---------------|---|--------|----|
|                             | PTE.<br>MES ANT.                          | GASTOS DE TRANSPORTE (S.M.G.T.) |       |                     | PTE.<br>FINAL | PTE.<br>MES ANT.                               | (A.S.P.F.) |       |                     | PTE.<br>FINAL | PTE.<br>MES ANT.   | L I S M I |       |                     | PTE.<br>FINAL |   |        |    |
|                             |   | SOLC.                           | REST. | APRB. (nº y % C.R.) |               |  | SOLC.      | REST. | APRB. (nº y % C.R.) |               |                    | SOLC.     | REST. | APRB. (nº y % C.R.) |               |   |        |    |
| CATALUNYA                   | 15  | 9                               | 7     | 0                   | -             | 17   | 16         | 2     | 0                   | 0             | -                  | 18        | 31    | 11                  | 7             | 0 | -      | 35 |
| BARCELONA                   | 14  | 9                               | 6     | 0                   | -             | 17   | 13         | 2     | 0                   | 0             | -                  | 15        | 27    | 11                  | 6             | 0 | -      | 32 |
| GIRONA                      | 0   | 0                               | 0     | 0                   | -             | 0  | 2          | 0     | 0                   | 0             | -                  | 2         | 2     | 0                   | 0             | 0 | -      | 2  |
| LLEIDA                      | 1   | 0                               | 1     | 0                   | -             | 0  | 1          | 0     | 0                   | 0             | -                  | 1         | 2     | 0                   | 1             | 0 | -      | 1  |
| TARRAGONA                   | 0   | 0                               | 0     | 0                   | -             | 0  | 0          | 0     | 0                   | 0             | -                  | 0         | 0     | 0                   | 0             | 0 | -      | 0  |
| COMUNIDAD VALENCIANA        | 2   | 5                               | 2     | 1                   | 50,00         | 5  | 2          | 0     | 0                   | 0             | -                  | 2         | 4     | 5                   | 2             | 1 | 50,00  | 7  |
| ALICANTE                    | 0   | 2                               | 2     | 1                   | 50,00         | 0  | 0          | 0     | 0                   | 0             | -                  | 0         | 0     | 2                   | 2             | 1 | 50,00  | 0  |
| CASTELLÓN                   | 0   | 0                               | 0     | 0                   | -             | 0  | 0          | 0     | 0                   | 0             | -                  | 0         | 0     | 0                   | 0             | 0 | -      | 0  |
| VALENCIA                    | 2   | 3                               | 0     | 0                   | -             | 5  | 2          | 0     | 0                   | 0             | -                  | 2         | 4     | 3                   | 0             | 0 | -      | 7  |
| EXTREMADURA                 | 2   | 0                               | 0     | 0                   | -             | 2  | 0          | 1     | 1                   | 0             | -                  | 0         | 2     | 1                   | 1             | 0 | -      | 2  |
| BADAJOS                     | 0   | 0                               | 0     | 0                   | -             | 0  | 0          | 0     | 0                   | 0             | -                  | 0         | 0     | 0                   | 0             | 0 | -      | 0  |
| CÁCERES                     | 2   | 0                               | 0     | 0                   | -             | 2  | 0          | 1     | 1                   | 0             | -                  | 0         | 2     | 1                   | 1             | 0 | -      | 2  |
| GALICIA                     | 0   | 0                               | 0     | 0                   | -             | 0  | 3          | 3     | 3                   | 0             | -                  | 3         | 3     | 3                   | 3             | 0 | -      | 3  |
| A CORUÑA                    | 0   | 0                               | 0     | 0                   | -             | 0  | 2          | 1     | 1                   | 0             | -                  | 2         | 2     | 1                   | 1             | 0 | -      | 2  |
| LUGO                        | 0   | 0                               | 0     | 0                   | -             | 0  | 0          | 1     | 1                   | 0             | -                  | 0         | 0     | 1                   | 1             | 0 | -      | 0  |
| OURENSE                     | 0   | 0                               | 0     | 0                   | -             | 0  | 0          | 1     | 1                   | 0             | -                  | 0         | 0     | 1                   | 1             | 0 | -      | 0  |
| PONTEVEDRA                  | 0   | 0                               | 0     | 0                   | -             | 0  | 1          | 0     | 0                   | 0             | -                  | 1         | 1     | 0                   | 0             | 0 | -      | 1  |
| MADRID                      | 1   | 1                               | 2     | 1                   | 50,00         | 0  | 0          | 1     | 1                   | 0             | -                  | 0         | 1     | 2                   | 3             | 1 | 33,33  | 0  |
| MURCIA                      | 4   | 0                               | 0     | 0                   | -             | 4  | 1          | 0     | 1                   | 0             | -                  | 0         | 5     | 0                   | 1             | 0 | -      | 4  |
| NAVARRA                     | 0   | 0                               | 0     | 0                   | -             | 0  | 0          | 0     | 0                   | 0             | -                  | 0         | 0     | 0                   | 0             | 0 | -      | 0  |
| PAÍS VASCO                  | 1   | 0                               | 0     | 0                   | -             | 1  | 18         | 1     | 2                   | 1             | 50,00              | 17        | 19    | 1                   | 2             | 1 | 50,00  | 18 |
| ARABA/ÁLAVA                 | 0   | 0                               | 0     | 0                   | -             | 0  | 0          | 0     | 0                   | 0             | -                  | 0         | 0     | 0                   | 0             | 0 | -      | 0  |
| GIPUZKOA                    | 1   | 0                               | 0     | 0                   | -             | 1  | 17         | 0     | 1                   | 1             | 100,00             | 16        | 18    | 0                   | 1             | 1 | 100,00 | 17 |
| BIZKAIA                     | 0   | 0                               | 0     | 0                   | -             | 0  | 1          | 1     | 1                   | 0             | -                  | 1         | 1     | 1                   | 1             | 0 | -      | 1  |
| LA RIOJA                    | 0   | 0                               | 0     | 0                   | -             | 0  | 0          | 0     | 0                   | 0             | -                  | 0         | 0     | 0                   | 0             | 0 | -      | 0  |
| CEUTA                       | 5   | 0                               | 2     | 0                   | -             | 3  | 0          | 0     | 0                   | 0             | -                  | 0         | 5     | 0                   | 2             | 0 | -      | 3  |
| MELILLA                     | 13  | 5                               | 6     | 4                   | 66,67         | 12   | 0          | 0     | 0                   | 0             | -                  | 0         | 13    | 5                   | 6             | 4 | 66,67  | 12 |

|              |    |    |    |   |       |    |    |    |    |   |       |    |     |    |    |    |       |     |
|--------------|----|----|----|---|-------|----|----|----|----|---|-------|----|-----|----|----|----|-------|-----|
| TOTAL ESTADO | 57 | 24 | 26 | 9 | 34,62 | 55 | 59 | 15 | 16 | 4 | 25,00 | 58 | 116 | 39 | 42 | 13 | 30,95 | 113 |
|--------------|----|----|----|---|-------|----|----|----|----|---|-------|----|-----|----|----|----|-------|-----|

# PRESTACIONES DEL REAL DECRETO 383/1984, DE 1 DE FEBRERO (LISMI)

## DATOS DE GESTIÓN CORRESPONDIENTES AL AÑO 2013 HASTA JUNIO

| CC.AA.<br>Y/O<br>PROVINCIAS | SUBSIDIO DE MOVILIDAD Y COMPENSACIÓN PARA |                                 |       |                     |               | ASISTENCIA SANITARIA Y PRESTACIÓN FARMACÉUTICA |            |       |                     |               | TOTAL PRESTACIONES |       |       |                     |               |    |        |    |
|-----------------------------|---|---------------------------------|-------|---------------------|---------------|--|------------|-------|---------------------|---------------|--------------------|-------|-------|---------------------|---------------|----|--------|----|
|                             | PTE.<br>AÑO ANT.                          | GASTOS DE TRANSPORTE (S.M.G.T.) |       |                     | PTE.<br>FINAL | PTE.<br>AÑO ANT.                               | (A.S.P.F.) |       |                     | PTE.<br>FINAL | PTE.<br>AÑO ANT.   | LISMI |       |                     | PTE.<br>FINAL |    |        |    |
|                             |   | SOLC.                           | REST. | APRB. (nº y % C.R.) |               |  | SOLC.      | REST. | APRB. (nº y % C.R.) |               |                    | SOLC. | REST. | APRB. (nº y % C.R.) |               |    |        |    |
| ANDALUCÍA                   | 5   | 20                              | 21    | 3                   | 14,29         | 4  | 10         | 24    | 25                  | 3             | 12,00              | 9     | 15    | 44                  | 46            | 6  | 13,04  | 13 |
| ALMERÍA                     | 0   | 2                               | 2     | 1                   | 50,00         | 0  | 0          | 7     | 7                   | 0             | -                  | 0     | 0     | 9                   | 9             | 1  | 11,11  | 0  |
| CÁDIZ                       | 1   | 2                               | 3     | 2                   | 66,67         | 0  | 1          | 0     | 1                   | 0             | -                  | 0     | 2     | 2                   | 4             | 2  | 50,00  | 0  |
| CÓRDOBA                     | 1   | 0                               | 1     | 0                   | -             | 0  | 2          | 0     | 2                   | 0             | -                  | 0     | 3     | 0                   | 3             | 0  | -      | 0  |
| GRANADA                     | 0   | 3                               | 1     | 0                   | -             | 2  | 3          | 3     | 6                   | 0             | -                  | 0     | 3     | 6                   | 7             | 0  | -      | 2  |
| HUELVA                      | 1   | 1                               | 1     | 0                   | -             | 1  | 0          | 4     | 2                   | 1             | 50,00              | 2     | 1     | 5                   | 3             | 1  | 33,33  | 3  |
| JAÉN                        | 1   | 1                               | 2     | 0                   | -             | 0  | 1          | 1     | 2                   | 0             | -                  | 0     | 2     | 2                   | 4             | 0  | -      | 0  |
| MÁLAGA                      | 1   | 1                               | 2     | 0                   | -             | 0  | 3          | 9     | 5                   | 2             | 40,00              | 7     | 4     | 10                  | 7             | 2  | 28,57  | 7  |
| SEVILLA                     | 0   | 0                               | 0     | 0                   | -             | 0  | 0          | 0     | 0                   | 0             | -                  | 0     | 0     | 0                   | 0             | 0  | -      | 0  |
| ARAGÓN                      | 0   | 3                               | 2     | 0                   | -             | 1  | 0          | 8     | 7                   | 1             | 14,29              | 1     | 0     | 11                  | 9             | 1  | 11,11  | 2  |
| HUESCA                      | 0   | 1                               | 1     | 0                   | -             | 0  | 0          | 3     | 3                   | 0             | -                  | 0     | 0     | 4                   | 4             | 0  | -      | 0  |
| TERUEL                      | 0   | 1                               | 1     | 0                   | -             | 0  | 0          | 0     | 0                   | 0             | -                  | 0     | 0     | 1                   | 1             | 0  | -      | 0  |
| ZARAGOZA                    | 0   | 1                               | 0     | 0                   | -             | 1  | 0          | 5     | 4                   | 1             | 25,00              | 1     | 0     | 6                   | 4             | 1  | 25,00  | 2  |
| ASTURIAS                    | 1   | 2                               | 2     | 0                   | -             | 1  | 8          | 20    | 22                  | 17            | 77,27              | 6     | 9     | 22                  | 24            | 17 | 70,83  | 7  |
| ILLES BALEARS               | 0   | 0                               | 0     | 0                   | -             | 0  | 0          | 1     | 1                   | 0             | -                  | 0     | 0     | 1                   | 1             | 0  | -      | 0  |
| CANARIAS                    | 2   | 2                               | 2     | 0                   | -             | 2  | 2          | 2     | 3                   | 1             | 33,33              | 1     | 4     | 4                   | 5             | 1  | 20,00  | 3  |
| LAS PALMAS                  | 1   | 2                               | 2     | 0                   | -             | 1  | 1          | 1     | 2                   | 1             | 50,00              | 0     | 2     | 3                   | 4             | 1  | 25,00  | 1  |
| S.C. TENERIFE               | 1   | 0                               | 0     | 0                   | -             | 1  | 1          | 1     | 1                   | 0             | -                  | 1     | 2     | 1                   | 1             | 0  | -      | 2  |
| CANTABRIA                   | 1   | 1                               | 2     | 2                   | 100,00        | 0  | 0          | 0     | 0                   | 0             | -                  | 0     | 1     | 1                   | 2             | 2  | 100,00 | 0  |
| CASTILLA Y LEÓN             | 1   | 6                               | 6     | 3                   | 50,00         | 1  | 2          | 11    | 13                  | 1             | 7,69               | 0     | 3     | 17                  | 19            | 4  | 21,05  | 1  |
| ÁVILA                       | 0   | 0                               | 0     | 0                   | -             | 0  | 0          | 0     | 0                   | 0             | -                  | 0     | 0     | 0                   | 0             | 0  | -      | 0  |
| BURGOS                      | 0   | 2                               | 1     | 1                   | 100,00        | 1  | 1          | 2     | 3                   | 1             | 33,33              | 0     | 1     | 4                   | 4             | 2  | 50,00  | 1  |
| LEÓN                        | 1   | 0                               | 1     | 0                   | -             | 0  | 0          | 1     | 1                   | 0             | -                  | 0     | 1     | 1                   | 2             | 0  | -      | 0  |
| PALENCIA                    | 0   | 0                               | 0     | 0                   | -             | 0  | 0          | 0     | 0                   | 0             | -                  | 0     | 0     | 0                   | 0             | 0  | -      | 0  |
| SALAMANCA                   | 0   | 0                               | 0     | 0                   | -             | 0  | 0          | 7     | 7                   | 0             | -                  | 0     | 0     | 7                   | 7             | 0  | -      | 0  |
| SEGOVIA                     | 0   | 0                               | 0     | 0                   | -             | 0  | 0          | 0     | 0                   | 0             | -                  | 0     | 0     | 0                   | 0             | 0  | -      | 0  |
| SORIA                       | 0   | 0                               | 0     | 0                   | -             | 0  | 0          | 0     | 0                   | 0             | -                  | 0     | 0     | 0                   | 0             | 0  | -      | 0  |
| VALLADOLID                  | 0   | 2                               | 2     | 1                   | 50,00         | 0  | 1          | 1     | 2                   | 0             | -                  | 0     | 1     | 3                   | 4             | 1  | 25,00  | 0  |
| ZAMORA                      | 0   | 2                               | 2     | 1                   | 50,00         | 0  | 0          | 0     | 0                   | 0             | -                  | 0     | 0     | 2                   | 2             | 1  | 50,00  | 0  |
| CASTILLA-LA MANCHA          | 3   | 4                               | 5     | 2                   | 40,00         | 2  | 2          | 3     | 4                   | 0             | -                  | 1     | 5     | 7                   | 9             | 2  | 22,22  | 3  |
| ALBACETE                    | 0   | 1                               | 1     | 1                   | 100,00        | 0  | 0          | 0     | 0                   | 0             | -                  | 0     | 0     | 1                   | 1             | 1  | 100,00 | 0  |
| CIUDAD REAL                 | 0   | 0                               | 0     | 0                   | -             | 0  | 0          | 3     | 3                   | 0             | -                  | 0     | 0     | 3                   | 3             | 0  | -      | 0  |
| CUENCA                      | 0   | 2                               | 2     | 0                   | -             | 0  | 0          | 0     | 0                   | 0             | -                  | 0     | 0     | 2                   | 2             | 0  | -      | 0  |
| GUADALAJARA                 | 1   | 1                               | 2     | 1                   | 50,00         | 0  | 1          | 0     | 1                   | 0             | -                  | 0     | 2     | 1                   | 3             | 1  | 33,33  | 0  |
| TOLEDO                      | 2   | 0                               | 0     | 0                   | -             | 2  | 1          | 0     | 0                   | 0             | -                  | 1     | 3     | 0                   | 0             | 0  | -      | 3  |

(Continúa al dorso)

| CC.AA.<br>Y/O<br>PROVINCIAS | SUBSIDIO DE MOVILIDAD Y COMPENSACIÓN PARA |                                 |            |                     |              |               | ASISTENCIA SANITARIA Y PRESTACIÓN FARMACÉUTICA |            |            |                     |              |               | TOTAL PRESTACIONES |            |            |                     |              |               |
|-----------------------------|---|---------------------------------|------------|---------------------|--------------|---------------|--|------------|------------|---------------------|--------------|---------------|--------------------|------------|------------|---------------------|--------------|---------------|
|                             | PTE.<br>AÑO ANT.                          | GASTOS DE TRANSPORTE (S.M.G.T.) |            |                     |              | PTE.<br>FINAL | PTE.<br>AÑO ANT.                               | (A.S.P.F.) |            |                     |              | PTE.<br>FINAL | PTE.<br>AÑO ANT.   | L I S M I  |            |                     |              | PTE.<br>FINAL |
|                             |   | SOLC.                           | REST.      | APRB. (nº y % C.R.) |              |               |  | SOLC.      | REST.      | APRB. (nº y % C.R.) |              |               |                    | SOLC.      | REST.      | APRB. (nº y % C.R.) |              |               |
| CATALUNYA                   | 13  | 40                              | 36         | 2                   | 5,56         | 17            | 12   | 11         | 5          | 2                   | 40,00        | 18            | 25                 | 51         | 41         | 4                   | 9,76         | 35            |
| BARCELONA                   | 10  | 39                              | 32         | 0                   | -            | 17            | 9  | 9          | 3          | 1                   | 33,33        | 15            | 19                 | 48         | 35         | 1                   | 2,86         | 32            |
| GIRONA                      | 0   | 0                               | 0          | 0                   | -            | 0             | 0  | 2          | 0          | 0                   | -            | 2             | 0                  | 2          | 0          | 0                   | -            | 2             |
| LLEIDA                      | 1   | 1                               | 2          | 0                   | -            | 0             | 1  | 0          | 0          | 0                   | -            | 1             | 2                  | 1          | 2          | 0                   | -            | 1             |
| TARRAGONA                   | 2   | 0                               | 2          | 2                   | 100,00       | 0             | 2  | 0          | 2          | 1                   | 50,00        | 0             | 4                  | 0          | 4          | 3                   | 75,00        | 0             |
| COMUNIDAD VALENCIANA        | 7   | 18                              | 20         | 4                   | 20,00        | 5             | 2  | 3          | 3          | 0                   | -            | 2             | 9                  | 21         | 23         | 4                   | 17,39        | 7             |
| ALICANTE                    | 0   | 11                              | 11         | 4                   | 36,36        | 0             | 0  | 1          | 1          | 0                   | -            | 0             | 0                  | 12         | 12         | 4                   | 33,33        | 0             |
| CASTELLÓN                   | 0   | 0                               | 0          | 0                   | -            | 0             | 0  | 0          | 0          | 0                   | -            | 0             | 0                  | 0          | 0          | 0                   | -            | 0             |
| VALENCIA                    | 7   | 7                               | 9          | 0                   | -            | 5             | 2  | 2          | 2          | 0                   | -            | 2             | 9                  | 9          | 11         | 0                   | -            | 7             |
| EXTREMADURA                 | 3   | 6                               | 7          | 0                   | -            | 2             | 1  | 2          | 3          | 0                   | -            | 0             | 4                  | 8          | 10         | 0                   | -            | 2             |
| BADAJOS                     | 2   | 3                               | 5          | 0                   | -            | 0             | 1  | 1          | 2          | 0                   | -            | 0             | 3                  | 4          | 7          | 0                   | -            | 0             |
| CÁCERES                     | 1   | 3                               | 2          | 0                   | -            | 2             | 0  | 1          | 1          | 0                   | -            | 0             | 1                  | 4          | 3          | 0                   | -            | 2             |
| GALICIA                     | 1   | 1                               | 2          | 1                   | 50,00        | 0             | 5  | 28         | 30         | 9                   | 30,00        | 3             | 6                  | 29         | 32         | 10                  | 31,25        | 3             |
| A CORUÑA                    | 1   | 1                               | 2          | 1                   | 50,00        | 0             | 0  | 5          | 3          | 0                   | -            | 2             | 1                  | 6          | 5          | 1                   | 20,00        | 2             |
| LUGO                        | 0   | 0                               | 0          | 0                   | -            | 0             | 0  | 2          | 2          | 0                   | -            | 0             | 0                  | 2          | 2          | 0                   | -            | 0             |
| OURENSE                     | 0   | 0                               | 0          | 0                   | -            | 0             | 0  | 2          | 2          | 0                   | -            | 0             | 0                  | 2          | 2          | 0                   | -            | 0             |
| PONTEVEDRA                  | 0   | 0                               | 0          | 0                   | -            | 0             | 5  | 19         | 23         | 9                   | 39,13        | 1             | 5                  | 19         | 23         | 9                   | 39,13        | 1             |
| MADRID                      | 2   | 8                               | 10         | 4                   | 40,00        | 0             | 3  | 12         | 15         | 2                   | 13,33        | 0             | 5                  | 20         | 25         | 6                   | 24,00        | 0             |
| MURCIA                      | 4   | 5                               | 5          | 0                   | -            | 4             | 0  | 6          | 6          | 0                   | -            | 0             | 4                  | 11         | 11         | 0                   | -            | 4             |
| NAVARRA                     | 0   | 1                               | 1          | 0                   | -            | 0             | 0  | 4          | 4          | 0                   | -            | 0             | 0                  | 5          | 5          | 0                   | -            | 0             |
| PAÍS VASCO                  | 1   | 0                               | 0          | 0                   | -            | 1             | 14   | 7          | 4          | 1                   | 25,00        | 17            | 15                 | 7          | 4          | 1                   | 25,00        | 18            |
| ARABA/ÁLAVA                 | 0   | 0                               | 0          | 0                   | -            | 0             | 0  | 0          | 0          | 0                   | -            | 0             | 0                  | 0          | 0          | 0                   | -            | 0             |
| GIPUZKOA                    | 1   | 0                               | 0          | 0                   | -            | 1             | 14   | 3          | 1          | 1                   | 100,00       | 16            | 15                 | 3          | 1          | 1                   | 100,00       | 17            |
| BIZKAIA                     | 0   | 0                               | 0          | 0                   | -            | 0             | 0  | 4          | 3          | 0                   | -            | 1             | 0                  | 4          | 3          | 0                   | -            | 1             |
| LA RIOJA                    | 0   | 1                               | 1          | 1                   | 100,00       | 0             | 0  | 0          | 0          | 0                   | -            | 0             | 0                  | 1          | 1          | 1                   | 100,00       | 0             |
| CEUTA                       | 0   | 10                              | 7          | 1                   | 14,29        | 3             | 0  | 2          | 2          | 0                   | -            | 0             | 0                  | 12         | 9          | 1                   | 11,11        | 3             |
| MELILLA                     | 12  | 39                              | 39         | 28                  | 71,79        | 12            | 0  | 0          | 0          | 0                   | -            | 0             | 12                 | 39         | 39         | 28                  | 71,79        | 12            |
| <b>TOTAL ESTADO</b>         | <b>56</b>                                 | <b>167</b>                      | <b>168</b> | <b>51</b>           | <b>30,36</b> | <b>55</b>     | <b>61</b>                                      | <b>144</b> | <b>147</b> | <b>37</b>           | <b>25,17</b> | <b>58</b>     | <b>117</b>         | <b>311</b> | <b>315</b> | <b>88</b>           | <b>27,94</b> | <b>113</b>    |

**2c REVISIONES DE OFICIO E INSTANCIA DE PARTE: DATOS DE LA GESTIÓN MENSUAL Y ANUAL**

**PRESTACIONES DEL REAL DECRETO 383/1984, DE 1 DE FEBRERO (LISMI)  
REVISIONES DE OFICIO E INSTANCIA DE PARTE EFECTUADAS DE SGIM  
DATOS DE GESTIÓN CORRESPONDIENTES AL MES DE JUNIO DE 2013**

| CC.AA.<br>Y/O<br>PROVINCIAS | REVISIONES EFECTUADAS |                      |              |       | CAUSAS DE EXTINCIÓN DEL DERECHO |                     |                            |                       |               |                   |       |
|-----------------------------|-----------------------|----------------------|--------------|-------|---------------------------------|---------------------|----------------------------|-----------------------|---------------|-------------------|-------|
|                             | Modifica.<br>Cuantía  | Extinción<br>Derecho | Suspensión   |       | TOTAL                           | Recursos<br>Propios | Prestación<br>Incompatible | Pérdida<br>Residencia | Fallecimiento | Grado y<br>Baremo | TOTAL |
|                             |                       |                      | Act. Laboral | Otras |                                 |                     |                            |                       |               |                   |       |
| ANDALUCÍA                   | 1                     | 58                   | 0            | 18    | 77                              | 30                  | 11                         | 0                     | 17            | 0                 | 58    |
| ALMERÍA                     | 0                     | 9                    | 0            | 0     | 9                               | 4                   | 0                          | 0                     | 5             | 0                 | 9     |
| CÁDIZ                       | 0                     | 2                    | 0            | 0     | 2                               | 0                   | 1                          | 0                     | 1             | 0                 | 2     |
| CÓRDOBA                     | 0                     | 7                    | 0            | 1     | 8                               | 2                   | 3                          | 0                     | 2             | 0                 | 7     |
| GRANADA                     | 0                     | 2                    | 0            | 0     | 2                               | 1                   | 0                          | 0                     | 1             | 0                 | 2     |
| HUELVA                      | 0                     | 2                    | 0            | 0     | 2                               | 1                   | 0                          | 0                     | 1             | 0                 | 2     |
| JAÉN                        | 0                     | 3                    | 0            | 0     | 3                               | 1                   | 2                          | 0                     | 0             | 0                 | 3     |
| MÁLAGA                      | 1                     | 28                   | 0            | 17    | 46                              | 20                  | 3                          | 0                     | 5             | 0                 | 28    |
| SEVILLA                     | 0                     | 5                    | 0            | 0     | 5                               | 1                   | 2                          | 0                     | 2             | 0                 | 5     |
| ARAGÓN                      | 0                     | 1                    | 0            | 0     | 1                               | 0                   | 0                          | 0                     | 1             | 0                 | 1     |
| HUESCA                      | 0                     | 1                    | 0            | 0     | 1                               | 0                   | 0                          | 0                     | 1             | 0                 | 1     |
| TERUEL                      | 0                     | 0                    | 0            | 0     | 0                               | 0                   | 0                          | 0                     | 0             | 0                 | 0     |
| ZARAGOZA                    | 0                     | 0                    | 0            | 0     | 0                               | 0                   | 0                          | 0                     | 0             | 0                 | 0     |
| ASTURIAS                    | 0                     | 5                    | 0            | 0     | 5                               | 0                   | 4                          | 0                     | 1             | 0                 | 5     |
| ILLES BALEARS               | 0                     | 1                    | 0            | 0     | 1                               | 0                   | 1                          | 0                     | 0             | 0                 | 1     |
| CANARIAS                    | 0                     | 0                    | 0            | 0     | 0                               | 0                   | 0                          | 0                     | 0             | 0                 | 0     |
| LAS PALMAS                  | 0                     | 0                    | 0            | 0     | 0                               | 0                   | 0                          | 0                     | 0             | 0                 | 0     |
| S.C. TENERIFE               | 0                     | 0                    | 0            | 0     | 0                               | 0                   | 0                          | 0                     | 0             | 0                 | 0     |
| CANTABRIA                   | 0                     | 3                    | 0            | 0     | 3                               | 0                   | 3                          | 0                     | 0             | 0                 | 3     |
| CASTILLA Y LEÓN             | 0                     | 14                   | 0            | 0     | 14                              | 3                   | 4                          | 0                     | 7             | 0                 | 14    |
| ÁVILA                       | 0                     | 1                    | 0            | 0     | 1                               | 1                   | 0                          | 0                     | 0             | 0                 | 1     |
| BURGOS                      | 0                     | 1                    | 0            | 0     | 1                               | 0                   | 0                          | 0                     | 1             | 0                 | 1     |
| LEÓN                        | 0                     | 5                    | 0            | 0     | 5                               | 0                   | 2                          | 0                     | 3             | 0                 | 5     |
| PALENCIA                    | 0                     | 0                    | 0            | 0     | 0                               | 0                   | 0                          | 0                     | 0             | 0                 | 0     |
| SALAMANCA                   | 0                     | 3                    | 0            | 0     | 3                               | 0                   | 2                          | 0                     | 1             | 0                 | 3     |
| SEGOVIA                     | 0                     | 1                    | 0            | 0     | 1                               | 0                   | 0                          | 0                     | 1             | 0                 | 1     |
| SORIA                       | 0                     | 1                    | 0            | 0     | 1                               | 0                   | 0                          | 0                     | 1             | 0                 | 1     |
| VALLADOLID                  | 0                     | 1                    | 0            | 0     | 1                               | 1                   | 0                          | 0                     | 0             | 0                 | 1     |
| ZAMORA                      | 0                     | 1                    | 0            | 0     | 1                               | 1                   | 0                          | 0                     | 0             | 0                 | 1     |
| CASTILLA-LA MANCHA          | 0                     | 20                   | 0            | 0     | 20                              | 1                   | 18                         | 0                     | 1             | 0                 | 20    |
| ALBACETE                    | 0                     | 4                    | 0            | 0     | 4                               | 0                   | 3                          | 0                     | 1             | 0                 | 4     |
| CIUDAD REAL                 | 0                     | 14                   | 0            | 0     | 14                              | 0                   | 14                         | 0                     | 0             | 0                 | 14    |
| CUENCA                      | 0                     | 2                    | 0            | 0     | 2                               | 1                   | 1                          | 0                     | 0             | 0                 | 2     |
| GUADALAJARA                 | 0                     | 0                    | 0            | 0     | 0                               | 0                   | 0                          | 0                     | 0             | 0                 | 0     |
| TOLEDO                      | 0                     | 0                    | 0            | 0     | 0                               | 0                   | 0                          | 0                     | 0             | 0                 | 0     |

(Continúa al dorso)

| CC.AA.<br>Y/O<br>PROVINCIAS | REVISIONES EFECTUADAS |                      |              |           | CAUSAS DE EXTINCIÓN DEL DERECHO |                     |                            |                       |               |                   |            |
|-----------------------------|-----------------------|----------------------|--------------|-----------|---------------------------------|---------------------|----------------------------|-----------------------|---------------|-------------------|------------|
|                             | Modifica.<br>Cuantía  | Extinción<br>Derecho | Suspensión   |           | TOTAL                           | Recursos<br>Propios | Prestación<br>Incompatible | Pérdida<br>Residencia | Fallecimiento | Grado y<br>Baremo | TOTAL      |
|                             |                       |                      | Act. Laboral | Otras     |                                 |                     |                            |                       |               |                   |            |
| CATALUNYA                   | 0                     | 0                    | 0            | 0         | 0                               | 0                   | 0                          | 0                     | 0             | 0                 | 0          |
| BARCELONA                   | 0                     | 0                    | 0            | 0         | 0                               | 0                   | 0                          | 0                     | 0             | 0                 | 0          |
| GIRONA                      | 0                     | 0                    | 0            | 0         | 0                               | 0                   | 0                          | 0                     | 0             | 0                 | 0          |
| LLEIDA                      | 0                     | 0                    | 0            | 0         | 0                               | 0                   | 0                          | 0                     | 0             | 0                 | 0          |
| TARRAGONA                   | 0                     | 0                    | 0            | 0         | 0                               | 0                   | 0                          | 0                     | 0             | 0                 | 0          |
| COMUNIDAD VALENCIANA        | 0                     | 21                   | 1            | 0         | 22                              | 1                   | 10                         | 0                     | 10            | 0                 | 21         |
| ALICANTE                    | 0                     | 15                   | 1            | 0         | 16                              | 0                   | 9                          | 0                     | 6             | 0                 | 15         |
| CASTELLÓN                   | 0                     | 0                    | 0            | 0         | 0                               | 0                   | 0                          | 0                     | 0             | 0                 | 0          |
| VALENCIA                    | 0                     | 6                    | 0            | 0         | 6                               | 1                   | 1                          | 0                     | 4             | 0                 | 6          |
| EXTREMADURA                 | 0                     | 15                   | 0            | 0         | 15                              | 0                   | 12                         | 0                     | 3             | 0                 | 15         |
| BADAJOS                     | 0                     | 3                    | 0            | 0         | 3                               | 0                   | 2                          | 0                     | 1             | 0                 | 3          |
| CÁCERES                     | 0                     | 12                   | 0            | 0         | 12                              | 0                   | 10                         | 0                     | 2             | 0                 | 12         |
| GALICIA                     | 0                     | 5                    | 0            | 0         | 5                               | 0                   | 3                          | 0                     | 2             | 0                 | 5          |
| A CORUÑA                    | 0                     | 0                    | 0            | 0         | 0                               | 0                   | 0                          | 0                     | 0             | 0                 | 0          |
| LUGO                        | 0                     | 2                    | 0            | 0         | 2                               | 0                   | 1                          | 0                     | 1             | 0                 | 2          |
| OURENSE                     | 0                     | 2                    | 0            | 0         | 2                               | 0                   | 1                          | 0                     | 1             | 0                 | 2          |
| PONTEVEDRA                  | 0                     | 1                    | 0            | 0         | 1                               | 0                   | 1                          | 0                     | 0             | 0                 | 1          |
| MADRID                      | 0                     | 6                    | 0            | 0         | 6                               | 0                   | 2                          | 0                     | 4             | 0                 | 6          |
| MURCIA                      | 2                     | 21                   | 0            | 0         | 23                              | 0                   | 16                         | 0                     | 5             | 0                 | 21         |
| NAVARRA                     | 0                     | 0                    | 0            | 0         | 0                               | 0                   | 0                          | 0                     | 0             | 0                 | 0          |
| PAÍS VASCO                  | 0                     | 1                    | 0            | 0         | 1                               | 0                   | 0                          | 0                     | 1             | 0                 | 1          |
| ARABA/ÁLAVA                 | 0                     | 0                    | 0            | 0         | 0                               | 0                   | 0                          | 0                     | 0             | 0                 | 0          |
| GIPUZKOA                    | 0                     | 0                    | 0            | 0         | 0                               | 0                   | 0                          | 0                     | 0             | 0                 | 0          |
| BIZKAIA                     | 0                     | 1                    | 0            | 0         | 1                               | 0                   | 0                          | 0                     | 1             | 0                 | 1          |
| LA RIOJA                    | 0                     | 3                    | 0            | 0         | 3                               | 1                   | 1                          | 0                     | 1             | 0                 | 3          |
| CEUTA                       | 0                     | 0                    | 0            | 0         | 0                               | 0                   | 0                          | 0                     | 0             | 0                 | 0          |
| MELILLA                     | 0                     | 1                    | 0            | 0         | 1                               | 0                   | 0                          | 0                     | 1             | 0                 | 1          |
| <b>TOTAL ESTADO</b>         | <b>3</b>              | <b>175</b>           | <b>1</b>     | <b>18</b> | <b>197</b>                      | <b>36</b>           | <b>85</b>                  | <b>0</b>              | <b>54</b>     | <b>0</b>          | <b>175</b> |

**PRESTACIONES DEL REAL DECRETO 383/1984, DE 1 DE FEBRERO (LISMI)  
REVISIONES DE OFICIO E INSTANCIA DE PARTE EFECTUADAS EN SATP  
DATOS DE GESTIÓN CORRESPONDIENTES AL MES DE JUNIO DE 2013**

| CC.AA.<br>Y/O<br>PROVINCIAS | REVISIONES EFECTUADAS |            |       | CAUSAS DE EXTINCIÓN DEL DERECHO |                            |                   |                       |               |                   |              |       |
|-----------------------------|-----------------------|------------|-------|---------------------------------|----------------------------|-------------------|-----------------------|---------------|-------------------|--------------|-------|
|                             | Extinción<br>Derecho  | Suspensión | TOTAL | Recursos<br>Propios             | Prestación<br>Incompatible | Ingreso<br>Centro | Pérdida<br>Residencia | Fallecimiento | Grado y<br>Baremo | Alta<br>S.S. | TOTAL |
|                             | ANDALUCÍA             | 2          | 3     | 5                               | 0                          | 1                 | 0                     | 0             | 1                 | 0            | 0     |
| ALMERÍA                     | 0                     | 0          | 0     | 0                               | 0                          | 0                 | 0                     | 0             | 0                 | 0            | 0     |
| CÁDIZ                       | 0                     | 0          | 0     | 0                               | 0                          | 0                 | 0                     | 0             | 0                 | 0            | 0     |
| CÓRDOBA                     | 1                     | 0          | 1     | 0                               | 1                          | 0                 | 0                     | 0             | 0                 | 0            | 1     |
| GRANADA                     | 0                     | 0          | 0     | 0                               | 0                          | 0                 | 0                     | 0             | 0                 | 0            | 0     |
| HUELVA                      | 0                     | 0          | 0     | 0                               | 0                          | 0                 | 0                     | 0             | 0                 | 0            | 0     |
| JAÉN                        | 0                     | 0          | 0     | 0                               | 0                          | 0                 | 0                     | 0             | 0                 | 0            | 0     |
| MÁLAGA                      | 0                     | 3          | 3     | 0                               | 0                          | 0                 | 0                     | 0             | 0                 | 0            | 0     |
| SEVILLA                     | 1                     | 0          | 1     | 0                               | 0                          | 0                 | 0                     | 1             | 0                 | 0            | 1     |
| ARAGÓN                      | 0                     | 0          | 0     | 0                               | 0                          | 0                 | 0                     | 0             | 0                 | 0            | 0     |
| HUESCA                      | 0                     | 0          | 0     | 0                               | 0                          | 0                 | 0                     | 0             | 0                 | 0            | 0     |
| TERUEL                      | 0                     | 0          | 0     | 0                               | 0                          | 0                 | 0                     | 0             | 0                 | 0            | 0     |
| ZARAGOZA                    | 0                     | 0          | 0     | 0                               | 0                          | 0                 | 0                     | 0             | 0                 | 0            | 0     |
| ASTURIAS                    | 0                     | 0          | 0     | 0                               | 0                          | 0                 | 0                     | 0             | 0                 | 0            | 0     |
| ILLES BALEARS               | 0                     | 0          | 0     | 0                               | 0                          | 0                 | 0                     | 0             | 0                 | 0            | 0     |
| CANARIAS                    | 0                     | 0          | 0     | 0                               | 0                          | 0                 | 0                     | 0             | 0                 | 0            | 0     |
| LAS PALMAS                  | 0                     | 0          | 0     | 0                               | 0                          | 0                 | 0                     | 0             | 0                 | 0            | 0     |
| S.C. TENERIFE               | 0                     | 0          | 0     | 0                               | 0                          | 0                 | 0                     | 0             | 0                 | 0            | 0     |
| CANTABRIA                   | 1                     | 0          | 1     | 0                               | 1                          | 0                 | 0                     | 0             | 0                 | 0            | 1     |
| CASTILLA Y LEÓN             | 3                     | 0          | 3     | 0                               | 2                          | 0                 | 0                     | 1             | 0                 | 0            | 3     |
| ÁVILA                       | 0                     | 0          | 0     | 0                               | 0                          | 0                 | 0                     | 0             | 0                 | 0            | 0     |
| BURGOS                      | 0                     | 0          | 0     | 0                               | 0                          | 0                 | 0                     | 0             | 0                 | 0            | 0     |
| LEÓN                        | 1                     | 0          | 1     | 0                               | 1                          | 0                 | 0                     | 0             | 0                 | 0            | 1     |
| PALENCIA                    | 0                     | 0          | 0     | 0                               | 0                          | 0                 | 0                     | 0             | 0                 | 0            | 0     |
| SALAMANCA                   | 1                     | 0          | 1     | 0                               | 1                          | 0                 | 0                     | 0             | 0                 | 0            | 1     |
| SEGOVIA                     | 1                     | 0          | 1     | 0                               | 0                          | 0                 | 0                     | 1             | 0                 | 0            | 1     |
| SORIA                       | 0                     | 0          | 0     | 0                               | 0                          | 0                 | 0                     | 0             | 0                 | 0            | 0     |
| VALLADOLID                  | 0                     | 0          | 0     | 0                               | 0                          | 0                 | 0                     | 0             | 0                 | 0            | 0     |
| ZAMORA                      | 0                     | 0          | 0     | 0                               | 0                          | 0                 | 0                     | 0             | 0                 | 0            | 0     |
| CASTILLA-LA MANCHA          | 4                     | 0          | 4     | 0                               | 4                          | 0                 | 0                     | 0             | 0                 | 0            | 4     |
| ALBACETE                    | 0                     | 0          | 0     | 0                               | 0                          | 0                 | 0                     | 0             | 0                 | 0            | 0     |
| CIUDAD REAL                 | 4                     | 0          | 4     | 0                               | 4                          | 0                 | 0                     | 0             | 0                 | 0            | 4     |
| CUENCA                      | 0                     | 0          | 0     | 0                               | 0                          | 0                 | 0                     | 0             | 0                 | 0            | 0     |
| GUADALAJARA                 | 0                     | 0          | 0     | 0                               | 0                          | 0                 | 0                     | 0             | 0                 | 0            | 0     |
| TOLEDO                      | 0                     | 0          | 0     | 0                               | 0                          | 0                 | 0                     | 0             | 0                 | 0            | 0     |

(Continúa al dorso)

| CC.AA.<br>Y/O<br>PROVINCIAS | REVISIONES EFECTUADAS |            |           | CAUSAS DE EXTINCIÓN DEL DERECHO |                            |                   |                       |               |                   |              |           |
|-----------------------------|-----------------------|------------|-----------|---------------------------------|----------------------------|-------------------|-----------------------|---------------|-------------------|--------------|-----------|
|                             | Extinción<br>Derecho  | Suspensión | TOTAL     | Recursos<br>Propios             | Prestación<br>Incompatible | Ingreso<br>Centro | Pérdida<br>Residencia | Fallecimiento | Grado y<br>Baremo | Alta<br>S.S. | TOTAL     |
| CATALUNYA                   | 0                     | 0          | 0         | 0                               | 0                          | 0                 | 0                     | 0             | 0                 | 0            | 0         |
| BARCELONA                   | 0                     | 0          | 0         | 0                               | 0                          | 0                 | 0                     | 0             | 0                 | 0            | 0         |
| GIRONA                      | 0                     | 0          | 0         | 0                               | 0                          | 0                 | 0                     | 0             | 0                 | 0            | 0         |
| LLEIDA                      | 0                     | 0          | 0         | 0                               | 0                          | 0                 | 0                     | 0             | 0                 | 0            | 0         |
| TARRAGONA                   | 0                     | 0          | 0         | 0                               | 0                          | 0                 | 0                     | 0             | 0                 | 0            | 0         |
| COMUNIDAD VALENCIANA        | 2                     | 0          | 2         | 0                               | 0                          | 0                 | 0                     | 2             | 0                 | 0            | 2         |
| ALICANTE                    | 0                     | 0          | 0         | 0                               | 0                          | 0                 | 0                     | 0             | 0                 | 0            | 0         |
| CASTELLÓN                   | 0                     | 0          | 0         | 0                               | 0                          | 0                 | 0                     | 0             | 0                 | 0            | 0         |
| VALENCIA                    | 2                     | 0          | 2         | 0                               | 0                          | 0                 | 0                     | 2             | 0                 | 0            | 2         |
| EXTREMADURA                 | 0                     | 0          | 0         | 0                               | 0                          | 0                 | 0                     | 0             | 0                 | 0            | 0         |
| BADAJOS                     | 0                     | 0          | 0         | 0                               | 0                          | 0                 | 0                     | 0             | 0                 | 0            | 0         |
| CÁCERES                     | 0                     | 0          | 0         | 0                               | 0                          | 0                 | 0                     | 0             | 0                 | 0            | 0         |
| GALICIA                     | 0                     | 0          | 0         | 0                               | 0                          | 0                 | 0                     | 0             | 0                 | 0            | 0         |
| A CORUÑA                    | 0                     | 0          | 0         | 0                               | 0                          | 0                 | 0                     | 0             | 0                 | 0            | 0         |
| LUGO                        | 0                     | 0          | 0         | 0                               | 0                          | 0                 | 0                     | 0             | 0                 | 0            | 0         |
| OURENSE                     | 0                     | 0          | 0         | 0                               | 0                          | 0                 | 0                     | 0             | 0                 | 0            | 0         |
| PONTEVEDRA                  | 0                     | 0          | 0         | 0                               | 0                          | 0                 | 0                     | 0             | 0                 | 0            | 0         |
| MADRID                      | 1                     | 0          | 1         | 0                               | 0                          | 0                 | 0                     | 1             | 0                 | 0            | 1         |
| MURCIA                      | 3                     | 0          | 3         | 0                               | 2                          | 0                 | 0                     | 1             | 0                 | 0            | 3         |
| NAVARRA                     | 0                     | 0          | 0         | 0                               | 0                          | 0                 | 0                     | 0             | 0                 | 0            | 0         |
| PAÍS VASCO                  | 0                     | 0          | 0         | 0                               | 0                          | 0                 | 0                     | 0             | 0                 | 0            | 0         |
| ARABA/ÁLAVA                 | 0                     | 0          | 0         | 0                               | 0                          | 0                 | 0                     | 0             | 0                 | 0            | 0         |
| GIPUZKOA                    | 0                     | 0          | 0         | 0                               | 0                          | 0                 | 0                     | 0             | 0                 | 0            | 0         |
| BIZKAIA                     | 0                     | 0          | 0         | 0                               | 0                          | 0                 | 0                     | 0             | 0                 | 0            | 0         |
| LA RIOJA                    | 0                     | 0          | 0         | 0                               | 0                          | 0                 | 0                     | 0             | 0                 | 0            | 0         |
| CEUTA                       | 0                     | 0          | 0         | 0                               | 0                          | 0                 | 0                     | 0             | 0                 | 0            | 0         |
| MELILLA                     | 0                     | 0          | 0         | 0                               | 0                          | 0                 | 0                     | 0             | 0                 | 0            | 0         |
| <b>TOTAL ESTADO</b>         | <b>16</b>             | <b>3</b>   | <b>19</b> | <b>0</b>                        | <b>10</b>                  | <b>0</b>          | <b>0</b>              | <b>6</b>      | <b>0</b>          | <b>0</b>     | <b>16</b> |

**PRESTACIONES DEL REAL DECRETO 383/1984, DE 1 DE FEBRERO (LISMI)  
REVISIONES DE OFICIO E INSTANCIA DE PARTE EFECTUADAS EN SMTGT  
DATOS DE GESTIÓN CORRESPONDIENTES AL MES DE JUNIO DE 2013**

| CC.AA.<br>Y/O<br>PROVINCIAS | REVISIONES EFECTUADAS |            |       | CAUSAS DE EXTINCIÓN DEL DERECHO |                        |                            |                   |                       |               |                   |              |       |
|-----------------------------|-----------------------|------------|-------|---------------------------------|------------------------|----------------------------|-------------------|-----------------------|---------------|-------------------|--------------|-------|
|                             | Extinción<br>Derecho  | Suspensión | TOTAL | Recursos<br>Propios             | Recursos<br>Familiares | Prestación<br>Incompatible | Ingreso<br>Centro | Pérdida<br>Residencia | Fallecimiento | Grado y<br>Baremo | Alta<br>S.S. | TOTAL |
|                             | ANDALUCÍA             | 8          | 1     | 9                               | 2                      | 4                          | 0                 | 0                     | 0             | 2                 | 0            | 0     |
| ALMERÍA                     | 1                     | 0          | 1     | 0                               | 0                      | 0                          | 0                 | 0                     | 1             | 0                 | 0            | 1     |
| CÁDIZ                       | 5                     | 0          | 5     | 0                               | 4                      | 0                          | 0                 | 0                     | 1             | 0                 | 0            | 5     |
| CÓRDOBA                     | 0                     | 0          | 0     | 0                               | 0                      | 0                          | 0                 | 0                     | 0             | 0                 | 0            | 0     |
| GRANADA                     | 0                     | 0          | 0     | 0                               | 0                      | 0                          | 0                 | 0                     | 0             | 0                 | 0            | 0     |
| HUELVA                      | 0                     | 0          | 0     | 0                               | 0                      | 0                          | 0                 | 0                     | 0             | 0                 | 0            | 0     |
| JAÉN                        | 1                     | 0          | 1     | 1                               | 0                      | 0                          | 0                 | 0                     | 0             | 0                 | 0            | 1     |
| MÁLAGA                      | 1                     | 1          | 2     | 1                               | 0                      | 0                          | 0                 | 0                     | 0             | 0                 | 0            | 1     |
| SEVILLA                     | 0                     | 0          | 0     | 0                               | 0                      | 0                          | 0                 | 0                     | 0             | 0                 | 0            | 0     |
| ARAGÓN                      | 0                     | 0          | 0     | 0                               | 0                      | 0                          | 0                 | 0                     | 0             | 0                 | 0            | 0     |
| HUESCA                      | 0                     | 0          | 0     | 0                               | 0                      | 0                          | 0                 | 0                     | 0             | 0                 | 0            | 0     |
| TERUEL                      | 0                     | 0          | 0     | 0                               | 0                      | 0                          | 0                 | 0                     | 0             | 0                 | 0            | 0     |
| ZARAGOZA                    | 0                     | 0          | 0     | 0                               | 0                      | 0                          | 0                 | 0                     | 0             | 0                 | 0            | 0     |
| ASTURIAS                    | 2                     | 0          | 2     | 0                               | 2                      | 0                          | 0                 | 0                     | 0             | 0                 | 0            | 2     |
| ILLES BALEARS               | 0                     | 0          | 0     | 0                               | 0                      | 0                          | 0                 | 0                     | 0             | 0                 | 0            | 0     |
| CANARIAS                    | 0                     | 0          | 0     | 0                               | 0                      | 0                          | 0                 | 0                     | 0             | 0                 | 0            | 0     |
| LAS PALMAS                  | 0                     | 0          | 0     | 0                               | 0                      | 0                          | 0                 | 0                     | 0             | 0                 | 0            | 0     |
| S.C. TENERIFE               | 0                     | 0          | 0     | 0                               | 0                      | 0                          | 0                 | 0                     | 0             | 0                 | 0            | 0     |
| CANTABRIA                   | 0                     | 0          | 0     | 0                               | 0                      | 0                          | 0                 | 0                     | 0             | 0                 | 0            | 0     |
| CASTILLA Y LEÓN             | 1                     | 0          | 1     | 1                               | 0                      | 0                          | 0                 | 0                     | 0             | 0                 | 0            | 1     |
| ÁVILA                       | 0                     | 0          | 0     | 0                               | 0                      | 0                          | 0                 | 0                     | 0             | 0                 | 0            | 0     |
| BURGOS                      | 0                     | 0          | 0     | 0                               | 0                      | 0                          | 0                 | 0                     | 0             | 0                 | 0            | 0     |
| LEÓN                        | 0                     | 0          | 0     | 0                               | 0                      | 0                          | 0                 | 0                     | 0             | 0                 | 0            | 0     |
| PALENCIA                    | 1                     | 0          | 1     | 1                               | 0                      | 0                          | 0                 | 0                     | 0             | 0                 | 0            | 1     |
| SALAMANCA                   | 0                     | 0          | 0     | 0                               | 0                      | 0                          | 0                 | 0                     | 0             | 0                 | 0            | 0     |
| SEGOVIA                     | 0                     | 0          | 0     | 0                               | 0                      | 0                          | 0                 | 0                     | 0             | 0                 | 0            | 0     |
| SORIA                       | 0                     | 0          | 0     | 0                               | 0                      | 0                          | 0                 | 0                     | 0             | 0                 | 0            | 0     |
| VALLADOLID                  | 0                     | 0          | 0     | 0                               | 0                      | 0                          | 0                 | 0                     | 0             | 0                 | 0            | 0     |
| ZAMORA                      | 0                     | 0          | 0     | 0                               | 0                      | 0                          | 0                 | 0                     | 0             | 0                 | 0            | 0     |
| CASTILLA-LA MANCHA          | 0                     | 0          | 0     | 0                               | 0                      | 0                          | 0                 | 0                     | 0             | 0                 | 0            | 0     |
| ALBACETE                    | 0                     | 0          | 0     | 0                               | 0                      | 0                          | 0                 | 0                     | 0             | 0                 | 0            | 0     |
| CIUDAD REAL                 | 0                     | 0          | 0     | 0                               | 0                      | 0                          | 0                 | 0                     | 0             | 0                 | 0            | 0     |
| CUENCA                      | 0                     | 0          | 0     | 0                               | 0                      | 0                          | 0                 | 0                     | 0             | 0                 | 0            | 0     |
| GUADALAJARA                 | 0                     | 0          | 0     | 0                               | 0                      | 0                          | 0                 | 0                     | 0             | 0                 | 0            | 0     |
| TOLEDO                      | 0                     | 0          | 0     | 0                               | 0                      | 0                          | 0                 | 0                     | 0             | 0                 | 0            | 0     |

(Continúa al dorso)

| CC.AA.<br>Y/O<br>PROVINCIAS | REVISIONES EFECTUADAS |            |           | CAUSAS DE EXTINCIÓN DEL DERECHO |                        |                            |                   |                       |               |                   |              |           |
|-----------------------------|-----------------------|------------|-----------|---------------------------------|------------------------|----------------------------|-------------------|-----------------------|---------------|-------------------|--------------|-----------|
|                             | Extinción<br>Derecho  | Suspensión | TOTAL     | Recursos<br>Propios             | Recursos<br>Familiares | Prestación<br>Incompatible | Ingreso<br>Centro | Pérdida<br>Residencia | Fallecimiento | Grado y<br>Baremo | Alta<br>S.S. | TOTAL     |
| CATALUNYA                   | 0                     | 0          | 0         | 0                               | 0                      | 0                          | 0                 | 0                     | 0             | 0                 | 0            | 0         |
| BARCELONA                   | 0                     | 0          | 0         | 0                               | 0                      | 0                          | 0                 | 0                     | 0             | 0                 | 0            | 0         |
| GIRONA                      | 0                     | 0          | 0         | 0                               | 0                      | 0                          | 0                 | 0                     | 0             | 0                 | 0            | 0         |
| LLEIDA                      | 0                     | 0          | 0         | 0                               | 0                      | 0                          | 0                 | 0                     | 0             | 0                 | 0            | 0         |
| TARRAGONA                   | 0                     | 0          | 0         | 0                               | 0                      | 0                          | 0                 | 0                     | 0             | 0                 | 0            | 0         |
| COMUNIDAD VALENCIANA        | 0                     | 0          | 0         | 0                               | 0                      | 0                          | 0                 | 0                     | 0             | 0                 | 0            | 0         |
| ALICANTE                    | 0                     | 0          | 0         | 0                               | 0                      | 0                          | 0                 | 0                     | 0             | 0                 | 0            | 0         |
| CASTELLÓN                   | 0                     | 0          | 0         | 0                               | 0                      | 0                          | 0                 | 0                     | 0             | 0                 | 0            | 0         |
| VALENCIA                    | 0                     | 0          | 0         | 0                               | 0                      | 0                          | 0                 | 0                     | 0             | 0                 | 0            | 0         |
| EXTREMADURA                 | 0                     | 0          | 0         | 0                               | 0                      | 0                          | 0                 | 0                     | 0             | 0                 | 0            | 0         |
| BADAJOS                     | 0                     | 0          | 0         | 0                               | 0                      | 0                          | 0                 | 0                     | 0             | 0                 | 0            | 0         |
| CÁCERES                     | 0                     | 0          | 0         | 0                               | 0                      | 0                          | 0                 | 0                     | 0             | 0                 | 0            | 0         |
| GALICIA                     | 1                     | 0          | 1         | 1                               | 0                      | 0                          | 0                 | 0                     | 0             | 0                 | 0            | 1         |
| A CORUÑA                    | 0                     | 0          | 0         | 0                               | 0                      | 0                          | 0                 | 0                     | 0             | 0                 | 0            | 0         |
| LUGO                        | 1                     | 0          | 1         | 1                               | 0                      | 0                          | 0                 | 0                     | 0             | 0                 | 0            | 1         |
| OURENSE                     | 0                     | 0          | 0         | 0                               | 0                      | 0                          | 0                 | 0                     | 0             | 0                 | 0            | 0         |
| PONTEVEDRA                  | 0                     | 0          | 0         | 0                               | 0                      | 0                          | 0                 | 0                     | 0             | 0                 | 0            | 0         |
| MADRID                      | 2                     | 0          | 2         | 1                               | 0                      | 0                          | 0                 | 0                     | 1             | 0                 | 0            | 2         |
| MURCIA                      | 1                     | 0          | 1         | 0                               | 0                      | 0                          | 0                 | 0                     | 1             | 0                 | 0            | 1         |
| NAVARRA                     | 0                     | 0          | 0         | 0                               | 0                      | 0                          | 0                 | 0                     | 0             | 0                 | 0            | 0         |
| PAÍS VASCO                  | 0                     | 0          | 0         | 0                               | 0                      | 0                          | 0                 | 0                     | 0             | 0                 | 0            | 0         |
| ARABA/ÁLAVA                 | 0                     | 0          | 0         | 0                               | 0                      | 0                          | 0                 | 0                     | 0             | 0                 | 0            | 0         |
| GIPUZKOA                    | 0                     | 0          | 0         | 0                               | 0                      | 0                          | 0                 | 0                     | 0             | 0                 | 0            | 0         |
| BIZKAIA                     | 0                     | 0          | 0         | 0                               | 0                      | 0                          | 0                 | 0                     | 0             | 0                 | 0            | 0         |
| LA RIOJA                    | 0                     | 0          | 0         | 0                               | 0                      | 0                          | 0                 | 0                     | 0             | 0                 | 0            | 0         |
| CEUTA                       | 0                     | 0          | 0         | 0                               | 0                      | 0                          | 0                 | 0                     | 0             | 0                 | 0            | 0         |
| MELILLA                     | 1                     | 3          | 4         | 0                               | 1                      | 0                          | 0                 | 0                     | 0             | 0                 | 0            | 1         |
| <b>TOTAL ESTADO</b>         | <b>16</b>             | <b>4</b>   | <b>20</b> | <b>5</b>                        | <b>7</b>               | <b>0</b>                   | <b>0</b>          | <b>0</b>              | <b>4</b>      | <b>0</b>          | <b>0</b>     | <b>16</b> |

**PRESTACIONES DEL REAL DECRETO 383/1984, DE 1 DE FEBRERO (LISMI)  
REVISIONES DE OFICIO E INSTANCIA DE PARTE EFECTUADAS EN ASPF  
DATOS DE GESTIÓN CORRESPONDIENTES AL MES DE JUNIO DE 2013**

| CC.AA.<br>Y/O<br>PROVINCIAS | REVISIONES EFECTUADAS |            |       | CAUSAS DE EXTINCIÓN DEL DERECHO |                       |               |                   |              |       |
|-----------------------------|-----------------------|------------|-------|---------------------------------|-----------------------|---------------|-------------------|--------------|-------|
|                             | Extinción<br>Derecho  | Suspensión | TOTAL | Prestación<br>Incompatible      | Pérdida<br>Residencia | Fallecimiento | Grado y<br>Baremo | Alta<br>S.S. | TOTAL |
| ANDALUCÍA                   | 12                    | 3          | 15    | 3                               | 0                     | 6             | 0                 | 3            | 12    |
| ALMERÍA                     | 0                     | 0          | 0     | 0                               | 0                     | 0             | 0                 | 0            | 0     |
| CÁDIZ                       | 1                     | 0          | 1     | 0                               | 0                     | 0             | 0                 | 1            | 1     |
| CÓRDOBA                     | 0                     | 0          | 0     | 0                               | 0                     | 0             | 0                 | 0            | 0     |
| GRANADA                     | 1                     | 0          | 1     | 1                               | 0                     | 0             | 0                 | 0            | 1     |
| HUELVA                      | 3                     | 0          | 3     | 0                               | 0                     | 1             | 0                 | 2            | 3     |
| JAÉN                        | 0                     | 0          | 0     | 0                               | 0                     | 0             | 0                 | 0            | 0     |
| MÁLAGA                      | 7                     | 3          | 10    | 2                               | 0                     | 5             | 0                 | 0            | 7     |
| SEVILLA                     | 0                     | 0          | 0     | 0                               | 0                     | 0             | 0                 | 0            | 0     |
| ARAGÓN                      | 0                     | 0          | 0     | 0                               | 0                     | 0             | 0                 | 0            | 0     |
| HUESCA                      | 0                     | 0          | 0     | 0                               | 0                     | 0             | 0                 | 0            | 0     |
| TERUEL                      | 0                     | 0          | 0     | 0                               | 0                     | 0             | 0                 | 0            | 0     |
| ZARAGOZA                    | 0                     | 0          | 0     | 0                               | 0                     | 0             | 0                 | 0            | 0     |
| ASTURIAS                    | 0                     | 0          | 0     | 0                               | 0                     | 0             | 0                 | 0            | 0     |
| ILLES BALEARS               | 0                     | 0          | 0     | 0                               | 0                     | 0             | 0                 | 0            | 0     |
| CANARIAS                    | 0                     | 0          | 0     | 0                               | 0                     | 0             | 0                 | 0            | 0     |
| LAS PALMAS                  | 0                     | 0          | 0     | 0                               | 0                     | 0             | 0                 | 0            | 0     |
| S.C. TENERIFE               | 0                     | 0          | 0     | 0                               | 0                     | 0             | 0                 | 0            | 0     |
| CANTABRIA                   | 0                     | 0          | 0     | 0                               | 0                     | 0             | 0                 | 0            | 0     |
| CASTILLA Y LEÓN             | 4                     | 0          | 4     | 4                               | 0                     | 0             | 0                 | 0            | 4     |
| ÁVILA                       | 0                     | 0          | 0     | 0                               | 0                     | 0             | 0                 | 0            | 0     |
| BURGOS                      | 3                     | 0          | 3     | 3                               | 0                     | 0             | 0                 | 0            | 3     |
| LEÓN                        | 1                     | 0          | 1     | 1                               | 0                     | 0             | 0                 | 0            | 1     |
| PALENCIA                    | 0                     | 0          | 0     | 0                               | 0                     | 0             | 0                 | 0            | 0     |
| SALAMANCA                   | 0                     | 0          | 0     | 0                               | 0                     | 0             | 0                 | 0            | 0     |
| SEGOVIA                     | 0                     | 0          | 0     | 0                               | 0                     | 0             | 0                 | 0            | 0     |
| SORIA                       | 0                     | 0          | 0     | 0                               | 0                     | 0             | 0                 | 0            | 0     |
| VALLADOLID                  | 0                     | 0          | 0     | 0                               | 0                     | 0             | 0                 | 0            | 0     |
| ZAMORA                      | 0                     | 0          | 0     | 0                               | 0                     | 0             | 0                 | 0            | 0     |
| CASTILLA-LA MANCHA          | 0                     | 0          | 0     | 0                               | 0                     | 0             | 0                 | 0            | 0     |
| ALBACETE                    | 0                     | 0          | 0     | 0                               | 0                     | 0             | 0                 | 0            | 0     |
| CIUDAD REAL                 | 0                     | 0          | 0     | 0                               | 0                     | 0             | 0                 | 0            | 0     |
| CUENCA                      | 0                     | 0          | 0     | 0                               | 0                     | 0             | 0                 | 0            | 0     |
| GUADALAJARA                 | 0                     | 0          | 0     | 0                               | 0                     | 0             | 0                 | 0            | 0     |
| TOLEDO                      | 0                     | 0          | 0     | 0                               | 0                     | 0             | 0                 | 0            | 0     |

(Continúa al dorso)

| CC.AA.<br>Y/O<br>PROVINCIAS | REVISIONES EFECTUADAS |            |           | CAUSAS DE EXTINCIÓN DEL DERECHO |                       |               |                   |              |           |
|-----------------------------|-----------------------|------------|-----------|---------------------------------|-----------------------|---------------|-------------------|--------------|-----------|
|                             | Extinción<br>Derecho  | Suspensión | TOTAL     | Prestación<br>Incompatible      | Pérdida<br>Residencia | Fallecimiento | Grado y<br>Baremo | Alta<br>S.S. | TOTAL     |
| CATALUNYA                   | 0                     | 0          | 0         | 0                               | 0                     | 0             | 0                 | 0            | 0         |
| BARCELONA                   | 0                     | 0          | 0         | 0                               | 0                     | 0             | 0                 | 0            | 0         |
| GIRONA                      | 0                     | 0          | 0         | 0                               | 0                     | 0             | 0                 | 0            | 0         |
| LLEIDA                      | 0                     | 0          | 0         | 0                               | 0                     | 0             | 0                 | 0            | 0         |
| TARRAGONA                   | 0                     | 0          | 0         | 0                               | 0                     | 0             | 0                 | 0            | 0         |
| COMUNIDAD VALENCIANA        | 0                     | 0          | 0         | 0                               | 0                     | 0             | 0                 | 0            | 0         |
| ALICANTE                    | 0                     | 0          | 0         | 0                               | 0                     | 0             | 0                 | 0            | 0         |
| CASTELLÓN                   | 0                     | 0          | 0         | 0                               | 0                     | 0             | 0                 | 0            | 0         |
| VALENCIA                    | 0                     | 0          | 0         | 0                               | 0                     | 0             | 0                 | 0            | 0         |
| EXTREMADURA                 | 0                     | 0          | 0         | 0                               | 0                     | 0             | 0                 | 0            | 0         |
| BADAJOS                     | 0                     | 0          | 0         | 0                               | 0                     | 0             | 0                 | 0            | 0         |
| CÁCERES                     | 0                     | 0          | 0         | 0                               | 0                     | 0             | 0                 | 0            | 0         |
| GALICIA                     | 1                     | 0          | 1         | 1                               | 0                     | 0             | 0                 | 0            | 1         |
| A CORUÑA                    | 0                     | 0          | 0         | 0                               | 0                     | 0             | 0                 | 0            | 0         |
| LUGO                        | 1                     | 0          | 1         | 1                               | 0                     | 0             | 0                 | 0            | 1         |
| OURENSE                     | 0                     | 0          | 0         | 0                               | 0                     | 0             | 0                 | 0            | 0         |
| PONTEVEDRA                  | 0                     | 0          | 0         | 0                               | 0                     | 0             | 0                 | 0            | 0         |
| MADRID                      | 2                     | 0          | 2         | 0                               | 0                     | 2             | 0                 | 0            | 2         |
| MURCIA                      | 0                     | 0          | 0         | 0                               | 0                     | 0             | 0                 | 0            | 0         |
| NAVARRA                     | 0                     | 0          | 0         | 0                               | 0                     | 0             | 0                 | 0            | 0         |
| PAÍS VASCO                  | 2                     | 0          | 2         | 2                               | 0                     | 0             | 0                 | 0            | 2         |
| ARABA/ÁLAVA                 | 2                     | 0          | 2         | 2                               | 0                     | 0             | 0                 | 0            | 2         |
| GIPUZKOA                    | 0                     | 0          | 0         | 0                               | 0                     | 0             | 0                 | 0            | 0         |
| BIZKAIA                     | 0                     | 0          | 0         | 0                               | 0                     | 0             | 0                 | 0            | 0         |
| LA RIOJA                    | 0                     | 0          | 0         | 0                               | 0                     | 0             | 0                 | 0            | 0         |
| CEUTA                       | 0                     | 0          | 0         | 0                               | 0                     | 0             | 0                 | 0            | 0         |
| MELILLA                     | 0                     | 0          | 0         | 0                               | 0                     | 0             | 0                 | 0            | 0         |
| <b>TOTAL ESTADO</b>         | <b>21</b>             | <b>3</b>   | <b>24</b> | <b>10</b>                       | <b>0</b>              | <b>8</b>      | <b>0</b>          | <b>3</b>     | <b>21</b> |

**PRESTACIONES DEL REAL DECRETO 383/1984, DE 1 DE FEBRERO (LISMI)**  
**TOTAL REVISIONES DE OFICIO E INSTANCIA DE PARTE EFECTUADAS**  
**DATOS DE GESTIÓN CORRESPONDIENTES AL MES DE JUNIO DE 2013**

| CC.AA.<br>Y/O<br>PROVINCIAS | REVISIONES EFECTUADAS |                      |              |       | CAUSAS DE EXTINCIÓN DEL DERECHO |                     |                        |                            |                   |                       |               |                   |              |       |
|-----------------------------|-----------------------|----------------------|--------------|-------|---------------------------------|---------------------|------------------------|----------------------------|-------------------|-----------------------|---------------|-------------------|--------------|-------|
|                             | Modifica.<br>Cuantía  | Extinción<br>Derecho | Suspensión   |       | TOTAL                           | Recursos<br>Propios | Recursos<br>Familiares | Prestación<br>Incompatible | Ingreso<br>Centro | Pérdida<br>Residencia | Fallecimiento | Grado y<br>Baremo | Alta<br>S.S. | TOTAL |
|                             |                       |                      | Act. Laboral | Otras |                                 |                     |                        |                            |                   |                       |               |                   |              |       |
| ANDALUCÍA                   | 1                     | 80                   | 0            | 25    | 106                             | 32                  | 4                      | 15                         | 0                 | 0                     | 26            | 0                 | 3            | 80    |
| ALMERÍA                     | 0                     | 10                   | 0            | 0     | 10                              | 4                   | 0                      | 0                          | 0                 | 0                     | 6             | 0                 | 0            | 10    |
| CÁDIZ                       | 0                     | 8                    | 0            | 0     | 8                               | 0                   | 4                      | 1                          | 0                 | 0                     | 2             | 0                 | 1            | 8     |
| CÓRDOBA                     | 0                     | 8                    | 0            | 1     | 9                               | 2                   | 0                      | 4                          | 0                 | 0                     | 2             | 0                 | 0            | 8     |
| GRANADA                     | 0                     | 3                    | 0            | 0     | 3                               | 1                   | 0                      | 1                          | 0                 | 0                     | 1             | 0                 | 0            | 3     |
| HUELVA                      | 0                     | 5                    | 0            | 0     | 5                               | 1                   | 0                      | 0                          | 0                 | 0                     | 2             | 0                 | 2            | 5     |
| JAÉN                        | 0                     | 4                    | 0            | 0     | 4                               | 2                   | 0                      | 2                          | 0                 | 0                     | 0             | 0                 | 0            | 4     |
| MÁLAGA                      | 1                     | 36                   | 0            | 24    | 61                              | 21                  | 0                      | 5                          | 0                 | 0                     | 10            | 0                 | 0            | 36    |
| SEVILLA                     | 0                     | 6                    | 0            | 0     | 6                               | 1                   | 0                      | 2                          | 0                 | 0                     | 3             | 0                 | 0            | 6     |
| ARAGÓN                      | 0                     | 1                    | 0            | 0     | 1                               | 0                   | 0                      | 0                          | 0                 | 0                     | 1             | 0                 | 0            | 1     |
| HUESCA                      | 0                     | 1                    | 0            | 0     | 1                               | 0                   | 0                      | 0                          | 0                 | 0                     | 1             | 0                 | 0            | 1     |
| TERUEL                      | 0                     | 0                    | 0            | 0     | 0                               | 0                   | 0                      | 0                          | 0                 | 0                     | 0             | 0                 | 0            | 0     |
| ZARAGOZA                    | 0                     | 0                    | 0            | 0     | 0                               | 0                   | 0                      | 0                          | 0                 | 0                     | 0             | 0                 | 0            | 0     |
| ASTURIAS                    | 0                     | 7                    | 0            | 0     | 7                               | 0                   | 2                      | 4                          | 0                 | 0                     | 1             | 0                 | 0            | 7     |
| ILLES BALEARS               | 0                     | 1                    | 0            | 0     | 1                               | 0                   | 0                      | 1                          | 0                 | 0                     | 0             | 0                 | 0            | 1     |
| CANARIAS                    | 0                     | 0                    | 0            | 0     | 0                               | 0                   | 0                      | 0                          | 0                 | 0                     | 0             | 0                 | 0            | 0     |
| LAS PALMAS                  | 0                     | 0                    | 0            | 0     | 0                               | 0                   | 0                      | 0                          | 0                 | 0                     | 0             | 0                 | 0            | 0     |
| S.C. TENERIFE               | 0                     | 0                    | 0            | 0     | 0                               | 0                   | 0                      | 0                          | 0                 | 0                     | 0             | 0                 | 0            | 0     |
| CANTABRIA                   | 0                     | 4                    | 0            | 0     | 4                               | 0                   | 0                      | 4                          | 0                 | 0                     | 0             | 0                 | 0            | 4     |
| CASTILLA Y LEÓN             | 0                     | 22                   | 0            | 0     | 22                              | 4                   | 0                      | 10                         | 0                 | 0                     | 8             | 0                 | 0            | 22    |
| ÁVILA                       | 0                     | 1                    | 0            | 0     | 1                               | 1                   | 0                      | 0                          | 0                 | 0                     | 0             | 0                 | 0            | 1     |
| BURGOS                      | 0                     | 4                    | 0            | 0     | 4                               | 0                   | 0                      | 3                          | 0                 | 0                     | 1             | 0                 | 0            | 4     |
| LEÓN                        | 0                     | 7                    | 0            | 0     | 7                               | 0                   | 0                      | 4                          | 0                 | 0                     | 3             | 0                 | 0            | 7     |
| PALENCIA                    | 0                     | 1                    | 0            | 0     | 1                               | 1                   | 0                      | 0                          | 0                 | 0                     | 0             | 0                 | 0            | 1     |
| SALAMANCA                   | 0                     | 4                    | 0            | 0     | 4                               | 0                   | 0                      | 3                          | 0                 | 0                     | 1             | 0                 | 0            | 4     |
| SEGOVIA                     | 0                     | 2                    | 0            | 0     | 2                               | 0                   | 0                      | 0                          | 0                 | 0                     | 2             | 0                 | 0            | 2     |
| SORIA                       | 0                     | 1                    | 0            | 0     | 1                               | 0                   | 0                      | 0                          | 0                 | 0                     | 1             | 0                 | 0            | 1     |
| VALLADOLID                  | 0                     | 1                    | 0            | 0     | 1                               | 1                   | 0                      | 0                          | 0                 | 0                     | 0             | 0                 | 0            | 1     |
| ZAMORA                      | 0                     | 1                    | 0            | 0     | 1                               | 1                   | 0                      | 0                          | 0                 | 0                     | 0             | 0                 | 0            | 1     |
| CASTILLA-LA MANCHA          | 0                     | 24                   | 0            | 0     | 24                              | 1                   | 0                      | 22                         | 0                 | 0                     | 1             | 0                 | 0            | 24    |
| ALBACETE                    | 0                     | 4                    | 0            | 0     | 4                               | 0                   | 0                      | 3                          | 0                 | 0                     | 1             | 0                 | 0            | 4     |
| CIUDAD REAL                 | 0                     | 18                   | 0            | 0     | 18                              | 0                   | 0                      | 18                         | 0                 | 0                     | 0             | 0                 | 0            | 18    |
| CUENCA                      | 0                     | 2                    | 0            | 0     | 2                               | 1                   | 0                      | 1                          | 0                 | 0                     | 0             | 0                 | 0            | 2     |
| GUADALAJARA                 | 0                     | 0                    | 0            | 0     | 0                               | 0                   | 0                      | 0                          | 0                 | 0                     | 0             | 0                 | 0            | 0     |
| TOLEDO                      | 0                     | 0                    | 0            | 0     | 0                               | 0                   | 0                      | 0                          | 0                 | 0                     | 0             | 0                 | 0            | 0     |

(Continúa al dorso)

| CC.AA.<br>Y/O<br>PROVINCIAS | REVISIONES EFECTUADAS |                      |              |           | CAUSAS DE EXTINCIÓN DEL DERECHO |                     |                        |                            |                   |                       |               |                   |              |            |
|-----------------------------|-----------------------|----------------------|--------------|-----------|---------------------------------|---------------------|------------------------|----------------------------|-------------------|-----------------------|---------------|-------------------|--------------|------------|
|                             | Modifica.<br>Cuantía  | Extinción<br>Derecho | Suspensión   |           | TOTAL                           | Recursos<br>Propios | Recursos<br>Familiares | Prestación<br>Incompatible | Ingreso<br>Centro | Pérdida<br>Residencia | Fallecimiento | Grado y<br>Baremo | Alta<br>S.S. | TOTAL      |
|                             |                       |                      | Act. Laboral | Otras     |                                 |                     |                        |                            |                   |                       |               |                   |              |            |
| CATALUNYA                   | 0                     | 0                    | 0            | 0         | 0                               | 0                   | 0                      | 0                          | 0                 | 0                     | 0             | 0                 | 0            | 0          |
| BARCELONA                   | 0                     | 0                    | 0            | 0         | 0                               | 0                   | 0                      | 0                          | 0                 | 0                     | 0             | 0                 | 0            | 0          |
| GIRONA                      | 0                     | 0                    | 0            | 0         | 0                               | 0                   | 0                      | 0                          | 0                 | 0                     | 0             | 0                 | 0            | 0          |
| LLEIDA                      | 0                     | 0                    | 0            | 0         | 0                               | 0                   | 0                      | 0                          | 0                 | 0                     | 0             | 0                 | 0            | 0          |
| TARRAGONA                   | 0                     | 0                    | 0            | 0         | 0                               | 0                   | 0                      | 0                          | 0                 | 0                     | 0             | 0                 | 0            | 0          |
| COMUNIDAD VALENCIANA        | 0                     | 23                   | 1            | 0         | 24                              | 1                   | 0                      | 10                         | 0                 | 0                     | 12            | 0                 | 0            | 23         |
| ALICANTE                    | 0                     | 15                   | 1            | 0         | 16                              | 0                   | 0                      | 9                          | 0                 | 0                     | 6             | 0                 | 0            | 15         |
| CASTELLÓN                   | 0                     | 0                    | 0            | 0         | 0                               | 0                   | 0                      | 0                          | 0                 | 0                     | 0             | 0                 | 0            | 0          |
| VALENCIA                    | 0                     | 8                    | 0            | 0         | 8                               | 1                   | 0                      | 1                          | 0                 | 0                     | 6             | 0                 | 0            | 8          |
| EXTREMADURA                 | 0                     | 15                   | 0            | 0         | 15                              | 0                   | 0                      | 12                         | 0                 | 0                     | 3             | 0                 | 0            | 15         |
| BADAJOS                     | 0                     | 3                    | 0            | 0         | 3                               | 0                   | 0                      | 2                          | 0                 | 0                     | 1             | 0                 | 0            | 3          |
| CÁCERES                     | 0                     | 12                   | 0            | 0         | 12                              | 0                   | 0                      | 10                         | 0                 | 0                     | 2             | 0                 | 0            | 12         |
| GALICIA                     | 0                     | 7                    | 0            | 0         | 7                               | 1                   | 0                      | 4                          | 0                 | 0                     | 2             | 0                 | 0            | 7          |
| A CORUÑA                    | 0                     | 0                    | 0            | 0         | 0                               | 0                   | 0                      | 0                          | 0                 | 0                     | 0             | 0                 | 0            | 0          |
| LUGO                        | 0                     | 4                    | 0            | 0         | 4                               | 1                   | 0                      | 2                          | 0                 | 0                     | 1             | 0                 | 0            | 4          |
| OURENSE                     | 0                     | 2                    | 0            | 0         | 2                               | 0                   | 0                      | 1                          | 0                 | 0                     | 1             | 0                 | 0            | 2          |
| PONTEVEDRA                  | 0                     | 1                    | 0            | 0         | 1                               | 0                   | 0                      | 1                          | 0                 | 0                     | 0             | 0                 | 0            | 1          |
| MADRID                      | 0                     | 11                   | 0            | 0         | 11                              | 1                   | 0                      | 2                          | 0                 | 0                     | 8             | 0                 | 0            | 11         |
| MURCIA                      | 2                     | 25                   | 0            | 0         | 27                              | 0                   | 0                      | 18                         | 0                 | 0                     | 7             | 0                 | 0            | 25         |
| NAVARRA                     | 0                     | 0                    | 0            | 0         | 0                               | 0                   | 0                      | 0                          | 0                 | 0                     | 0             | 0                 | 0            | 0          |
| PAÍS VASCO                  | 0                     | 3                    | 0            | 0         | 3                               | 0                   | 0                      | 2                          | 0                 | 0                     | 1             | 0                 | 0            | 3          |
| ARABA/ÁLAVA                 | 0                     | 2                    | 0            | 0         | 2                               | 0                   | 0                      | 2                          | 0                 | 0                     | 0             | 0                 | 0            | 2          |
| GIPUZKOA                    | 0                     | 0                    | 0            | 0         | 0                               | 0                   | 0                      | 0                          | 0                 | 0                     | 0             | 0                 | 0            | 0          |
| BIZKAIA                     | 0                     | 1                    | 0            | 0         | 1                               | 0                   | 0                      | 0                          | 0                 | 0                     | 1             | 0                 | 0            | 1          |
| LA RIOJA                    | 0                     | 3                    | 0            | 0         | 3                               | 1                   | 0                      | 1                          | 0                 | 0                     | 1             | 0                 | 0            | 3          |
| CEUTA                       | 0                     | 0                    | 0            | 0         | 0                               | 0                   | 0                      | 0                          | 0                 | 0                     | 0             | 0                 | 0            | 0          |
| MELILLA                     | 0                     | 2                    | 0            | 3         | 5                               | 0                   | 1                      | 0                          | 0                 | 0                     | 1             | 0                 | 0            | 2          |
| <b>TOTAL ESTADO</b>         | <b>3</b>              | <b>228</b>           | <b>1</b>     | <b>28</b> | <b>260</b>                      | <b>41</b>           | <b>7</b>               | <b>105</b>                 | <b>0</b>          | <b>0</b>              | <b>72</b>     | <b>0</b>          | <b>3</b>     | <b>228</b> |

**PRESTACIONES DEL REAL DECRETO 383/1984, DE 1 DE FEBRERO (LISMI)  
REVISIONES DE OFICIO E INSTANCIA DE PARTE EFECTUADAS DE SGIM  
DATOS DE GESTIÓN CORRESPONDIENTES AL AÑO 2013 HASTA JUNIO**

| CC.AA.<br>Y/O<br>PROVINCIAS | REVISIONES EFECTUADAS |                      |              |       | CAUSAS DE EXTINCIÓN DEL DERECHO |                     |                            |                       |               |                   |       |
|-----------------------------|-----------------------|----------------------|--------------|-------|---------------------------------|---------------------|----------------------------|-----------------------|---------------|-------------------|-------|
|                             | Modifica.<br>Cuantía  | Extinción<br>Derecho | Suspensión   |       | TOTAL                           | Recursos<br>Propios | Prestación<br>Incompatible | Pérdida<br>Residencia | Fallecimiento | Grado y<br>Baremo | TOTAL |
|                             |                       |                      | Act. Laboral | Otras |                                 |                     |                            |                       |               |                   |       |
| ANDALUCÍA                   | 6                     | 266                  | 0            | 26    | 298                             | 132                 | 53                         | 0                     | 81            | 0                 | 266   |
| ALMERÍA                     | 0                     | 61                   | 0            | 1     | 62                              | 32                  | 11                         | 0                     | 18            | 0                 | 61    |
| CÁDIZ                       | 1                     | 16                   | 0            | 1     | 18                              | 3                   | 9                          | 0                     | 4             | 0                 | 16    |
| CÓRDOBA                     | 0                     | 22                   | 0            | 1     | 23                              | 4                   | 6                          | 0                     | 12            | 0                 | 22    |
| GRANADA                     | 0                     | 10                   | 0            | 0     | 10                              | 5                   | 1                          | 0                     | 4             | 0                 | 10    |
| HUELVA                      | 0                     | 7                    | 0            | 0     | 7                               | 3                   | 1                          | 0                     | 3             | 0                 | 7     |
| JAÉN                        | 0                     | 14                   | 0            | 0     | 14                              | 6                   | 4                          | 0                     | 4             | 0                 | 14    |
| MÁLAGA                      | 4                     | 114                  | 0            | 23    | 141                             | 73                  | 12                         | 0                     | 29            | 0                 | 114   |
| SEVILLA                     | 1                     | 22                   | 0            | 0     | 23                              | 6                   | 9                          | 0                     | 7             | 0                 | 22    |
| ARAGÓN                      | 0                     | 3                    | 0            | 0     | 3                               | 0                   | 1                          | 0                     | 2             | 0                 | 3     |
| HUESCA                      | 0                     | 2                    | 0            | 0     | 2                               | 0                   | 0                          | 0                     | 2             | 0                 | 2     |
| TERUEL                      | 0                     | 1                    | 0            | 0     | 1                               | 0                   | 1                          | 0                     | 0             | 0                 | 1     |
| ZARAGOZA                    | 0                     | 0                    | 0            | 0     | 0                               | 0                   | 0                          | 0                     | 0             | 0                 | 0     |
| ASTURIAS                    | 0                     | 45                   | 0            | 0     | 45                              | 0                   | 31                         | 0                     | 14            | 0                 | 45    |
| ILLES BALEARS               | 0                     | 13                   | 0            | 1     | 14                              | 0                   | 7                          | 0                     | 6             | 0                 | 13    |
| CANARIAS                    | 0                     | 8                    | 0            | 0     | 8                               | 0                   | 7                          | 0                     | 1             | 0                 | 8     |
| LAS PALMAS                  | 0                     | 2                    | 0            | 0     | 2                               | 0                   | 2                          | 0                     | 0             | 0                 | 2     |
| S.C. TENERIFE               | 0                     | 6                    | 0            | 0     | 6                               | 0                   | 5                          | 0                     | 1             | 0                 | 6     |
| CANTABRIA                   | 0                     | 13                   | 0            | 0     | 13                              | 1                   | 10                         | 0                     | 2             | 0                 | 13    |
| CASTILLA Y LEÓN             | 1                     | 186                  | 0            | 0     | 187                             | 91                  | 43                         | 1                     | 50            | 1                 | 186   |
| ÁVILA                       | 0                     | 6                    | 0            | 0     | 6                               | 1                   | 2                          | 0                     | 3             | 0                 | 6     |
| BURGOS                      | 0                     | 11                   | 0            | 0     | 11                              | 4                   | 0                          | 0                     | 7             | 0                 | 11    |
| LEÓN                        | 0                     | 33                   | 0            | 0     | 33                              | 0                   | 21                         | 0                     | 12            | 0                 | 33    |
| PALENCIA                    | 0                     | 11                   | 0            | 0     | 11                              | 7                   | 0                          | 0                     | 4             | 0                 | 11    |
| SALAMANCA                   | 0                     | 13                   | 0            | 0     | 13                              | 0                   | 7                          | 1                     | 5             | 0                 | 13    |
| SEGOVIA                     | 0                     | 2                    | 0            | 0     | 2                               | 0                   | 0                          | 0                     | 2             | 0                 | 2     |
| SORIA                       | 0                     | 12                   | 0            | 0     | 12                              | 0                   | 5                          | 0                     | 7             | 0                 | 12    |
| VALLADOLID                  | 1                     | 89                   | 0            | 0     | 90                              | 75                  | 8                          | 0                     | 5             | 1                 | 89    |
| ZAMORA                      | 0                     | 9                    | 0            | 0     | 9                               | 4                   | 0                          | 0                     | 5             | 0                 | 9     |
| CASTILLA-LA MANCHA          | 0                     | 76                   | 0            | 0     | 76                              | 4                   | 51                         | 0                     | 21            | 0                 | 76    |
| ALBACETE                    | 0                     | 22                   | 0            | 0     | 22                              | 0                   | 15                         | 0                     | 7             | 0                 | 22    |
| CIUDAD REAL                 | 0                     | 28                   | 0            | 0     | 28                              | 0                   | 24                         | 0                     | 4             | 0                 | 28    |
| CUENCA                      | 0                     | 11                   | 0            | 0     | 11                              | 4                   | 6                          | 0                     | 1             | 0                 | 11    |
| GUADALAJARA                 | 0                     | 8                    | 0            | 0     | 8                               | 0                   | 3                          | 0                     | 5             | 0                 | 8     |
| TOLEDO                      | 0                     | 7                    | 0            | 0     | 7                               | 0                   | 3                          | 0                     | 4             | 0                 | 7     |

(Continúa al dorso)

| CC.AA.<br>Y/O<br>PROVINCIAS | REVISIONES EFECTUADAS |                      |                 |           | CAUSAS DE EXTINCIÓN DEL DERECHO |                     |                            |                       |               |                   |              |
|-----------------------------|-----------------------|----------------------|-----------------|-----------|---------------------------------|---------------------|----------------------------|-----------------------|---------------|-------------------|--------------|
|                             | Modifica.<br>Cuantía  | Extinción<br>Derecho | Suspensión SGIM |           | TOTAL                           | Recursos<br>Propios | Prestación<br>Incompatible | Pérdida<br>Residencia | Fallecimiento | Grado y<br>Baremo | TOTAL        |
|                             |                       |                      | Act. Laboral    | Otras     |                                 |                     |                            |                       |               |                   |              |
| CATALUNYA                   | 0                     | 0                    | 0               | 0         | 0                               | 0                   | 0                          | 0                     | 0             | 0                 | 0            |
| BARCELONA                   | 0                     | 0                    | 0               | 0         | 0                               | 0                   | 0                          | 0                     | 0             | 0                 | 0            |
| GIRONA                      | 0                     | 0                    | 0               | 0         | 0                               | 0                   | 0                          | 0                     | 0             | 0                 | 0            |
| LLEIDA                      | 0                     | 0                    | 0               | 0         | 0                               | 0                   | 0                          | 0                     | 0             | 0                 | 0            |
| TARRAGONA                   | 0                     | 0                    | 0               | 0         | 0                               | 0                   | 0                          | 0                     | 0             | 0                 | 0            |
| COMUNIDAD VALENCIANA        | 0                     | 134                  | 1               | 0         | 135                             | 13                  | 74                         | 0                     | 47            | 0                 | 134          |
| ALICANTE                    | 0                     | 87                   | 1               | 0         | 88                              | 0                   | 58                         | 0                     | 29            | 0                 | 87           |
| CASTELLÓN                   | 0                     | 9                    | 0               | 0         | 9                               | 0                   | 9                          | 0                     | 0             | 0                 | 9            |
| VALENCIA                    | 0                     | 38                   | 0               | 0         | 38                              | 13                  | 7                          | 0                     | 18            | 0                 | 38           |
| EXTREMADURA                 | 0                     | 96                   | 0               | 2         | 98                              | 5                   | 64                         | 0                     | 27            | 0                 | 96           |
| BADAJOZ                     | 0                     | 45                   | 0               | 2         | 47                              | 5                   | 22                         | 0                     | 18            | 0                 | 45           |
| CÁCERES                     | 0                     | 51                   | 0               | 0         | 51                              | 0                   | 42                         | 0                     | 9             | 0                 | 51           |
| GALICIA                     | 0                     | 22                   | 0               | 0         | 22                              | 0                   | 12                         | 0                     | 10            | 0                 | 22           |
| A CORUÑA                    | 0                     | 0                    | 0               | 0         | 0                               | 0                   | 0                          | 0                     | 0             | 0                 | 0            |
| LUGO                        | 0                     | 3                    | 0               | 0         | 3                               | 0                   | 2                          | 0                     | 1             | 0                 | 3            |
| OURENSE                     | 0                     | 5                    | 0               | 0         | 5                               | 0                   | 2                          | 0                     | 3             | 0                 | 5            |
| PONTEVEDRA                  | 0                     | 14                   | 0               | 0         | 14                              | 0                   | 8                          | 0                     | 6             | 0                 | 14           |
| MADRID                      | 0                     | 54                   | 0               | 0         | 54                              | 0                   | 25                         | 0                     | 29            | 0                 | 54           |
| MURCIA                      | 18                    | 171                  | 0               | 3         | 192                             | 2                   | 108                        | 0                     | 61            | 0                 | 171          |
| NAVARRA                     | 0                     | 8                    | 2               | 0         | 10                              | 2                   | 4                          | 0                     | 2             | 0                 | 8            |
| PAÍS VASCO                  | 0                     | 17                   | 0               | 0         | 17                              | 1                   | 8                          | 1                     | 7             | 0                 | 17           |
| ARABA/ÁLAVA                 | 0                     | 8                    | 0               | 0         | 8                               | 1                   | 2                          | 1                     | 4             | 0                 | 8            |
| GIPUZKOA                    | 0                     | 0                    | 0               | 0         | 0                               | 0                   | 0                          | 0                     | 0             | 0                 | 0            |
| BIZKAIA                     | 0                     | 9                    | 0               | 0         | 9                               | 0                   | 6                          | 0                     | 3             | 0                 | 9            |
| LA RIOJA                    | 0                     | 11                   | 0               | 0         | 11                              | 5                   | 4                          | 0                     | 2             | 0                 | 11           |
| CEUTA                       | 0                     | 2                    | 0               | 0         | 2                               | 0                   | 1                          | 0                     | 1             | 0                 | 2            |
| MELILLA                     | 4                     | 3                    | 0               | 1         | 8                               | 0                   | 2                          | 0                     | 1             | 0                 | 3            |
| <b>TOTAL ESTADO</b>         | <b>29</b>             | <b>1.128</b>         | <b>3</b>        | <b>33</b> | <b>1.193</b>                    | <b>256</b>          | <b>505</b>                 | <b>2</b>              | <b>364</b>    | <b>1</b>          | <b>1.128</b> |

**PRESTACIONES DEL REAL DECRETO 383/1984, DE 1 DE FEBRERO (LISMI)  
REVISIONES DE OFICIO E INSTANCIA DE PARTE EFECTUADAS EN SATP  
DATOS DE GESTIÓN CORRESPONDIENTES AL AÑO 2013 HASTA JUNIO**

| CC.AA.<br><br>Y/O<br><br>PROVINCIAS | REVISIONES EFECTUADAS |            |       | CAUSAS DE EXTINCIÓN DEL DERECHO |              |         |            |               |         |      |       |
|-------------------------------------|-----------------------|------------|-------|---------------------------------|--------------|---------|------------|---------------|---------|------|-------|
|                                     | Extinción             | Suspensión | TOTAL | Recursos                        | Prestación   | Ingreso | Pérdida    | Fallecimiento | Grado y | Alta | TOTAL |
|                                     | Derecho               |            |       | Propios                         | Incompatible | Centro  | Residencia |               | Baremo  | S.S. |       |
| ANDALUCÍA                           | 34                    | 3          | 37    | 12                              | 7            | 0       | 0          | 15            | 0       | 0    | 34    |
| ALMERÍA                             | 4                     | 0          | 4     | 2                               | 0            | 0       | 0          | 2             | 0       | 0    | 4     |
| CÁDIZ                               | 4                     | 0          | 4     | 0                               | 2            | 0       | 0          | 2             | 0       | 0    | 4     |
| CÓRDOBA                             | 3                     | 0          | 3     | 0                               | 2            | 0       | 0          | 1             | 0       | 0    | 3     |
| GRANADA                             | 1                     | 0          | 1     | 0                               | 0            | 0       | 0          | 1             | 0       | 0    | 1     |
| HUELVA                              | 0                     | 0          | 0     | 0                               | 0            | 0       | 0          | 0             | 0       | 0    | 0     |
| JAÉN                                | 2                     | 0          | 2     | 0                               | 1            | 0       | 0          | 1             | 0       | 0    | 2     |
| MÁLAGA                              | 17                    | 3          | 20    | 9                               | 2            | 0       | 0          | 6             | 0       | 0    | 17    |
| SEVILLA                             | 3                     | 0          | 3     | 1                               | 0            | 0       | 0          | 2             | 0       | 0    | 3     |
| ARAGÓN                              | 0                     | 0          | 0     | 0                               | 0            | 0       | 0          | 0             | 0       | 0    | 0     |
| HUESCA                              | 0                     | 0          | 0     | 0                               | 0            | 0       | 0          | 0             | 0       | 0    | 0     |
| TERUEL                              | 0                     | 0          | 0     | 0                               | 0            | 0       | 0          | 0             | 0       | 0    | 0     |
| ZARAGOZA                            | 0                     | 0          | 0     | 0                               | 0            | 0       | 0          | 0             | 0       | 0    | 0     |
| ASTURIAS                            | 5                     | 0          | 5     | 1                               | 0            | 0       | 0          | 4             | 0       | 0    | 5     |
| ILLES BALEARS                       | 1                     | 0          | 1     | 1                               | 0            | 0       | 0          | 0             | 0       | 0    | 1     |
| CANARIAS                            | 2                     | 0          | 2     | 0                               | 0            | 0       | 0          | 2             | 0       | 0    | 2     |
| LAS PALMAS                          | 0                     | 0          | 0     | 0                               | 0            | 0       | 0          | 0             | 0       | 0    | 0     |
| S.C. TENERIFE                       | 2                     | 0          | 2     | 0                               | 0            | 0       | 0          | 2             | 0       | 0    | 2     |
| CANTABRIA                           | 4                     | 0          | 4     | 1                               | 1            | 1       | 0          | 1             | 0       | 0    | 4     |
| CASTILLA Y LEÓN                     | 22                    | 0          | 22    | 8                               | 5            | 1       | 0          | 8             | 0       | 0    | 22    |
| ÁVILA                               | 2                     | 0          | 2     | 0                               | 1            | 0       | 0          | 1             | 0       | 0    | 2     |
| BURGOS                              | 1                     | 0          | 1     | 0                               | 0            | 1       | 0          | 0             | 0       | 0    | 1     |
| LEÓN                                | 1                     | 0          | 1     | 0                               | 1            | 0       | 0          | 0             | 0       | 0    | 1     |
| PALENCIA                            | 1                     | 0          | 1     | 0                               | 0            | 0       | 0          | 1             | 0       | 0    | 1     |
| SALAMANCA                           | 4                     | 0          | 4     | 0                               | 3            | 0       | 0          | 1             | 0       | 0    | 4     |
| SEGOVIA                             | 2                     | 0          | 2     | 0                               | 0            | 0       | 0          | 2             | 0       | 0    | 2     |
| SORIA                               | 0                     | 0          | 0     | 0                               | 0            | 0       | 0          | 0             | 0       | 0    | 0     |
| VALLADOLID                          | 7                     | 0          | 7     | 6                               | 0            | 0       | 0          | 1             | 0       | 0    | 7     |
| ZAMORA                              | 4                     | 0          | 4     | 2                               | 0            | 0       | 0          | 2             | 0       | 0    | 4     |
| CASTILLA-LA MANCHA                  | 11                    | 0          | 11    | 0                               | 9            | 0       | 0          | 2             | 0       | 0    | 11    |
| ALBACETE                            | 0                     | 0          | 0     | 0                               | 0            | 0       | 0          | 0             | 0       | 0    | 0     |
| CIUDAD REAL                         | 8                     | 0          | 8     | 0                               | 8            | 0       | 0          | 0             | 0       | 0    | 8     |
| CUENCA                              | 1                     | 0          | 1     | 0                               | 1            | 0       | 0          | 0             | 0       | 0    | 1     |
| GUADALAJARA                         | 1                     | 0          | 1     | 0                               | 0            | 0       | 0          | 1             | 0       | 0    | 1     |
| TOLEDO                              | 1                     | 0          | 1     | 0                               | 0            | 0       | 0          | 1             | 0       | 0    | 1     |

(Continúa al dorso)

| CC.AA.<br>Y/O<br>PROVINCIAS | REVISIONES EFECTUADAS |            |            | CAUSAS DE EXTINCIÓN DEL DERECHO |                            |                   |                       |               |                   |              |            |
|-----------------------------|-----------------------|------------|------------|---------------------------------|----------------------------|-------------------|-----------------------|---------------|-------------------|--------------|------------|
|                             | Extinción<br>Derecho  | Suspensión | TOTAL      | Recursos<br>Propios             | Prestación<br>Incompatible | Ingreso<br>Centro | Pérdida<br>Residencia | Fallecimiento | Grado y<br>Baremo | Alta<br>S.S. | TOTAL      |
| CATALUNYA                   | 0                     | 0          | 0          | 0                               | 0                          | 0                 | 0                     | 0             | 0                 | 0            | 0          |
| BARCELONA                   | 0                     | 0          | 0          | 0                               | 0                          | 0                 | 0                     | 0             | 0                 | 0            | 0          |
| GIRONA                      | 0                     | 0          | 0          | 0                               | 0                          | 0                 | 0                     | 0             | 0                 | 0            | 0          |
| LLEIDA                      | 0                     | 0          | 0          | 0                               | 0                          | 0                 | 0                     | 0             | 0                 | 0            | 0          |
| TARRAGONA                   | 0                     | 0          | 0          | 0                               | 0                          | 0                 | 0                     | 0             | 0                 | 0            | 0          |
| COMUNIDAD VALENCIANA        | 14                    | 0          | 14         | 1                               | 8                          | 0                 | 0                     | 5             | 0                 | 0            | 14         |
| ALICANTE                    | 1                     | 0          | 1          | 1                               | 0                          | 0                 | 0                     | 0             | 0                 | 0            | 1          |
| CASTELLÓN                   | 7                     | 0          | 7          | 0                               | 7                          | 0                 | 0                     | 0             | 0                 | 0            | 7          |
| VALENCIA                    | 6                     | 0          | 6          | 0                               | 1                          | 0                 | 0                     | 5             | 0                 | 0            | 6          |
| EXTREMADURA                 | 1                     | 0          | 1          | 0                               | 1                          | 0                 | 0                     | 0             | 0                 | 0            | 1          |
| BADAJOS                     | 0                     | 0          | 0          | 0                               | 0                          | 0                 | 0                     | 0             | 0                 | 0            | 0          |
| CÁCERES                     | 1                     | 0          | 1          | 0                               | 1                          | 0                 | 0                     | 0             | 0                 | 0            | 1          |
| GALICIA                     | 4                     | 0          | 4          | 0                               | 1                          | 0                 | 0                     | 3             | 0                 | 0            | 4          |
| A CORUÑA                    | 0                     | 0          | 0          | 0                               | 0                          | 0                 | 0                     | 0             | 0                 | 0            | 0          |
| LUGO                        | 0                     | 0          | 0          | 0                               | 0                          | 0                 | 0                     | 0             | 0                 | 0            | 0          |
| OURENSE                     | 0                     | 0          | 0          | 0                               | 0                          | 0                 | 0                     | 0             | 0                 | 0            | 0          |
| PONTEVEDRA                  | 4                     | 0          | 4          | 0                               | 1                          | 0                 | 0                     | 3             | 0                 | 0            | 4          |
| MADRID                      | 7                     | 0          | 7          | 0                               | 3                          | 0                 | 0                     | 4             | 0                 | 0            | 7          |
| MURCIA                      | 11                    | 0          | 11         | 0                               | 6                          | 0                 | 0                     | 5             | 0                 | 0            | 11         |
| NAVARRA                     | 2                     | 0          | 2          | 1                               | 1                          | 0                 | 0                     | 0             | 0                 | 0            | 2          |
| PAÍS VASCO                  | 2                     | 0          | 2          | 0                               | 0                          | 0                 | 1                     | 1             | 0                 | 0            | 2          |
| ARABA/ÁLAVA                 | 2                     | 0          | 2          | 0                               | 0                          | 0                 | 1                     | 1             | 0                 | 0            | 2          |
| GIPUZKOA                    | 0                     | 0          | 0          | 0                               | 0                          | 0                 | 0                     | 0             | 0                 | 0            | 0          |
| BIZKAIA                     | 0                     | 0          | 0          | 0                               | 0                          | 0                 | 0                     | 0             | 0                 | 0            | 0          |
| LA RIOJA                    | 1                     | 0          | 1          | 0                               | 1                          | 0                 | 0                     | 0             | 0                 | 0            | 1          |
| CEUTA                       | 1                     | 0          | 1          | 0                               | 1                          | 0                 | 0                     | 0             | 0                 | 0            | 1          |
| MELILLA                     | 4                     | 0          | 4          | 2                               | 2                          | 0                 | 0                     | 0             | 0                 | 0            | 4          |
| <b>TOTAL ESTADO</b>         | <b>126</b>            | <b>3</b>   | <b>129</b> | <b>27</b>                       | <b>46</b>                  | <b>2</b>          | <b>1</b>              | <b>50</b>     | <b>0</b>          | <b>0</b>     | <b>126</b> |

**PRESTACIONES DEL REAL DECRETO 383/1984, DE 1 DE FEBRERO (LISMI)  
REVISIONES DE OFICIO E INSTANCIA DE PARTE EFECTUADAS EN SMGT  
DATOS DE GESTIÓN CORRESPONDIENTES AL AÑO 2013 HASTA JUNIO**

| CC.AA.<br>Y/O<br>PROVINCIAS | REVISIONES EFECTUADAS |            |       | CAUSAS DE EXTINCIÓN DEL DERECHO |                        |                            |                   |                       |               |                   |              |       |
|-----------------------------|-----------------------|------------|-------|---------------------------------|------------------------|----------------------------|-------------------|-----------------------|---------------|-------------------|--------------|-------|
|                             | Extinción<br>Derecho  | Suspensión | TOTAL | Recursos<br>Propios             | Recursos<br>Familiares | Prestación<br>Incompatible | Ingreso<br>Centro | Pérdida<br>Residencia | Fallecimiento | Grado y<br>Baremo | Alta<br>S.S. | TOTAL |
|                             | ANDALUCÍA             | 17         | 1     | 18                              | 4                      | 4                          | 1                 | 0                     | 0             | 8                 | 0            | 0     |
| ALMERÍA                     | 3                     | 0          | 3     | 1                               | 0                      | 0                          | 0                 | 0                     | 2             | 0                 | 0            | 3     |
| CÁDIZ                       | 7                     | 0          | 7     | 0                               | 4                      | 0                          | 0                 | 0                     | 3             | 0                 | 0            | 7     |
| CÓRDOBA                     | 0                     | 0          | 0     | 0                               | 0                      | 0                          | 0                 | 0                     | 0             | 0                 | 0            | 0     |
| GRANADA                     | 1                     | 0          | 1     | 0                               | 0                      | 0                          | 0                 | 0                     | 1             | 0                 | 0            | 1     |
| HUELVA                      | 0                     | 0          | 0     | 0                               | 0                      | 0                          | 0                 | 0                     | 0             | 0                 | 0            | 0     |
| JAÉN                        | 1                     | 0          | 1     | 1                               | 0                      | 0                          | 0                 | 0                     | 0             | 0                 | 0            | 1     |
| MÁLAGA                      | 4                     | 1          | 5     | 2                               | 0                      | 1                          | 0                 | 0                     | 1             | 0                 | 0            | 4     |
| SEVILLA                     | 1                     | 0          | 1     | 0                               | 0                      | 0                          | 0                 | 0                     | 1             | 0                 | 0            | 1     |
| ARAGÓN                      | 0                     | 0          | 0     | 0                               | 0                      | 0                          | 0                 | 0                     | 0             | 0                 | 0            | 0     |
| HUESCA                      | 0                     | 0          | 0     | 0                               | 0                      | 0                          | 0                 | 0                     | 0             | 0                 | 0            | 0     |
| TERUEL                      | 0                     | 0          | 0     | 0                               | 0                      | 0                          | 0                 | 0                     | 0             | 0                 | 0            | 0     |
| ZARAGOZA                    | 0                     | 0          | 0     | 0                               | 0                      | 0                          | 0                 | 0                     | 0             | 0                 | 0            | 0     |
| ASTURIAS                    | 3                     | 0          | 3     | 0                               | 2                      | 0                          | 0                 | 0                     | 1             | 0                 | 0            | 3     |
| ILLES BALEARS               | 1                     | 0          | 1     | 0                               | 0                      | 0                          | 0                 | 0                     | 1             | 0                 | 0            | 1     |
| CANARIAS                    | 1                     | 1          | 2     | 0                               | 0                      | 1                          | 0                 | 0                     | 0             | 0                 | 0            | 1     |
| LAS PALMAS                  | 0                     | 0          | 0     | 0                               | 0                      | 0                          | 0                 | 0                     | 0             | 0                 | 0            | 0     |
| S.C. TENERIFE               | 1                     | 1          | 2     | 0                               | 0                      | 1                          | 0                 | 0                     | 0             | 0                 | 0            | 1     |
| CANTABRIA                   | 3                     | 0          | 3     | 0                               | 0                      | 0                          | 0                 | 0                     | 3             | 0                 | 0            | 3     |
| CASTILLA Y LEÓN             | 10                    | 0          | 10    | 2                               | 0                      | 1                          | 0                 | 1                     | 1             | 5                 | 0            | 10    |
| ÁVILA                       | 0                     | 0          | 0     | 0                               | 0                      | 0                          | 0                 | 0                     | 0             | 0                 | 0            | 0     |
| BURGOS                      | 1                     | 0          | 1     | 0                               | 0                      | 0                          | 0                 | 0                     | 1             | 0                 | 0            | 1     |
| LEÓN                        | 0                     | 0          | 0     | 0                               | 0                      | 0                          | 0                 | 0                     | 0             | 0                 | 0            | 0     |
| PALENCIA                    | 1                     | 0          | 1     | 1                               | 0                      | 0                          | 0                 | 0                     | 0             | 0                 | 0            | 1     |
| SALAMANCA                   | 1                     | 0          | 1     | 0                               | 0                      | 1                          | 0                 | 0                     | 0             | 0                 | 0            | 1     |
| SEGOVIA                     | 0                     | 0          | 0     | 0                               | 0                      | 0                          | 0                 | 0                     | 0             | 0                 | 0            | 0     |
| SORIA                       | 0                     | 0          | 0     | 0                               | 0                      | 0                          | 0                 | 0                     | 0             | 0                 | 0            | 0     |
| VALLADOLID                  | 6                     | 0          | 6     | 0                               | 0                      | 0                          | 0                 | 1                     | 0             | 5                 | 0            | 6     |
| ZAMORA                      | 1                     | 0          | 1     | 1                               | 0                      | 0                          | 0                 | 0                     | 0             | 0                 | 0            | 1     |
| CASTILLA-LA MANCHA          | 1                     | 0          | 1     | 0                               | 0                      | 0                          | 0                 | 0                     | 0             | 0                 | 1            | 1     |
| ALBACETE                    | 1                     | 0          | 1     | 0                               | 0                      | 0                          | 0                 | 0                     | 0             | 0                 | 1            | 1     |
| CIUDAD REAL                 | 0                     | 0          | 0     | 0                               | 0                      | 0                          | 0                 | 0                     | 0             | 0                 | 0            | 0     |
| CUENCA                      | 0                     | 0          | 0     | 0                               | 0                      | 0                          | 0                 | 0                     | 0             | 0                 | 0            | 0     |
| GUADALAJARA                 | 0                     | 0          | 0     | 0                               | 0                      | 0                          | 0                 | 0                     | 0             | 0                 | 0            | 0     |
| TOLEDO                      | 0                     | 0          | 0     | 0                               | 0                      | 0                          | 0                 | 0                     | 0             | 0                 | 0            | 0     |

(Continúa al dorso)

| CC.AA.<br>Y/O<br>PROVINCIAS | REVISIONES EFECTUADAS |            |            | CAUSAS DE EXTINCIÓN DEL DERECHO |                        |                            |                   |                       |               |                   |              |           |
|-----------------------------|-----------------------|------------|------------|---------------------------------|------------------------|----------------------------|-------------------|-----------------------|---------------|-------------------|--------------|-----------|
|                             | Extinción<br>Derecho  | Suspensión | TOTAL      | Recursos<br>Propios             | Recursos<br>Familiares | Prestación<br>Incompatible | Ingreso<br>Centro | Pérdida<br>Residencia | Fallecimiento | Grado y<br>Baremo | Alta<br>S.S. | TOTAL     |
| CATALUNYA                   | 0                     | 0          | 0          | 0                               | 0                      | 0                          | 0                 | 0                     | 0             | 0                 | 0            | 0         |
| BARCELONA                   | 0                     | 0          | 0          | 0                               | 0                      | 0                          | 0                 | 0                     | 0             | 0                 | 0            | 0         |
| GIRONA                      | 0                     | 0          | 0          | 0                               | 0                      | 0                          | 0                 | 0                     | 0             | 0                 | 0            | 0         |
| LLEIDA                      | 0                     | 0          | 0          | 0                               | 0                      | 0                          | 0                 | 0                     | 0             | 0                 | 0            | 0         |
| TARRAGONA                   | 0                     | 0          | 0          | 0                               | 0                      | 0                          | 0                 | 0                     | 0             | 0                 | 0            | 0         |
| COMUNIDAD VALENCIANA        | 10                    | 0          | 10         | 3                               | 0                      | 4                          | 0                 | 0                     | 3             | 0                 | 0            | 10        |
| ALICANTE                    | 0                     | 0          | 0          | 0                               | 0                      | 0                          | 0                 | 0                     | 0             | 0                 | 0            | 0         |
| CASTELLÓN                   | 3                     | 0          | 3          | 0                               | 0                      | 3                          | 0                 | 0                     | 0             | 0                 | 0            | 3         |
| VALENCIA                    | 7                     | 0          | 7          | 3                               | 0                      | 1                          | 0                 | 0                     | 3             | 0                 | 0            | 7         |
| EXTREMADURA                 | 9                     | 1          | 10         | 3                               | 0                      | 1                          | 0                 | 0                     | 5             | 0                 | 0            | 9         |
| BADAJOZ                     | 5                     | 1          | 6          | 0                               | 0                      | 1                          | 0                 | 0                     | 4             | 0                 | 0            | 5         |
| CÁCERES                     | 4                     | 0          | 4          | 3                               | 0                      | 0                          | 0                 | 0                     | 1             | 0                 | 0            | 4         |
| GALICIA                     | 4                     | 0          | 4          | 1                               | 0                      | 0                          | 0                 | 0                     | 3             | 0                 | 0            | 4         |
| A CORUÑA                    | 0                     | 0          | 0          | 0                               | 0                      | 0                          | 0                 | 0                     | 0             | 0                 | 0            | 0         |
| LUGO                        | 3                     | 0          | 3          | 1                               | 0                      | 0                          | 0                 | 0                     | 2             | 0                 | 0            | 3         |
| OURENSE                     | 0                     | 0          | 0          | 0                               | 0                      | 0                          | 0                 | 0                     | 0             | 0                 | 0            | 0         |
| PONTEVEDRA                  | 1                     | 0          | 1          | 0                               | 0                      | 0                          | 0                 | 0                     | 1             | 0                 | 0            | 1         |
| MADRID                      | 7                     | 0          | 7          | 1                               | 0                      | 0                          | 0                 | 0                     | 6             | 0                 | 0            | 7         |
| MURCIA                      | 5                     | 0          | 5          | 0                               | 0                      | 0                          | 0                 | 0                     | 5             | 0                 | 0            | 5         |
| NAVARRA                     | 0                     | 0          | 0          | 0                               | 0                      | 0                          | 0                 | 0                     | 0             | 0                 | 0            | 0         |
| PAÍS VASCO                  | 1                     | 0          | 1          | 0                               | 0                      | 0                          | 0                 | 0                     | 1             | 0                 | 0            | 1         |
| ARABA/ÁLAVA                 | 0                     | 0          | 0          | 0                               | 0                      | 0                          | 0                 | 0                     | 0             | 0                 | 0            | 0         |
| GIPUZKOA                    | 0                     | 0          | 0          | 0                               | 0                      | 0                          | 0                 | 0                     | 0             | 0                 | 0            | 0         |
| BIZKAIA                     | 1                     | 0          | 1          | 0                               | 0                      | 0                          | 0                 | 0                     | 1             | 0                 | 0            | 1         |
| LA RIOJA                    | 0                     | 0          | 0          | 0                               | 0                      | 0                          | 0                 | 0                     | 0             | 0                 | 0            | 0         |
| CEUTA                       | 2                     | 0          | 2          | 1                               | 0                      | 0                          | 0                 | 0                     | 1             | 0                 | 0            | 2         |
| MELILLA                     | 17                    | 8          | 25         | 2                               | 6                      | 0                          | 0                 | 0                     | 9             | 0                 | 0            | 17        |
| <b>TOTAL ESTADO</b>         | <b>91</b>             | <b>11</b>  | <b>102</b> | <b>17</b>                       | <b>12</b>              | <b>8</b>                   | <b>0</b>          | <b>1</b>              | <b>47</b>     | <b>5</b>          | <b>1</b>     | <b>91</b> |

**PRESTACIONES DEL REAL DECRETO 383/1984, DE 1 DE FEBRERO (LISMI)  
REVISIONES DE OFICIO E INSTANCIA DE PARTE EFECTUADAS EN ASPF  
DATOS DE GESTIÓN CORRESPONDIENTES AL AÑO 2013 HASTA JUNIO**

| CC.AA.<br><br>Y/O<br><br>PROVINCIAS | REVISIONES EFECTUADAS |            |       | CAUSAS DE EXTINCIÓN DEL DERECHO |                       |               |                   |              |       |
|-------------------------------------|-----------------------|------------|-------|---------------------------------|-----------------------|---------------|-------------------|--------------|-------|
|                                     | Extinción<br>Derecho  | Suspensión | TOTAL | Prestación<br>Incompatible      | Pérdida<br>Residencia | Fallecimiento | Grado y<br>Baremo | Alta<br>S.S. | TOTAL |
|                                     | ANDALUCÍA             | 38         | 4     | 42                              | 16                    | 0             | 14                | 0            | 8     |
| ALMERÍA                             | 9                     | 0          | 9     | 6                               | 0                     | 1             | 0                 | 2            | 9     |
| CÁDIZ                               | 2                     | 0          | 2     | 0                               | 0                     | 0             | 0                 | 2            | 2     |
| CÓRDOBA                             | 0                     | 0          | 0     | 0                               | 0                     | 0             | 0                 | 0            | 0     |
| GRANADA                             | 2                     | 0          | 2     | 1                               | 0                     | 1             | 0                 | 0            | 2     |
| HUELVA                              | 3                     | 0          | 3     | 0                               | 0                     | 1             | 0                 | 2            | 3     |
| JAÉN                                | 2                     | 0          | 2     | 0                               | 0                     | 0             | 0                 | 2            | 2     |
| MÁLAGA                              | 19                    | 4          | 23    | 9                               | 0                     | 10            | 0                 | 0            | 19    |
| SEVILLA                             | 1                     | 0          | 1     | 0                               | 0                     | 1             | 0                 | 0            | 1     |
| ARAGÓN                              | 2                     | 0          | 2     | 1                               | 0                     | 1             | 0                 | 0            | 2     |
| HUESCA                              | 1                     | 0          | 1     | 1                               | 0                     | 0             | 0                 | 0            | 1     |
| TERUEL                              | 1                     | 0          | 1     | 0                               | 0                     | 1             | 0                 | 0            | 1     |
| ZARAGOZA                            | 0                     | 0          | 0     | 0                               | 0                     | 0             | 0                 | 0            | 0     |
| ASTURIAS                            | 9                     | 0          | 9     | 6                               | 0                     | 2             | 1                 | 0            | 9     |
| ILLES BALEARS                       | 1                     | 0          | 1     | 1                               | 0                     | 0             | 0                 | 0            | 1     |
| CANARIAS                            | 1                     | 0          | 1     | 1                               | 0                     | 0             | 0                 | 0            | 1     |
| LAS PALMAS                          | 0                     | 0          | 0     | 0                               | 0                     | 0             | 0                 | 0            | 0     |
| S.C. TENERIFE                       | 1                     | 0          | 1     | 1                               | 0                     | 0             | 0                 | 0            | 1     |
| CANTABRIA                           | 0                     | 0          | 0     | 0                               | 0                     | 0             | 0                 | 0            | 0     |
| CASTILLA Y LEÓN                     | 275                   | 6          | 281   | 218                             | 0                     | 55            | 0                 | 2            | 275   |
| ÁVILA                               | 1                     | 0          | 1     | 0                               | 0                     | 0             | 0                 | 1            | 1     |
| BURGOS                              | 8                     | 0          | 8     | 6                               | 0                     | 1             | 0                 | 1            | 8     |
| LEÓN                                | 1                     | 0          | 1     | 1                               | 0                     | 0             | 0                 | 0            | 1     |
| PALENCIA                            | 0                     | 0          | 0     | 0                               | 0                     | 0             | 0                 | 0            | 0     |
| SALAMANCA                           | 201                   | 0          | 201   | 182                             | 0                     | 19            | 0                 | 0            | 201   |
| SEGOVIA                             | 0                     | 0          | 0     | 0                               | 0                     | 0             | 0                 | 0            | 0     |
| SORIA                               | 0                     | 0          | 0     | 0                               | 0                     | 0             | 0                 | 0            | 0     |
| VALLADOLID                          | 64                    | 6          | 70    | 29                              | 0                     | 35            | 0                 | 0            | 64    |
| ZAMORA                              | 0                     | 0          | 0     | 0                               | 0                     | 0             | 0                 | 0            | 0     |
| CASTILLA-LA MANCHA                  | 2                     | 0          | 2     | 0                               | 0                     | 1             | 0                 | 1            | 2     |
| ALBACETE                            | 0                     | 0          | 0     | 0                               | 0                     | 0             | 0                 | 0            | 0     |
| CIUDAD REAL                         | 0                     | 0          | 0     | 0                               | 0                     | 0             | 0                 | 0            | 0     |
| CUENCA                              | 0                     | 0          | 0     | 0                               | 0                     | 0             | 0                 | 0            | 0     |
| GUADALAJARA                         | 2                     | 0          | 2     | 0                               | 0                     | 1             | 0                 | 1            | 2     |
| TOLEDO                              | 0                     | 0          | 0     | 0                               | 0                     | 0             | 0                 | 0            | 0     |

(Continúa al dorso)

| CC.AA.<br>Y/O<br>PROVINCIAS | REVISIONES EFECTUADAS |            |            | CAUSAS DE EXTINCIÓN DEL DERECHO |                       |               |                   |              |            |
|-----------------------------|-----------------------|------------|------------|---------------------------------|-----------------------|---------------|-------------------|--------------|------------|
|                             | Extinción<br>Derecho  | Suspensión | TOTAL      | Prestación<br>Incompatible      | Pérdida<br>Residencia | Fallecimiento | Grado y<br>Baremo | Alta<br>S.S. | TOTAL      |
| CATALUNYA                   | 0                     | 0          | 0          | 0                               | 0                     | 0             | 0                 | 0            | 0          |
| BARCELONA                   | 0                     | 0          | 0          | 0                               | 0                     | 0             | 0                 | 0            | 0          |
| GIRONA                      | 0                     | 0          | 0          | 0                               | 0                     | 0             | 0                 | 0            | 0          |
| LLEIDA                      | 0                     | 0          | 0          | 0                               | 0                     | 0             | 0                 | 0            | 0          |
| TARRAGONA                   | 0                     | 0          | 0          | 0                               | 0                     | 0             | 0                 | 0            | 0          |
| COMUNIDAD VALENCIANA        | 0                     | 0          | 0          | 0                               | 0                     | 0             | 0                 | 0            | 0          |
| ALICANTE                    | 0                     | 0          | 0          | 0                               | 0                     | 0             | 0                 | 0            | 0          |
| CASTELLÓN                   | 0                     | 0          | 0          | 0                               | 0                     | 0             | 0                 | 0            | 0          |
| VALENCIA                    | 0                     | 0          | 0          | 0                               | 0                     | 0             | 0                 | 0            | 0          |
| EXTREMADURA                 | 2                     | 0          | 2          | 0                               | 0                     | 2             | 0                 | 0            | 2          |
| BADAJOZ                     | 2                     | 0          | 2          | 0                               | 0                     | 2             | 0                 | 0            | 2          |
| CÁCERES                     | 0                     | 0          | 0          | 0                               | 0                     | 0             | 0                 | 0            | 0          |
| GALICIA                     | 15                    | 0          | 15         | 11                              | 0                     | 4             | 0                 | 0            | 15         |
| A CORUÑA                    | 0                     | 0          | 0          | 0                               | 0                     | 0             | 0                 | 0            | 0          |
| LUGO                        | 3                     | 0          | 3          | 2                               | 0                     | 1             | 0                 | 0            | 3          |
| OURENSE                     | 4                     | 0          | 4          | 4                               | 0                     | 0             | 0                 | 0            | 4          |
| PONTEVEDRA                  | 8                     | 0          | 8          | 5                               | 0                     | 3             | 0                 | 0            | 8          |
| MADRID                      | 22                    | 0          | 22         | 1                               | 0                     | 21            | 0                 | 0            | 22         |
| MURCIA                      | 3                     | 0          | 3          | 2                               | 0                     | 1             | 0                 | 0            | 3          |
| NAVARRA                     | 1                     | 0          | 1          | 0                               | 0                     | 0             | 0                 | 1            | 1          |
| PAÍS VASCO                  | 22                    | 0          | 22         | 17                              | 0                     | 4             | 0                 | 1            | 22         |
| ARABA/ÁLAVA                 | 20                    | 0          | 20         | 17                              | 0                     | 3             | 0                 | 0            | 20         |
| GIPUZKOA                    | 0                     | 0          | 0          | 0                               | 0                     | 0             | 0                 | 0            | 0          |
| BIZKAIA                     | 2                     | 0          | 2          | 0                               | 0                     | 1             | 0                 | 1            | 2          |
| LA RIOJA                    | 11                    | 0          | 11         | 4                               | 0                     | 7             | 0                 | 0            | 11         |
| CEUTA                       | 2                     | 0          | 2          | 0                               | 0                     | 2             | 0                 | 0            | 2          |
| MELILLA                     | 0                     | 0          | 0          | 0                               | 0                     | 0             | 0                 | 0            | 0          |
| <b>TOTAL ESTADO</b>         | <b>406</b>            | <b>10</b>  | <b>416</b> | <b>278</b>                      | <b>0</b>              | <b>114</b>    | <b>1</b>          | <b>13</b>    | <b>406</b> |

**PRESTACIONES DEL REAL DECRETO 383/1984, DE 1 DE FEBRERO (LISMI)  
TOTAL REVISIONES DE OFICIO E INSTANCIA DE PARTE EFECTUADAS  
DATOS DE GESTIÓN CORRESPONDIENTES AL AÑO 2013 HASTA JUNIO**

| CC.AA.<br><br>Y/O<br><br>PROVINCIAS | REVISIONES EFECTUADAS    |                          |              |       | CAUSAS DE EXTINCIÓN DEL DERECHO |                         |                            |                                |                       |                           |               |                       |                  |       |
|-------------------------------------|--------------------------|--------------------------|--------------|-------|---------------------------------|-------------------------|----------------------------|--------------------------------|-----------------------|---------------------------|---------------|-----------------------|------------------|-------|
|                                     | Modifica.<br><br>Cuantía | Extinción<br><br>Derecho | Suspensión   |       | TOTAL                           | Recursos<br><br>Propios | Recursos<br><br>Familiares | Prestación<br><br>Incompatible | Ingreso<br><br>Centro | Pérdida<br><br>Residencia | Fallecimiento | Grado y<br><br>Baremo | Alta<br><br>S.S. | TOTAL |
|                                     |                          |                          | Act. Laboral | Otras |                                 |                         |                            |                                |                       |                           |               |                       |                  |       |
| ANDALUCÍA                           | 6                        | 355                      | 0            | 34    | 395                             | 148                     | 4                          | 77                             | 0                     | 0                         | 118           | 0                     | 8                | 355   |
| ALMERÍA                             | 0                        | 77                       | 0            | 1     | 78                              | 35                      | 0                          | 17                             | 0                     | 0                         | 23            | 0                     | 2                | 77    |
| CÁDIZ                               | 1                        | 29                       | 0            | 1     | 31                              | 3                       | 4                          | 11                             | 0                     | 0                         | 9             | 0                     | 2                | 29    |
| CÓRDOBA                             | 0                        | 25                       | 0            | 1     | 26                              | 4                       | 0                          | 8                              | 0                     | 0                         | 13            | 0                     | 0                | 25    |
| GRANADA                             | 0                        | 14                       | 0            | 0     | 14                              | 5                       | 0                          | 2                              | 0                     | 0                         | 7             | 0                     | 0                | 14    |
| HUELVA                              | 0                        | 10                       | 0            | 0     | 10                              | 3                       | 0                          | 1                              | 0                     | 0                         | 4             | 0                     | 2                | 10    |
| JAÉN                                | 0                        | 19                       | 0            | 0     | 19                              | 7                       | 0                          | 5                              | 0                     | 0                         | 5             | 0                     | 2                | 19    |
| MÁLAGA                              | 4                        | 154                      | 0            | 31    | 189                             | 84                      | 0                          | 24                             | 0                     | 0                         | 46            | 0                     | 0                | 154   |
| SEVILLA                             | 1                        | 27                       | 0            | 0     | 28                              | 7                       | 0                          | 9                              | 0                     | 0                         | 11            | 0                     | 0                | 27    |
| ARAGÓN                              | 0                        | 5                        | 0            | 0     | 5                               | 0                       | 0                          | 2                              | 0                     | 0                         | 3             | 0                     | 0                | 5     |
| HUESCA                              | 0                        | 3                        | 0            | 0     | 3                               | 0                       | 0                          | 1                              | 0                     | 0                         | 2             | 0                     | 0                | 3     |
| TERUEL                              | 0                        | 2                        | 0            | 0     | 2                               | 0                       | 0                          | 1                              | 0                     | 0                         | 1             | 0                     | 0                | 2     |
| ZARAGOZA                            | 0                        | 0                        | 0            | 0     | 0                               | 0                       | 0                          | 0                              | 0                     | 0                         | 0             | 0                     | 0                | 0     |
| ASTURIAS                            | 0                        | 62                       | 0            | 0     | 62                              | 1                       | 2                          | 37                             | 0                     | 0                         | 21            | 1                     | 0                | 62    |
| ILLES BALEARS                       | 0                        | 16                       | 0            | 1     | 17                              | 1                       | 0                          | 8                              | 0                     | 0                         | 7             | 0                     | 0                | 16    |
| CANARIAS                            | 0                        | 12                       | 0            | 1     | 13                              | 0                       | 0                          | 9                              | 0                     | 0                         | 3             | 0                     | 0                | 12    |
| LAS PALMAS                          | 0                        | 2                        | 0            | 0     | 2                               | 0                       | 0                          | 2                              | 0                     | 0                         | 0             | 0                     | 0                | 2     |
| S.C. TENERIFE                       | 0                        | 10                       | 0            | 1     | 11                              | 0                       | 0                          | 7                              | 0                     | 0                         | 3             | 0                     | 0                | 10    |
| CANTABRIA                           | 0                        | 20                       | 0            | 0     | 20                              | 2                       | 0                          | 11                             | 1                     | 0                         | 6             | 0                     | 0                | 20    |
| CASTILLA Y LEÓN                     | 1                        | 493                      | 0            | 6     | 500                             | 101                     | 0                          | 267                            | 1                     | 2                         | 114           | 6                     | 2                | 493   |
| ÁVILA                               | 0                        | 9                        | 0            | 0     | 9                               | 1                       | 0                          | 3                              | 0                     | 0                         | 4             | 0                     | 1                | 9     |
| BURGOS                              | 0                        | 21                       | 0            | 0     | 21                              | 4                       | 0                          | 6                              | 1                     | 0                         | 9             | 0                     | 1                | 21    |
| LEÓN                                | 0                        | 35                       | 0            | 0     | 35                              | 0                       | 0                          | 23                             | 0                     | 0                         | 12            | 0                     | 0                | 35    |
| PALENCIA                            | 0                        | 13                       | 0            | 0     | 13                              | 8                       | 0                          | 0                              | 0                     | 0                         | 5             | 0                     | 0                | 13    |
| SALAMANCA                           | 0                        | 219                      | 0            | 0     | 219                             | 0                       | 0                          | 193                            | 0                     | 1                         | 25            | 0                     | 0                | 219   |
| SEGOVIA                             | 0                        | 4                        | 0            | 0     | 4                               | 0                       | 0                          | 0                              | 0                     | 0                         | 4             | 0                     | 0                | 4     |
| SORIA                               | 0                        | 12                       | 0            | 0     | 12                              | 0                       | 0                          | 5                              | 0                     | 0                         | 7             | 0                     | 0                | 12    |
| VALLADOLID                          | 1                        | 166                      | 0            | 6     | 173                             | 81                      | 0                          | 37                             | 0                     | 1                         | 41            | 6                     | 0                | 166   |
| ZAMORA                              | 0                        | 14                       | 0            | 0     | 14                              | 7                       | 0                          | 0                              | 0                     | 0                         | 7             | 0                     | 0                | 14    |
| CASTILLA-LA MANCHA                  | 0                        | 90                       | 0            | 0     | 90                              | 4                       | 0                          | 60                             | 0                     | 0                         | 24            | 0                     | 2                | 90    |
| ALBACETE                            | 0                        | 23                       | 0            | 0     | 23                              | 0                       | 0                          | 15                             | 0                     | 0                         | 7             | 0                     | 1                | 23    |
| CIUDAD REAL                         | 0                        | 36                       | 0            | 0     | 36                              | 0                       | 0                          | 32                             | 0                     | 0                         | 4             | 0                     | 0                | 36    |
| CUENCA                              | 0                        | 12                       | 0            | 0     | 12                              | 4                       | 0                          | 7                              | 0                     | 0                         | 1             | 0                     | 0                | 12    |
| GUADALAJARA                         | 0                        | 11                       | 0            | 0     | 11                              | 0                       | 0                          | 3                              | 0                     | 0                         | 7             | 0                     | 1                | 11    |
| TOLEDO                              | 0                        | 8                        | 0            | 0     | 8                               | 0                       | 0                          | 3                              | 0                     | 0                         | 5             | 0                     | 0                | 8     |

(Continúa al dorso)

| CC.AA.<br>Y/O<br>PROVINCIAS | REVISIONES EFECTUADAS |                      |                 |           | CAUSAS DE EXTINCIÓN DEL DERECHO |                     |                        |                            |                   |                       |               |                   |              |              |
|-----------------------------|-----------------------|----------------------|-----------------|-----------|---------------------------------|---------------------|------------------------|----------------------------|-------------------|-----------------------|---------------|-------------------|--------------|--------------|
|                             | Modifica.<br>Cuantía  | Extinción<br>Derecho | Suspensión SGIM |           | TOTAL                           | Recursos<br>Propios | Recursos<br>Familiares | Prestación<br>Incompatible | Ingreso<br>Centro | Pérdida<br>Residencia | Fallecimiento | Grado y<br>Baremo | Alta<br>S.S. | TOTAL        |
|                             |                       |                      | Act. Laboral    | Otras     |                                 |                     |                        |                            |                   |                       |               |                   |              |              |
| CATALUNYA                   | 0                     | 0                    | 0               | 0         | 0                               | 0                   | 0                      | 0                          | 0                 | 0                     | 0             | 0                 | 0            | 0            |
| BARCELONA                   | 0                     | 0                    | 0               | 0         | 0                               | 0                   | 0                      | 0                          | 0                 | 0                     | 0             | 0                 | 0            | 0            |
| GIRONA                      | 0                     | 0                    | 0               | 0         | 0                               | 0                   | 0                      | 0                          | 0                 | 0                     | 0             | 0                 | 0            | 0            |
| LLEIDA                      | 0                     | 0                    | 0               | 0         | 0                               | 0                   | 0                      | 0                          | 0                 | 0                     | 0             | 0                 | 0            | 0            |
| TARRAGONA                   | 0                     | 0                    | 0               | 0         | 0                               | 0                   | 0                      | 0                          | 0                 | 0                     | 0             | 0                 | 0            | 0            |
| COMUNIDAD VALENCIANA        | 0                     | 158                  | 1               | 0         | 159                             | 17                  | 0                      | 86                         | 0                 | 0                     | 55            | 0                 | 0            | 158          |
| ALICANTE                    | 0                     | 88                   | 1               | 0         | 89                              | 1                   | 0                      | 58                         | 0                 | 0                     | 29            | 0                 | 0            | 88           |
| CASTELLÓN                   | 0                     | 19                   | 0               | 0         | 19                              | 0                   | 0                      | 19                         | 0                 | 0                     | 0             | 0                 | 0            | 19           |
| VALENCIA                    | 0                     | 51                   | 0               | 0         | 51                              | 16                  | 0                      | 9                          | 0                 | 0                     | 26            | 0                 | 0            | 51           |
| EXTREMADURA                 | 0                     | 108                  | 0               | 3         | 111                             | 8                   | 0                      | 66                         | 0                 | 0                     | 34            | 0                 | 0            | 108          |
| BADAJOS                     | 0                     | 52                   | 0               | 3         | 55                              | 5                   | 0                      | 23                         | 0                 | 0                     | 24            | 0                 | 0            | 52           |
| CÁCERES                     | 0                     | 56                   | 0               | 0         | 56                              | 3                   | 0                      | 43                         | 0                 | 0                     | 10            | 0                 | 0            | 56           |
| GALICIA                     | 0                     | 45                   | 0               | 0         | 45                              | 1                   | 0                      | 24                         | 0                 | 0                     | 20            | 0                 | 0            | 45           |
| A CORUÑA                    | 0                     | 0                    | 0               | 0         | 0                               | 0                   | 0                      | 0                          | 0                 | 0                     | 0             | 0                 | 0            | 0            |
| LUGO                        | 0                     | 9                    | 0               | 0         | 9                               | 1                   | 0                      | 4                          | 0                 | 0                     | 4             | 0                 | 0            | 9            |
| OURENSE                     | 0                     | 9                    | 0               | 0         | 9                               | 0                   | 0                      | 6                          | 0                 | 0                     | 3             | 0                 | 0            | 9            |
| PONTEVEDRA                  | 0                     | 27                   | 0               | 0         | 27                              | 0                   | 0                      | 14                         | 0                 | 0                     | 13            | 0                 | 0            | 27           |
| MADRID                      | 0                     | 90                   | 0               | 0         | 90                              | 1                   | 0                      | 29                         | 0                 | 0                     | 60            | 0                 | 0            | 90           |
| MURCIA                      | 18                    | 190                  | 0               | 3         | 211                             | 2                   | 0                      | 116                        | 0                 | 0                     | 72            | 0                 | 0            | 190          |
| NAVARRA                     | 0                     | 11                   | 2               | 0         | 13                              | 3                   | 0                      | 5                          | 0                 | 0                     | 2             | 0                 | 1            | 11           |
| PAÍS VASCO                  | 0                     | 42                   | 0               | 0         | 42                              | 1                   | 0                      | 25                         | 0                 | 2                     | 13            | 0                 | 1            | 42           |
| ARABA/ÁLAVA                 | 0                     | 30                   | 0               | 0         | 30                              | 1                   | 0                      | 19                         | 0                 | 2                     | 8             | 0                 | 0            | 30           |
| GIPUZKOA                    | 0                     | 0                    | 0               | 0         | 0                               | 0                   | 0                      | 0                          | 0                 | 0                     | 0             | 0                 | 0            | 0            |
| BIZKAIA                     | 0                     | 12                   | 0               | 0         | 12                              | 0                   | 0                      | 6                          | 0                 | 0                     | 5             | 0                 | 1            | 12           |
| LA RIOJA                    | 0                     | 23                   | 0               | 0         | 23                              | 5                   | 0                      | 9                          | 0                 | 0                     | 9             | 0                 | 0            | 23           |
| CEUTA                       | 0                     | 7                    | 0               | 0         | 7                               | 1                   | 0                      | 2                          | 0                 | 0                     | 4             | 0                 | 0            | 7            |
| MELILLA                     | 4                     | 24                   | 0               | 9         | 37                              | 4                   | 6                      | 4                          | 0                 | 0                     | 10            | 0                 | 0            | 24           |
| <b>TOTAL ESTADO</b>         | <b>29</b>             | <b>1.751</b>         | <b>3</b>        | <b>57</b> | <b>1.840</b>                    | <b>300</b>          | <b>12</b>              | <b>837</b>                 | <b>2</b>          | <b>4</b>              | <b>575</b>    | <b>7</b>          | <b>14</b>    | <b>1.751</b> |

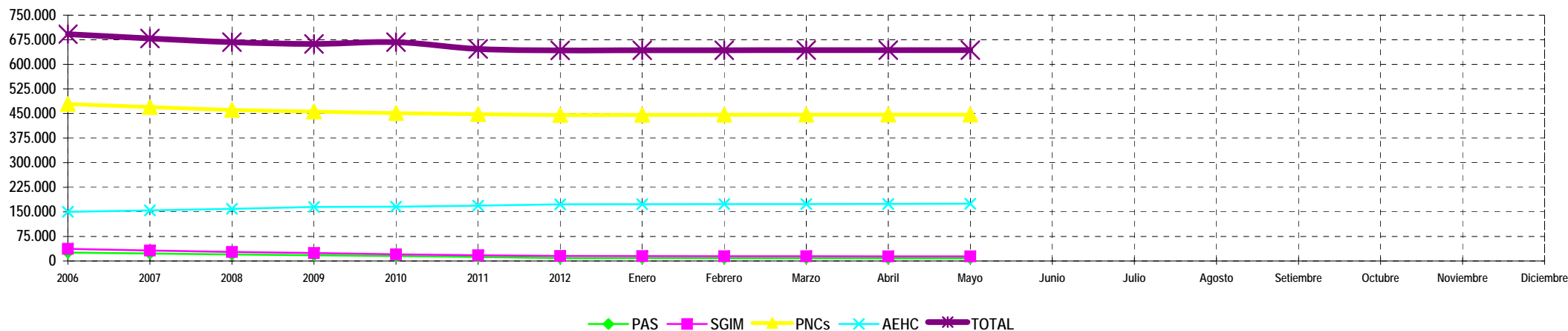
3

SITUACIÓN PRESTACIONES DE NATURALEZA NO CONTRIBUTIVA

## SITUACIÓN DE LAS PRESTACIONES DE NATURALEZA NO CONTRIBUTIVA (PNNC)

|      | PNNC DE JUBILACIÓN / VEJEZ |        |         |         | PNNC DE INVALIDEZ / ENFERMEDAD |       |         |         |         | TOTAL PNNC |        |         |         |         |
|------|----------------------------|--------|---------|---------|--------------------------------|-------|---------|---------|---------|------------|--------|---------|---------|---------|
|      | PAS                        | SGIM   | PNC     | TOTAL   | PAS                            | SGIM  | PNC     | AEHC    | TOTAL   | PAS        | SGIM   | PNCs    | AEHC    | TOTAL   |
| 2006 | 4.954                      | 27.007 | 274.266 | 306.227 | 21.012                         | 9.993 | 204.373 | 150.154 | 385.532 | 25.966     | 37.000 | 478.639 | 150.154 | 691.759 |
| 2007 | 4.041                      | 23.680 | 267.702 | 295.423 | 18.743                         | 8.333 | 201.751 | 154.429 | 383.256 | 22.784     | 32.013 | 469.453 | 154.429 | 678.679 |
| 2008 | 3.285                      | 20.828 | 262.960 | 287.073 | 16.526                         | 6.921 | 197.884 | 159.245 | 380.576 | 19.811     | 27.749 | 460.844 | 159.245 | 667.649 |
| 2009 | 2.711                      | 18.314 | 258.873 | 287.073 | 14.719                         | 5.896 | 196.782 | 164.810 | 382.207 | 17.430     | 24.210 | 455.655 | 164.810 | 662.105 |
| 2010 | 2.288                      | 15.517 | 254.989 | 272.794 | 12.837                         | 4.992 | 195.962 | 165.531 | 379.322 | 15.125     | 20.509 | 450.951 | 165.531 | 667.649 |
| 2011 | 1.911                      | 13.389 | 253.259 | 268.559 | 10.287                         | 4.219 | 194.704 | 168.999 | 378.209 | 12.198     | 17.608 | 447.963 | 168.999 | 646.768 |
| 2012 | 1.532                      | 11.508 | 250.382 | 263.422 | 7.671                          | 3.566 | 194.896 | 172.762 | 378.895 | 9.203      | 15.074 | 445.278 | 172.762 | 642.317 |

| 2013      |       |        |         |         |       |       |         |         |         |       |        |         |         |         |  |
|-----------|-------|--------|---------|---------|-------|-------|---------|---------|---------|-------|--------|---------|---------|---------|--|
|           | PAS   | SGIM   | PNC     | TOTAL   | PAS   | SGIM  | PNC     | AEHC    | TOTAL   | PAS   | SGIM   | PNCs    | AEHC    | TOTAL   |  |
| Enero     | 1.499 | 11.372 | 251.251 | 264.122 | 7.492 | 3.471 | 194.274 | 173.363 | 378.600 | 8.991 | 14.843 | 445.525 | 173.363 | 642.722 |  |
| Febrero   | 1.457 | 11.186 | 250.913 | 263.556 | 7.312 | 3.459 | 195.041 | 173.579 | 379.391 | 8.769 | 14.645 | 445.954 | 173.579 | 642.947 |  |
| Marzo     | 1.438 | 11.041 | 251.204 | 263.683 | 7.176 | 3.475 | 195.289 | 173.650 | 379.590 | 8.614 | 14.516 | 446.493 | 173.650 | 643.273 |  |
| Abril     | 1.423 | 10.879 | 251.147 | 263.449 | 7.072 | 3.417 | 195.290 | 174.098 | 379.877 | 8.495 | 14.296 | 446.437 | 174.098 | 643.326 |  |
| Mayo      | 1.407 | 10.687 | 251.165 | 263.259 | 6.961 | 3.323 | 195.176 | 174.525 | 379.985 | 8.368 | 14.010 | 446.341 | 174.525 | 643.244 |  |
| Junio     |       |        |         |         |       |       |         |         |         |       |        |         |         |         |  |
| Julio     |       |        |         |         |       |       |         |         |         |       |        |         |         |         |  |
| Agosto    |       |        |         |         |       |       |         |         |         |       |        |         |         |         |  |
| Setiembre |       |        |         |         |       |       |         |         |         |       |        |         |         |         |  |
| Octubre   |       |        |         |         |       |       |         |         |         |       |        |         |         |         |  |
| Noviembre |       |        |         |         |       |       |         |         |         |       |        |         |         |         |  |
| Diciembre |       |        |         |         |       |       |         |         |         |       |        |         |         |         |  |



NOTA: Conforme se disponga de la totalidad de los datos mensuales, se procederá a la actualización del respectivo mes.