



GOBIERNO
DE ESPAÑA

MINISTERIO
DE SANIDAD
Y POLÍTICA SOCIAL

SECRETARÍA GENERAL
DE POLÍTICA SOCIAL



AÑO 2009

PENSIONES NO CONTRIBUTIVAS DE LA SEGURIDAD SOCIAL PRESTACIONES SOCIALES Y ECONÓMICAS DE LA LISMI

INFORME DEL SEGUIMIENTO Y EVOLUCIÓN DE LA GESTIÓN

MES DE MARZO

Í N D I C E

Página

1 PENSIONES NO CONTRIBUTIVAS DE LA SEGURIDAD SOCIAL (PNCs)

INFORME:

| | | |
|-----|--|---|
| 1.1 | Introducción..... | 1 |
| 1.2 | Situación y evolución de las pensiones e importes de las nóminas | 1 |
| 1.3 | Situación y evolución de la gestión en trámite inicial..... | 3 |
| 1.4 | Seguimiento y control de pensionistas: Revisiones de Oficio e Instancia de parte | 9 |

ANEXOS:

| | | |
|-----|--|-------|
| 1.a | Situación y evolución de las pensiones e importes de las nóminas | 1-8 |
| 1.b | PNC de jubilación: Datos de la gestión mensual y anual | 9-17 |
| 1.c | PNC de invalidez: Datos de la gestión mensual y anual | 18-26 |
| 1.d | PNCs de la Seguridad Social: Datos de la gestión mensual y anual..... | 27-35 |
| 1.e | PNC de jubilación e invalidez: Coeficientes de la gestión mensual..... | 36-38 |
| 1.f | Reclamaciones previas a la vía jurisdiccional social: Datos de la gestión mensual y anual..... | 39-42 |
| 1.g | Revisiones de Oficio e Instancia de parte: Datos de la gestión mensual y anual..... | 43-54 |

2 PRESTACIONES SOCIALES Y ECONÓMICAS DE LA LISMI

INFORME:

| | | |
|-----|--|---|
| 2.1 | Introducción..... | 1 |
| 2.2 | Situación y evolución de los beneficiarios, número de prestaciones e importes de las nóminas | 1 |
| 2.3 | Situación y evolución de la gestión en trámite inicial..... | 3 |
| 2.4 | Seguimiento de la gestión derivada de las revisiones de oficio e instancia de parte..... | 3 |

ANEXOS:

| | | |
|-----|--|-------|
| 2.a | Evolución y situación de los beneficiarios/prestaciones e importes de las nóminas..... | 55-57 |
| 2.b | Prestaciones de la LISMI: Datos de la gestión mensual y anual | 58-61 |
| 2.c | Revisiones de Oficio e Instancia de parte: Datos de la gestión mensual y anual..... | 62-81 |

3 SITUACIÓN PRESTACIONES DE NATURALEZA NO CONTRIBUTIVA (PNNC)

ANEXOS:

| | | |
|-----|---|----|
| 3.a | Situación de las Prestaciones de Naturaleza no Contributiva | 82 |
|-----|---|----|

4 COMPLEMENTO POR ALQUILER PNC DEL AÑO 2008

INFORME:

| | | |
|-----|--|-----|
| 4.1 | Introducción..... | 1 |
| 4.2 | Pago del complemento por alquiler para el año 2008 a los titulares de PNC | 2 |
| 4.3 | Gestión de las solicitudes del complemento por alquiler para el año 2008 a los titulares de PNC..... | 3-4 |

ANEXOS:

| | | |
|-----|--|-------|
| 4.a | Datos sobre beneficiarios y pago del complemento | 84-85 |
| 4.b | Datos de gestión | 86-91 |

1

PENSIONES NO CONTRIBUTIVAS DE LA SEGURIDAD SOCIAL

INFORME DEL SEGUIMIENTO Y EVOLUCIÓN DE LA GESTIÓN DE PNC

1.1 INTRODUCCIÓN

Los datos sobre la gestión y el pago de la nómina de las Pensiones no Contributivas de la Seguridad Social de jubilación e invalidez (PNC) parten de la información facilitada por los distintos órganos gestores de las Comunidades Autónomas y Direcciones Territoriales del IMSERSO y se articula, dentro de cada uno de los aspectos objeto de seguimiento y evaluación, como se detalla a continuación:

- Datos de gestión y de la nómina mensual.
- Datos de gestión y de la nómina del año 2009, comprendiendo la realizada hasta el mes de referencia.
- Datos sobre la nómina de pago y número de beneficiarios desde el año 2002.

La información presentada hace referencia a los siguientes aspectos:

- Nóminas: situación y evolución de los pensionistas e importes de las mismas.
- Gestión en trámite inicial: recoge la situación y evolución de la gestión para cada tipo de pensión, en función de distintos parámetros tales como el movimiento de solicitudes, resoluciones, causas de denegación o coeficientes de gestión entre otros.
- Seguimiento y control de pensionistas, con especial incidencia en las revisiones de oficio e instancia de parte efectuadas por los órganos gestores competentes.

Conforme a las distintas modalidades de gestión resultantes de lo establecido en la Disposición Adicional decimoctava del Real Decreto Legislativo 1/1994, de 20 de junio, por el que se aprueba el Texto Refundido de la Ley General de la Seguridad Social, la gestión de estas pensiones es llevada a cabo por las Direcciones Territoriales del IMSERSO en las Ciudades Autónomas de Ceuta y Melilla, y por los órganos correspondientes de cada una de las Comunidades Autónomas que conforman el Estado español.

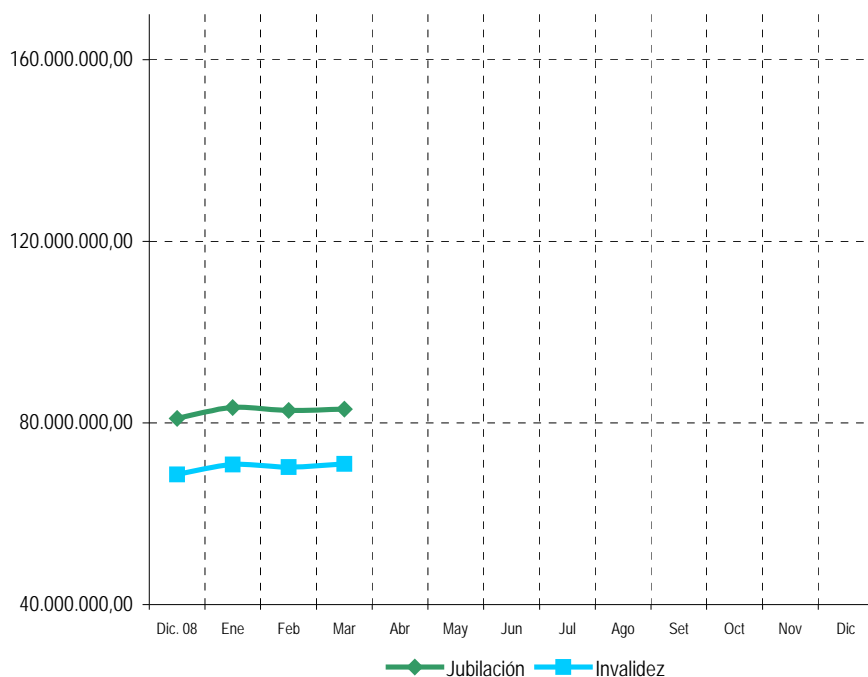
1.2 EVOLUCIÓN Y SITUACIÓN DE LAS PENSIONES E IMPORTES DE LAS NÓMINAS

Conforme a la información facilitada por la Gerencia de Informática de la Seguridad Social y por los órganos gestores competentes en las Comunidades Autónomas de Navarra y el País Vasco, el número total de pensiones no contributivas en la nómina de marzo de 2009 en todo el Estado español ha alcanzado la cantidad de 459.836 un 0,08% menos que en el mes anterior.

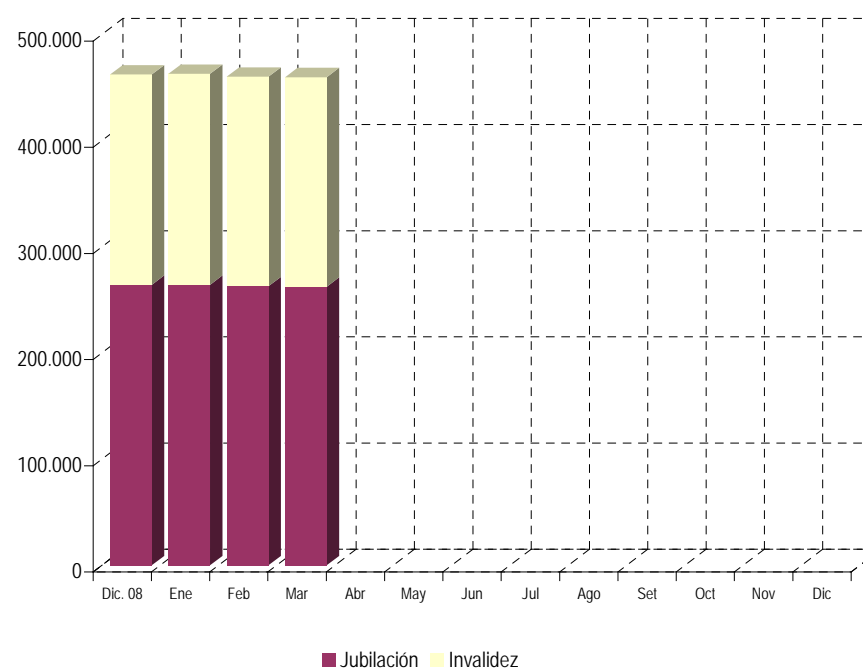
En el cuadro y gráficos siguientes se recogen los datos básicos de la nómina de marzo de 2009:

| NÓMINA DE MARZO 2009 | PNC DE JUBILACIÓN | | PNC DE INVALIDEZ | | TOTAL PNCs | |
|----------------------|-------------------|--------|------------------|--------|----------------|---------|
| NÚMERO DE PENSIONES | 262.380 | 57,06% | 197.456 | 42,94% | 459.836 | 100,00% |
| IMPORTES | 83.017.863,13 | 53,89% | 71.037.753,78 | 46,11% | 154.055.616,91 | 100,00% |

Evolución importe nóminas mensuales



Evolución número pensionistas



La Ley 2/2008, de 23 de diciembre, de Presupuestos Generales del Estado para el año 2009 y en aplicación de lo establecido en su apartado cinco de la disposición adicional duodécima, el Real Decreto 2127/2008, de 26 de diciembre sobre revalorización de las pensiones del sistema de la Seguridad Social y de otras prestaciones públicas para el ejercicio 2009 fija la cuantía anual para dicho año de la pensión no contributiva, quedando establecida su importe mensual en 336,33 euros, lo que ha supuesto un porcentaje de revalorización del 2,4 %, en el que se incluye la desviación del 0,4 % entre IPC previsto y el real producido para el periodo noviembre 2007- noviembre 2008.

El importe bruto de la nómina de marzo de 2009 ha ascendido a 154.055.616,91 euros. El importe medio abonado a cada pensionista ha quedado establecido para la PNC de invalidez en 359,76 euros y en jubilación en 316,40 euros, superior el de la PNC de invalidez al de jubilación, entre otras razones porque además de que al menos 33.880 de sus beneficiarios perciben el complemento del 50% por necesidad de otra persona, el montante a percibir en nómina por atrasos es mayor al ser más compleja la gestión y, por ende, el plazo de resolución.

Conforme a la información contenida en el Fichero Técnico de PNC constituido en la Dirección General del IMSERSO, el perfil del pensionista de PNC de jubilación, es predominantemente el de mujer española casada con una edad comprendida entre los 70 y 79 años, y conviviendo en una unidad familiar formada por dos y tres miembros. En cuanto al pensionista de PNC de invalidez es posible reseñar que es un nacional español, que convive en una unidad económica integrada por tres y cuatro personas y que acredita un grado de minusvalía valorado entre el 65 y el 74%, si bien atendiendo a su edad y sexo es posible distinguir que el pensionista tipo es un hombre soltero hasta los 39 años que se encuentra afectado por una discapacidad de tipo psíquico y una mujer casada a partir de los 45, que presenta discapacidades de tipo psíquico.

1.3 SITUACIÓN Y EVOLUCIÓN DE LA GESTIÓN EN TRÁMITE INICIAL

| DATOS BÁSICOS DE LA GESTIÓN ESTATAL DE LAS PNCs | | | | | | | | | | | | |
|---|-------------------|-----------|-----------|--------------|------------------|-----------|-----------|--------------|-------------|-----------|-----------|--------------|
| Año 2009 | PNC DE JUBILACIÓN | | | | PNC DE INVALIDEZ | | | | TOTAL PNCs | | | |
| | Solicitadas | Resueltas | Aprobadas | Pendte. Real | Solicitadas | Resueltas | Aprobadas | Pendte. Real | Solicitadas | Resueltas | Aprobadas | Pendte. Real |
| Media 2008 | 2.276 | 2.280 | 1.380 | 5.468 | 2.401 | 2.304 | 1.201 | 12.692 | 4.676 | 4.584 | 2.582 | 18.160 |
| Enero | 2.048 | 1.688 | 971 | 5.828 | 2.254 | 1.894 | 876 | 13.052 | 4.302 | 3.582 | 1.847 | 18.880 |
| Febrero | 2.506 | 2.566 | 1.634 | 5.768 | 2.558 | 2.602 | 1.328 | 13.008 | 5.064 | 5.168 | 2.962 | 18.776 |
| Marzo | 2.658 | 2.261 | 1.399 | 6.165 | 2.816 | 2.424 | 1.281 | 13.400 | 5.474 | 4.685 | 2.680 | 19.565 |
| Abril | | | | | | | | | | | | |
| Mayo | | | | | | | | | | | | |
| Junio | | | | | | | | | | | | |
| Julio | | | | | | | | | | | | |
| Agosto | | | | | | | | | | | | |
| Setiembre | | | | | | | | | | | | |
| Octubre | | | | | | | | | | | | |
| Noviembre | | | | | | | | | | | | |
| Diciembre | | | | | | | | | | | | |
| Total Año | 7.212 | 6.515 | 4.004 | 6.165 | 7.628 | 6.920 | 3.485 | 13.400 | 14.840 | 13.435 | 7.489 | 19.565 |
| Media 2009 | 2.404 | 2.172 | 1.335 | | 2.543 | 2.307 | 1.162 | | 4.947 | 4.478 | 2.496 | |

El seguimiento de la gestión de las PNC contempla aquellos aspectos que se corresponden con la situación en trámite inicial de la solicitud de pensión no contributiva de jubilación o invalidez. El análisis parte de los datos básicos facilitados por los distintos órganos gestores correspondientes al mes de marzo, relativos a la entrada de solicitudes, resolución y reconocimiento del derecho a pensión, cuyas cifras, a nivel de Estado, se ofrecen en el cuadro anterior. La información que contiene se ha estructurado en secuencia mensual a efectos de poder seguir la evolución de estos trámites de la gestión a lo largo del año 2009, permitiendo así su contraste con las cifras medias anuales de cada uno de los aspectos que se analizan.

Analizando de un modo específico cada uno de los aspectos de la gestión, para el mes de marzo se obtienen los siguientes resultados:

- Se han presentado un total de 5.474 solicitudes, de las que el 51,44% corresponde a PNC de invalidez. El análisis comparativo respecto al número de solicitudes presentadas en el mismo mes del año anterior nos muestra un aumento global del 11,74%, que en invalidez alcanza el 12,37%. Así mismo, si los datos de este mes se comparan con el promedio de solicitudes presentadas en el año se registra un incremento del 10,65%, que se manifiesta en ambos tipos de pensión, en proporciones análogas.

| SOLICITUDES PRESENTADAS | | | | | | |
|-------------------------|------------|---------|--------------|---------------------|---------------|-------------------|
| TIPO PNC | MARZO 2009 | | MENSUAL 2009 | | PROMEDIO 2009 | |
| | | | NUMERO | MARZO 09 / MARZO 08 | NUMERO | MARZO 09 / AÑO 09 |
| JUBILACIÓN | 2.658 | 48,56% | 2.393 | 11,07% | 2.404 | 10,57% |
| INVALIDEZ | 2.816 | 51,44% | 2.506 | 12,37% | 2.543 | 10,74% |
| TOTAL | 5.474 | 100,00% | 4.899 | 11,74% | 4.947 | 10,65% |

- Del total de 4.685 solicitudes resueltas, el 51,74 % lo han sido de PNC de invalidez, porcentaje de participación que es ligeramente superior al de la entrada de solicitudes (51,44%). La comparación con el número de solicitudes resueltas en el mismo mes del año anterior pone de manifiesto una disminución global del 0,51%, que sólo se registra en invalidez. Asimismo, si los datos de este mes se comparan con el promedio de solicitudes resueltas en el año se registra un incremento del 4,60%, que si bien se manifiesta en ambos tipos de pensión, en invalidez se sitúa en el 5,07%.

| SOLICITUDES RESUELTAS | | | | | | |
|-----------------------|--------------|---------|--------------|-------------------------|---------------|---------------------|
| TIPO PNC | FEBRERO 2009 | | MENSUAL 2008 | | PROMEDIO 2009 | |
| | | | NUMERO | FEBRERO 09 / FEBRERO 08 | NUMERO | FEBRERO 09 / AÑO 09 |
| JUBILACIÓN | 2.261 | 48,26% | 2.261 | 0,00% | 2.172 | 4,10% |
| INVALIDEZ | 2.424 | 51,74% | 2.448 | -0,98% | 2.307 | 5,07% |
| TOTAL | 4.685 | 100,00% | 4.709 | -0,51% | 4.479 | 4,60% |

- De las 2.680 solicitudes aprobadas en el mes, el 52,20% ha correspondido a la PNC de jubilación. Si se compara con el número de solicitudes aprobadas en el mismo mes del ejercicio 2008, se constata un aumento global del 0,22 %, que en invalidez alcanza el 1,34%, si bien en jubilación hay una disminución del 0,78%. Si la relación se efectúa con el promedio de solicitudes aprobadas en el año, se produce igualmente un incremento global del 7,33%, que es más elevado en invalidez, con un 10,24%.

| SOLICITUDES APROBADAS | | | | | | |
|-----------------------|---------------|---------|--------------|---------------------|---------------|-------------------|
| TIPO PNC | MARZO 2009 | | MENSUAL 2008 | | PROMEDIO 2009 | |
| | NUMERO | | NUMERO | MARZO 09 / MARZO 08 | NUMERO | MARZO 09 / AÑO 09 |
| JUBILACIÓN | 1.399 | 52,20% | 1.410 | -0,78% | 1.335 | 4,79% |
| INVALIDEZ | 1.281 | 47,80% | 1.264 | 1,34% | 1.162 | 10,24% |
| TOTAL | 2.680 | 100,00% | 2.674 | 0,22% | 2.497 | 7,33% |

- El número de solicitudes pendientes de resolución al finalizar el mes de marzo ha experimentado en su conjunto un aumento global del 4,20% respecto a los pendientes en gestión habidos finalmente en el mes anterior, que si bien se produce en ambos tipos de pensión es superior en jubilación que alcanza la cifra de 6,88%.

| SOLICITUDES PENDIENTES | | | | | | |
|------------------------|-----------------|---------|---------------|---------|-------------|------------|
| TIPO PNC | FEBRERO 2009 | | MARZO 2009 | | DIFERENCIAS | |
| | NUMERO | | NUMERO | | ABSOLUTA | PORCENTUAL |
| JUBILACIÓN | 5.768 | 30,72% | 6.165 | 31,51% | 397 | 6,88% |
| INVALIDEZ | 13.008 | 69,28% | 13.400 | 68,49% | 392 | 3,01% |
| TOTAL | 18.776 | 100,00% | 19.565 | 100,00% | 789 | 4,20% |

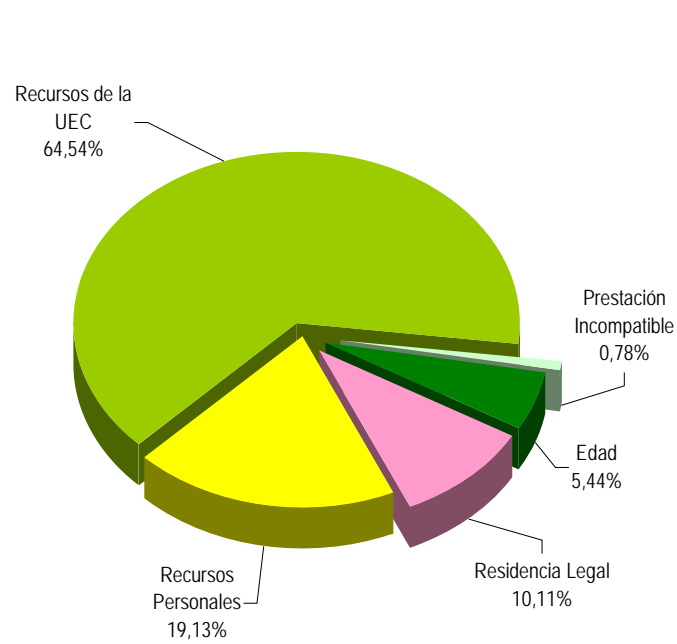
- Los aspectos de la gestión analizados en los puntos anteriores se reflejan en los indicadores de seguimiento que se incluyen en el siguiente cuadro.

| COEFICIENTES DE COBERTURA, RECONOCIMIENTO Y GESTIÓN | | | | | | |
|---|-------------------|----------------|----------------|------------------|----------------|----------------|
| Año 2009 | PNC DE JUBILACIÓN | | | PNC DE INVALIDEZ | | |
| | Cobertura | Reconocimiento | Gestión (días) | Cobertura | Reconocimiento | Gestión (días) |
| Enero | 82,42% | 57,52% | 85 | 84,03% | 46,25% | 174 |
| Febrero | 102,39% | 63,68% | 76 | 101,72% | 51,04% | 162 |
| Marzo | 85,06% | 61,88% | 77 | 86,08% | 52,85% | 158 |
| Abril | | | | | | |
| Mayo | | | | | | |
| Junio | | | | | | |
| Julio | | | | | | |
| Agosto | | | | | | |
| Setiembre | | | | | | |
| Octubre | | | | | | |
| Noviembre | | | | | | |
| Diciembre | | | | | | |

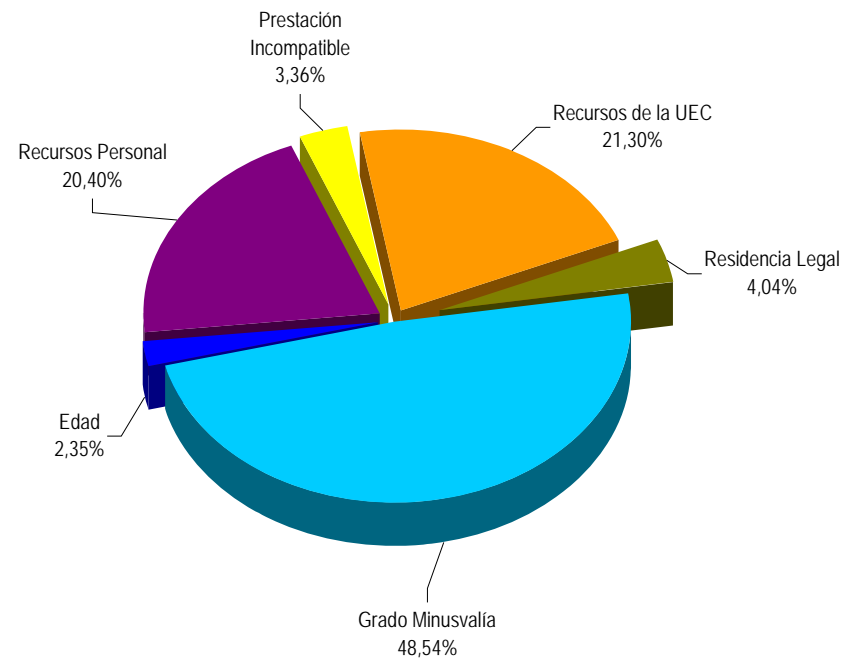
En esta línea cabe significar que durante el mes de marzo las resoluciones efectuadas en PNC de jubilación han cubierto el 85,06% del volumen de la entrada del mes, coeficiente que en invalidez ofrece una cifra algo superior, con un 86,08%. Atendiendo al número de solicitudes pendientes de resolución al finalizar el mes de marzo, cabe predecir que el tiempo medio de tramitación sería de 77 días en la PNC de jubilación y de 158 días en invalidez, lo que supone, en relación a los tiempos medios de tramitación de una solicitud en el mes anterior, un aumento de un día en jubilación y un descenso de cuatro en invalidez.

Por último, cabe resaltar, como es habitual desde el inicio de la gestión la mayor proporción de reconocimientos del derecho en la PNC de jubilación frente a invalidez dentro del conjunto de las solicitudes resueltas en cada tipo, dada la mayor selectividad de los requisitos necesarios para el acceso al derecho a PNC de invalidez. En este sentido, el coeficiente de reconocimiento en PNC de jubilación para este mes de marzo supera en nueve puntos al de invalidez.

- **Causas de denegación:** Las causas de denegación mensual en trámite inicial por tipos de pensión en su distribución porcentual han sido las siguientes:



Causas de Denegación PNC jubilación



Causas de Denegación PNC invalidez

- ✓ En la PNC de jubilación se han denegado 643 solicitudes, de las que 415 lo han sido por superar el límite de recursos económicos establecidos para la UEC.
- ✓ Para la PNC de invalidez, la causa de denegación más frecuente ha sido la de no acreditar el grado de minusvalía en 433 solicitudes, sobre el total de 895.
- **Reclamaciones:** Con la información facilitada por los distintos Órganos gestores, excepto los de las provincias de Álava y Guipúzcoa, se han presentado 684 reclamaciones, de las que el 67,25% corresponden a PNC de invalidez. El número de reclamaciones resueltas se ha situado en 714, de las que el 53,22% han sido desestimadas. El número de reclamaciones pendientes al finalizar el mes de marzo se sitúa en 2.866, un 1,04% menos que las existentes al comienzo del mes.

1.4 SEGUIMIENTO Y CONTROL DE PENSIONISTAS: REVISIONES DE OFICIO E INSTANCIA DE PARTE

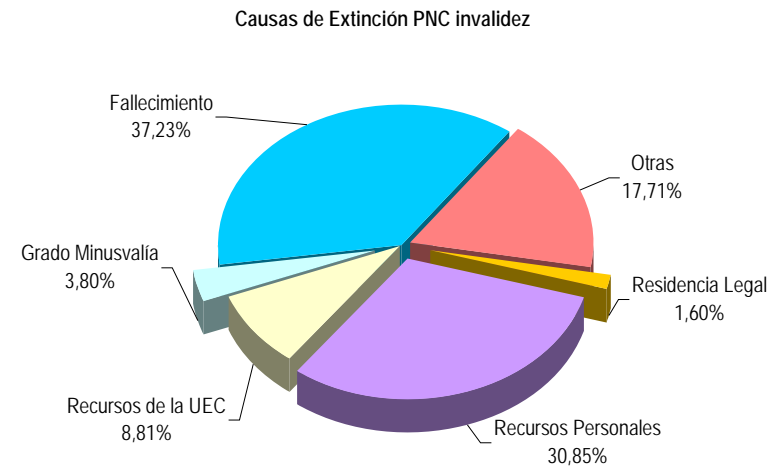
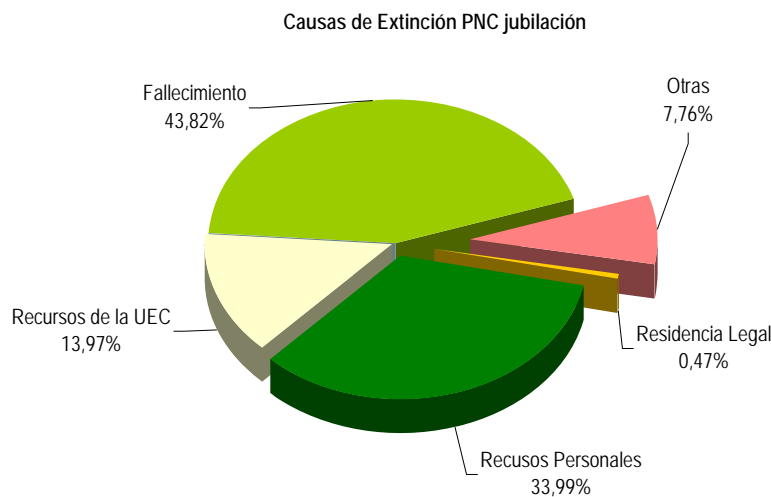
La revisión de oficio es iniciada por el órgano gestor cuando, como resultado de las medidas de control disponibles o implantadas, conoce cualquier dato o información que pueda producir o haya producido variación sobrevenida en los requisitos, y ello pueda dar lugar a la modificación de la cuantía, a la suspensión o a la extinción del derecho a la pensión, procediendo, en su caso, al abono de atrasos o a la reclamación de cantidades indebidamente percibidas. Por otro lado, las de instancia de parte, se inician cuando el interesado, en cumplimiento de sus obligaciones, comunica al órgano gestor cualquier variación sobrevenida en su situación que pudiera tener incidencia en el derecho o en la cuantía reconocida de la pensión, siendo sus efectos resultantes idénticos a los indicados para las revisiones de oficio.

El análisis parte de los datos básicos correspondientes al mes de marzo, relativos al volumen global de revisiones a efectuar en el mes, las efectuadas, y el detalle de las situaciones finales derivadas de dicho proceso, cuyas cifras se ofrecen en el cuadro siguiente.

| DATOS DE LA GESTIÓN ESTATAL DE LAS REVISIONES DE OFICIO E INSTANCIA DE PARTE PNCs | | | | | | | | | | | | | | | | | | |
|---|-------------------|-----------------------|--------------|------------|--------------|--------------|------------------|-----------------------|--------------|--------------|--------------|---------------|---------------|-----------------------|--------------|--------------|--------------|---------------|
| Año 2009 | PNC DE JUBILACIÓN | | | | | | PNC DE INVALIDEZ | | | | | | Total PNCs | | | | | |
| | Entrada | Revisiones Efectuadas | | | | | Entrada | Revisiones Efectuadas | | | | | Entrada | Revisiones Efectuadas | | | | |
| | | Sin Mod. | Con Mod. | Suspensión | Ext. Dho. | Total | | Sin Mod. | Con Mod. | Suspensión | Ext. Dho. | Total | | Sin Mod. | Con Mod. | Suspensión | Ext. Dho. | Total |
| Enero | 2.254 | 293 | 325 | 79 | 1.411 | 2.108 | 3.105 | 734 | 1.060 | 289 | 993 | 3.076 | 5.359 | 1.027 | 1.385 | 368 | 2.404 | 5.184 |
| Febrero | 3.230 | 352 | 725 | 92 | 2.210 | 3.379 | 4.032 | 824 | 1.666 | 361 | 1.356 | 4.207 | 7.262 | 1.176 | 2.391 | 453 | 3.566 | 7.586 |
| Marzo | 3.158 | 382 | 671 | 96 | 1.933 | 3.082 | 4.156 | 880 | 1.535 | 382 | 1.316 | 4.113 | 7.314 | 1.262 | 2.206 | 478 | 3.249 | 7.195 |
| Abril | | | | | | | | | | | | | | | | | | |
| Mayo | | | | | | | | | | | | | | | | | | |
| Junio | | | | | | | | | | | | | | | | | | |
| Julio | | | | | | | | | | | | | | | | | | |
| Agosto | | | | | | | | | | | | | | | | | | |
| Setiembre | | | | | | | | | | | | | | | | | | |
| Octubre | | | | | | | | | | | | | | | | | | |
| Noviembre | | | | | | | | | | | | | | | | | | |
| Diciembre | | | | | | | | | | | | | | | | | | |
| Total Año | 8.642 | 1.027 | 1.721 | 267 | 5.554 | 8.569 | 11.293 | 2.438 | 4.261 | 1.032 | 3.665 | 11.396 | 19.935 | 3.465 | 5.982 | 1.299 | 9.219 | 19.965 |
| Media mensual | 2.881 | 342 | 574 | 89 | 1.851 | 2.856 | 3.764 | 813 | 1.420 | 344 | 1.222 | 3.799 | 6.645 | 1.155 | 1.994 | 433 | 3.073 | 6.655 |

Analizando de modo específico cada uno de los aspectos señalados, para el mes de marzo se obtienen los siguientes resultados:

- ✓ Se han iniciado en el mes 7.314 revisiones, de las que el 56,82% lo son de PNC de invalidez y se ha emitido resolución sobre un total de 7.195 revisiones, de las que el 57,16% corresponden a PNC de invalidez.
- ✓ El 17,54% de las revisiones efectuadas no han supuesto variación alguna en el derecho y en la cuantía de la pensión no contributiva.
- ✓ En el 30,66% de las revisiones efectuadas se ha modificado la cuantía de la pensión, de las que el 69,58% corresponden a pensionistas de invalidez y en las que se han incluido 111 recuperaciones del derecho por el cese en actividad laboral, así como 230 declaraciones de compatibilidad en el percibo de la pensión de invalidez con los ingresos derivados de esa actividad conforme al artículo 147.2 de la Ley General de la Seguridad Social, introducido por la Ley 8/2005.
- ✓ El número total de suspensiones efectuadas se cifra en 478, el 6,64% del total de procedimientos de revisión sobre los que se ha dictado resolución. Del total de suspensiones, 145 vienen motivadas porque el pensionista de invalidez ha iniciado una actividad laboral, sin que proceda declarar la compatibilidad en el percibo de la pensión con los ingresos derivados de dicha actividad.



- ✓ Se ha extinguido el derecho a 3.249 pensionistas, de los que el 59,50% disfrutaban de PNC de jubilación. Los gráficos anteriores reflejan los distintos motivos de extinción en ambas prestaciones. Las causas de índole económica en su conjunto –personal más U.E.C.- se configuran globalmente como el primer motivo de extinción, que en jubilación alcanza el 47,96%, y en invalidez el 39,66%, preeminencia que se motiva en la posición que registran las extinciones motivadas en que el pensionista dispone de recursos suficientes. La primera causa de extinción del derecho en el total de PNC ha sido la del fallecimiento del pensionista, que en jubilación supone el 43,82% del total de causas de extinción.



ANEXOS PNC

1a NÚMERO DE PENSIONES E IMPORTES DE LAS NÓMINAS

| PENSIONES NO CONTRIBUTIVAS (PNCs) EVOLUCIÓN DE LAS NÓMINAS | | | | TOTAL ESTADO CON NAVARRA Y EL PAÍS VASCO | | |
|---|------------------|----------------|------------------|---|-----------|---------|
| AÑO/MENSUALIDAD | IMPORTES BRUTOS | | | NÚMERO DE PENSIONES POR TIPO | | |
| | JUBILACIÓN | INVALIDEZ | TOTAL | JUBILACIÓN | INVALIDEZ | TOTAL |
| AÑO 2002 | 960.591.776,46 | 817.289.555,72 | 1.777.881.332,18 | 279.432 | 206.815 | 486.247 |
| AÑO 2003 | 995.517.618,75 | 838.991.498,71 | 1.834.509.117,46 | 282.063 | 207.273 | 489.336 |
| AÑO 2004 | 1.018.808.143,43 | 859.701.119,41 | 1.878.509.262,84 | 280.338 | 206.953 | 487.291 |
| AÑO 2005 | 1.056.521.365,48 | 889.294.393,94 | 1.945.815.759,42 | 278.556 | 204.686 | 483.242 |
| AÑO 2006 | 1.082.941.167,54 | 918.806.461,89 | 2.001.747.629,43 | 274.266 | 204.373 | 478.639 |
| AÑO 2007 | 1.120.586.681,01 | 956.197.098,26 | 2.076.783.779,27 | 267.702 | 201.751 | 469.453 |
| AÑO 2008 (1) | 1.147.960.868,04 | 977.108.236,72 | 2.125.069.104,76 | 262.960 | 197.884 | 460.844 |
| AÑO 2009 | | | | | | |
| ENERO (2) | 83.396.494,70 | 70.895.787,53 | 154.292.282,23 | 264.182 | 198.831 | 463.013 |
| FEBRERO | 82.742.531,83 | 70.289.827,14 | 153.032.358,97 | 262.845 | 197.382 | 460.227 |
| MARZO | 83.017.863,13 | 71.037.753,78 | 154.055.616,91 | 262.380 | 197.456 | 459.836 |
| ABRIL | | | | | | |
| MAYO | | | | | | |
| JUNIO * | | | | | | |
| JULIO | | | | | | |
| AGOSTO | | | | | | |
| SETIEMBRE | | | | | | |
| OCTUBRE | | | | | | |
| NOVIEMBRE* | | | | | | |
| DICIEMBRE | | | | | | |
| TOTAL AÑO 2009 (3) | 250.446.730,66 | 213.346.847,45 | 463.793.578,11 | | | |

* Junto a la mensualidad se abona una paga extra.

1) En importes se incluye el abono del pago único por desviación IPC de 2008 excepto para las CC.AA. de Catalunya, País Vasco y Navarra.

2) En importes se incluye el abono de pago único por desviación IPC 2008 de las CC.AA. de Catalunya, Guipúzcoa, Vizcaya y Navarra

3) En importes se incluye el abono del complemento por alquiler del año 2008 excepto los de la provincia de Álava.

PENSIONES NO CONTRIBUTIVAS DE LA SEGURIDAD SOCIAL

PENSIONES E IMPORTE DE LA NÓMINA AÑO 2009

MARZO

| CC.AA. Y/O PROVINCIAS | PNC DE JUBILACIÓN | | | PNC DE INVALIDEZ | | | TOTAL JUBILACIÓN E INVALIDEZ | | |
|-----------------------------|------------------------|----------------------|---------------------|------------------------|----------------------|---------------------|------------------------------|----------------------|---------------------|
| | NÚMERO DE PENSIONES | IMPORTE BRUTO | PROMEDIO MENSUAL | NÚMERO DE PENSIONES | IMPORTE BRUTO | PROMEDIO MENSUAL | NÚMERO DE PENSIONES | IMPORTE BRUTO | PROMEDIO MENSUAL |
| ANDALUCÍA | 59.859 | 19.007.896,99 | 317,54 | 45.658 | 16.458.195,07 | 360,47 | 105.517 | 35.466.092,06 | 336,12 |
| ALMERÍA | 3.740 | 1.176.051,52 | 314,45 | 2.951 | 1.084.711,38 | 367,57 | 6.691 | 2.260.762,90 | 337,88 |
| CÁDIZ | 9.829 | 3.175.551,19 | 323,08 | 9.411 | 3.386.489,44 | 359,84 | 19.240 | 6.562.040,63 | 341,06 |
| CÓRDOBA | 5.729 | 1.794.795,20 | 313,28 | 4.044 | 1.470.319,01 | 363,58 | 9.773 | 3.265.114,21 | 334,10 |
| GRANADA | 4.978 | 1.549.725,76 | 311,31 | 4.550 | 1.664.795,23 | 365,89 | 9.528 | 3.214.520,99 | 337,38 |
| HUELVA | 3.749 | 1.196.520,58 | 319,16 | 3.304 | 1.161.792,05 | 351,63 | 7.053 | 2.358.312,63 | 334,37 |
| JAÉN | 4.662 | 1.477.193,97 | 316,86 | 2.818 | 1.011.823,28 | 359,06 | 7.480 | 2.489.017,25 | 332,76 |
| MÁLAGA | 12.983 | 4.141.587,02 | 319,00 | 8.963 | 3.094.977,47 | 345,31 | 21.946 | 7.236.564,49 | 329,74 |
| SEVILLA | 14.189 | 4.496.471,75 | 316,90 | 9.617 | 3.583.287,21 | 372,60 | 23.806 | 8.079.758,96 | 339,40 |
| ARAGÓN | 5.527 | 1.764.077,84 | 319,17 | 2.937 | 1.045.240,40 | 355,89 | 8.464 | 2.809.318,24 | 331,91 |
| HUESCA | 1.517 | 490.199,70 | 323,14 | 624 | 218.934,43 | 350,86 | 2.141 | 709.134,13 | 331,22 |
| TERUEL | 688 | 222.005,63 | 322,68 | 263 | 95.329,00 | 362,47 | 951 | 317.334,63 | 333,69 |
| ZARAGOZA | 3.322 | 1.051.872,51 | 316,64 | 2.050 | 730.976,97 | 356,57 | 5.372 | 1.782.849,48 | 331,88 |
| ASTURIAS | 5.291 | 1.678.447,89 | 317,23 | 4.932 | 1.772.654,08 | 359,42 | 10.223 | 3.451.101,97 | 337,58 |
| ILLES BALEARS | 4.200 | 1.345.444,98 | 320,34 | 3.477 | 1.274.434,81 | 366,53 | 7.677 | 2.619.879,79 | 341,26 |
| CANARIAS | 22.832 | 7.332.618,48 | 321,16 | 19.333 | 6.927.437,15 | 358,32 | 42.165 | 14.260.055,63 | 338,20 |
| LAS PALMAS | 8.430 | 2.696.438,40 | 319,86 | 6.908 | 2.446.225,39 | 354,11 | 15.338 | 5.142.663,79 | 335,29 |
| S.C. TENERIFE | 14.402 | 4.636.180,08 | 321,91 | 12.425 | 4.481.211,76 | 360,66 | 26.827 | 9.117.391,84 | 339,86 |
| CANTABRIA | 3.119 | 943.150,54 | 302,39 | 3.066 | 1.079.801,80 | 352,19 | 6.185 | 2.022.952,34 | 327,07 |
| CASTILLA Y LEÓN | 13.948 | 4.491.554,51 | 322,02 | 10.198 | 3.719.658,11 | 364,74 | 24.146 | 8.211.212,62 | 340,07 |
| ÁVILA | 1.312 | 422.363,05 | 321,92 | 797 | 297.318,96 | 373,05 | 2.109 | 719.682,01 | 341,24 |
| BURGOS | 1.395 | 461.092,38 | 330,53 | 1.199 | 452.498,50 | 377,40 | 2.594 | 913.590,88 | 352,19 |
| LEÓN | 2.548 | 796.762,32 | 312,70 | 2.502 | 910.901,22 | 364,07 | 5.050 | 1.707.663,54 | 338,15 |
| PALENCIA | 1.084 | 352.105,17 | 324,82 | 784 | 279.895,87 | 357,01 | 1.868 | 632.001,04 | 338,33 |
| SALAMANCA | 3.029 | 965.759,89 | 318,84 | 1.497 | 540.597,58 | 361,12 | 4.526 | 1.506.357,47 | 332,82 |
| SEGOVIA | 529 | 173.467,30 | 327,92 | 497 | 179.644,96 | 361,46 | 1.026 | 353.112,26 | 344,16 |
| SORIA | 365 | 121.571,98 | 333,07 | 188 | 71.565,31 | 380,67 | 553 | 193.137,29 | 349,25 |
| VALLADOLID | 2.139 | 695.534,75 | 325,17 | 1.752 | 633.370,16 | 361,51 | 3.891 | 1.328.904,91 | 341,53 |
| ZAMORA | 1.547 | 502.897,67 | 325,08 | 982 | 353.865,55 | 360,35 | 2.529 | 856.763,22 | 338,78 |
| CASTILLA-LA MANCHA | 12.347 | 3.927.339,98 | 318,08 | 9.132 | 3.335.882,71 | 365,30 | 21.479 | 7.263.222,69 | 338,15 |
| ALBACETE | 2.514 | 804.189,61 | 319,88 | 2.022 | 748.569,72 | 370,21 | 4.536 | 1.552.759,33 | 342,32 |
| CIUDAD REAL | 3.508 | 1.124.590,92 | 320,58 | 2.693 | 995.538,13 | 369,68 | 6.201 | 2.120.129,05 | 341,90 |
| CUENCA | 1.643 | 545.802,11 | 332,20 | 1.343 | 481.247,84 | 358,34 | 2.986 | 1.027.049,95 | 343,96 |
| GUADALAJARA | 597 | 195.424,61 | 327,34 | 565 | 222.387,85 | 393,61 | 1.162 | 417.812,46 | 359,56 |
| TOLEDO | 4.085 | 1.257.332,73 | 307,79 | 2.509 | 888.139,17 | 353,98 | 6.594 | 2.145.471,90 | 325,37 |

(Continúa al dorso)

| CC.AA. Y/O PROVINCIAS | PNC DE JUBILACIÓN | | | PNC DE INVALIDEZ | | | TOTAL JUBILACIÓN E INVALIDEZ | | |
|-----------------------------|------------------------|----------------------|---------------------|------------------------|----------------------|---------------------|------------------------------|-----------------------|---------------------|
| | NÚMERO DE PENSIONES | IMPORTE BRUTO | PROMEDIO MENSUAL | NÚMERO DE PENSIONES | IMPORTE BRUTO | PROMEDIO MENSUAL | NÚMERO DE PENSIONES | IMPORTE BRUTO | PROMEDIO MENSUAL |
| CATALUNYA(*) | 32.056 | 9.811.679,22 | 306,08 | 24.586 | 8.694.090,35 | 353,62 | 56.642 | 18.505.769,57 | 326,71 |
| BARCELONA | 23.542 | 7.185.957,70 | 305,24 | 18.502 | 6.505.948,60 | 351,63 | 42.044 | 13.691.906,30 | 325,66 |
| GIRONA | 2.248 | 704.775,53 | 313,51 | 1.548 | 576.333,97 | 372,31 | 3.796 | 1.281.109,50 | 337,49 |
| LLEIDA | 2.686 | 820.488,75 | 305,47 | 1.327 | 473.924,07 | 357,14 | 4.013 | 1.294.412,82 | 322,55 |
| TARRAGONA | 3.580 | 1.100.457,24 | 307,39 | 3.209 | 1.137.883,71 | 354,59 | 6.789 | 2.238.340,95 | 329,70 |
| COMUNIDAD VALENCIANA | 26.654 | 8.255.186,37 | 309,72 | 19.699 | 7.070.261,23 | 358,91 | 46.353 | 15.325.447,60 | 330,62 |
| ALICANTE | 9.302 | 2.863.220,39 | 307,81 | 6.395 | 2.275.157,47 | 355,77 | 15.697 | 5.138.377,86 | 327,35 |
| CASTELLÓN | 1.474 | 451.005,17 | 305,97 | 1.985 | 707.883,68 | 356,62 | 3.459 | 1.158.888,85 | 335,04 |
| VALENCIA | 15.878 | 4.940.960,81 | 311,18 | 11.319 | 4.087.220,08 | 361,09 | 27.197 | 9.028.180,89 | 331,96 |
| EXTREMADURA | 9.699 | 3.185.181,29 | 328,40 | 6.015 | 2.157.942,09 | 358,76 | 15.714 | 5.343.123,38 | 340,02 |
| BADAJOS | 6.762 | 2.220.014,05 | 328,31 | 4.079 | 1.438.767,51 | 352,73 | 10.841 | 3.658.781,56 | 337,49 |
| CÁCERES | 2.937 | 965.167,24 | 328,62 | 1.936 | 719.174,58 | 371,47 | 4.873 | 1.684.341,82 | 345,65 |
| GALICIA | 30.625 | 9.820.556,09 | 320,67 | 18.612 | 6.728.987,14 | 361,54 | 49.237 | 16.549.543,23 | 336,12 |
| A CORUÑA | 12.834 | 4.130.160,24 | 321,81 | 7.271 | 2.630.273,28 | 361,75 | 20.105 | 6.760.433,52 | 336,26 |
| LUGO | 3.800 | 1.212.277,79 | 319,02 | 2.017 | 712.393,70 | 353,19 | 5.817 | 1.924.671,49 | 330,87 |
| OURENSE | 4.396 | 1.363.397,20 | 310,14 | 2.661 | 937.074,33 | 352,15 | 7.057 | 2.300.471,53 | 325,98 |
| PONTEVEDRA | 9.595 | 3.114.720,86 | 324,62 | 6.663 | 2.449.245,83 | 367,59 | 16.258 | 5.563.966,69 | 342,23 |
| MADRID | 19.803 | 6.266.627,07 | 316,45 | 13.328 | 4.795.075,28 | 359,77 | 33.131 | 11.061.702,35 | 333,88 |
| MURCIA | 6.904 | 2.163.010,00 | 313,30 | 7.330 | 2.766.142,45 | 377,37 | 14.234 | 4.929.152,45 | 346,29 |
| NAVARRA(*) | 1.982 | 614.340,36 | 309,96 | 826 | 295.806,25 | 358,12 | 2.808 | 910.146,61 | 324,13 |
| PAÍS VASCO | 4.289 | 1.357.799,49 | 316,58 | 5.411 | 1.887.935,98 | 348,91 | 9.700 | 3.245.735,47 | 334,61 |
| ÁLAVA | 561 | 174.350,13 | 310,78 | 525 | 181.720,58 | 346,13 | 1.086 | 356.070,71 | 327,87 |
| GUIPÚZCOA(*) | 1.225 | 410.796,28 | 335,34 | 1.360 | 500.959,45 | 368,35 | 2.585 | 911.755,73 | 352,71 |
| VIZCAYA(*) | 2.503 | 772.653,08 | 308,69 | 3.526 | 1.205.255,95 | 341,82 | 6.029 | 1.977.909,03 | 328,07 |
| LA RIOJA | 1.064 | 336.330,90 | 316,10 | 770 | 273.096,36 | 354,67 | 1.834 | 609.427,26 | 332,29 |
| CEUTA | 881 | 286.143,69 | 324,79 | 873 | 316.529,96 | 362,58 | 1.754 | 602.673,65 | 343,60 |
| MELILLA | 1.300 | 430.477,44 | 331,14 | 1.273 | 438.582,56 | 344,53 | 2.573 | 869.060,00 | 337,76 |
| TOTAL ESTADO | 262.380 | 83.017.863,13 | 316,40 | 197.456 | 71.037.753,78 | 359,76 | 459.836 | 154.055.616,91 | 335,02 |

Deducciones en nómina (PAS, LISMI, P.F.H.C. y Pagos Indevidos):

491.020,99

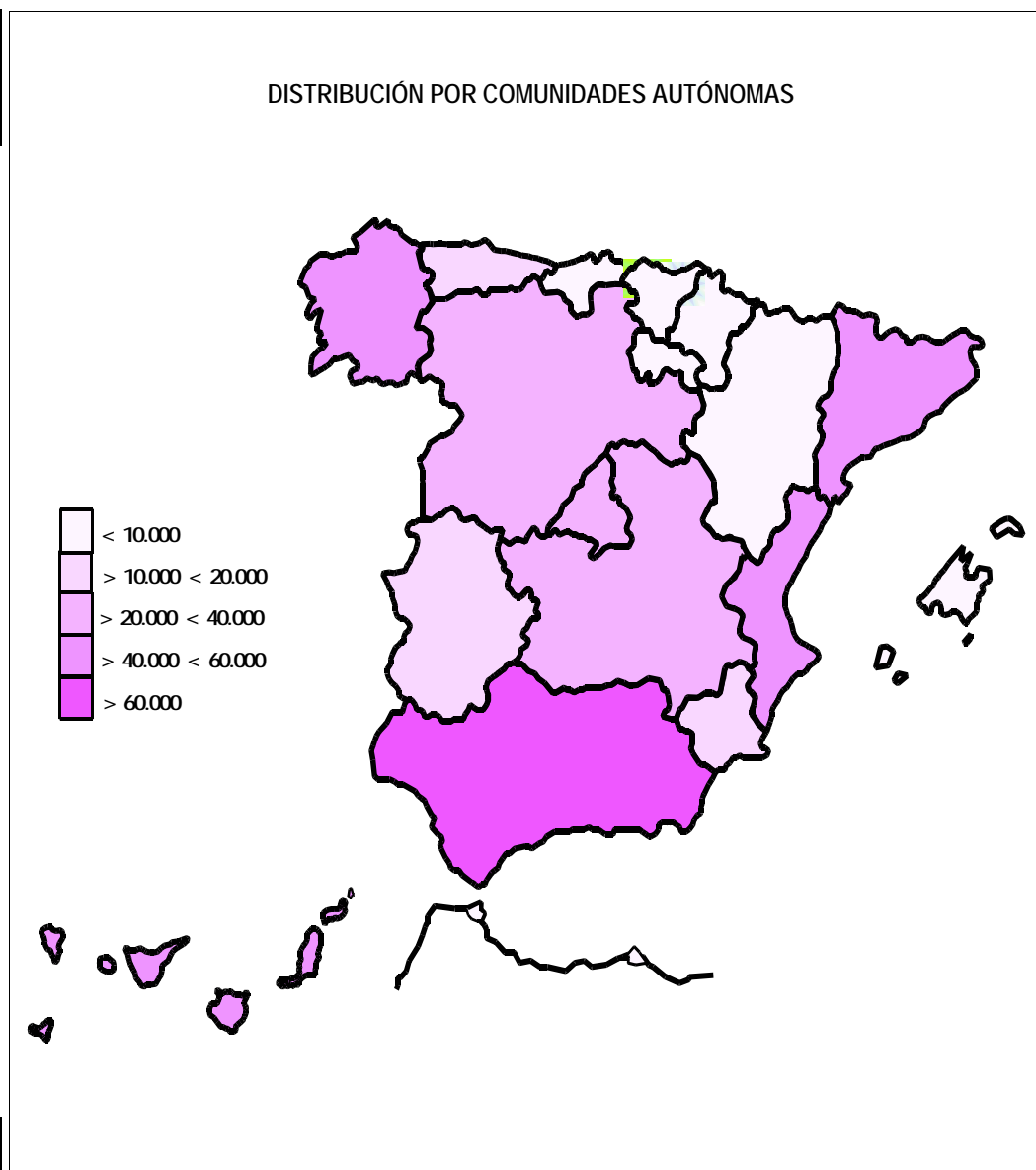
IMPORTE NETO DE LA NÓMINA:

153.564.595,92

PNCs DE LA SEGURIDAD SOCIAL DE JUBILACIÓN E INVALIDEZ

DISTRIBUCIÓN TERRITORIAL DEL NÚMERO DE PENSIONES EN LA NÓMINA DE MARZO DE 2009

| ÁMBITO GEOGRÁFICO | NÚMERO DE PENSIONES POR TIPO | | | | | |
|----------------------|------------------------------|---------------|----------------|---------------|----------------|---------------|
| | JUBILACIÓN | % | INVALIDEZ | % | TOTAL | % |
| ANDALUCÍA | 59.859 | 22,81 | 45.658 | 23,12 | 105.517 | 22,95 |
| ARAGÓN | 5.527 | 2,11 | 2.937 | 1,49 | 8.464 | 1,84 |
| ASTURIAS | 5.291 | 2,02 | 4.932 | 2,50 | 10.223 | 2,22 |
| ILLES BALEARS | 4.200 | 1,60 | 3.477 | 1,76 | 7.677 | 1,67 |
| CANARIAS | 22.832 | 8,70 | 19.333 | 9,79 | 42.165 | 9,17 |
| CANTABRIA | 3.119 | 1,19 | 3.066 | 1,55 | 6.185 | 1,35 |
| CASTILLA Y LEÓN | 13.948 | 5,32 | 10.198 | 5,16 | 24.146 | 5,25 |
| CASTILLA-LA MANCHA | 12.347 | 4,71 | 9.132 | 4,62 | 21.479 | 4,67 |
| CATALUNYA | 32.056 | 12,22 | 24.586 | 12,45 | 56.642 | 12,32 |
| C. VALENCIANA | 26.654 | 10,16 | 19.699 | 9,98 | 46.353 | 10,08 |
| EXTREMADURA | 9.699 | 3,70 | 6.015 | 3,05 | 15.714 | 3,42 |
| GALICIA | 30.625 | 11,67 | 18.612 | 9,43 | 49.237 | 10,71 |
| MADRID | 19.803 | 7,55 | 13.328 | 6,75 | 33.131 | 7,20 |
| MURCIA | 6.904 | 2,63 | 7.330 | 3,71 | 14.234 | 3,10 |
| NAVARRA | 1.982 | 0,76 | 826 | 0,42 | 2.808 | 0,61 |
| PAÍS VASCO | 4.289 | 1,63 | 5.411 | 2,74 | 9.700 | 2,11 |
| LA RIOJA | 1.064 | 0,41 | 770 | 0,39 | 1.834 | 0,40 |
| CEUTA | 881 | 0,34 | 873 | 0,44 | 1.754 | 0,38 |
| MELILLA | 1.300 | 0,50 | 1.273 | 0,64 | 2.573 | 0,56 |
| TOTAL ESTADO | 262.380 | 100,00 | 197.456 | 100,00 | 459.836 | 100,00 |

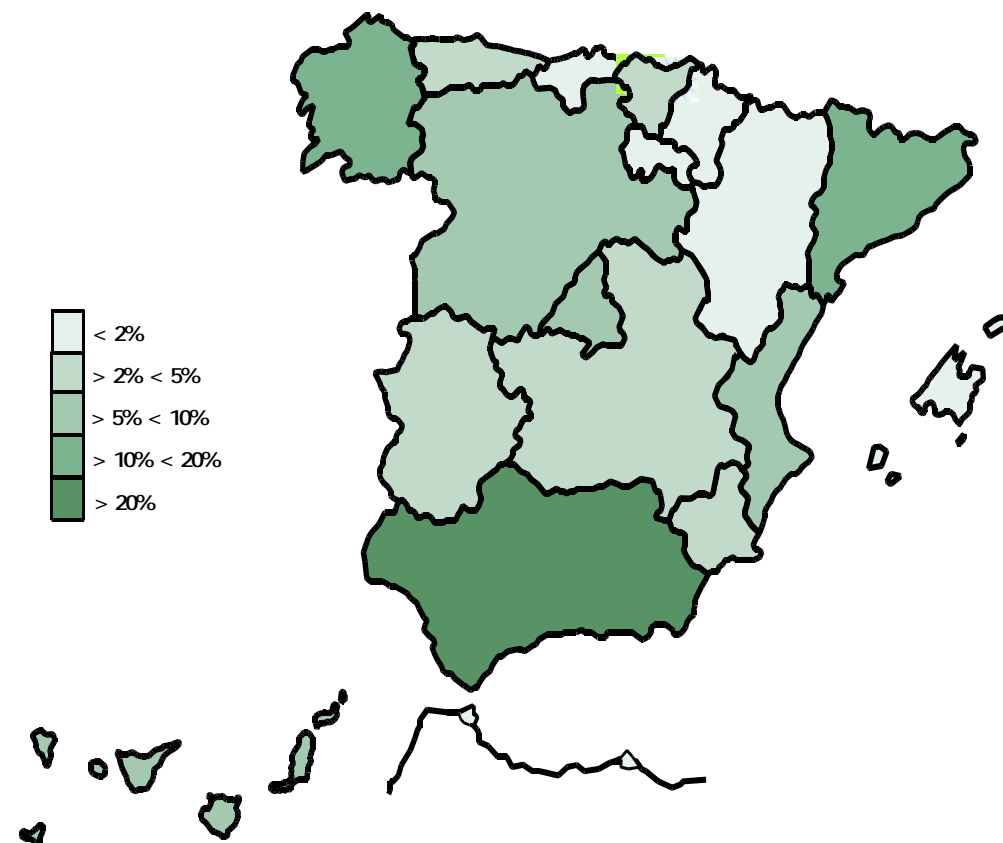


PNCs DE LA SEGURIDAD SOCIAL DE JUBILACIÓN E INVALIDEZ

DISTRIBUCIÓN TERRITORIAL DE LOS IMPORTES BRUTOS DE LAS NÓMINAS DEL AÑO 2009 (*)

| ÁMBITO GEOGRÁFICO | IMPORTES BRUTOS DE LAS NÓMINAS | | | |
|----------------------|--------------------------------|-----------------------|-----------------------|---------------|
| | JUBILACIÓN | INVALIDEZ | TOTAL | % |
| ANDALUCÍA | 57.136.152,50 | 49.107.663,27 | 106.243.815,77 | 22,91 |
| ARAGÓN | 5.319.415,01 | 3.146.445,20 | 8.465.860,21 | 1,83 |
| ASTURIAS | 5.007.796,17 | 5.225.350,95 | 10.233.147,12 | 2,21 |
| ILLES BALEARS | 3.973.514,26 | 3.743.065,15 | 7.716.579,41 | 1,66 |
| CANARIAS | 21.881.724,30 | 20.644.407,72 | 42.526.132,02 | 9,17 |
| CANTABRIA | 2.834.558,89 | 3.275.915,00 | 6.110.473,89 | 1,32 |
| CASTILLA Y LEÓN | 13.679.664,53 | 11.241.827,00 | 24.921.491,53 | 5,37 |
| CASTILLA-LA MANCHA | 11.849.041,19 | 10.004.144,79 | 21.853.185,98 | 4,71 |
| CATALUNYA | 30.075.491,68 | 26.586.288,97 | 56.661.780,65 | 12,22 |
| C. VALENCIANA | 24.919.448,86 | 21.226.103,49 | 46.145.552,35 | 9,95 |
| EXTREMADURA | 9.514.789,02 | 6.497.151,95 | 16.011.940,97 | 3,45 |
| GALICIA | 29.525.832,26 | 20.116.513,56 | 49.642.345,82 | 10,70 |
| MADRID | 18.965.596,95 | 14.601.442,96 | 33.567.039,91 | 7,24 |
| MURCIA | 6.501.905,50 | 8.140.483,45 | 14.642.388,95 | 3,16 |
| NAVARRA | 1.902.522,45 | 898.195,61 | 2.800.718,06 | 0,60 |
| PAÍS VASCO | 4.187.673,73 | 5.737.056,57 | 9.924.730,30 | 2,14 |
| LA RIOJA | 1.021.457,42 | 827.045,44 | 1.848.502,86 | 0,40 |
| CEUTA | 864.406,13 | 985.472,18 | 1.849.878,31 | 0,40 |
| MELILLA | 1.285.739,81 | 1.342.274,19 | 2.628.014,00 | 0,57 |
| TOTAL ESTADO | 250.446.730,66 | 213.346.847,45 | 463.793.578,11 | 100,00 |

DISTRIBUCIÓN PORCENTUAL POR COMUNIDADES AUTÓNOMAS

* El pago es efectuado por la Tesorería General de la Seguridad Social, excepto Navarra y el País Vasco cuyo pago es efectuado por el Instituto Navarro de Bienestar Social y el Dpt^o. de Trabajo y Seguridad Social del Gobierno Vasco respectivamente.

PNCs DE LA SEGURIDAD SOCIAL: ALTAS, BAJAS Y OSCILACIONES EN NÓMINA DE MARZO DE 2009

| ÁMBITO GEOGRÁFICO | PNC DE JUBILACIÓN | | | PNC DE INVALIDEZ | | | TOTAL PNCs | | |
|----------------------|-------------------|--------------|--------------|------------------|--------------|--------------|--------------|--------------|--------------|
| | ALTAS | BAJAS | OSCILACIONES | ALTAS | BAJAS | OSCILACIONES | ALTAS | BAJAS | OSCILACIONES |
| ANDALUCÍA | 467 | 633 | -166 | 401 | 216 | 185 | 868 | 849 | 19 |
| ARAGÓN | 37 | 71 | -34 | 15 | 21 | -6 | 52 | 92 | -40 |
| ASTURIAS | 26 | 50 | -24 | 38 | 30 | 8 | 64 | 80 | -16 |
| ILLES BALEARS | 81 | 44 | 37 | 84 | 38 | 46 | 165 | 82 | 83 |
| CANARIAS | 114 | 215 | -101 | 155 | 179 | -24 | 269 | 394 | -125 |
| CANTABRIA | 23 | 35 | -12 | 25 | 13 | 12 | 48 | 48 | 0 |
| CASTILLA Y LEÓN | 94 | 217 | -123 | 104 | 95 | 9 | 198 | 312 | -114 |
| CASTILLA-LA MANCHA | 93 | 139 | -46 | 88 | 66 | 22 | 181 | 205 | -24 |
| CATALUNYA | 207 | 276 | -69 | 231 | 133 | 98 | 438 | 409 | 29 |
| C. VALENCIANA | 182 | 293 | -111 | 231 | 147 | 84 | 413 | 440 | -27 |
| EXTREMADURA | 100 | 140 | -40 | 59 | 76 | -17 | 159 | 216 | -57 |
| GALICIA | 199 | 322 | -123 | 180 | 138 | 42 | 379 | 460 | -81 |
| MADRID | 170 | 272 | -102 | 138 | 89 | 49 | 308 | 361 | -53 |
| MURCIA | 49 | 72 | -23 | 66 | 63 | 3 | 115 | 135 | -20 |
| NAVARRA | - | - | - | - | - | - | - | - | - |
| PAÍS VASCO | - | - | - | - | - | - | - | - | - |
| LA RIOJA | 6 | 17 | -11 | 7 | 6 | 1 | 13 | 23 | -10 |
| CEUTA | 3 | 3 | 0 | 9 | 8 | 1 | 12 | 11 | 1 |
| MELILLA | 5 | 9 | -4 | 11 | 8 | 3 | 16 | 17 | -1 |
| TOTAL ESTADO | 1.856 | 2.808 | -952 | 1.842 | 1.326 | 516 | 3.698 | 4.134 | -436 |

1) No se dispone del movimiento de beneficiarios en nómina de las comunidades de Navarra y el País Vasco

PNCs DE LA SEGURIDAD SOCIAL: ACUMULADO DE ALTAS, BAJAS Y OSCILACIONES EN NÓMINA AÑO 2009 (1)

| ÁMBITO GEOGRÁFICO | PNC DE JUBILACIÓN | | | PNC DE INVALIDEZ | | | TOTAL PNCs | | |
|----------------------|-------------------|---------------|----------------|------------------|---------------|--------------|---------------|---------------|---------------|
| | ALTAS | BAJAS | OSCILACIONES | ALTAS | BAJAS | OSCILACIONES | ALTAS | BAJAS | OSCILACIONES |
| ANDALUCÍA | 5.635 | 8.145 | -2.510 | 4.335 | 3.434 | 901 | 9.970 | 11.579 | -1.609 |
| ARAGÓN | 459 | 967 | -508 | 273 | 247 | 26 | 732 | 1.214 | -482 |
| ASTURIAS | 268 | 725 | -457 | 357 | 437 | -80 | 625 | 1.162 | -537 |
| ILLES BALEARS | 526 | 728 | -202 | 527 | 589 | -62 | 1.053 | 1.317 | -264 |
| CANARIAS | 1.442 | 2.308 | -866 | 1.826 | 1.243 | 583 | 3.268 | 3.551 | -283 |
| CANTABRIA | 315 | 392 | -77 | 341 | 274 | 67 | 656 | 666 | -10 |
| CASTILLA Y LEÓN | 1.239 | 2.359 | -1.120 | 983 | 1.086 | -103 | 2.222 | 3.445 | -1.223 |
| CASTILLA-LA MANCHA | 945 | 1.731 | -786 | 926 | 713 | 213 | 1.871 | 2.444 | -573 |
| CATALUNYA | 3.757 | 4.869 | -1.112 | 3.134 | 2.530 | 604 | 6.891 | 7.399 | -508 |
| C. VALENCIANA | 2.145 | 2.840 | -695 | 2.238 | 1.767 | 471 | 4.383 | 4.607 | -224 |
| EXTREMADURA | 985 | 1.504 | -519 | 574 | 529 | 45 | 1.559 | 2.033 | -474 |
| GALICIA | 2.209 | 3.797 | -1.588 | 1.554 | 1.725 | -171 | 3.763 | 5.522 | -1.759 |
| MADRID | 2.001 | 2.357 | -356 | 1.518 | 1.449 | 69 | 3.519 | 3.806 | -287 |
| MURCIA | 560 | 958 | -398 | 713 | 637 | 76 | 1.273 | 1.595 | -322 |
| NAVARRA | - | - | - | - | - | - | - | - | - |
| PAÍS VASCO | - | - | - | - | - | - | - | - | - |
| LA RIOJA | 88 | 194 | -106 | 79 | 94 | -15 | 167 | 288 | -121 |
| CEUTA | 81 | 83 | -2 | 120 | 93 | 27 | 201 | 176 | 25 |
| MELILLA | 90 | 109 | -19 | 129 | 84 | 45 | 219 | 193 | 26 |
| TOTAL ESTADO | 22.745 | 34.066 | -11.321 | 19.627 | 16.931 | 2.696 | 42.372 | 50.997 | -8.625 |

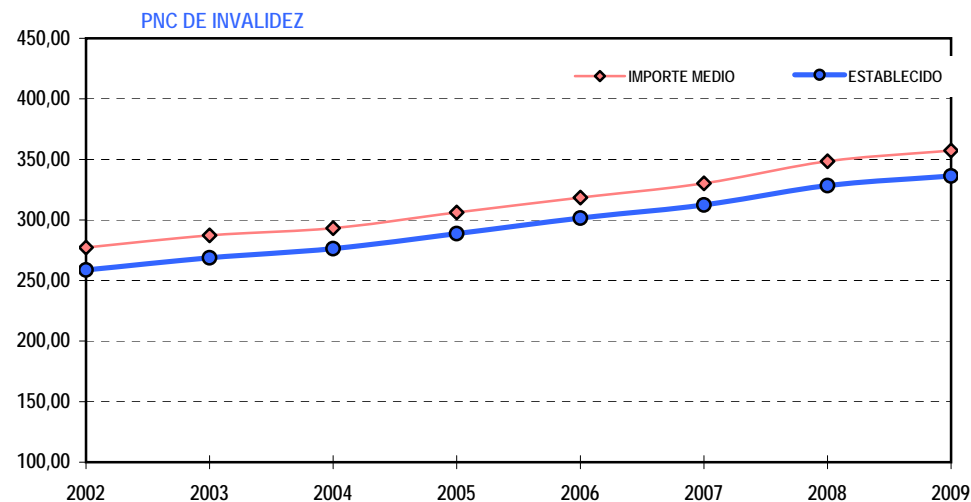
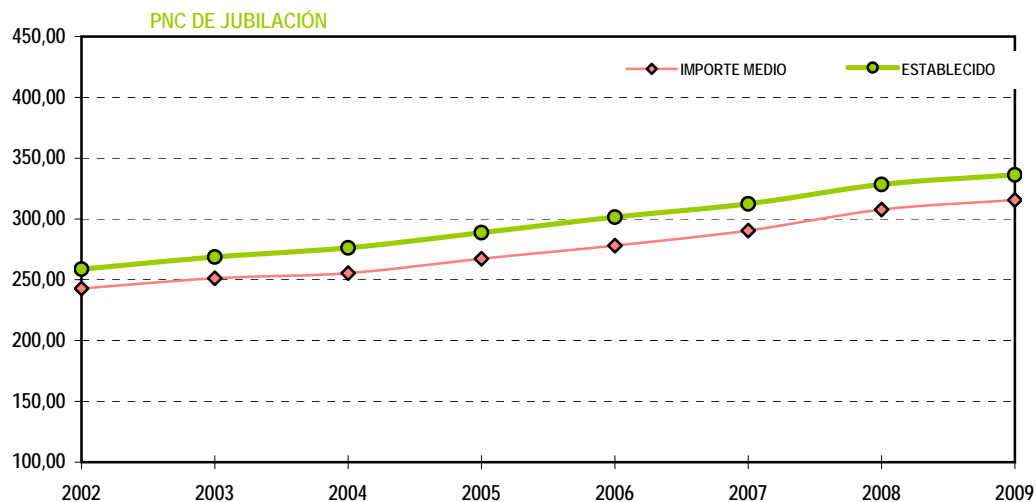
1) No se dispone del movimiento de beneficiarios en nómina de las comunidades de Navarra y el País Vasco

EVOLUCIÓN IMPORTES MEDIOS PENSIONES NO CONTRIBUTIVAS

| | PNC DE JUBILACIÓN | | | | | | | | PNC DE INVALIDEZ | | | | | | | |
|-------------------------|-------------------|---------------|---------------|---------------|---------------|---------------|---------------|---------------|------------------|---------------|---------------|---------------|---------------|---------------|---------------|---------------|
| | 2002 | 2003 | 2004 | 2005 | 2006 | 2007 | 2008 | 2009 | 2002 | 2003 | 2004 | 2005 | 2006 | 2007 | 2008 | 2009 |
| ENERO | 245,42 | 258,17 | 258,14 | 271,45 | 283,55 | 289,48 | 316,06 | 315,68 | 280,63 | 293,45 | 296,89 | 310,82 | 326,58 | 330,27 | 357,42 | 356,26 |
| FEBRERO | 243,41 | 250,93 | 254,48 | 265,92 | 276,67 | 287,68 | 306,99 | 314,80 | 278,01 | 288,42 | 290,70 | 305,65 | 317,92 | 330,18 | 346,63 | 356,11 |
| MARZO | 244,83 | 253,64 | 257,54 | 270,04 | 281,50 | 292,29 | 308,60 | 316,40 | 280,77 | 294,03 | 297,85 | 309,15 | 325,32 | 333,75 | 350,57 | 359,76 |
| ABRIL | 243,68 | 253,35 | 256,61 | 267,38 | 279,64 | 291,04 | 307,89 | | 280,52 | 291,98 | 295,48 | 309,21 | 319,43 | 333,82 | 349,65 | |
| MAYO | 243,03 | 252,18 | 256,70 | 267,15 | 278,58 | 290,65 | 308,81 | | 278,73 | 293,07 | 296,95 | 308,23 | 318,53 | 330,07 | 350,72 | |
| JUNIO* | 476,88 | 490,78 | 503,38 | 525,71 | 547,74 | 573,54 | 606,10 | | 539,20 | 557,91 | 571,98 | 597,33 | 623,93 | 649,27 | 682,74 | |
| JULIO | 244,55 | 253,52 | 257,94 | 269,99 | 280,44 | 293,68 | 309,63 | | 281,27 | 290,78 | 298,72 | 311,01 | 325,10 | 335,30 | 352,90 | |
| AGOSTO | 245,05 | 253,07 | 257,34 | 269,57 | 278,39 | 292,39 | 308,47 | | 278,70 | 288,74 | 296,49 | 307,74 | 318,56 | 334,34 | 349,40 | |
| SEPTIEMBRE | 243,15 | 251,07 | 256,24 | 266,76 | 276,56 | 290,13 | 306,73 | | 273,93 | 285,31 | 293,33 | 304,41 | 316,98 | 326,75 | 346,52 | |
| OCTUBRE | 244,08 | 251,50 | 256,47 | 268,32 | 278,59 | 292,54 | 307,90 | | 280,51 | 287,60 | 292,05 | 306,26 | 320,11 | 332,91 | 351,26 | |
| NOVIEMBRE* | 477,93 | 494,89 | 503,33 | 529,52 | 549,80 | 577,12 | 609,10 | | 541,95 | 559,23 | 575,52 | 603,18 | 624,16 | 650,38 | 685,55 | |
| DICIEMBRE | 248,33 | 254,60 | 257,27 | 271,06 | 281,19 | 295,54 | 311,70 | | 287,83 | 290,71 | 299,59 | 313,08 | 323,01 | 336,53 | 355,65 | |
| IMPORTE MEDIO | 242,88 | 251,26 | 255,39 | 267,35 | 278,05 | 290,43 | 307,71 | 315,63 | 277,29 | 287,23 | 293,25 | 306,15 | 318,55 | 330,26 | 348,50 | 357,38 |
| IMP. MENSUAL | | | | | | | | | | | | | | | | |
| ESTABLECIDO | 258,68 | 268,77 | 276,30 | 288,79 | 301,55 | 312,43 | 328,44 | 336,33 | 258,68 | 268,77 | 276,30 | 288,79 | 301,55 | 312,43 | 328,44 | 336,33 |
| Con comp. 50% T. P. (1) | - | - | - | - | - | - | - | - | 388,02 | 403,16 | 414,45 | 433,19 | 452,33 | 468,65 | 492,66 | 504,50 |
| MÍNIMO 25% | 64,67 | 67,19 | 69,08 | 72,20 | 75,39 | 78,11 | 82,11 | 84,08 | 64,67 | 67,19 | 69,08 | 72,20 | 75,39 | 78,11 | 82,11 | 84,08 |
| Δ INTERANUAL | 2,70% | 3,90% | 2,80% | 4,50% | 4,40% | 3,60% | 5,10% | 2,40% | 2,70% | 3,90% | 2,80% | 4,50% | 4,40% | 3,60% | 5,10% | 2,40% |

(*) Junto a la mensualidad se abona una paga extra, por lo que la media se calcula sobre 14 pagas.

(1) En la PNC de Invalidez, la cuantía se incrementa en un 50% en los casos en que el beneficiario necesite el concurso de una tercera persona.



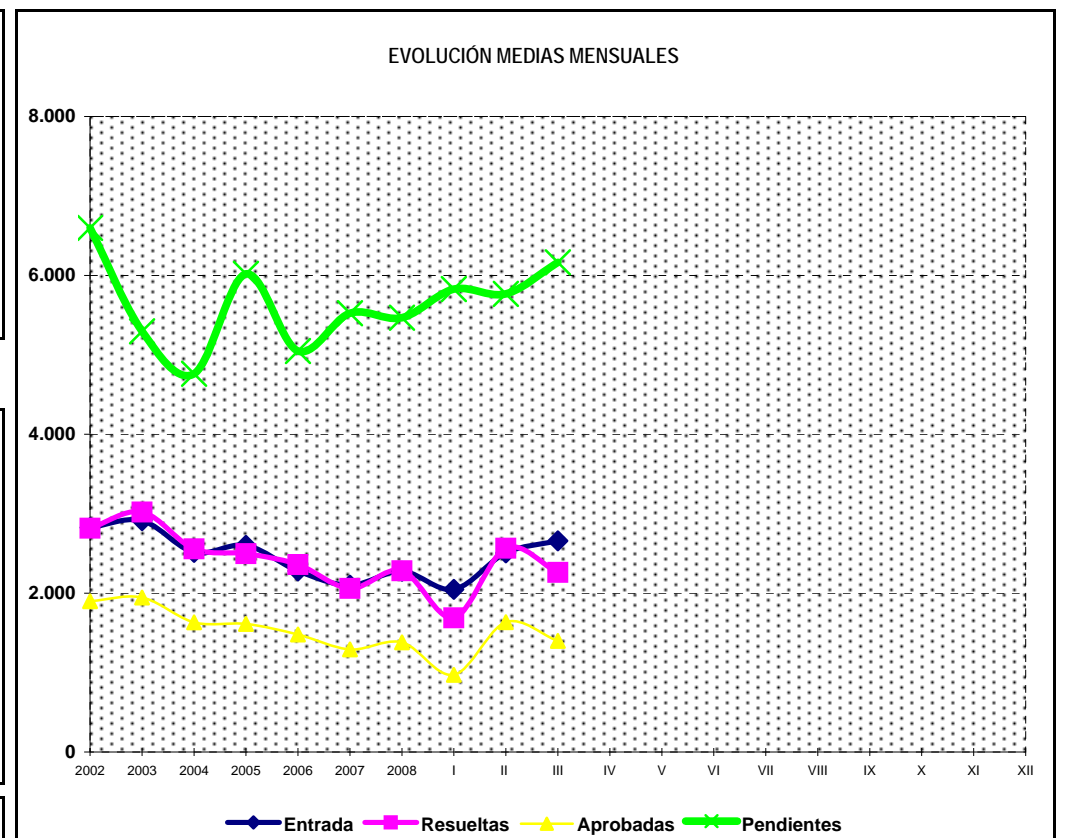
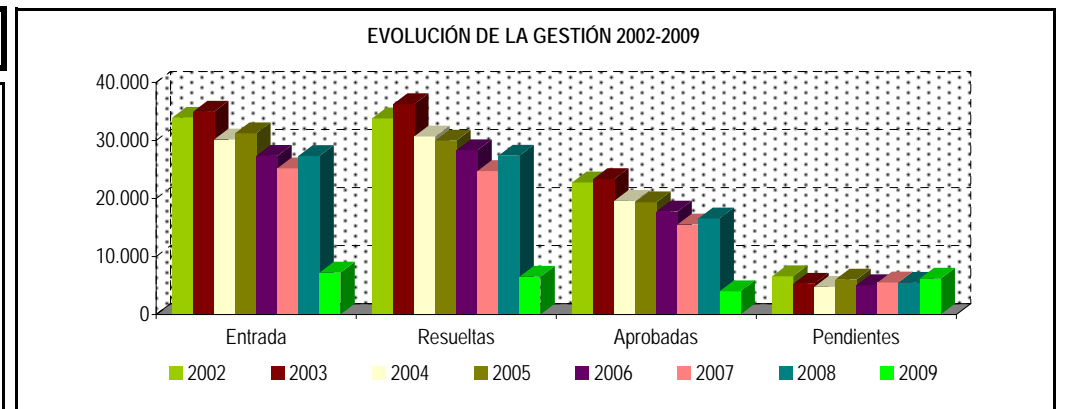
1b PNC DE JUBILACIÓN: DATOS DE LA GESTIÓN MENSUAL Y ANUAL

R.D.L. 1/1994, DE 20 DE JUNIO; T. REF. LGSS PNCs DE LA SEGURIDAD SOCIAL

JUBILACIÓN

| | | Entrada | Resueltas | % R./E. | Aprobadas | % A./R. | No Aprob. | Pendientes |
|--|---------------------|---------|-----------|---------|-----------|---------|-----------|------------|
| G E S T I Ó N | 2002 | 33.910 | 33.807 | 99,70% | 22.771 | 67,36% | 11.036 | 6.597 |
| | 2003 | 34.939 | 36.240 | 103,72% | 23.340 | 64,40% | 12.900 | 5.296 |
| | 2004 | 30.143 | 30.677 | 101,77% | 19.579 | 63,82% | 11.098 | 4.762 |
| | 2005 | 31.221 | 29.964 | 95,97% | 19.342 | 64,55% | 10.622 | 6.019 |
| | 2006 | 27.343 | 28.315 | 103,55% | 17.751 | 62,69% | 10.564 | 5.047 |
| | 2007 | 25.186 | 24.709 | 98,11% | 15.505 | 62,75% | 9.204 | 5.524 |
| | 2008 | 27.308 | 27.364 | 100,21% | 16.564 | 60,53% | 10.800 | 5.468 |
| | M E N S U A L E S * | 2002 | 2.826 | 2.817 | | 1.898 | | 920 |
| 2003 | | 2.912 | 3.020 | | 1.945 | | 1.075 | 5.296 |
| 2004 | | 2.512 | 2.556 | | 1.632 | | 925 | 4.762 |
| 2005 | | 2.602 | 2.497 | | 1.612 | | 885 | 6.019 |
| 2006 | | 2.279 | 2.360 | | 1.479 | | 880 | 5.047 |
| 2007 | | 2.099 | 2.059 | | 1.292 | | 767 | 5.524 |
| 2008 | | 2.276 | 2.280 | | 1.380 | | 900 | 5.468 |
| 2009 | | | | | | | | |
| I II III IV V VI VII VIII IX X XI XII | 2009 | 2.048 | 1.688 | 82,42% | 971 | 57,52% | 717 | 5.828 |
| | II | 2.506 | 2.566 | 102,39% | 1.634 | 63,68% | 932 | 5.768 |
| | III | 2.658 | 2.261 | 85,06% | 1.399 | 61,88% | 862 | 6.165 |
| | IV | | | | | | | |
| | V | | | | | | | |
| | VI | | | | | | | |
| | VII | | | | | | | |
| | VIII | | | | | | | |
| | IX | | | | | | | |
| | X | | | | | | | |
| | XI | | | | | | | |
| | XII | | | | | | | |
| 2009 | | 7.212 | 6.515 | 90,34% | 4.004 | 61,46% | 2.511 | 6.165 |

* Pendientes reales



PENSIÓN NO CONTRIBUTIVA DE JUBILACIÓN

DATOS DE GESTIÓN CORRESPONDIENTES AL MES DE MARZO DE 2009

| CC.AA. Y/O PROVINCIAS | PTES. MES ANTERIOR | SOLICITUDES PRESENTADAS | | | | | A RESOLV. MES | SOLICITUDES RESUELTAS | | | | | | | | | PTES. FIN MES |
|-----------------------------|--------------------------|----------------------------|-------|-----|------|-------|---------------------|-----------------------|-------|-----|------|-------|--------------|---------|-------|-------|---------------------|
| | | | | | | | | APROBADAS | | | | | NO APROBADAS | | TOTAL | | |
| | | NUEVAS | LISMI | PAS | INSS | TOTAL | | NUEVAS | LISMI | PAS | INSS | TOTAL | DNG | CAD-DES | | | |
| ANDALUCÍA | 876 | 558 | 6 | 12 | 0 | 576 | 1.452 | 427 | 2 | 10 | 0 | 439 | 121 | 18 | 578 | 874 | |
| ALMERÍA | 30 | 44 | 1 | 1 | 0 | 46 | 76 | 23 | 1 | 1 | 0 | 25 | 15 | 1 | 41 | 35 | |
| CÁDIZ | 92 | 61 | 2 | 3 | 0 | 66 | 158 | 60 | 0 | 2 | 0 | 62 | 14 | 1 | 77 | 81 | |
| CÓRDOBA | 66 | 53 | 0 | 0 | 0 | 53 | 119 | 43 | 0 | 0 | 0 | 43 | 11 | 1 | 55 | 64 | |
| GRANADA | 46 | 49 | 0 | 2 | 0 | 51 | 97 | 37 | 0 | 0 | 0 | 37 | 8 | 2 | 47 | 50 | |
| HUELVA | 40 | 35 | 0 | 2 | 0 | 37 | 77 | 36 | 0 | 1 | 0 | 37 | 6 | 1 | 44 | 33 | |
| JAÉN | 35 | 33 | 0 | 0 | 0 | 33 | 68 | 32 | 1 | 1 | 0 | 34 | 8 | 1 | 43 | 25 | |
| MÁLAGA | 281 | 148 | 2 | 1 | 0 | 151 | 432 | 95 | 0 | 1 | 0 | 96 | 31 | 11 | 138 | 294 | |
| SEVILLA | 286 | 135 | 1 | 3 | 0 | 139 | 425 | 101 | 0 | 4 | 0 | 105 | 28 | 0 | 133 | 292 | |
| ARAGÓN | 61 | 52 | 0 | 1 | 0 | 53 | 114 | 32 | 0 | 0 | 0 | 32 | 13 | 4 | 49 | 65 | |
| HUESCA | 23 | 15 | 0 | 0 | 0 | 15 | 38 | 13 | 0 | 0 | 0 | 13 | 4 | 0 | 17 | 21 | |
| TERUEL | 4 | 4 | 0 | 0 | 0 | 4 | 8 | 4 | 0 | 0 | 0 | 4 | 2 | 1 | 7 | 1 | |
| ZARAGOZA | 34 | 33 | 0 | 1 | 0 | 34 | 68 | 15 | 0 | 0 | 0 | 15 | 7 | 3 | 25 | 43 | |
| ASTURIAS | 210 | 51 | 1 | 1 | 0 | 53 | 263 | 13 | 5 | 0 | 1 | 19 | 8 | 12 | 39 | 224 | |
| ILLES BALEARS | 15 | 55 | 0 | 0 | 0 | 55 | 70 | 22 | 0 | 0 | 0 | 22 | 4 | 8 | 34 | 36 | |
| CANARIAS | 1.283 | 169 | 0 | 8 | 0 | 177 | 1.460 | 110 | 0 | 3 | 0 | 113 | 49 | 9 | 171 | 1.289 | |
| LAS PALMAS | 507 | 87 | 0 | 5 | 0 | 92 | 599 | 38 | 0 | 1 | 0 | 39 | 15 | 0 | 54 | 545 | |
| S.C. TENERIFE | 776 | 82 | 0 | 3 | 0 | 85 | 861 | 72 | 0 | 2 | 0 | 74 | 34 | 9 | 117 | 744 | |
| CANTABRIA | 25 | 36 | 0 | 0 | 0 | 36 | 61 | 29 | 0 | 0 | 0 | 29 | 10 | 0 | 39 | 22 | |
| CASTILLA Y LEÓN | 299 | 106 | 2 | 0 | 0 | 108 | 407 | 81 | 2 | 1 | 0 | 84 | 31 | 6 | 121 | 286 | |
| ÁVILA | 26 | 9 | 0 | 0 | 0 | 9 | 35 | 5 | 0 | 0 | 0 | 5 | 2 | 0 | 7 | 28 | |
| BURGOS | 56 | 9 | 0 | 0 | 0 | 9 | 65 | 9 | 0 | 0 | 0 | 9 | 4 | 0 | 13 | 52 | |
| LEÓN | 23 | 15 | 0 | 0 | 0 | 15 | 38 | 18 | 1 | 0 | 0 | 19 | 5 | 0 | 24 | 14 | |
| PALENCIA | 13 | 13 | 0 | 0 | 0 | 13 | 26 | 6 | 0 | 0 | 0 | 6 | 0 | 0 | 6 | 20 | |
| SALAMANCA | 30 | 15 | 1 | 0 | 0 | 16 | 46 | 11 | 1 | 1 | 0 | 13 | 7 | 0 | 20 | 26 | |
| SEGOVIA | 4 | 2 | 0 | 0 | 0 | 2 | 6 | 1 | 0 | 0 | 0 | 1 | 0 | 1 | 2 | 4 | |
| SORIA | 2 | 7 | 0 | 0 | 0 | 7 | 9 | 2 | 0 | 0 | 0 | 2 | 0 | 0 | 2 | 7 | |
| VALLADOLID | 108 | 33 | 0 | 0 | 0 | 33 | 141 | 24 | 0 | 0 | 0 | 24 | 7 | 0 | 31 | 110 | |
| ZAMORA | 37 | 3 | 1 | 0 | 0 | 4 | 41 | 5 | 0 | 0 | 0 | 5 | 6 | 5 | 16 | 25 | |
| CASTILLA-LA MANCHA | 195 | 54 | 2 | 3 | 0 | 59 | 254 | 55 | 0 | 1 | 0 | 56 | 21 | 3 | 80 | 174 | |
| ALBACETE | 27 | 11 | 2 | 2 | 0 | 15 | 42 | 10 | 0 | 1 | 0 | 11 | 4 | 0 | 15 | 27 | |
| CIUDAD REAL | 87 | 10 | 0 | 0 | 0 | 10 | 97 | 22 | 0 | 0 | 0 | 22 | 1 | 0 | 23 | 74 | |
| CUENCA | 20 | 16 | 0 | 0 | 0 | 16 | 36 | 9 | 0 | 0 | 0 | 9 | 6 | 1 | 16 | 20 | |
| GUADALAJARA | 10 | 15 | 0 | 1 | 0 | 16 | 26 | 3 | 0 | 0 | 0 | 3 | 2 | 2 | 7 | 19 | |
| TOLEDO | 51 | 2 | 0 | 0 | 0 | 2 | 53 | 11 | 0 | 0 | 0 | 11 | 8 | 0 | 19 | 34 | |

(Continúa al dorso)

| CC.AA. Y/O PROVINCIAS | PTES. MES ANTERIOR | SOLICITUDES PRESENTADAS | | | | | A RESOLV. MES | SOLICITUDES RESUELTAS | | | | | | | | | PTES. FIN MES |
|-----------------------------|--------------------------|----------------------------|-------|-----|------|-------|---------------------|-----------------------|-------|-----|------|-------|--------------|---------|-------|-------|---------------------|
| | | NUEVAS | LISMI | PAS | INSS | TOTAL | | APROBADAS | | | | | NO APROBADAS | | TOTAL | | |
| | | | | | | | | NUEVAS | LISMI | PAS | INSS | TOTAL | DNG | CAD-DES | | | |
| CATALUNYA | 919 | 442 | 1 | 1 | 3 | 447 | 1.366 | 15 | 2 | 1 | 0 | 18 | 66 | 55 | 139 | 1.227 | |
| BARCELONA | 674 | 317 | 0 | 1 | 3 | 321 | 995 | 14 | 1 | 1 | 0 | 16 | 46 | 40 | 102 | 893 | |
| GIRONA | 67 | 51 | 0 | 0 | 0 | 51 | 118 | 0 | 1 | 0 | 0 | 1 | 3 | 5 | 9 | 109 | |
| LLEIDA | 66 | 27 | 1 | 0 | 0 | 28 | 94 | 0 | 0 | 0 | 0 | 0 | 5 | 5 | 10 | 84 | |
| TARRAGONA | 112 | 47 | 0 | 0 | 0 | 47 | 159 | 1 | 0 | 0 | 0 | 1 | 12 | 5 | 18 | 141 | |
| COMUNIDAD VALENCIANA | 408 | 285 | 1 | 6 | 0 | 292 | 700 | 129 | 2 | 4 | 1 | 136 | 125 | 5 | 266 | 434 | |
| ALICANTE | 105 | 107 | 1 | 4 | 0 | 112 | 217 | 50 | 1 | 3 | 0 | 54 | 26 | 1 | 81 | 136 | |
| CASTELLÓN | 73 | 20 | 0 | 0 | 0 | 20 | 93 | 14 | 0 | 0 | 1 | 15 | 14 | 2 | 31 | 62 | |
| VALENCIA | 230 | 158 | 0 | 2 | 0 | 160 | 390 | 65 | 1 | 1 | 0 | 67 | 85 | 2 | 154 | 236 | |
| EXTREMADURA | 58 | 93 | 11 | 1 | 0 | 105 | 163 | 65 | 1 | 1 | 0 | 67 | 25 | 5 | 97 | 66 | |
| BADAJOS | 20 | 68 | 4 | 1 | 0 | 73 | 93 | 38 | 0 | 1 | 0 | 39 | 18 | 2 | 59 | 34 | |
| CÁCERES | 38 | 25 | 7 | 0 | 0 | 32 | 70 | 27 | 1 | 0 | 0 | 28 | 7 | 3 | 38 | 32 | |
| GALICIA | 622 | 257 | 1 | 1 | 0 | 259 | 881 | 134 | 2 | 2 | 0 | 138 | 70 | 12 | 220 | 661 | |
| A CORUÑA | 318 | 114 | 0 | 0 | 0 | 114 | 432 | 58 | 0 | 1 | 0 | 59 | 26 | 9 | 94 | 338 | |
| LUGO | 7 | 27 | 0 | 0 | 0 | 27 | 34 | 20 | 0 | 0 | 0 | 20 | 2 | 2 | 24 | 10 | |
| OURENSE | 70 | 33 | 1 | 1 | 0 | 35 | 105 | 17 | 0 | 1 | 0 | 18 | 4 | 1 | 23 | 82 | |
| PONTEVEDRA | 227 | 83 | 0 | 0 | 0 | 83 | 310 | 39 | 2 | 0 | 0 | 41 | 38 | 0 | 79 | 231 | |
| MADRID | 481 | 259 | 0 | 11 | 0 | 270 | 751 | 125 | 0 | 11 | 0 | 136 | 46 | 75 | 257 | 494 | |
| MURCIA | 205 | 47 | 1 | 2 | 0 | 50 | 255 | 26 | 2 | 0 | 0 | 28 | 20 | 5 | 53 | 202 | |
| NAVARRA | 23 | 11 | 0 | 3 | 3 | 17 | 40 | 13 | 0 | 0 | 1 | 14 | 9 | 0 | 23 | 17 | |
| PAÍS VASCO | 39 | 64 | 0 | 0 | 0 | 64 | 103 | 37 | 0 | 0 | 0 | 37 | 19 | 1 | 57 | 46 | |
| ÁLAVA | 0 | 0 | 0 | 0 | 0 | 0 | 0 | 0 | 0 | 0 | 0 | 0 | 0 | 0 | 0 | 0 | |
| GUIPÚZCOA | 1 | 34 | 0 | 0 | 0 | 34 | 35 | 22 | 0 | 0 | 0 | 22 | 10 | 0 | 32 | 3 | |
| VIZCAYA | 38 | 30 | 0 | 0 | 0 | 30 | 68 | 15 | 0 | 0 | 0 | 15 | 9 | 1 | 25 | 43 | |
| LA RIOJA | 25 | 18 | 0 | 0 | 0 | 18 | 43 | 18 | 0 | 0 | 0 | 18 | 2 | 0 | 20 | 23 | |
| CEUTA | 13 | 10 | 0 | 0 | 0 | 10 | 23 | 5 | 0 | 0 | 0 | 5 | 1 | 1 | 7 | 16 | |
| MELILLA | 11 | 8 | 0 | 1 | 0 | 9 | 20 | 7 | 0 | 1 | 0 | 8 | 3 | 0 | 11 | 9 | |

| | | | | | | | | | | | | | | | | |
|--------------|-------|-------|----|----|---|-------|-------|-------|----|----|---|-------|-----|-----|-------|-------|
| TOTAL ESTADO | 5.768 | 2.575 | 26 | 51 | 6 | 2.658 | 8.426 | 1.343 | 18 | 35 | 3 | 1.399 | 643 | 219 | 2.261 | 6.165 |
|--------------|-------|-------|----|----|---|-------|-------|-------|----|----|---|-------|-----|-----|-------|-------|

PENSIÓN NO CONTRIBUTIVA DE JUBILACIÓN

CAUSAS DE DENEGACIÓN CORRESPONDIENTES AL MES DE MARZO DE 2009

| CC.AA. Y/O PROVINCIAS | EDAD | RESIDENCIA LEGAL | RECURSOS | | PRESTACIÓN INCOMPATIBLE | SIN DESGLOSAR | TOTAL CAUSAS DE DENEGACIÓN |
|-----------------------------|------|------------------|------------|--------|----------------------------|------------------|----------------------------------|
| | | | ECONÓMICOS | | | | |
| | | | PERSONALES | U.E.C. | | | |
| ANDALUCÍA | 8 | 10 | 28 | 74 | 1 | 0 | 121 |
| ALMERÍA | 1 | 0 | 1 | 13 | 0 | 0 | 15 |
| CÁDIZ | 0 | 0 | 13 | 1 | 0 | 0 | 14 |
| CÓRDOBA | 1 | 0 | 0 | 10 | 0 | 0 | 11 |
| GRANADA | 0 | 1 | 1 | 6 | 0 | 0 | 8 |
| HUELVA | 2 | 0 | 2 | 2 | 0 | 0 | 6 |
| JAÉN | 2 | 0 | 0 | 6 | 0 | 0 | 8 |
| MÁLAGA | 0 | 7 | 1 | 23 | 0 | 0 | 31 |
| SEVILLA | 2 | 2 | 10 | 13 | 1 | 0 | 28 |
| ARAGÓN | 1 | 0 | 3 | 9 | 0 | 0 | 13 |
| HUESCA | 0 | 0 | 0 | 4 | 0 | 0 | 4 |
| TERUEL | 1 | 0 | 0 | 1 | 0 | 0 | 2 |
| ZARAGOZA | 0 | 0 | 3 | 4 | 0 | 0 | 7 |
| ASTURIAS | 2 | 1 | 2 | 3 | 0 | 0 | 8 |
| ILLES BALEARS | 0 | 1 | 2 | 1 | 0 | 0 | 4 |
| CANARIAS | 1 | 13 | 8 | 27 | 0 | 0 | 49 |
| LAS PALMAS | 1 | 4 | 3 | 7 | 0 | 0 | 15 |
| S.C. TENERIFE | 0 | 9 | 5 | 20 | 0 | 0 | 34 |
| CANTABRIA | 0 | 0 | 1 | 9 | 0 | 0 | 10 |
| CASTILLA Y LEÓN | 1 | 0 | 7 | 22 | 1 | 0 | 31 |
| ÁVILA | 0 | 0 | 0 | 2 | 0 | 0 | 2 |
| BURGOS | 0 | 0 | 1 | 3 | 0 | 0 | 4 |
| LEÓN | 0 | 0 | 1 | 3 | 1 | 0 | 5 |
| PALENCIA | 0 | 0 | 0 | 0 | 0 | 0 | 0 |
| SALAMANCA | 1 | 0 | 1 | 5 | 0 | 0 | 7 |
| SEGOVIA | 0 | 0 | 0 | 0 | 0 | 0 | 0 |
| SORIA | 0 | 0 | 0 | 0 | 0 | 0 | 0 |
| VALLADOLID | 0 | 0 | 2 | 5 | 0 | 0 | 7 |
| ZAMORA | 0 | 0 | 2 | 4 | 0 | 0 | 6 |
| CASTILLA-LA MANCHA | 1 | 1 | 6 | 13 | 0 | 0 | 21 |
| ALBACETE | 0 | 1 | 0 | 3 | 0 | 0 | 4 |
| CIUDAD REAL | 0 | 0 | 1 | 0 | 0 | 0 | 1 |
| CUENCA | 0 | 0 | 1 | 5 | 0 | 0 | 6 |
| GUADALAJARA | 1 | 0 | 0 | 1 | 0 | 0 | 2 |
| TOLEDO | 0 | 0 | 4 | 4 | 0 | 0 | 8 |

(Continúa al dorso)

| CC.AA. Y/O PROVINCIAS | EDAD | RESIDENCIA LEGAL | RECURSOS ECONÓMICOS | | PRESTACIÓN INCOMPATIBLE | SIN DESGLOSAR | TOTAL CAUSAS DE DENEGACIÓN |
|-----------------------------|-----------|------------------|------------------------|------------|----------------------------|------------------|----------------------------------|
| | | | PERSONALES | U.E.C. | | | |
| CATALUNYA | 3 | 8 | 12 | 42 | 1 | 0 | 66 |
| BARCELONA | 1 | 4 | 11 | 29 | 1 | 0 | 46 |
| GIRONA | 0 | 1 | 1 | 1 | 0 | 0 | 3 |
| LLEIDA | 0 | 1 | 0 | 4 | 0 | 0 | 5 |
| TARRAGONA | 2 | 2 | 0 | 8 | 0 | 0 | 12 |
| COMUNIDAD VALENCIANA | 3 | 10 | 15 | 96 | 1 | 0 | 125 |
| ALICANTE | 1 | 0 | 5 | 20 | 0 | 0 | 26 |
| CASTELLÓN | 0 | 3 | 1 | 10 | 0 | 0 | 14 |
| VALENCIA | 2 | 7 | 9 | 66 | 1 | 0 | 85 |
| EXTREMADURA | 3 | 0 | 5 | 17 | 0 | 0 | 25 |
| BADAJOZ | 3 | 0 | 4 | 11 | 0 | 0 | 18 |
| CÁCERES | 0 | 0 | 1 | 6 | 0 | 0 | 7 |
| GALICIA | 7 | 12 | 12 | 38 | 1 | 0 | 70 |
| A CORUÑA | 0 | 7 | 7 | 12 | 0 | 0 | 26 |
| LUGO | 1 | 0 | 1 | 0 | 0 | 0 | 2 |
| OURENSE | 1 | 0 | 1 | 1 | 1 | 0 | 4 |
| PONTEVEDRA | 5 | 5 | 3 | 25 | 0 | 0 | 38 |
| MADRID | 1 | 6 | 9 | 30 | 0 | 0 | 46 |
| MURCIA | 0 | 1 | 2 | 17 | 0 | 0 | 20 |
| NAVARRA | 0 | 0 | 4 | 5 | 0 | 0 | 9 |
| PAIS VASCO | 4 | 0 | 7 | 8 | 0 | 0 | 19 |
| ÁLAVA | 0 | 0 | 0 | 0 | 0 | 0 | 0 |
| GUIPÚZCOA | 4 | 0 | 6 | 0 | 0 | 0 | 10 |
| VIZCAYA | 0 | 0 | 1 | 8 | 0 | 0 | 9 |
| LA RIOJA | 0 | 0 | 0 | 2 | 0 | 0 | 2 |
| CEUTA | 0 | 0 | 0 | 1 | 0 | 0 | 1 |
| MELILLA | 0 | 2 | 0 | 1 | 0 | 0 | 3 |
| TOTAL ESTADO | 35 | 65 | 123 | 415 | 5 | 0 | 643 |

PENSIÓN NO CONTRIBUTIVA DE JUBILACIÓN

DATOS ACUMULADOS DE GESTIÓN CORRESPONDIENTES AL AÑO 2009 HASTA MARZO

| CC.AA. Y/O PROVINCIAS | PTES. AÑO ANTERIOR | SOLICITUDES PRESENTADAS | | | | | A RESOLV. AÑO | SOLICITUDES RESUELTAS | | | | | | | | | PTES. FINAL |
|-----------------------------|--------------------------|----------------------------|-------|-----|------|-------|---------------------|-----------------------|-------|-----|------|-------|--------------|---------|-------|-------|----------------|
| | | NUEVAS | LISMI | PAS | INSS | TOTAL | | APROBADAS | | | | | NO APROBADAS | | TOTAL | | |
| | | | | | | | | NUEVAS | LISMI | PAS | INSS | TOTAL | DNG | CAD-DES | | | |
| ANDALUCÍA | 724 | 1.590 | 13 | 35 | 0 | 1.638 | 2.362 | 992 | 7 | 41 | 0 | 1.040 | 391 | 57 | 1.488 | 874 | |
| ALMERÍA | 28 | 110 | 5 | 1 | 0 | 116 | 144 | 56 | 3 | 1 | 0 | 60 | 42 | 7 | 109 | 35 | |
| CÁDIZ | 125 | 162 | 2 | 7 | 0 | 171 | 296 | 167 | 1 | 10 | 0 | 178 | 36 | 1 | 215 | 81 | |
| CÓRDOBA | 54 | 169 | 0 | 0 | 0 | 169 | 223 | 118 | 0 | 3 | 0 | 121 | 34 | 4 | 159 | 64 | |
| GRANADA | 68 | 116 | 0 | 4 | 0 | 120 | 188 | 75 | 0 | 0 | 0 | 75 | 57 | 6 | 138 | 50 | |
| HUELVA | 40 | 92 | 0 | 6 | 0 | 98 | 138 | 80 | 0 | 4 | 0 | 84 | 18 | 3 | 105 | 33 | |
| JAÉN | 20 | 96 | 0 | 3 | 0 | 99 | 119 | 65 | 1 | 5 | 0 | 71 | 22 | 1 | 94 | 25 | |
| MÁLAGA | 177 | 431 | 4 | 1 | 0 | 436 | 613 | 200 | 1 | 4 | 0 | 205 | 79 | 35 | 319 | 294 | |
| SEVILLA | 212 | 414 | 2 | 13 | 0 | 429 | 641 | 231 | 1 | 14 | 0 | 246 | 103 | 0 | 349 | 292 | |
| ARAGÓN | 42 | 150 | 0 | 2 | 0 | 152 | 194 | 86 | 0 | 1 | 0 | 87 | 33 | 9 | 129 | 65 | |
| HUESCA | 19 | 33 | 0 | 1 | 0 | 34 | 53 | 23 | 0 | 1 | 0 | 24 | 5 | 3 | 32 | 21 | |
| TERUEL | 5 | 8 | 0 | 0 | 0 | 8 | 13 | 8 | 0 | 0 | 0 | 8 | 3 | 1 | 12 | 1 | |
| ZARAGOZA | 18 | 109 | 0 | 1 | 0 | 110 | 128 | 55 | 0 | 0 | 0 | 55 | 25 | 5 | 85 | 43 | |
| ASTURIAS | 210 | 121 | 3 | 1 | 0 | 125 | 335 | 49 | 5 | 1 | 3 | 58 | 29 | 24 | 111 | 224 | |
| ILLES BALEARS | 29 | 155 | 0 | 0 | 0 | 155 | 184 | 100 | 0 | 0 | 0 | 100 | 25 | 23 | 148 | 36 | |
| CANARIAS | 1.249 | 479 | 0 | 17 | 0 | 496 | 1.745 | 257 | 0 | 5 | 0 | 262 | 118 | 76 | 456 | 1.289 | |
| LAS PALMAS | 441 | 276 | 0 | 12 | 0 | 288 | 729 | 81 | 0 | 2 | 0 | 83 | 42 | 59 | 184 | 545 | |
| S.C. TENERIFE | 808 | 203 | 0 | 5 | 0 | 208 | 1.016 | 176 | 0 | 3 | 0 | 179 | 76 | 17 | 272 | 744 | |
| CANTABRIA | 5 | 96 | 0 | 0 | 0 | 96 | 101 | 59 | 1 | 0 | 0 | 60 | 19 | 0 | 79 | 22 | |
| CASTILLA Y LEÓN | 237 | 358 | 4 | 1 | 1 | 364 | 601 | 216 | 3 | 3 | 0 | 222 | 67 | 26 | 315 | 286 | |
| ÁVILA | 26 | 26 | 1 | 0 | 0 | 27 | 53 | 19 | 0 | 0 | 0 | 19 | 3 | 3 | 25 | 28 | |
| BURGOS | 30 | 50 | 0 | 0 | 0 | 50 | 80 | 20 | 0 | 0 | 0 | 20 | 7 | 1 | 28 | 52 | |
| LEÓN | 9 | 68 | 0 | 0 | 0 | 68 | 77 | 47 | 2 | 0 | 0 | 49 | 14 | 0 | 63 | 14 | |
| PALENCIA | 5 | 28 | 1 | 0 | 1 | 30 | 35 | 15 | 0 | 0 | 0 | 15 | 0 | 0 | 15 | 20 | |
| SALAMANCA | 25 | 54 | 1 | 0 | 0 | 55 | 80 | 36 | 1 | 2 | 0 | 39 | 15 | 0 | 54 | 26 | |
| SEGOVIA | 15 | 7 | 0 | 0 | 0 | 7 | 22 | 9 | 0 | 0 | 0 | 9 | 3 | 6 | 18 | 4 | |
| SORIA | 5 | 17 | 0 | 0 | 0 | 17 | 22 | 11 | 0 | 0 | 0 | 11 | 0 | 4 | 15 | 7 | |
| VALLADOLID | 89 | 91 | 0 | 0 | 0 | 91 | 180 | 45 | 0 | 0 | 0 | 45 | 18 | 7 | 70 | 110 | |
| ZAMORA | 33 | 17 | 1 | 1 | 0 | 19 | 52 | 14 | 0 | 1 | 0 | 15 | 7 | 5 | 27 | 25 | |
| CASTILLA-LA MANCHA | 341 | 186 | 3 | 5 | 0 | 194 | 535 | 190 | 1 | 2 | 1 | 194 | 116 | 51 | 361 | 174 | |
| ALBACETE | 43 | 35 | 3 | 4 | 0 | 42 | 85 | 37 | 0 | 1 | 0 | 38 | 20 | 0 | 58 | 27 | |
| CIUDAD REAL | 122 | 38 | 0 | 0 | 0 | 38 | 160 | 47 | 0 | 1 | 0 | 48 | 21 | 17 | 86 | 74 | |
| CUENCA | 44 | 47 | 0 | 0 | 0 | 47 | 91 | 38 | 0 | 0 | 0 | 38 | 27 | 6 | 71 | 20 | |
| GUADALAJARA | 15 | 37 | 0 | 1 | 0 | 38 | 53 | 19 | 1 | 0 | 1 | 21 | 10 | 3 | 34 | 19 | |
| TOLEDO | 117 | 29 | 0 | 0 | 0 | 29 | 146 | 49 | 0 | 0 | 0 | 49 | 38 | 25 | 112 | 34 | |

(Continúa al dorso)

| CC.AA. Y/O PROVINCIAS | PTES. AÑO ANTERIOR | SOLICITUDES PRESENTADAS | | | | | A RESOLV. AÑO | SOLICITUDES RESUELTAS | | | | | | | | | PTES. FINAL |
|-----------------------------|--------------------------|----------------------------|-------|-----|------|-------|---------------------|-----------------------|-------|-----|------|-------|--------------|---------|-------|-------|----------------|
| | | NUEVAS | LISMI | PAS | INSS | TOTAL | | APROBADAS | | | | | NO APROBADAS | | TOTAL | | |
| | | | | | | | | NUEVAS | LISMI | PAS | INSS | TOTAL | DNG | CAD-DES | | | |
| CATALUNYA | 820 | 1.012 | 5 | 3 | 7 | 1.027 | 1.847 | 267 | 5 | 4 | 0 | 276 | 223 | 121 | 620 | 1.227 | |
| BARCELONA | 590 | 754 | 3 | 3 | 7 | 767 | 1.357 | 209 | 3 | 3 | 0 | 215 | 165 | 84 | 464 | 893 | |
| GIRONA | 65 | 94 | 0 | 0 | 0 | 94 | 159 | 21 | 1 | 0 | 0 | 22 | 16 | 12 | 50 | 109 | |
| LLEIDA | 65 | 53 | 2 | 0 | 0 | 55 | 120 | 10 | 0 | 1 | 0 | 11 | 10 | 15 | 36 | 84 | |
| TARRAGONA | 100 | 111 | 0 | 0 | 0 | 111 | 211 | 27 | 1 | 0 | 0 | 28 | 32 | 10 | 70 | 141 | |
| COMUNIDAD VALENCIANA | 456 | 793 | 3 | 9 | 0 | 805 | 1.261 | 409 | 8 | 17 | 1 | 435 | 344 | 48 | 827 | 434 | |
| ALICANTE | 131 | 302 | 3 | 6 | 0 | 311 | 442 | 146 | 6 | 10 | 0 | 162 | 115 | 29 | 306 | 136 | |
| CASTELLÓN | 92 | 56 | 0 | 0 | 0 | 56 | 148 | 30 | 0 | 2 | 1 | 33 | 39 | 14 | 86 | 62 | |
| VALENCIA | 233 | 435 | 0 | 3 | 0 | 438 | 671 | 233 | 2 | 5 | 0 | 240 | 190 | 5 | 435 | 236 | |
| EXTREMADURA | 98 | 228 | 20 | 2 | 0 | 250 | 348 | 210 | 6 | 3 | 0 | 219 | 44 | 19 | 282 | 66 | |
| BADAJOS | 58 | 148 | 10 | 2 | 0 | 160 | 218 | 139 | 0 | 3 | 0 | 142 | 30 | 12 | 184 | 34 | |
| CÁCERES | 40 | 80 | 10 | 0 | 0 | 90 | 130 | 71 | 6 | 0 | 0 | 77 | 14 | 7 | 98 | 32 | |
| GALICIA | 586 | 703 | 4 | 2 | 0 | 709 | 1.295 | 381 | 2 | 5 | 0 | 388 | 212 | 34 | 634 | 661 | |
| A CORUÑA | 301 | 306 | 0 | 0 | 0 | 306 | 607 | 154 | 0 | 4 | 0 | 158 | 83 | 28 | 269 | 338 | |
| LUGO | 4 | 68 | 0 | 0 | 0 | 68 | 72 | 52 | 0 | 0 | 0 | 52 | 7 | 3 | 62 | 10 | |
| OURENSE | 85 | 81 | 2 | 2 | 0 | 85 | 170 | 67 | 0 | 1 | 0 | 68 | 19 | 1 | 88 | 82 | |
| PONTEVEDRA | 196 | 248 | 2 | 0 | 0 | 250 | 446 | 108 | 2 | 0 | 0 | 110 | 103 | 2 | 215 | 231 | |
| MADRID | 363 | 679 | 0 | 22 | 0 | 701 | 1.064 | 330 | 0 | 22 | 0 | 352 | 139 | 79 | 570 | 494 | |
| MURCIA | 220 | 164 | 2 | 3 | 1 | 170 | 390 | 101 | 3 | 0 | 0 | 104 | 68 | 16 | 188 | 202 | |
| NAVARRA | 22 | 44 | 0 | 6 | 4 | 54 | 76 | 30 | 0 | 0 | 1 | 31 | 27 | 1 | 59 | 17 | |
| PAÍS VASCO | 33 | 186 | 0 | 0 | 0 | 186 | 219 | 123 | 0 | 0 | 0 | 123 | 44 | 6 | 173 | 46 | |
| ÁLAVA | 0 | 11 | 0 | 0 | 0 | 11 | 11 | 11 | 0 | 0 | 0 | 11 | 0 | 0 | 11 | 0 | |
| GUIPÚZCOA | 3 | 70 | 0 | 0 | 0 | 70 | 73 | 48 | 0 | 0 | 0 | 48 | 22 | 0 | 70 | 3 | |
| VIZCAYA | 30 | 105 | 0 | 0 | 0 | 105 | 135 | 64 | 0 | 0 | 0 | 64 | 22 | 6 | 92 | 43 | |
| LA RIOJA | 20 | 40 | 0 | 0 | 0 | 40 | 60 | 31 | 0 | 0 | 0 | 31 | 6 | 0 | 37 | 23 | |
| CEUTA | 6 | 27 | 0 | 0 | 0 | 27 | 33 | 7 | 0 | 0 | 0 | 7 | 8 | 2 | 17 | 16 | |
| MELILLA | 7 | 21 | 0 | 2 | 0 | 23 | 30 | 13 | 1 | 1 | 0 | 15 | 6 | 0 | 21 | 9 | |

| | | | | | | | | | | | | | | | | |
|--------------|-------|-------|----|-----|----|-------|--------|-------|----|-----|---|-------|-------|-----|-------|-------|
| TOTAL ESTADO | 5.468 | 7.032 | 57 | 110 | 13 | 7.212 | 12.680 | 3.851 | 42 | 105 | 6 | 4.004 | 1.919 | 592 | 6.515 | 6.165 |
|--------------|-------|-------|----|-----|----|-------|--------|-------|----|-----|---|-------|-------|-----|-------|-------|

PENSIÓN NO CONTRIBUTIVA DE JUBILACIÓN

CAUSAS DE DENEGACIÓN ACUMULADAS CORRESPONDIENTES AL AÑO 2009 HASTA MARZO

| CC.AA. Y/O PROVINCIAS | EDAD | RESIDENCIA LEGAL | RECURSOS | | PRESTACIÓN INCOMPATIBLE | SIN DESGLOSAR | TOTAL CAUSAS DE DENEGACIÓN |
|-----------------------------|------|------------------|------------|--------|----------------------------|------------------|----------------------------------|
| | | | ECONÓMICOS | | | | |
| | | | PERSONALES | U.E.C. | | | |
| ANDALUCÍA | 24 | 23 | 78 | 262 | 4 | 0 | 391 |
| ALMERÍA | 4 | 0 | 6 | 30 | 2 | 0 | 42 |
| CÁDIZ | 0 | 0 | 24 | 11 | 1 | 0 | 36 |
| CÓRDOBA | 4 | 1 | 3 | 26 | 0 | 0 | 34 |
| GRANADA | 0 | 2 | 7 | 48 | 0 | 0 | 57 |
| HUELVA | 5 | 1 | 5 | 7 | 0 | 0 | 18 |
| JAÉN | 3 | 1 | 1 | 17 | 0 | 0 | 22 |
| MÁLAGA | 0 | 16 | 9 | 54 | 0 | 0 | 79 |
| SEVILLA | 8 | 2 | 23 | 69 | 1 | 0 | 103 |
| ARAGÓN | 2 | 1 | 3 | 27 | 0 | 0 | 33 |
| HUESCA | 0 | 0 | 0 | 5 | 0 | 0 | 5 |
| TERUEL | 1 | 0 | 0 | 2 | 0 | 0 | 3 |
| ZARAGOZA | 1 | 1 | 3 | 20 | 0 | 0 | 25 |
| ASTURIAS | 3 | 3 | 9 | 13 | 1 | 0 | 29 |
| ILLES BALEARS | 1 | 3 | 3 | 18 | 0 | 0 | 25 |
| CANARIAS | 4 | 27 | 24 | 63 | 0 | 0 | 118 |
| LAS PALMAS | 4 | 4 | 10 | 24 | 0 | 0 | 42 |
| S.C. TENERIFE | 0 | 23 | 14 | 39 | 0 | 0 | 76 |
| CANTABRIA | 0 | 0 | 3 | 16 | 0 | 0 | 19 |
| CASTILLA Y LEÓN | 3 | 4 | 13 | 46 | 1 | 0 | 67 |
| ÁVILA | 0 | 0 | 0 | 3 | 0 | 0 | 3 |
| BURGOS | 0 | 0 | 3 | 4 | 0 | 0 | 7 |
| LEÓN | 0 | 1 | 1 | 11 | 1 | 0 | 14 |
| PALENCIA | 0 | 0 | 0 | 0 | 0 | 0 | 0 |
| SALAMANCA | 2 | 3 | 1 | 9 | 0 | 0 | 15 |
| SEGOVIA | 1 | 0 | 0 | 2 | 0 | 0 | 3 |
| SORIA | 0 | 0 | 0 | 0 | 0 | 0 | 0 |
| VALLADOLID | 0 | 0 | 5 | 13 | 0 | 0 | 18 |
| ZAMORA | 0 | 0 | 3 | 4 | 0 | 0 | 7 |
| CASTILLA-LA MANCHA | 10 | 9 | 22 | 75 | 0 | 0 | 116 |
| ALBACETE | 1 | 4 | 1 | 14 | 0 | 0 | 20 |
| CIUDAD REAL | 3 | 1 | 4 | 13 | 0 | 0 | 21 |
| CUENCA | 5 | 0 | 9 | 13 | 0 | 0 | 27 |
| GUADALAJARA | 1 | 1 | 2 | 6 | 0 | 0 | 10 |
| TOLEDO | 0 | 3 | 6 | 29 | 0 | 0 | 38 |

(Continúa al dorso)

| CC.AA. Y/O PROVINCIAS | EDAD | RESIDENCIA LEGAL | RECURSOS ECONÓMICOS | | PRESTACIÓN INCOMPATIBLE | SIN DESGLOSAR | TOTAL CAUSAS DE DENEGACIÓN |
|-----------------------------|-----------|------------------|------------------------|--------------|----------------------------|------------------|----------------------------------|
| | | | PERSONALES | U.E.C. | | | |
| CATALUNYA | 4 | 27 | 41 | 144 | 7 | 0 | 223 |
| BARCELONA | 1 | 20 | 35 | 105 | 4 | 0 | 165 |
| GIRONA | 1 | 3 | 4 | 7 | 1 | 0 | 16 |
| LLEIDA | 0 | 1 | 0 | 8 | 1 | 0 | 10 |
| TARRAGONA | 2 | 3 | 2 | 24 | 1 | 0 | 32 |
| COMUNIDAD VALENCIANA | 10 | 14 | 54 | 254 | 12 | 0 | 344 |
| ALICANTE | 4 | 0 | 26 | 84 | 1 | 0 | 115 |
| CASTELLÓN | 0 | 5 | 9 | 24 | 1 | 0 | 39 |
| VALENCIA | 6 | 9 | 19 | 146 | 10 | 0 | 190 |
| EXTREMADURA | 4 | 0 | 10 | 30 | 0 | 0 | 44 |
| BADAJOS | 4 | 0 | 6 | 20 | 0 | 0 | 30 |
| CÁCERES | 0 | 0 | 4 | 10 | 0 | 0 | 14 |
| GALICIA | 13 | 32 | 39 | 126 | 2 | 0 | 212 |
| A CORUÑA | 2 | 17 | 23 | 40 | 1 | 0 | 83 |
| LUGO | 2 | 0 | 3 | 2 | 0 | 0 | 7 |
| OURENSE | 1 | 2 | 1 | 14 | 1 | 0 | 19 |
| PONTEVEDRA | 8 | 13 | 12 | 70 | 0 | 0 | 103 |
| MADRID | 7 | 24 | 22 | 86 | 0 | 0 | 139 |
| MURCIA | 6 | 5 | 5 | 52 | 0 | 0 | 68 |
| NAVARRA | 0 | 0 | 6 | 21 | 0 | 0 | 27 |
| PAIS VASCO | 6 | 1 | 22 | 15 | 0 | 0 | 44 |
| ÁLAVA | 0 | 0 | 0 | 0 | 0 | 0 | 0 |
| GUIPÚZCOA | 6 | 0 | 16 | 0 | 0 | 0 | 22 |
| VIZCAYA | 0 | 1 | 6 | 15 | 0 | 0 | 22 |
| LA RIOJA | 1 | 0 | 2 | 3 | 0 | 0 | 6 |
| CEUTA | 0 | 2 | 1 | 5 | 0 | 0 | 8 |
| MELILLA | 0 | 5 | 0 | 1 | 0 | 0 | 6 |
| TOTAL ESTADO | 98 | 180 | 357 | 1.257 | 27 | 0 | 1.919 |

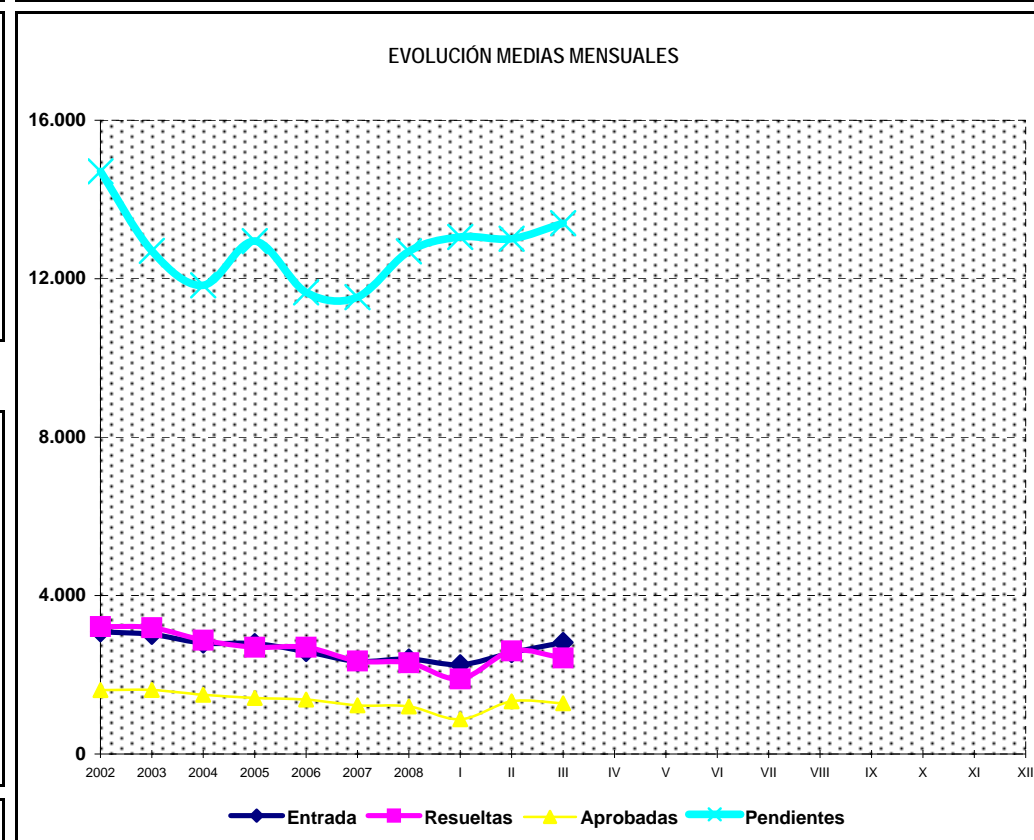
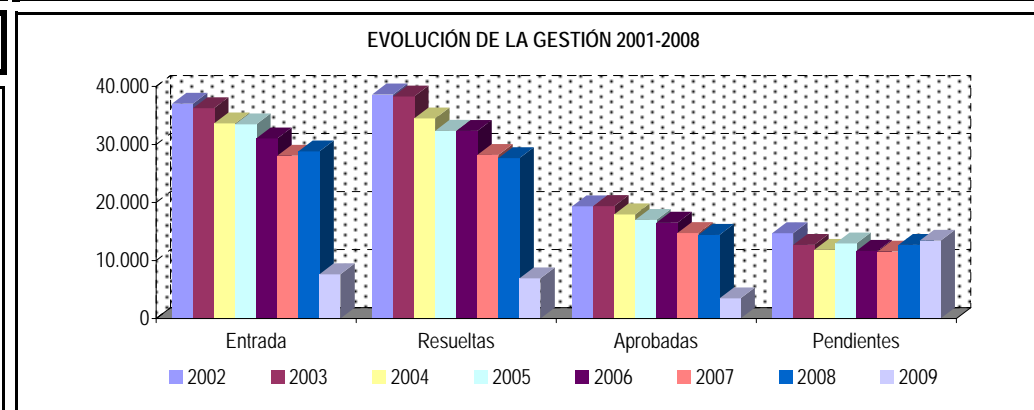
1c PNC DE INVALIDEZ: DATOS DE LA GESTIÓN MENSUAL Y ANUAL

R.D.L. 1/1994, DE 20 DE JUNIO; T. REF. LGSS PNCs DE LA SEGURIDAD SOCIAL

INVALIDEZ

| | | Entrada | Resueltas | % R./E. | Aprobadas | % A./R. | No Aprob. | Pendientes |
|--|--|---------|-----------|---------|-----------|---------|-----------|------------|
| G E S T I O N | 2002 | 37.014 | 38.610 | 104,31% | 19.341 | 50,09% | 19.269 | 14.711 |
| | 2003 | 36.247 | 38.257 | 105,55% | 19.380 | 50,66% | 18.877 | 12.701 |
| | 2004 | 33.629 | 34.496 | 102,58% | 17.947 | 52,03% | 16.549 | 11.834 |
| | 2005 | 33.459 | 32.345 | 96,67% | 16.989 | 52,52% | 15.356 | 12.948 |
| | 2006 | 31.036 | 32.329 | 104,17% | 16.511 | 51,07% | 15.818 | 11.655 |
| | 2007 | 28.067 | 28.189 | 100,43% | 14.743 | 52,30% | 13.446 | 11.533 |
| | 2008 | 28.808 | 27.649 | 95,98% | 14.414 | 52,13% | 13.235 | 12.692 |
| | M E N S U A L E S * | 2002 | 3.085 | 3.218 | | 1.612 | | 1.606 |
| 2003 | | 3.021 | 3.188 | | 1.615 | | 1.573 | 12.701 |
| 2004 | | 2.802 | 2.875 | | 1.496 | | 1.379 | 11.834 |
| 2005 | | 2.788 | 2.695 | | 1.416 | | 1.280 | 12.948 |
| 2006 | | 2.586 | 2.694 | | 1.376 | | 1.318 | 11.655 |
| 2007 | | 2.339 | 2.349 | | 1.229 | | 1.121 | 11.533 |
| 2008 | | 2.401 | 2.304 | | 1.201 | | 1.103 | 12.692 |
| 2009 | | | | | | | | |
| I II III IV V VI VII VIII IX X XI XII | 2009 | 2.254 | 1.894 | 84,03% | 876 | 46,25% | 1.018 | 13.052 |
| | II | 2.558 | 2.602 | 101,72% | 1.328 | 51,04% | 1.274 | 13.008 |
| | III | 2.816 | 2.424 | 86,08% | 1.281 | 52,85% | 1.143 | 13.400 |
| | IV | | | | | | | |
| | V | | | | | | | |
| | VI | | | | | | | |
| | VII | | | | | | | |
| | VIII | | | | | | | |
| | IX | | | | | | | |
| | X | | | | | | | |
| | XI | | | | | | | |
| | XII | | | | | | | |
| 2009 | | 7.628 | 6.920 | 90,72% | 3.485 | 50,36% | 3.435 | 13.400 |

* Pendientes reales



PENSIÓN NO CONTRIBUTIVA DE INVALIDEZ

DATOS DE GESTIÓN CORRESPONDIENTES AL MES DE MARZO DE 2009

| CC.AA. Y/O PROVINCIAS | PTES. MES ANTERIOR | SOLICITUDES PRESENTADAS | | | | | A RESOLV. MES | SOLICITUDES RESUELTAS | | | | | | | | | PTES. FIN MES |
|-----------------------------|--------------------------|----------------------------|-------|-----|------|-------|---------------------|-----------------------|-------|-----|------|-------|--------------|---------|-------|-------|---------------------|
| | | NUEVAS | LISMI | PAS | INSS | TOTAL | | APROBADAS | | | | | NO APROBADAS | | TOTAL | | |
| | | | | | | | | NUEVAS | LISMI | PAS | INSS | TOTAL | DNG | CAD-DES | | | |
| ANDALUCÍA | 2.713 | 612 | 5 | 14 | 0 | 631 | 3.344 | 259 | 8 | 6 | 0 | 273 | 148 | 26 | 447 | 2.897 | |
| ALMERÍA | 73 | 40 | 2 | 0 | 0 | 42 | 115 | 13 | 2 | 0 | 0 | 15 | 12 | 0 | 27 | 88 | |
| CÁDIZ | 360 | 97 | 1 | 6 | 0 | 104 | 464 | 61 | 1 | 1 | 0 | 63 | 16 | 3 | 82 | 382 | |
| CÓRDOBA | 182 | 27 | 0 | 0 | 0 | 27 | 209 | 28 | 0 | 0 | 0 | 28 | 13 | 3 | 44 | 165 | |
| GRANADA | 233 | 65 | 0 | 2 | 0 | 67 | 300 | 28 | 2 | 2 | 0 | 32 | 33 | 8 | 73 | 227 | |
| HUELVA | 98 | 41 | 1 | 1 | 0 | 43 | 141 | 25 | 1 | 0 | 0 | 26 | 13 | 3 | 42 | 99 | |
| JAÉN | 75 | 34 | 0 | 0 | 0 | 34 | 109 | 24 | 0 | 1 | 0 | 25 | 16 | 1 | 42 | 67 | |
| MÁLAGA | 618 | 160 | 0 | 2 | 0 | 162 | 780 | 18 | 1 | 0 | 0 | 19 | 16 | 8 | 43 | 737 | |
| SEVILLA | 1.074 | 148 | 1 | 3 | 0 | 152 | 1.226 | 62 | 1 | 2 | 0 | 65 | 29 | 0 | 94 | 1.132 | |
| ARAGÓN | 47 | 33 | 1 | 0 | 0 | 34 | 81 | 19 | 0 | 0 | 1 | 20 | 6 | 3 | 29 | 52 | |
| HUESCA | 16 | 7 | 1 | 0 | 0 | 8 | 24 | 6 | 0 | 0 | 1 | 7 | 2 | 0 | 9 | 15 | |
| TERUEL | 4 | 2 | 0 | 0 | 0 | 2 | 6 | 2 | 0 | 0 | 0 | 2 | 1 | 0 | 3 | 3 | |
| ZARAGOZA | 27 | 24 | 0 | 0 | 0 | 24 | 51 | 11 | 0 | 0 | 0 | 11 | 3 | 3 | 17 | 34 | |
| ASTURIAS | 272 | 51 | 0 | 0 | 0 | 51 | 323 | 8 | 0 | 0 | 0 | 8 | 13 | 13 | 34 | 289 | |
| ILLES BALEARS | 45 | 84 | 0 | 0 | 0 | 84 | 129 | 31 | 0 | 0 | 0 | 31 | 21 | 7 | 59 | 70 | |
| CANARIAS | 3.153 | 213 | 0 | 1 | 0 | 214 | 3.367 | 117 | 0 | 1 | 0 | 118 | 104 | 19 | 241 | 3.126 | |
| LAS PALMAS | 1.223 | 74 | 0 | 1 | 0 | 75 | 1.298 | 8 | 0 | 1 | 0 | 9 | 24 | 2 | 35 | 1.263 | |
| S.C. TENERIFE | 1.930 | 139 | 0 | 0 | 0 | 139 | 2.069 | 109 | 0 | 0 | 0 | 109 | 80 | 17 | 206 | 1.863 | |
| CANTABRIA | 55 | 41 | 0 | 0 | 0 | 41 | 96 | 32 | 0 | 0 | 0 | 32 | 10 | 0 | 42 | 54 | |
| CASTILLA Y LEÓN | 453 | 94 | 1 | 0 | 0 | 95 | 548 | 92 | 0 | 0 | 0 | 92 | 32 | 5 | 129 | 419 | |
| ÁVILA | 25 | 4 | 1 | 0 | 0 | 5 | 30 | 15 | 0 | 0 | 0 | 15 | 3 | 0 | 18 | 12 | |
| BURGOS | 110 | 19 | 0 | 0 | 0 | 19 | 129 | 12 | 0 | 0 | 0 | 12 | 5 | 1 | 18 | 111 | |
| LEÓN | 45 | 18 | 0 | 0 | 0 | 18 | 63 | 16 | 0 | 0 | 0 | 16 | 8 | 0 | 24 | 39 | |
| PALENCIA | 11 | 3 | 0 | 0 | 0 | 3 | 14 | 2 | 0 | 0 | 0 | 2 | 2 | 0 | 4 | 10 | |
| SALAMANCA | 58 | 13 | 0 | 0 | 0 | 13 | 71 | 13 | 0 | 0 | 0 | 13 | 12 | 0 | 25 | 46 | |
| SEGOVIA | 7 | 0 | 0 | 0 | 0 | 0 | 7 | 1 | 0 | 0 | 0 | 1 | 1 | 4 | 6 | 1 | |
| SORIA | 4 | 5 | 0 | 0 | 0 | 5 | 9 | 3 | 0 | 0 | 0 | 3 | 1 | 0 | 4 | 5 | |
| VALLADOLID | 154 | 28 | 0 | 0 | 0 | 28 | 182 | 19 | 0 | 0 | 0 | 19 | 0 | 0 | 19 | 163 | |
| ZAMORA | 39 | 4 | 0 | 0 | 0 | 4 | 43 | 11 | 0 | 0 | 0 | 11 | 0 | 0 | 11 | 32 | |
| CASTILLA-LA MANCHA | 353 | 79 | 1 | 2 | 0 | 82 | 435 | 67 | 1 | 4 | 1 | 73 | 36 | 11 | 120 | 315 | |
| ALBACETE | 127 | 26 | 1 | 2 | 0 | 29 | 156 | 13 | 1 | 3 | 1 | 18 | 9 | 2 | 29 | 127 | |
| CIUDAD REAL | 81 | 3 | 0 | 0 | 0 | 3 | 84 | 17 | 0 | 1 | 0 | 18 | 3 | 4 | 25 | 59 | |
| CUENCA | 36 | 34 | 0 | 0 | 0 | 34 | 70 | 13 | 0 | 0 | 0 | 13 | 9 | 0 | 22 | 48 | |
| GUADALAJARA | 24 | 14 | 0 | 0 | 0 | 14 | 38 | 6 | 0 | 0 | 0 | 6 | 6 | 5 | 17 | 21 | |
| TOLEDO | 85 | 2 | 0 | 0 | 0 | 2 | 87 | 18 | 0 | 0 | 0 | 18 | 9 | 0 | 27 | 60 | |

(Continúa al dorso)

| CC.AA. Y/O PROVINCIAS | PTES. MES ANTERIOR | SOLICITUDES PRESENTADAS | | | | | A RESOLV. MES | SOLICITUDES RESUELTAS | | | | | | | | | PTES. FIN MES |
|-----------------------------|--------------------------|----------------------------|-------|-----|------|-------|---------------------|-----------------------|-------|-----|------|-------|--------------|---------|-------|-------|---------------------|
| | | | | | | | | APROBADAS | | | | | NO APROBADAS | | TOTAL | | |
| | | NUEVAS | LISMI | PAS | INSS | TOTAL | | NUEVAS | LISMI | PAS | INSS | TOTAL | DNG | CAD-DES | | | |
| CATALUNYA | 2.261 | 549 | 2 | 0 | 21 | 572 | 2.833 | 51 | 3 | 1 | 7 | 62 | 148 | 80 | 290 | 2.543 | |
| BARCELONA | 1.683 | 409 | 1 | 0 | 20 | 430 | 2.113 | 38 | 2 | 1 | 6 | 47 | 118 | 59 | 224 | 1.889 | |
| GIRONA | 208 | 47 | 0 | 0 | 1 | 48 | 256 | 2 | 0 | 0 | 0 | 2 | 10 | 6 | 18 | 238 | |
| LLEIDA | 99 | 25 | 0 | 0 | 0 | 25 | 124 | 3 | 0 | 0 | 0 | 3 | 3 | 7 | 13 | 111 | |
| TARRAGONA | 271 | 68 | 1 | 0 | 0 | 69 | 340 | 8 | 1 | 0 | 1 | 10 | 17 | 8 | 35 | 305 | |
| COMUNIDAD VALENCIANA | 1.594 | 317 | 3 | 4 | 0 | 324 | 1.918 | 141 | 2 | 8 | 0 | 151 | 101 | 13 | 265 | 1.653 | |
| ALICANTE | 807 | 121 | 2 | 2 | 0 | 125 | 932 | 34 | 2 | 4 | 0 | 40 | 28 | 4 | 72 | 860 | |
| CASTELLÓN | 133 | 26 | 0 | 0 | 0 | 26 | 159 | 25 | 0 | 1 | 0 | 26 | 16 | 8 | 50 | 109 | |
| VALENCIA | 654 | 170 | 1 | 2 | 0 | 173 | 827 | 82 | 0 | 3 | 0 | 85 | 57 | 1 | 143 | 684 | |
| EXTREMADURA | 40 | 62 | 2 | 0 | 0 | 64 | 104 | 47 | 1 | 0 | 0 | 48 | 19 | 3 | 70 | 34 | |
| BADAJOS | 17 | 44 | 2 | 0 | 0 | 46 | 63 | 31 | 0 | 0 | 0 | 31 | 13 | 1 | 45 | 18 | |
| CÁCERES | 23 | 18 | 0 | 0 | 0 | 18 | 41 | 16 | 1 | 0 | 0 | 17 | 6 | 2 | 25 | 16 | |
| GALICIA | 668 | 189 | 1 | 1 | 0 | 191 | 859 | 74 | 0 | 1 | 3 | 78 | 108 | 6 | 192 | 667 | |
| A CORUÑA | 318 | 80 | 0 | 0 | 0 | 80 | 398 | 30 | 0 | 0 | 1 | 31 | 36 | 2 | 69 | 329 | |
| LUGO | 25 | 6 | 1 | 0 | 0 | 7 | 32 | 7 | 0 | 0 | 0 | 7 | 4 | 1 | 12 | 20 | |
| OURENSE | 132 | 28 | 0 | 1 | 0 | 29 | 161 | 6 | 0 | 1 | 0 | 7 | 11 | 1 | 19 | 142 | |
| PONTEVEDRA | 193 | 75 | 0 | 0 | 0 | 75 | 268 | 31 | 0 | 0 | 2 | 33 | 57 | 2 | 92 | 176 | |
| MADRID | 574 | 167 | 4 | 2 | 0 | 173 | 747 | 114 | 4 | 2 | 0 | 120 | 36 | 49 | 205 | 542 | |
| MURCIA | 540 | 94 | 2 | 2 | 2 | 100 | 640 | 82 | 0 | 2 | 1 | 85 | 71 | 7 | 163 | 477 | |
| NAVARRA | 9 | 11 | 0 | 0 | 0 | 11 | 20 | 8 | 0 | 0 | 0 | 8 | 3 | 2 | 13 | 7 | |
| PAÍS VASCO | 120 | 90 | 0 | 0 | 0 | 90 | 210 | 65 | 0 | 0 | 0 | 65 | 25 | 0 | 90 | 120 | |
| ÁLAVA | 1 | 0 | 0 | 0 | 0 | 0 | 1 | 0 | 0 | 0 | 0 | 0 | 0 | 0 | 0 | 1 | |
| GUIPÚZCOA | 0 | 48 | 0 | 0 | 0 | 48 | 48 | 35 | 0 | 0 | 0 | 35 | 12 | 0 | 47 | 1 | |
| VIZCAYA | 119 | 42 | 0 | 0 | 0 | 42 | 161 | 30 | 0 | 0 | 0 | 30 | 13 | 0 | 43 | 118 | |
| LA RIOJA | 12 | 10 | 0 | 0 | 0 | 10 | 22 | 3 | 0 | 0 | 0 | 3 | 3 | 0 | 6 | 16 | |
| CEUTA | 57 | 24 | 1 | 0 | 0 | 25 | 82 | 6 | 0 | 0 | 0 | 6 | 10 | 2 | 18 | 64 | |
| MELILLA | 42 | 24 | 0 | 0 | 0 | 24 | 66 | 8 | 0 | 0 | 0 | 8 | 1 | 2 | 11 | 55 | |

| | | | | | | | | | | | | | | | | |
|--------------|--------|-------|----|----|----|-------|--------|-------|----|----|----|-------|-----|-----|-------|--------|
| TOTAL ESTADO | 13.008 | 2.744 | 23 | 26 | 23 | 2.816 | 15.824 | 1.224 | 19 | 25 | 13 | 1.281 | 895 | 248 | 2.424 | 13.400 |
|--------------|--------|-------|----|----|----|-------|--------|-------|----|----|----|-------|-----|-----|-------|--------|

PENSIÓN NO CONTRIBUTIVA DE INVALIDEZ

CAUSAS DE DENEGACIÓN CORRESPONDIENTES AL MES DE MARZO DE 2009

| CC.AA. Y/O PROVINCIAS | EDAD | RESIDENCIA LEGAL | RECURSOS ECONÓMICOS | | GRADO MINUSVALÍA ENF. CRÓNICA | PRESTACIÓN INCOMPATIBLE | SOLICITAR SIN PASAR DOS AÑOS | SIN DESGLOSAR | TOTAL CAUSAS DE DENEGACIÓN |
|-----------------------------|------|---------------------|------------------------|--------|-------------------------------------|----------------------------|------------------------------------|------------------|----------------------------------|
| | | | PERSONALES | U.E.C. | | | | | |
| | | | ANDALUCÍA | 7 | | | | | |
| ALMERÍA | 2 | 0 | 5 | 2 | 3 | 0 | 0 | 0 | 12 |
| CÁDIZ | 0 | 0 | 6 | 9 | 0 | 1 | 0 | 0 | 16 |
| CÓRDOBA | 0 | 0 | 1 | 0 | 8 | 4 | 0 | 0 | 13 |
| GRANADA | 1 | 0 | 4 | 16 | 12 | 0 | 0 | 0 | 33 |
| HUELVA | 1 | 0 | 2 | 0 | 10 | 0 | 0 | 0 | 13 |
| JAÉN | 2 | 2 | 3 | 6 | 3 | 0 | 0 | 0 | 16 |
| MÁLAGA | 0 | 7 | 0 | 2 | 6 | 1 | 0 | 0 | 16 |
| SEVILLA | 1 | 1 | 2 | 4 | 21 | 0 | 0 | 0 | 29 |
| ARAGÓN | 0 | 1 | 0 | 2 | 3 | 0 | 0 | 0 | 6 |
| HUESCA | 0 | 0 | 0 | 1 | 1 | 0 | 0 | 0 | 2 |
| TERUEL | 0 | 0 | 0 | 0 | 1 | 0 | 0 | 0 | 1 |
| ZARAGOZA | 0 | 1 | 0 | 1 | 1 | 0 | 0 | 0 | 3 |
| ASTURIAS | 1 | 0 | 4 | 1 | 7 | 0 | 0 | 0 | 13 |
| ILLES BALEARS | 2 | 2 | 2 | 0 | 11 | 3 | 0 | 1 | 21 |
| CANARIAS | 3 | 0 | 9 | 14 | 76 | 1 | 0 | 1 | 104 |
| LAS PALMAS | 0 | 0 | 1 | 5 | 18 | 0 | 0 | 0 | 24 |
| S.C. TENERIFE | 3 | 0 | 8 | 9 | 58 | 1 | 0 | 1 | 80 |
| CANTABRIA | 0 | 0 | 0 | 2 | 8 | 0 | 0 | 0 | 10 |
| CASTILLA Y LEÓN | 1 | 3 | 8 | 3 | 17 | 0 | 0 | 0 | 32 |
| ÁVILA | 0 | 0 | 1 | 1 | 1 | 0 | 0 | 0 | 3 |
| BURGOS | 0 | 2 | 2 | 1 | 0 | 0 | 0 | 0 | 5 |
| LEÓN | 0 | 0 | 3 | 0 | 5 | 0 | 0 | 0 | 8 |
| PALENCIA | 0 | 0 | 1 | 0 | 1 | 0 | 0 | 0 | 2 |
| SALAMANCA | 1 | 0 | 1 | 0 | 10 | 0 | 0 | 0 | 12 |
| SEGOVIA | 0 | 1 | 0 | 0 | 0 | 0 | 0 | 0 | 1 |
| SORIA | 0 | 0 | 0 | 1 | 0 | 0 | 0 | 0 | 1 |
| VALLADOLID | 0 | 0 | 0 | 0 | 0 | 0 | 0 | 0 | 0 |
| ZAMORA | 0 | 0 | 0 | 0 | 0 | 0 | 0 | 0 | 0 |
| CASTILLA-LA MANCHA | 0 | 3 | 9 | 12 | 10 | 2 | 0 | 0 | 36 |
| ALBACETE | 0 | 1 | 1 | 1 | 6 | 0 | 0 | 0 | 9 |
| CIUDAD REAL | 0 | 0 | 0 | 0 | 1 | 2 | 0 | 0 | 3 |
| CUENCA | 0 | 0 | 3 | 6 | 0 | 0 | 0 | 0 | 9 |
| GUADALAJARA | 0 | 2 | 1 | 1 | 2 | 0 | 0 | 0 | 6 |
| TOLEDO | 0 | 0 | 4 | 4 | 1 | 0 | 0 | 0 | 9 |

(Continúa al dorso)

| CC.AA. Y/O PROVINCIAS | EDAD | RESIDENCIA LEGAL | RECURSOS ECONÓMICOS | | GRADO MINUSVALÍA ENF. CRÓNICA | PRESTACIÓN INCOMPATIBLE | SOLICITAR SIN PASAR DOS AÑOS | SIN DESGLSAR | TOTAL CAUSAS DE DENE GACIÓN |
|-----------------------------|------|---------------------|------------------------|--------|-------------------------------------|----------------------------|------------------------------------|-----------------|-----------------------------------|
| | | | PERSONALES | U.E.C. | | | | | |
| | | | CATALUNYA | 1 | | | | | |
| BARCELONA | 1 | 2 | 35 | 22 | 49 | 9 | 0 | 0 | 118 |
| GIRONA | 0 | 0 | 3 | 4 | 2 | 1 | 0 | 0 | 10 |
| LLEIDA | 0 | 0 | 0 | 0 | 2 | 1 | 0 | 0 | 3 |
| TARRAGONA | 0 | 0 | 7 | 0 | 9 | 1 | 0 | 0 | 17 |
| COMUNIDAD VALENCIANA | 0 | 3 | 24 | 29 | 43 | 2 | 0 | 0 | 101 |
| ALICANTE | 0 | 0 | 7 | 5 | 15 | 1 | 0 | 0 | 28 |
| CASTELLÓN | 0 | 1 | 7 | 4 | 4 | 0 | 0 | 0 | 16 |
| VALENCIA | 0 | 2 | 10 | 20 | 24 | 1 | 0 | 0 | 57 |
| EXTREMADURA | 0 | 1 | 4 | 6 | 8 | 0 | 0 | 0 | 19 |
| BADAJOS | 0 | 1 | 1 | 4 | 7 | 0 | 0 | 0 | 13 |
| CÁCERES | 0 | 0 | 3 | 2 | 1 | 0 | 0 | 0 | 6 |
| GALICIA | 3 | 1 | 15 | 9 | 79 | 1 | 0 | 0 | 108 |
| A CORUÑA | 0 | 1 | 7 | 0 | 28 | 0 | 0 | 0 | 36 |
| LUGO | 0 | 0 | 0 | 0 | 4 | 0 | 0 | 0 | 4 |
| OURENSE | 0 | 0 | 0 | 0 | 11 | 0 | 0 | 0 | 11 |
| PONTEVEDRA | 3 | 0 | 8 | 9 | 36 | 1 | 0 | 0 | 57 |
| MADRID | 0 | 1 | 8 | 17 | 9 | 1 | 0 | 0 | 36 |
| MURCIA | 0 | 3 | 23 | 14 | 29 | 1 | 0 | 1 | 71 |
| NAVARRA | 0 | 2 | 1 | 0 | 0 | 0 | 0 | 0 | 3 |
| PAÍS VASCO | 2 | 1 | 6 | 14 | 1 | 1 | 0 | 0 | 25 |
| ÁLAVA | 0 | 0 | 0 | 0 | 0 | 0 | 0 | 0 | 0 |
| GUIPÚZCOA | 2 | 1 | 3 | 6 | 0 | 0 | 0 | 0 | 12 |
| VIZCAYA | 0 | 0 | 3 | 8 | 1 | 1 | 0 | 0 | 13 |
| LA RIOJA | 0 | 2 | 1 | 0 | 0 | 0 | 0 | 0 | 3 |
| CEUTA | 0 | 1 | 0 | 2 | 7 | 0 | 0 | 0 | 10 |
| MELILLA | 1 | 0 | 0 | 0 | 0 | 0 | 0 | 0 | 1 |

| | | | | | | | | | |
|--------------|----|----|-----|-----|-----|----|---|---|-----|
| TOTAL ESTADO | 21 | 36 | 182 | 190 | 433 | 30 | 0 | 3 | 895 |
|--------------|----|----|-----|-----|-----|----|---|---|-----|

PENSIÓN NO CONTRIBUTIVA DE INVALIDEZ

DATOS ACUMULADOS DE GESTIÓN CORRESPONDIENTES AL AÑO 2009 HASTA MARZO

| CC.AA. Y/O PROVINCIAS | PTES. AÑO ANTERIOR | SOLICITUDES PRESENTADAS | | | | | A RESOLV. AÑO | SOLICITUDES RESUELTAS | | | | | | | | | PTES. FINAL |
|-----------------------------|--------------------------|----------------------------|-------|-----|------|-------|---------------------|-----------------------|-------|-----|------|-------|--------------|---------|-------|-------|----------------|
| | | NUEVAS | LISMI | PAS | INSS | TOTAL | | APROBADAS | | | | | NO APROBADAS | | TOTAL | | |
| | | | | | | | | NUEVAS | LISMI | PAS | INSS | TOTAL | DNG | CAD-DES | | | |
| ANDALUCÍA | 2.575 | 1.719 | 10 | 24 | 0 | 1.753 | 4.328 | 664 | 20 | 23 | 0 | 707 | 638 | 86 | 1.431 | 2.897 | |
| ALMERÍA | 61 | 105 | 3 | 1 | 0 | 109 | 170 | 52 | 3 | 0 | 0 | 55 | 25 | 2 | 82 | 88 | |
| CÁDIZ | 370 | 212 | 2 | 8 | 0 | 222 | 592 | 142 | 5 | 4 | 0 | 151 | 50 | 9 | 210 | 382 | |
| CÓRDOBA | 144 | 126 | 0 | 0 | 0 | 126 | 270 | 63 | 0 | 2 | 0 | 65 | 33 | 7 | 105 | 165 | |
| GRANADA | 260 | 170 | 1 | 3 | 0 | 174 | 434 | 68 | 3 | 2 | 0 | 73 | 121 | 13 | 207 | 227 | |
| HUELVA | 94 | 123 | 1 | 2 | 0 | 126 | 220 | 71 | 1 | 2 | 0 | 74 | 36 | 11 | 121 | 99 | |
| JAÉN | 62 | 105 | 2 | 3 | 0 | 110 | 172 | 59 | 0 | 1 | 0 | 60 | 44 | 1 | 105 | 67 | |
| MÁLAGA | 473 | 497 | 0 | 3 | 0 | 500 | 973 | 73 | 4 | 2 | 0 | 79 | 114 | 43 | 236 | 737 | |
| SEVILLA | 1.111 | 381 | 1 | 4 | 0 | 386 | 1.497 | 136 | 4 | 10 | 0 | 150 | 215 | 0 | 365 | 1.132 | |
| ARAGÓN | 42 | 86 | 1 | 0 | 1 | 88 | 130 | 45 | 0 | 0 | 1 | 46 | 23 | 9 | 78 | 52 | |
| HUESCA | 16 | 22 | 1 | 0 | 1 | 24 | 40 | 14 | 0 | 0 | 1 | 15 | 8 | 2 | 25 | 15 | |
| TERUEL | 3 | 7 | 0 | 0 | 0 | 7 | 10 | 5 | 0 | 0 | 0 | 5 | 1 | 1 | 7 | 3 | |
| ZARAGOZA | 23 | 57 | 0 | 0 | 0 | 57 | 80 | 26 | 0 | 0 | 0 | 26 | 14 | 6 | 46 | 34 | |
| ASTURIAS | 277 | 154 | 1 | 0 | 0 | 155 | 432 | 66 | 0 | 0 | 0 | 66 | 50 | 27 | 143 | 289 | |
| ILLES BALEARS | 70 | 199 | 1 | 0 | 0 | 200 | 270 | 110 | 0 | 0 | 0 | 110 | 56 | 34 | 200 | 70 | |
| CANARIAS | 3.093 | 610 | 0 | 7 | 1 | 618 | 3.711 | 259 | 0 | 6 | 1 | 266 | 292 | 27 | 585 | 3.126 | |
| LAS PALMAS | 1.151 | 257 | 0 | 5 | 1 | 263 | 1.414 | 42 | 0 | 3 | 1 | 46 | 98 | 7 | 151 | 1.263 | |
| S.C. TENERIFE | 1.942 | 353 | 0 | 2 | 0 | 355 | 2.297 | 217 | 0 | 3 | 0 | 220 | 194 | 20 | 434 | 1.863 | |
| CANTABRIA | 37 | 115 | 0 | 0 | 0 | 115 | 152 | 76 | 1 | 0 | 0 | 77 | 21 | 0 | 98 | 54 | |
| CASTILLA Y LEÓN | 412 | 335 | 2 | 1 | 0 | 338 | 750 | 225 | 2 | 0 | 0 | 227 | 91 | 13 | 331 | 419 | |
| ÁVILA | 20 | 23 | 2 | 0 | 0 | 25 | 45 | 23 | 0 | 0 | 0 | 23 | 8 | 2 | 33 | 12 | |
| BURGOS | 82 | 92 | 0 | 0 | 0 | 92 | 174 | 38 | 0 | 0 | 0 | 38 | 22 | 3 | 63 | 111 | |
| LEÓN | 46 | 49 | 0 | 1 | 0 | 50 | 96 | 40 | 0 | 0 | 0 | 40 | 17 | 0 | 57 | 39 | |
| PALENCIA | 11 | 15 | 0 | 0 | 0 | 15 | 26 | 12 | 0 | 0 | 0 | 12 | 4 | 0 | 16 | 10 | |
| SALAMANCA | 56 | 48 | 0 | 0 | 0 | 48 | 104 | 38 | 1 | 0 | 0 | 39 | 17 | 2 | 58 | 46 | |
| SEGOVIA | 8 | 6 | 0 | 0 | 0 | 6 | 14 | 7 | 0 | 0 | 0 | 7 | 1 | 5 | 13 | 1 | |
| SORIA | 6 | 12 | 0 | 0 | 0 | 12 | 18 | 10 | 1 | 0 | 0 | 11 | 2 | 0 | 13 | 5 | |
| VALLADOLID | 138 | 64 | 0 | 0 | 0 | 64 | 202 | 33 | 0 | 0 | 0 | 33 | 5 | 1 | 39 | 163 | |
| ZAMORA | 45 | 26 | 0 | 0 | 0 | 26 | 71 | 24 | 0 | 0 | 0 | 24 | 15 | 0 | 39 | 32 | |
| CASTILLA-LA MANCHA | 504 | 203 | 2 | 4 | 0 | 209 | 713 | 202 | 1 | 10 | 2 | 215 | 149 | 34 | 398 | 315 | |
| ALBACETE | 127 | 69 | 2 | 4 | 0 | 75 | 202 | 37 | 1 | 6 | 1 | 45 | 27 | 3 | 75 | 127 | |
| CIUDAD REAL | 126 | 33 | 0 | 0 | 0 | 33 | 159 | 56 | 0 | 3 | 0 | 59 | 29 | 12 | 100 | 59 | |
| CUENCA | 56 | 63 | 0 | 0 | 0 | 63 | 119 | 40 | 0 | 0 | 0 | 40 | 30 | 1 | 71 | 48 | |
| GUADALAJARA | 33 | 29 | 0 | 0 | 0 | 29 | 62 | 16 | 0 | 1 | 1 | 18 | 18 | 5 | 41 | 21 | |
| TOLEDO | 162 | 9 | 0 | 0 | 0 | 9 | 171 | 53 | 0 | 0 | 0 | 53 | 45 | 13 | 111 | 60 | |

(Continúa al dorso)

| CC.AA. Y/O PROVINCIAS | PTES. AÑO ANTERIOR | SOLICITUDES PRESENTADAS | | | | | A RESOLV. AÑO | SOLICITUDES RESUELTAS | | | | | | | | | PTES. FINAL |
|-----------------------------|--------------------------|----------------------------|-------|-----|------|-------|---------------------|-----------------------|-------|-----|------|-------|--------------|---------|-------|-------|----------------|
| | | NUEVAS | LISMI | PAS | INSS | TOTAL | | APROBADAS | | | | | NO APROBADAS | | TOTAL | | |
| | | | | | | | | NUEVAS | LISMI | PAS | INSS | TOTAL | DNG | CAD-DES | | | |
| CATALUNYA | 2.104 | 1.272 | 4 | 1 | 46 | 1.323 | 3.427 | 254 | 8 | 1 | 22 | 285 | 397 | 202 | 884 | 2.543 | |
| BARCELONA | 1.594 | 943 | 2 | 1 | 38 | 984 | 2.578 | 187 | 5 | 1 | 19 | 212 | 324 | 153 | 689 | 1.889 | |
| GIRONA | 185 | 108 | 0 | 0 | 4 | 112 | 297 | 27 | 0 | 0 | 0 | 27 | 19 | 13 | 59 | 238 | |
| LLEIDA | 85 | 61 | 0 | 0 | 1 | 62 | 147 | 9 | 1 | 0 | 1 | 11 | 12 | 13 | 36 | 111 | |
| TARRAGONA | 240 | 160 | 2 | 0 | 3 | 165 | 405 | 31 | 2 | 0 | 2 | 35 | 42 | 23 | 100 | 305 | |
| COMUNIDAD VALENCIANA | 1.574 | 840 | 10 | 6 | 0 | 856 | 2.430 | 412 | 8 | 24 | 0 | 444 | 280 | 53 | 777 | 1.653 | |
| ALICANTE | 811 | 297 | 6 | 3 | 0 | 306 | 1.117 | 106 | 5 | 13 | 0 | 124 | 99 | 34 | 257 | 860 | |
| CASTELLÓN | 136 | 86 | 0 | 0 | 0 | 86 | 222 | 57 | 0 | 1 | 0 | 58 | 44 | 11 | 113 | 109 | |
| VALENCIA | 627 | 457 | 4 | 3 | 0 | 464 | 1.091 | 249 | 3 | 10 | 0 | 262 | 137 | 8 | 407 | 684 | |
| EXTREMADURA | 54 | 157 | 4 | 3 | 0 | 164 | 218 | 114 | 4 | 2 | 0 | 120 | 55 | 9 | 184 | 34 | |
| BADAJOS | 36 | 101 | 2 | 2 | 0 | 105 | 141 | 73 | 2 | 2 | 0 | 77 | 39 | 7 | 123 | 18 | |
| CÁCERES | 18 | 56 | 2 | 1 | 0 | 59 | 77 | 41 | 2 | 0 | 0 | 43 | 16 | 2 | 61 | 16 | |
| GALICIA | 703 | 541 | 2 | 3 | 4 | 550 | 1.253 | 227 | 4 | 4 | 4 | 239 | 316 | 31 | 586 | 667 | |
| A CORUÑA | 333 | 214 | 0 | 0 | 0 | 214 | 547 | 97 | 1 | 2 | 1 | 101 | 99 | 18 | 218 | 329 | |
| LUGO | 30 | 25 | 1 | 0 | 0 | 26 | 56 | 19 | 0 | 0 | 0 | 19 | 15 | 2 | 36 | 20 | |
| OURENSE | 138 | 67 | 0 | 3 | 0 | 70 | 208 | 25 | 0 | 1 | 0 | 26 | 37 | 3 | 66 | 142 | |
| PONTEVEDRA | 202 | 235 | 1 | 0 | 4 | 240 | 442 | 86 | 3 | 1 | 3 | 93 | 165 | 8 | 266 | 176 | |
| MADRID | 517 | 479 | 4 | 13 | 0 | 496 | 1.013 | 248 | 4 | 13 | 0 | 265 | 106 | 100 | 471 | 542 | |
| MURCIA | 502 | 313 | 4 | 4 | 4 | 325 | 827 | 151 | 0 | 9 | 1 | 161 | 161 | 28 | 350 | 477 | |
| NAVARRA | 9 | 27 | 0 | 0 | 0 | 27 | 36 | 18 | 0 | 0 | 0 | 18 | 9 | 2 | 29 | 7 | |
| PAÍS VASCO | 114 | 263 | 0 | 0 | 0 | 263 | 377 | 185 | 0 | 0 | 0 | 185 | 66 | 6 | 257 | 120 | |
| ÁLAVA | 1 | 13 | 0 | 0 | 0 | 13 | 14 | 12 | 0 | 0 | 0 | 12 | 1 | 0 | 13 | 1 | |
| GUIPÚZCOA | 1 | 113 | 0 | 0 | 0 | 113 | 114 | 86 | 0 | 0 | 0 | 86 | 27 | 0 | 113 | 1 | |
| VIZCAYA | 112 | 137 | 0 | 0 | 0 | 137 | 249 | 87 | 0 | 0 | 0 | 87 | 38 | 6 | 131 | 118 | |
| LA RIOJA | 13 | 27 | 0 | 0 | 0 | 27 | 40 | 15 | 0 | 0 | 0 | 15 | 9 | 0 | 24 | 16 | |
| CEUTA | 47 | 58 | 1 | 0 | 0 | 59 | 106 | 17 | 0 | 0 | 0 | 17 | 21 | 4 | 42 | 64 | |
| MELILLA | 45 | 61 | 0 | 1 | 0 | 62 | 107 | 21 | 0 | 1 | 0 | 22 | 28 | 2 | 52 | 55 | |

| | | | | | | | | | | | | | | | | |
|--------------|--------|-------|----|----|----|-------|--------|-------|----|----|----|-------|-------|-----|-------|--------|
| TOTAL ESTADO | 12.692 | 7.459 | 46 | 67 | 56 | 7.628 | 20.320 | 3.309 | 52 | 93 | 31 | 3.485 | 2.768 | 667 | 6.920 | 13.400 |
|--------------|--------|-------|----|----|----|-------|--------|-------|----|----|----|-------|-------|-----|-------|--------|

PENSIÓN NO CONTRIBUTIVA DE INVALIDEZ

CAUSAS DE DENEGACIÓN ACUMULADAS CORRESPONDIENTES AL AÑO 2009 HASTA MARZO

| CC.AA. Y/O PROVINCIAS | EDAD | RESIDENCIA LEGAL | RECURSOS ECONÓMICOS | | GRADO MINUSVALÍA ENF. CRÓNICA | PRESTACIÓN INCOMPATIBLE | SOLICITAR SIN PASAR DOS AÑOS | SIN DESGLASAR | TOTAL CAUSAS DE DENEGACIÓN |
|-----------------------------|------|---------------------|------------------------|--------|-------------------------------------|----------------------------|------------------------------------|------------------|----------------------------------|
| | | | PERSONALES | U.E.C. | | | | | |
| | | | ANDALUCÍA | 14 | | | | | |
| ALMERÍA | 2 | 0 | 6 | 8 | 8 | 1 | 0 | 0 | 25 |
| CÁDIZ | 0 | 0 | 22 | 27 | 0 | 1 | 0 | 0 | 50 |
| CÓRDOBA | 0 | 2 | 5 | 4 | 16 | 6 | 0 | 0 | 33 |
| GRANADA | 3 | 0 | 20 | 55 | 42 | 0 | 0 | 1 | 121 |
| HUELVA | 1 | 0 | 3 | 6 | 25 | 1 | 0 | 0 | 36 |
| JAÉN | 7 | 3 | 9 | 12 | 13 | 0 | 0 | 0 | 44 |
| MÁLAGA | 0 | 11 | 0 | 12 | 89 | 2 | 0 | 0 | 114 |
| SEVILLA | 1 | 1 | 10 | 23 | 177 | 3 | 0 | 0 | 215 |
| ARAGÓN | 1 | 2 | 2 | 5 | 10 | 3 | 0 | 0 | 23 |
| HUESCA | 1 | 0 | 0 | 2 | 3 | 2 | 0 | 0 | 8 |
| TERUEL | 0 | 0 | 0 | 0 | 1 | 0 | 0 | 0 | 1 |
| ZARAGOZA | 0 | 2 | 2 | 3 | 6 | 1 | 0 | 0 | 14 |
| ASTURIAS | 1 | 1 | 11 | 12 | 24 | 1 | 0 | 0 | 50 |
| ILLES BALEARS | 2 | 8 | 8 | 0 | 26 | 3 | 0 | 9 | 56 |
| CANARIAS | 5 | 1 | 27 | 32 | 223 | 3 | 0 | 1 | 292 |
| LAS PALMAS | 0 | 0 | 11 | 11 | 74 | 2 | 0 | 0 | 98 |
| S.C. TENERIFE | 5 | 1 | 16 | 21 | 149 | 1 | 0 | 1 | 194 |
| CANTABRIA | 1 | 0 | 3 | 2 | 14 | 1 | 0 | 0 | 21 |
| CASTILLA Y LEÓN | 1 | 4 | 19 | 18 | 45 | 4 | 0 | 0 | 91 |
| ÁVILA | 0 | 0 | 1 | 6 | 1 | 0 | 0 | 0 | 8 |
| BURGOS | 0 | 3 | 5 | 5 | 9 | 0 | 0 | 0 | 22 |
| LEÓN | 0 | 0 | 6 | 1 | 8 | 2 | 0 | 0 | 17 |
| PALENCIA | 0 | 0 | 1 | 1 | 1 | 1 | 0 | 0 | 4 |
| SALAMANCA | 1 | 0 | 2 | 1 | 13 | 0 | 0 | 0 | 17 |
| SEGOVIA | 0 | 1 | 0 | 0 | 0 | 0 | 0 | 0 | 1 |
| SORIA | 0 | 0 | 0 | 1 | 1 | 0 | 0 | 0 | 2 |
| VALLADOLID | 0 | 0 | 0 | 3 | 1 | 1 | 0 | 0 | 5 |
| ZAMORA | 0 | 0 | 4 | 0 | 11 | 0 | 0 | 0 | 15 |
| CASTILLA-LA MANCHA | 2 | 10 | 32 | 40 | 62 | 3 | 0 | 0 | 149 |
| ALBACETE | 0 | 2 | 4 | 5 | 15 | 1 | 0 | 0 | 27 |
| CIUDAD REAL | 1 | 1 | 3 | 7 | 15 | 2 | 0 | 0 | 29 |
| CUENCA | 0 | 0 | 13 | 11 | 6 | 0 | 0 | 0 | 30 |
| GUADALAJARA | 0 | 4 | 3 | 4 | 7 | 0 | 0 | 0 | 18 |
| TOLEDO | 1 | 3 | 9 | 13 | 19 | 0 | 0 | 0 | 45 |

(Continúa al dorso)

| CC.AA. Y/O PROVINCIAS | EDAD | RESIDENCIA LEGAL | RECURSOS ECONÓMICOS | | GRADO MINUSVALÍA ENF. CRÓNICA | PRESTACIÓN INCOMPATIBLE | SOLICITAR SIN PASAR DOS AÑOS | SIN DESGLSAR | TOTAL CAUSAS DE DENE GACIÓN |
|-----------------------------|-----------|---------------------|------------------------|------------|-------------------------------------|----------------------------|------------------------------------|-----------------|-----------------------------------|
| | | | PERSONALES | U.E.C. | | | | | |
| | | | CATALUNYA | 3 | | | | | |
| BARCELONA | 2 | 7 | 77 | 62 | 152 | 24 | 0 | 0 | 324 |
| GIRONA | 0 | 0 | 6 | 7 | 3 | 3 | 0 | 0 | 19 |
| LLEIDA | 0 | 1 | 4 | 1 | 4 | 2 | 0 | 0 | 12 |
| TARRAGONA | 1 | 1 | 13 | 5 | 17 | 5 | 0 | 0 | 42 |
| COMUNIDAD VALENCIANA | 1 | 6 | 63 | 92 | 94 | 24 | 0 | 0 | 280 |
| ALICANTE | 0 | 0 | 17 | 32 | 41 | 9 | 0 | 0 | 99 |
| CASTELLÓN | 0 | 2 | 19 | 13 | 10 | 0 | 0 | 0 | 44 |
| VALENCIA | 1 | 4 | 27 | 47 | 43 | 15 | 0 | 0 | 137 |
| EXTREMADURA | 1 | 2 | 9 | 24 | 19 | 0 | 0 | 0 | 55 |
| BADAJOS | 1 | 2 | 3 | 18 | 15 | 0 | 0 | 0 | 39 |
| CÁCERES | 0 | 0 | 6 | 6 | 4 | 0 | 0 | 0 | 16 |
| GALICIA | 5 | 6 | 39 | 39 | 218 | 9 | 0 | 0 | 316 |
| A CORUÑA | 0 | 1 | 18 | 6 | 70 | 4 | 0 | 0 | 99 |
| LUGO | 0 | 0 | 1 | 0 | 12 | 2 | 0 | 0 | 15 |
| OURENSE | 0 | 2 | 3 | 0 | 32 | 0 | 0 | 0 | 37 |
| PONTEVEDRA | 5 | 3 | 17 | 33 | 104 | 3 | 0 | 0 | 165 |
| MADRID | 0 | 4 | 29 | 46 | 25 | 2 | 0 | 0 | 106 |
| MURCIA | 2 | 7 | 47 | 31 | 72 | 1 | 0 | 1 | 161 |
| NAVARRA | 0 | 3 | 1 | 4 | 1 | 0 | 0 | 0 | 9 |
| PAÍS VASCO | 5 | 1 | 15 | 38 | 5 | 2 | 0 | 0 | 66 |
| ÁLAVA | 0 | 0 | 0 | 1 | 0 | 0 | 0 | 0 | 1 |
| GUIPÚZCOA | 5 | 1 | 5 | 16 | 0 | 0 | 0 | 0 | 27 |
| VIZCAYA | 0 | 0 | 10 | 21 | 5 | 2 | 0 | 0 | 38 |
| LA RIOJA | 0 | 2 | 1 | 3 | 3 | 0 | 0 | 0 | 9 |
| CEUTA | 0 | 1 | 0 | 3 | 17 | 0 | 0 | 0 | 21 |
| MELILLA | 2 | 3 | 3 | 0 | 19 | 1 | 0 | 0 | 28 |
| TOTAL ESTADO | 46 | 87 | 484 | 611 | 1.423 | 105 | 0 | 12 | 2.768 |

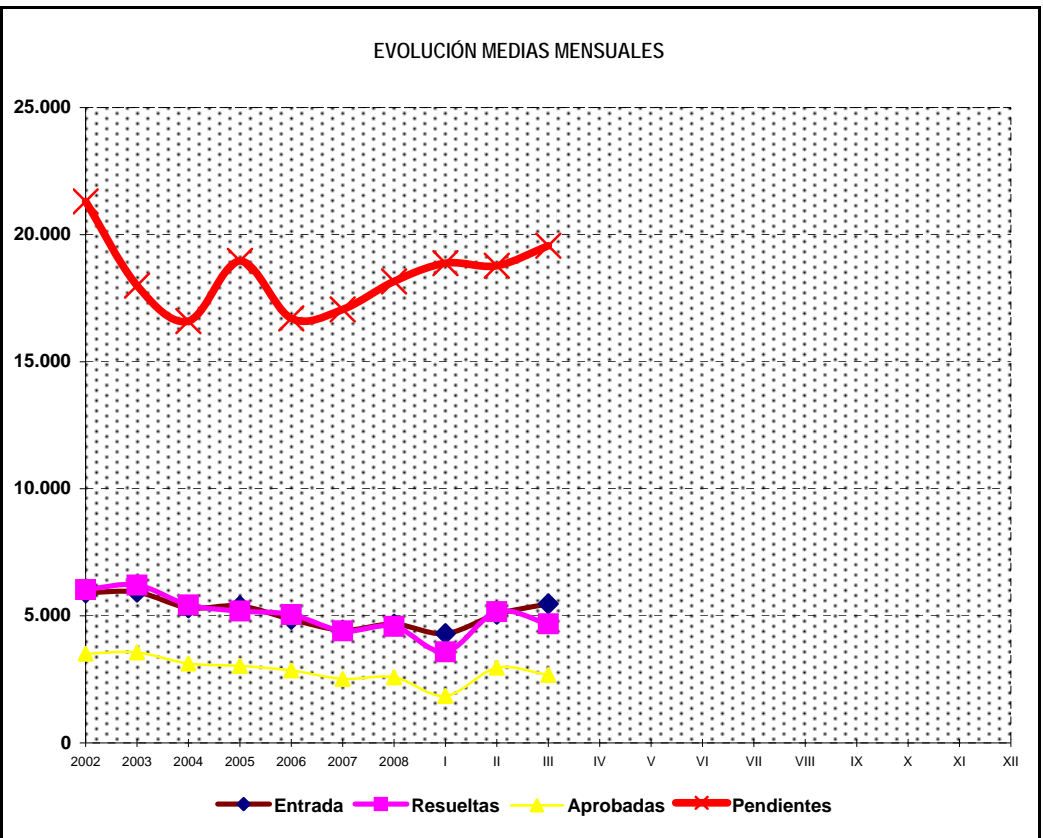
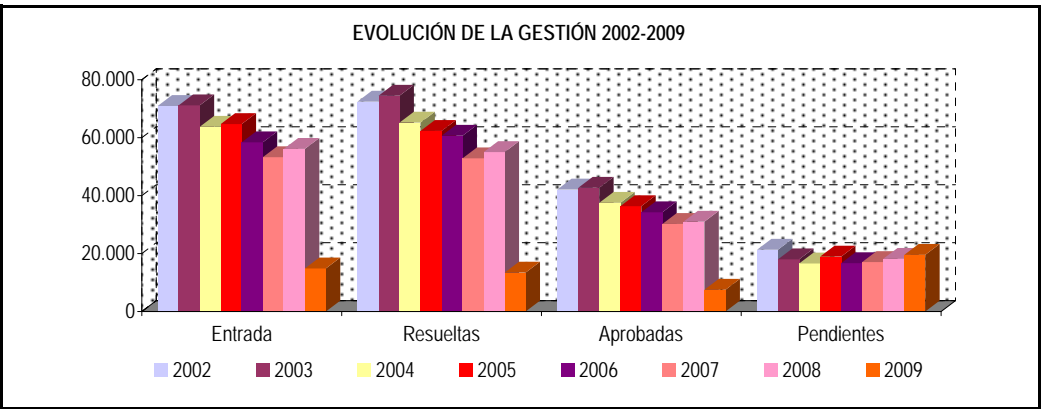
1d PNCs DE LA SEGURIDAD SOCIAL: DATOS DE LA GESTIÓN MENSUAL Y ANUAL

**R.D.L. 1/1994, DE 20 DE JUNIO; T. REF. LGSS
PNCs DE LA SEGURIDAD SOCIAL**

| | | Entrada | Resueltas | % R./E. | Aprobadas | No Aprob. | Pendientes |
|--|--|---------|-----------|---------|-----------|-----------|------------|
| G E S T I Ó N | 2002 | 70.924 | 72.417 | 102,11% | 42.112 | 30.305 | 21.308 |
| | 2003 | 71.186 | 74.497 | 104,65% | 42.720 | 31.777 | 17.997 |
| | 2004 | 63.772 | 65.173 | 102,20% | 37.526 | 27.647 | 16.596 |
| | 2005 | 64.680 | 62.309 | 96,33% | 36.331 | 25.978 | 18.967 |
| | 2006 | 58.379 | 60.644 | 103,88% | 34.262 | 26.382 | 16.702 |
| | 2007 | 53.253 | 52.898 | 99,33% | 30.248 | 22.650 | 17.057 |
| | 2008 | 56.116 | 55.013 | 98,03% | 30.978 | 24.035 | 18.160 |
| | M E N S U A L E S * | 2002 | 5.910 | 6.035 | | 3.509 | 2.525 |
| 2003 | | 5.932 | 6.208 | | 3.560 | 2.648 | 17.997 |
| 2004 | | 5.314 | 5.431 | | 3.127 | 2.304 | 16.596 |
| 2005 | | 5.390 | 5.192 | | 3.028 | 2.165 | 18.967 |
| 2006 | | 4.865 | 5.054 | | 2.855 | 2.199 | 16.702 |
| 2007 | | 4.438 | 4.408 | | 2.521 | 1.888 | 17.057 |
| 2008 | | 4.676 | 4.584 | | 2.582 | 2.003 | 18.160 |
| 2009 | | | | | | | |
| I II III IV V VI VII VIII IX X XI XII | I | 4.302 | 3.582 | 83,26% | 1.847 | 1.735 | 18.880 |
| | II | 5.064 | 5.168 | 102,05% | 2.962 | 2.206 | 18.776 |
| | III | 5.474 | 4.685 | 85,59% | 2.680 | 2.005 | 19.565 |
| | IV | | | | | | |
| | V | | | | | | |
| | VI | | | | | | |
| | VII | | | | | | |
| | VIII | | | | | | |
| | IX | | | | | | |
| | X | | | | | | |
| | XI | | | | | | |
| | XII | | | | | | |
| 2009 | | 14.840 | 13.435 | 90,53% | 7.489 | 5.946 | 19.565 |

* Pendientes reales

TOTAL: JUBILACIÓN MÁS INVALIDEZ



PENSIONES NO CONTRIBUTIVAS DE JUBILACIÓN E INVALIDEZ

DATOS CONJUNTOS DE GESTIÓN CORRESPONDIENTES AL MES DE MARZO DE 2009

| CC.AA. Y/O PROVINCIAS | PTES. MES ANTERIOR | SOLICITUDES PRESENTADAS | | | | | A RESOLV. MES | SOLICITUDES RESUELTAS | | | | | | | | | PTES. FIN MES |
|-----------------------------|--------------------------|----------------------------|-----------|-----------|----------|--------------|---------------------|-----------------------|-----------|-----------|----------|------------|--------------|-----------|--------------|--------------|---------------------|
| | | | | | | | | APROBADAS | | | | | NO APROBADAS | | TOTAL | | |
| | | NUEVAS | LISMI | PAS | INSS | TOTAL | | NUEVAS | LISMI | PAS | INSS | TOTAL | DNG | CAD-DES | | | |
| ANDALUCÍA | 3.589 | 1.170 | 11 | 26 | 0 | 1.207 | 4.796 | 686 | 10 | 16 | 0 | 712 | 269 | 44 | 1.025 | 3.771 | |
| ALMERÍA | 103 | 84 | 3 | 1 | 0 | 88 | 191 | 36 | 3 | 1 | 0 | 40 | 27 | 1 | 68 | 123 | |
| CÁDIZ | 452 | 158 | 3 | 9 | 0 | 170 | 622 | 121 | 1 | 3 | 0 | 125 | 30 | 4 | 159 | 463 | |
| CÓRDOBA | 248 | 80 | 0 | 0 | 0 | 80 | 328 | 71 | 0 | 0 | 0 | 71 | 24 | 4 | 99 | 229 | |
| GRANADA | 279 | 114 | 0 | 4 | 0 | 118 | 397 | 65 | 2 | 2 | 0 | 69 | 41 | 10 | 120 | 277 | |
| HUELVA | 138 | 76 | 1 | 3 | 0 | 80 | 218 | 61 | 1 | 1 | 0 | 63 | 19 | 4 | 86 | 132 | |
| JAÉN | 110 | 67 | 0 | 0 | 0 | 67 | 177 | 56 | 1 | 2 | 0 | 59 | 24 | 2 | 85 | 92 | |
| MÁLAGA | 899 | 308 | 2 | 3 | 0 | 313 | 1.212 | 113 | 1 | 1 | 0 | 115 | 47 | 19 | 181 | 1.031 | |
| SEVILLA | 1.360 | 283 | 2 | 6 | 0 | 291 | 1.651 | 163 | 1 | 6 | 0 | 170 | 57 | 0 | 227 | 1.424 | |
| ARAGÓN | 108 | 85 | 1 | 1 | 0 | 87 | 195 | 51 | 0 | 0 | 1 | 52 | 19 | 7 | 78 | 117 | |
| HUESCA | 39 | 22 | 1 | 0 | 0 | 23 | 62 | 19 | 0 | 0 | 1 | 20 | 6 | 0 | 26 | 36 | |
| TERUEL | 8 | 6 | 0 | 0 | 0 | 6 | 14 | 6 | 0 | 0 | 0 | 6 | 3 | 1 | 10 | 4 | |
| ZARAGOZA | 61 | 57 | 0 | 1 | 0 | 58 | 119 | 26 | 0 | 0 | 0 | 26 | 10 | 6 | 42 | 77 | |
| ASTURIAS | 482 | 102 | 1 | 1 | 0 | 104 | 586 | 21 | 5 | 0 | 1 | 27 | 21 | 25 | 73 | 513 | |
| ILLES BALEARS | 60 | 139 | 0 | 0 | 0 | 139 | 199 | 53 | 0 | 0 | 0 | 53 | 25 | 15 | 93 | 106 | |
| CANARIAS | 4.436 | 382 | 0 | 9 | 0 | 391 | 4.827 | 227 | 0 | 4 | 0 | 231 | 153 | 28 | 412 | 4.415 | |
| LAS PALMAS | 1.730 | 161 | 0 | 6 | 0 | 167 | 1.897 | 46 | 0 | 2 | 0 | 48 | 39 | 2 | 89 | 1.808 | |
| S.C. TENERIFE | 2.706 | 221 | 0 | 3 | 0 | 224 | 2.930 | 181 | 0 | 2 | 0 | 183 | 114 | 26 | 323 | 2.607 | |
| CANTABRIA | 80 | 77 | 0 | 0 | 0 | 77 | 157 | 61 | 0 | 0 | 0 | 61 | 20 | 0 | 81 | 76 | |
| CASTILLA Y LEÓN | 752 | 200 | 3 | 0 | 0 | 203 | 955 | 173 | 2 | 1 | 0 | 176 | 63 | 11 | 250 | 705 | |
| ÁVILA | 51 | 13 | 1 | 0 | 0 | 14 | 65 | 20 | 0 | 0 | 0 | 20 | 5 | 0 | 25 | 40 | |
| BURGOS | 166 | 28 | 0 | 0 | 0 | 28 | 194 | 21 | 0 | 0 | 0 | 21 | 9 | 1 | 31 | 163 | |
| LEÓN | 68 | 33 | 0 | 0 | 0 | 33 | 101 | 34 | 1 | 0 | 0 | 35 | 13 | 0 | 48 | 53 | |
| PALENCIA | 24 | 16 | 0 | 0 | 0 | 16 | 40 | 8 | 0 | 0 | 0 | 8 | 2 | 0 | 10 | 30 | |
| SALAMANCA | 88 | 28 | 1 | 0 | 0 | 29 | 117 | 24 | 1 | 1 | 0 | 26 | 19 | 0 | 45 | 72 | |
| SEGOVIA | 11 | 2 | 0 | 0 | 0 | 2 | 13 | 2 | 0 | 0 | 0 | 2 | 1 | 5 | 8 | 5 | |
| SORIA | 6 | 12 | 0 | 0 | 0 | 12 | 18 | 5 | 0 | 0 | 0 | 5 | 1 | 0 | 6 | 12 | |
| VALLADOLID | 262 | 61 | 0 | 0 | 0 | 61 | 323 | 43 | 0 | 0 | 0 | 43 | 7 | 0 | 50 | 273 | |
| ZAMORA | 76 | 7 | 1 | 0 | 0 | 8 | 84 | 16 | 0 | 0 | 0 | 16 | 6 | 5 | 27 | 57 | |
| CASTILLA-LA MANCHA | 548 | 133 | 3 | 5 | 0 | 141 | 689 | 122 | 1 | 5 | 1 | 129 | 57 | 14 | 200 | 489 | |
| ALBACETE | 154 | 37 | 3 | 4 | 0 | 44 | 198 | 23 | 1 | 4 | 1 | 29 | 13 | 2 | 44 | 154 | |
| CIUDAD REAL | 168 | 13 | 0 | 0 | 0 | 13 | 181 | 39 | 0 | 1 | 0 | 40 | 4 | 4 | 48 | 133 | |
| CUENCA | 56 | 50 | 0 | 0 | 0 | 50 | 106 | 22 | 0 | 0 | 0 | 22 | 15 | 1 | 38 | 68 | |
| GUADALAJARA | 34 | 29 | 0 | 1 | 0 | 30 | 64 | 9 | 0 | 0 | 0 | 9 | 8 | 7 | 24 | 40 | |
| TOLEDO | 136 | 4 | 0 | 0 | 0 | 4 | 140 | 29 | 0 | 0 | 0 | 29 | 17 | 0 | 46 | 94 | |

(Continúa al dorso)

| CC.AA. Y/O PROVINCIAS | PTES. MES ANTERIOR | SOLICITUDES PRESENTADAS | | | | | A RESOLV. MES | SOLICITUDES RESUELTAS | | | | | | | | | PTES. FIN MES |
|-----------------------------|--------------------------|----------------------------|-------|-----|------|-------|---------------------|-----------------------|-------|-----|------|-------|--------------|---------|-------|-------|---------------------|
| | | | | | | | | APROBADAS | | | | | NO APROBADAS | | TOTAL | | |
| | | NUEVAS | LISMI | PAS | INSS | TOTAL | | NUEVAS | LISMI | PAS | INSS | TOTAL | DNG | CAD-DES | | | |
| CATALUNYA | 3.180 | 991 | 3 | 1 | 24 | 1.019 | 4.199 | 66 | 5 | 2 | 7 | 80 | 214 | 135 | 429 | 3.770 | |
| BARCELONA | 2.357 | 726 | 1 | 1 | 23 | 751 | 3.108 | 52 | 3 | 2 | 6 | 63 | 164 | 99 | 326 | 2.782 | |
| GIRONA | 275 | 98 | 0 | 0 | 1 | 99 | 374 | 2 | 1 | 0 | 0 | 3 | 13 | 11 | 27 | 347 | |
| LLEIDA | 165 | 52 | 1 | 0 | 0 | 53 | 218 | 3 | 0 | 0 | 0 | 3 | 8 | 12 | 23 | 195 | |
| TARRAGONA | 383 | 115 | 1 | 0 | 0 | 116 | 499 | 9 | 1 | 0 | 1 | 11 | 29 | 13 | 53 | 446 | |
| COMUNIDAD VALENCIANA | 2.002 | 602 | 4 | 10 | 0 | 616 | 2.618 | 270 | 4 | 12 | 1 | 287 | 226 | 18 | 531 | 2.087 | |
| ALICANTE | 912 | 228 | 3 | 6 | 0 | 237 | 1.149 | 84 | 3 | 7 | 0 | 94 | 54 | 5 | 153 | 996 | |
| CASTELLÓN | 206 | 46 | 0 | 0 | 0 | 46 | 252 | 39 | 0 | 1 | 1 | 41 | 30 | 10 | 81 | 171 | |
| VALENCIA | 884 | 328 | 1 | 4 | 0 | 333 | 1.217 | 147 | 1 | 4 | 0 | 152 | 142 | 3 | 297 | 920 | |
| EXTREMADURA | 98 | 155 | 13 | 1 | 0 | 169 | 267 | 112 | 2 | 1 | 0 | 115 | 44 | 8 | 167 | 100 | |
| BADAJOS | 37 | 112 | 6 | 1 | 0 | 119 | 156 | 69 | 0 | 1 | 0 | 70 | 31 | 3 | 104 | 52 | |
| CÁCERES | 61 | 43 | 7 | 0 | 0 | 50 | 111 | 43 | 2 | 0 | 0 | 45 | 13 | 5 | 63 | 48 | |
| GALICIA | 1.290 | 446 | 2 | 2 | 0 | 450 | 1.740 | 208 | 2 | 3 | 3 | 216 | 178 | 18 | 412 | 1.328 | |
| A CORUÑA | 636 | 194 | 0 | 0 | 0 | 194 | 830 | 88 | 0 | 1 | 1 | 90 | 62 | 11 | 163 | 667 | |
| LUGO | 32 | 33 | 1 | 0 | 0 | 34 | 66 | 27 | 0 | 0 | 0 | 27 | 6 | 3 | 36 | 30 | |
| OURENSE | 202 | 61 | 1 | 2 | 0 | 64 | 266 | 23 | 0 | 2 | 0 | 25 | 15 | 2 | 42 | 224 | |
| PONTEVEDRA | 420 | 158 | 0 | 0 | 0 | 158 | 578 | 70 | 2 | 0 | 2 | 74 | 95 | 2 | 171 | 407 | |
| MADRID | 1.055 | 426 | 4 | 13 | 0 | 443 | 1.498 | 239 | 4 | 13 | 0 | 256 | 82 | 124 | 462 | 1.036 | |
| MURCIA | 745 | 141 | 3 | 4 | 2 | 150 | 895 | 108 | 2 | 2 | 1 | 113 | 91 | 12 | 216 | 679 | |
| NAVARRA | 32 | 22 | 0 | 3 | 3 | 28 | 60 | 21 | 0 | 0 | 1 | 22 | 12 | 2 | 36 | 24 | |
| PAÍS VASCO | 159 | 154 | 0 | 0 | 0 | 154 | 313 | 102 | 0 | 0 | 0 | 102 | 44 | 1 | 147 | 166 | |
| ÁLAVA | 1 | 0 | 0 | 0 | 0 | 0 | 1 | 0 | 0 | 0 | 0 | 0 | 0 | 0 | 0 | 1 | |
| GUIPÚZCOA | 1 | 82 | 0 | 0 | 0 | 82 | 83 | 57 | 0 | 0 | 0 | 57 | 22 | 0 | 79 | 4 | |
| VIZCAYA | 157 | 72 | 0 | 0 | 0 | 72 | 229 | 45 | 0 | 0 | 0 | 45 | 22 | 1 | 68 | 161 | |
| LA RIOJA | 37 | 28 | 0 | 0 | 0 | 28 | 65 | 21 | 0 | 0 | 0 | 21 | 5 | 0 | 26 | 39 | |
| CEUTA | 70 | 34 | 1 | 0 | 0 | 35 | 105 | 11 | 0 | 0 | 0 | 11 | 11 | 3 | 25 | 80 | |
| MELILLA | 53 | 32 | 0 | 1 | 0 | 33 | 86 | 15 | 0 | 1 | 0 | 16 | 4 | 2 | 22 | 64 | |

| | | | | | | | | | | | | | | | | |
|--------------|--------|-------|----|----|----|-------|--------|-------|----|----|----|-------|-------|-----|-------|--------|
| TOTAL ESTADO | 18.776 | 5.319 | 49 | 77 | 29 | 5.474 | 24.250 | 2.567 | 37 | 60 | 16 | 2.680 | 1.538 | 467 | 4.685 | 19.565 |
|--------------|--------|-------|----|----|----|-------|--------|-------|----|----|----|-------|-------|-----|-------|--------|

PENSIONES NO CONTRIBUTIVAS DE JUBILACIÓN E INVALIDEZ

CAUSAS DE DENEGACIÓN CONJUNTAS CORRESPONDIENTES AL MES DE MARZO DE 2009

| CC.AA. Y/O PROVINCIAS | EDAD | RESIDENCIA LEGAL | RECURSOS | | GRADO MINUSVALÍA ENF. CRÓNICA | PRESTACIÓN INCOMPATIBLE | SOLICITAR SIN PASAR DOS AÑOS | SIN DESGLOSAR | TOTAL CAUSAS DE DENEGACIÓN |
|-----------------------------|------|---------------------|------------|--------|-------------------------------------|----------------------------|------------------------------------|------------------|----------------------------------|
| | | | ECONÓMICOS | | | | | | |
| | | | PERSONALES | U.E.C. | | | | | |
| ANDALUCÍA | 15 | 20 | 51 | 113 | 63 | 7 | 0 | 0 | 269 |
| ALMERÍA | 3 | 0 | 6 | 15 | 3 | 0 | 0 | 0 | 27 |
| CÁDIZ | 0 | 0 | 19 | 10 | 0 | 1 | 0 | 0 | 30 |
| CÓRDOBA | 1 | 0 | 1 | 10 | 8 | 4 | 0 | 0 | 24 |
| GRANADA | 1 | 1 | 5 | 22 | 12 | 0 | 0 | 0 | 41 |
| HUELVA | 3 | 0 | 4 | 2 | 10 | 0 | 0 | 0 | 19 |
| JAÉN | 4 | 2 | 3 | 12 | 3 | 0 | 0 | 0 | 24 |
| MÁLAGA | 0 | 14 | 1 | 25 | 6 | 1 | 0 | 0 | 47 |
| SEVILLA | 3 | 3 | 12 | 17 | 21 | 1 | 0 | 0 | 57 |
| ARAGÓN | 1 | 1 | 3 | 11 | 3 | 0 | 0 | 0 | 19 |
| HUESCA | 0 | 0 | 0 | 5 | 1 | 0 | 0 | 0 | 6 |
| TERUEL | 1 | 0 | 0 | 1 | 1 | 0 | 0 | 0 | 3 |
| ZARAGOZA | 0 | 1 | 3 | 5 | 1 | 0 | 0 | 0 | 10 |
| ASTURIAS | 3 | 1 | 6 | 4 | 7 | 0 | 0 | 0 | 21 |
| ILLES BALEARS | 2 | 3 | 4 | 1 | 11 | 3 | 0 | 1 | 25 |
| CANARIAS | 4 | 13 | 17 | 41 | 76 | 1 | 0 | 1 | 153 |
| LAS PALMAS | 1 | 4 | 4 | 12 | 18 | 0 | 0 | 0 | 39 |
| S.C. TENERIFE | 3 | 9 | 13 | 29 | 58 | 1 | 0 | 1 | 114 |
| CANTABRIA | 0 | 0 | 1 | 11 | 8 | 0 | 0 | 0 | 20 |
| CASTILLA Y LEÓN | 2 | 3 | 15 | 25 | 17 | 1 | 0 | 0 | 63 |
| ÁVILA | 0 | 0 | 1 | 3 | 1 | 0 | 0 | 0 | 5 |
| BURGOS | 0 | 2 | 3 | 4 | 0 | 0 | 0 | 0 | 9 |
| LEÓN | 0 | 0 | 4 | 3 | 5 | 1 | 0 | 0 | 13 |
| PALENCIA | 0 | 0 | 1 | 0 | 1 | 0 | 0 | 0 | 2 |
| SALAMANCA | 2 | 0 | 2 | 5 | 10 | 0 | 0 | 0 | 19 |
| SEGOVIA | 0 | 1 | 0 | 0 | 0 | 0 | 0 | 0 | 1 |
| SORIA | 0 | 0 | 0 | 1 | 0 | 0 | 0 | 0 | 1 |
| VALLADOLID | 0 | 0 | 2 | 5 | 0 | 0 | 0 | 0 | 7 |
| ZAMORA | 0 | 0 | 2 | 4 | 0 | 0 | 0 | 0 | 6 |
| CASTILLA-LA MANCHA | 1 | 4 | 15 | 25 | 10 | 2 | 0 | 0 | 57 |
| ALBACETE | 0 | 2 | 1 | 4 | 6 | 0 | 0 | 0 | 13 |
| CIUDAD REAL | 0 | 0 | 1 | 0 | 1 | 2 | 0 | 0 | 4 |
| CUENCA | 0 | 0 | 4 | 11 | 0 | 0 | 0 | 0 | 15 |
| GUADALAJARA | 1 | 2 | 1 | 2 | 2 | 0 | 0 | 0 | 8 |
| TOLEDO | 0 | 0 | 8 | 8 | 1 | 0 | 0 | 0 | 17 |

(Continúa al dorso)

| CC.AA. Y/O PROVINCIAS | EDAD | RESIDENCIA LEGAL | RECURSOS ECONÓMICOS | | GRADO MINUSVALÍA ENF. CRÓNICA | PRESTACIÓN INCOMPATIBLE | SOLICITAR SIN PASAR DOS AÑOS | SIN DESGLOSAR | TOTAL CAUSAS DE DENEGACIÓN |
|-----------------------------|-----------|---------------------|------------------------|------------|-------------------------------------|----------------------------|------------------------------------|------------------|----------------------------------|
| | | | PERSONALES | U.E.C. | | | | | |
| | | | CATALUNYA | 4 | | | | | |
| BARCELONA | 2 | 6 | 46 | 51 | 49 | 10 | 0 | 0 | 164 |
| GIRONA | 0 | 1 | 4 | 5 | 2 | 1 | 0 | 0 | 13 |
| LLEIDA | 0 | 1 | 0 | 4 | 2 | 1 | 0 | 0 | 8 |
| TARRAGONA | 2 | 2 | 7 | 8 | 9 | 1 | 0 | 0 | 29 |
| COMUNIDAD VALENCIANA | 3 | 13 | 39 | 125 | 43 | 3 | 0 | 0 | 226 |
| ALICANTE | 1 | 0 | 12 | 25 | 15 | 1 | 0 | 0 | 54 |
| CASTELLÓN | 0 | 4 | 8 | 14 | 4 | 0 | 0 | 0 | 30 |
| VALENCIA | 2 | 9 | 19 | 86 | 24 | 2 | 0 | 0 | 142 |
| EXTREMADURA | 3 | 1 | 9 | 23 | 8 | 0 | 0 | 0 | 44 |
| BADAJOS | 3 | 1 | 5 | 15 | 7 | 0 | 0 | 0 | 31 |
| CÁCERES | 0 | 0 | 4 | 8 | 1 | 0 | 0 | 0 | 13 |
| GALICIA | 10 | 13 | 27 | 47 | 79 | 2 | 0 | 0 | 178 |
| A CORUÑA | 0 | 8 | 14 | 12 | 28 | 0 | 0 | 0 | 62 |
| LUGO | 1 | 0 | 1 | 0 | 4 | 0 | 0 | 0 | 6 |
| OURENSE | 1 | 0 | 1 | 1 | 11 | 1 | 0 | 0 | 15 |
| PONTEVEDRA | 8 | 5 | 11 | 34 | 36 | 1 | 0 | 0 | 95 |
| MADRID | 1 | 7 | 17 | 47 | 9 | 1 | 0 | 0 | 82 |
| MURCIA | 0 | 4 | 25 | 31 | 29 | 1 | 0 | 1 | 91 |
| NAVARRA | 0 | 2 | 5 | 5 | 0 | 0 | 0 | 0 | 12 |
| PAÍS VASCO | 6 | 1 | 13 | 22 | 1 | 1 | 0 | 0 | 44 |
| ÁLAVA | 0 | 0 | 0 | 0 | 0 | 0 | 0 | 0 | 0 |
| GUIPÚZCOA | 6 | 1 | 9 | 6 | 0 | 0 | 0 | 0 | 22 |
| VIZCAYA | 0 | 0 | 4 | 16 | 1 | 1 | 0 | 0 | 22 |
| LA RIOJA | 0 | 2 | 1 | 2 | 0 | 0 | 0 | 0 | 5 |
| CEUTA | 0 | 1 | 0 | 3 | 7 | 0 | 0 | 0 | 11 |
| MELILLA | 1 | 2 | 0 | 1 | 0 | 0 | 0 | 0 | 4 |
| TOTAL ESTADO | 56 | 101 | 305 | 605 | 433 | 35 | 0 | 3 | 1.538 |

PENSIONES NO CONTRIBUTIVAS DE JUBILACIÓN E INVALIDEZ

DATOS ACUMULADOS DE GESTIÓN CORRESPONDIENTES AL AÑO 2009 HASTA MARZO

| CC.AA. Y/O PROVINCIAS | PTES. AÑO ANTERIOR | SOLICITUDES PRESENTADAS | | | | | A RESOLV. AÑO | SOLICITUDES RESUELTAS | | | | | | | | | PTES. FINAL |
|-----------------------------|--------------------------|----------------------------|-----------|-----------|----------|--------------|---------------------|-----------------------|-----------|-----------|----------|--------------|--------------|------------|--------------|--------------|----------------|
| | | NUEVAS | LISMI | PAS | INSS | TOTAL | | APROBADAS | | | | | NO APROBADAS | | TOTAL | | |
| | | | | | | | | NUEVAS | LISMI | PAS | INSS | TOTAL | DNG | CAD-DES | | | |
| ANDALUCÍA | 3.299 | 3.309 | 23 | 59 | 0 | 3.391 | 6.690 | 1.656 | 27 | 64 | 0 | 1.747 | 1.029 | 143 | 2.919 | 3.771 | |
| ALMERÍA | 89 | 215 | 8 | 2 | 0 | 225 | 314 | 108 | 6 | 1 | 0 | 115 | 67 | 9 | 191 | 123 | |
| CÁDIZ | 495 | 374 | 4 | 15 | 0 | 393 | 888 | 309 | 6 | 14 | 0 | 329 | 86 | 10 | 425 | 463 | |
| CÓRDOBA | 198 | 295 | 0 | 0 | 0 | 295 | 493 | 181 | 0 | 5 | 0 | 186 | 67 | 11 | 264 | 229 | |
| GRANADA | 328 | 286 | 1 | 7 | 0 | 294 | 622 | 143 | 3 | 2 | 0 | 148 | 178 | 19 | 345 | 277 | |
| HUELVA | 134 | 215 | 1 | 8 | 0 | 224 | 358 | 151 | 1 | 6 | 0 | 158 | 54 | 14 | 226 | 132 | |
| JAÉN | 82 | 201 | 2 | 6 | 0 | 209 | 291 | 124 | 1 | 6 | 0 | 131 | 66 | 2 | 199 | 92 | |
| MÁLAGA | 650 | 928 | 4 | 4 | 0 | 936 | 1.586 | 273 | 5 | 6 | 0 | 284 | 193 | 78 | 555 | 1.031 | |
| SEVILLA | 1.323 | 795 | 3 | 17 | 0 | 815 | 2.138 | 367 | 5 | 24 | 0 | 396 | 318 | 0 | 714 | 1.424 | |
| ARAGÓN | 84 | 236 | 1 | 2 | 1 | 240 | 324 | 131 | 0 | 1 | 1 | 133 | 56 | 18 | 207 | 117 | |
| HUESCA | 35 | 55 | 1 | 1 | 1 | 58 | 93 | 37 | 0 | 1 | 1 | 39 | 13 | 5 | 57 | 36 | |
| TERUEL | 8 | 15 | 0 | 0 | 0 | 15 | 23 | 13 | 0 | 0 | 0 | 13 | 4 | 2 | 19 | 4 | |
| ZARAGOZA | 41 | 166 | 0 | 1 | 0 | 167 | 208 | 81 | 0 | 0 | 0 | 81 | 39 | 11 | 131 | 77 | |
| ASTURIAS | 487 | 275 | 4 | 1 | 0 | 280 | 767 | 115 | 5 | 1 | 3 | 124 | 79 | 51 | 254 | 513 | |
| ILLES BALEARS | 99 | 354 | 1 | 0 | 0 | 355 | 454 | 210 | 0 | 0 | 0 | 210 | 81 | 57 | 348 | 106 | |
| CANARIAS | 4.342 | 1.089 | 0 | 24 | 1 | 1.114 | 5.456 | 516 | 0 | 11 | 1 | 528 | 410 | 103 | 1.041 | 4.415 | |
| LAS PALMAS | 1.592 | 533 | 0 | 17 | 1 | 551 | 2.143 | 123 | 0 | 5 | 1 | 129 | 140 | 66 | 335 | 1.808 | |
| S.C. TENERIFE | 2.750 | 556 | 0 | 7 | 0 | 563 | 3.313 | 393 | 0 | 6 | 0 | 399 | 270 | 37 | 706 | 2.607 | |
| CANTABRIA | 42 | 211 | 0 | 0 | 0 | 211 | 253 | 135 | 2 | 0 | 0 | 137 | 40 | 0 | 177 | 76 | |
| CASTILLA Y LEÓN | 649 | 693 | 6 | 2 | 1 | 702 | 1.351 | 441 | 5 | 3 | 0 | 449 | 158 | 39 | 646 | 705 | |
| ÁVILA | 46 | 49 | 3 | 0 | 0 | 52 | 98 | 42 | 0 | 0 | 0 | 42 | 11 | 5 | 58 | 40 | |
| BURGOS | 112 | 142 | 0 | 0 | 0 | 142 | 254 | 58 | 0 | 0 | 0 | 58 | 29 | 4 | 91 | 163 | |
| LEÓN | 55 | 117 | 0 | 1 | 0 | 118 | 173 | 87 | 2 | 0 | 0 | 89 | 31 | 0 | 120 | 53 | |
| PALENCIA | 16 | 43 | 1 | 0 | 1 | 45 | 61 | 27 | 0 | 0 | 0 | 27 | 4 | 0 | 31 | 30 | |
| SALAMANCA | 81 | 102 | 1 | 0 | 0 | 103 | 184 | 74 | 2 | 2 | 0 | 78 | 32 | 2 | 112 | 72 | |
| SEGOVIA | 23 | 13 | 0 | 0 | 0 | 13 | 36 | 16 | 0 | 0 | 0 | 16 | 4 | 11 | 31 | 5 | |
| SORIA | 11 | 29 | 0 | 0 | 0 | 29 | 40 | 21 | 1 | 0 | 0 | 22 | 2 | 4 | 28 | 12 | |
| VALLADOLID | 227 | 155 | 0 | 0 | 0 | 155 | 382 | 78 | 0 | 0 | 0 | 78 | 23 | 8 | 109 | 273 | |
| ZAMORA | 78 | 43 | 1 | 1 | 0 | 45 | 123 | 38 | 0 | 1 | 0 | 39 | 22 | 5 | 66 | 57 | |
| CASTILLA-LA MANCHA | 845 | 389 | 5 | 9 | 0 | 403 | 1.248 | 392 | 2 | 12 | 3 | 409 | 265 | 85 | 759 | 489 | |
| ALBACETE | 170 | 104 | 5 | 8 | 0 | 117 | 287 | 74 | 1 | 7 | 1 | 83 | 47 | 3 | 133 | 154 | |
| CIUDAD REAL | 248 | 71 | 0 | 0 | 0 | 71 | 319 | 103 | 0 | 4 | 0 | 107 | 50 | 29 | 186 | 133 | |
| CUENCA | 100 | 110 | 0 | 0 | 0 | 110 | 210 | 78 | 0 | 0 | 0 | 78 | 57 | 7 | 142 | 68 | |
| GUADALAJARA | 48 | 66 | 0 | 1 | 0 | 67 | 115 | 35 | 1 | 1 | 2 | 39 | 28 | 8 | 75 | 40 | |
| TOLEDO | 279 | 38 | 0 | 0 | 0 | 38 | 317 | 102 | 0 | 0 | 0 | 102 | 83 | 38 | 223 | 94 | |

(Continúa al dorso)

| CC.AA. Y/O PROVINCIAS | PTES. AÑO ANTERIOR | SOLICITUDES PRESENTADAS | | | | | A RESOLV. AÑO | SOLICITUDES RESUELTAS | | | | | | | | | PTES. FINAL |
|-----------------------------|--------------------------|----------------------------|-------|-----|------|-------|---------------------|-----------------------|-------|-----|------|-------|--------------|---------|-------|-------|----------------|
| | | NUEVAS | LISMI | PAS | INSS | TOTAL | | APROBADAS | | | | | NO APROBADAS | | TOTAL | | |
| | | | | | | | | NUEVAS | LISMI | PAS | INSS | TOTAL | DNG | CAD-DES | | | |
| CATALUNYA | 2.924 | 2.284 | 9 | 4 | 53 | 2.350 | 5.274 | 521 | 13 | 5 | 22 | 561 | 620 | 323 | 1.504 | 3.770 | |
| BARCELONA | 2.184 | 1.697 | 5 | 4 | 45 | 1.751 | 3.935 | 396 | 8 | 4 | 19 | 427 | 489 | 237 | 1.153 | 2.782 | |
| GIRONA | 250 | 202 | 0 | 0 | 4 | 206 | 456 | 48 | 1 | 0 | 0 | 49 | 35 | 25 | 109 | 347 | |
| LLEIDA | 150 | 114 | 2 | 0 | 1 | 117 | 267 | 19 | 1 | 1 | 1 | 22 | 22 | 28 | 72 | 195 | |
| TARRAGONA | 340 | 271 | 2 | 0 | 3 | 276 | 616 | 58 | 3 | 0 | 2 | 63 | 74 | 33 | 170 | 446 | |
| COMUNIDAD VALENCIANA | 2.030 | 1.633 | 13 | 15 | 0 | 1.661 | 3.691 | 821 | 16 | 41 | 1 | 879 | 624 | 101 | 1.604 | 2.087 | |
| ALICANTE | 942 | 599 | 9 | 9 | 0 | 617 | 1.559 | 252 | 11 | 23 | 0 | 286 | 214 | 63 | 563 | 996 | |
| CASTELLÓN | 228 | 142 | 0 | 0 | 0 | 142 | 370 | 87 | 0 | 3 | 1 | 91 | 83 | 25 | 199 | 171 | |
| VALENCIA | 860 | 892 | 4 | 6 | 0 | 902 | 1.762 | 482 | 5 | 15 | 0 | 502 | 327 | 13 | 842 | 920 | |
| EXTREMADURA | 152 | 385 | 24 | 5 | 0 | 414 | 566 | 324 | 10 | 5 | 0 | 339 | 99 | 28 | 466 | 100 | |
| BADAJOS | 94 | 249 | 12 | 4 | 0 | 265 | 359 | 212 | 2 | 5 | 0 | 219 | 69 | 19 | 307 | 52 | |
| CÁCERES | 58 | 136 | 12 | 1 | 0 | 149 | 207 | 112 | 8 | 0 | 0 | 120 | 30 | 9 | 159 | 48 | |
| GALICIA | 1.289 | 1.244 | 6 | 5 | 4 | 1.259 | 2.548 | 608 | 6 | 9 | 4 | 627 | 528 | 65 | 1.220 | 1.328 | |
| A CORUÑA | 634 | 520 | 0 | 0 | 0 | 520 | 1.154 | 251 | 1 | 6 | 1 | 259 | 182 | 46 | 487 | 667 | |
| LUGO | 34 | 93 | 1 | 0 | 0 | 94 | 128 | 71 | 0 | 0 | 0 | 71 | 22 | 5 | 98 | 30 | |
| OURENSE | 223 | 148 | 2 | 5 | 0 | 155 | 378 | 92 | 0 | 2 | 0 | 94 | 56 | 4 | 154 | 224 | |
| PONTEVEDRA | 398 | 483 | 3 | 0 | 4 | 490 | 888 | 194 | 5 | 1 | 3 | 203 | 268 | 10 | 481 | 407 | |
| MADRID | 880 | 1.158 | 4 | 35 | 0 | 1.197 | 2.077 | 578 | 4 | 35 | 0 | 617 | 245 | 179 | 1.041 | 1.036 | |
| MURCIA | 722 | 477 | 6 | 7 | 5 | 495 | 1.217 | 252 | 3 | 9 | 1 | 265 | 229 | 44 | 538 | 679 | |
| NAVARRA | 31 | 71 | 0 | 6 | 4 | 81 | 112 | 48 | 0 | 0 | 1 | 49 | 36 | 3 | 88 | 24 | |
| PAÍS VASCO | 147 | 449 | 0 | 0 | 0 | 449 | 596 | 308 | 0 | 0 | 0 | 308 | 110 | 12 | 430 | 166 | |
| ÁLAVA | 1 | 24 | 0 | 0 | 0 | 24 | 25 | 23 | 0 | 0 | 0 | 23 | 1 | 0 | 24 | 1 | |
| GUIPÚZCOA | 4 | 183 | 0 | 0 | 0 | 183 | 187 | 134 | 0 | 0 | 0 | 134 | 49 | 0 | 183 | 4 | |
| VIZCAYA | 142 | 242 | 0 | 0 | 0 | 242 | 384 | 151 | 0 | 0 | 0 | 151 | 60 | 12 | 223 | 161 | |
| LA RIOJA | 33 | 67 | 0 | 0 | 0 | 67 | 100 | 46 | 0 | 0 | 0 | 46 | 15 | 0 | 61 | 39 | |
| CEUTA | 53 | 85 | 1 | 0 | 0 | 86 | 139 | 24 | 0 | 0 | 0 | 24 | 29 | 6 | 59 | 80 | |
| MELILLA | 52 | 82 | 0 | 3 | 0 | 85 | 137 | 34 | 1 | 2 | 0 | 37 | 34 | 2 | 73 | 64 | |

| | | | | | | | | | | | | | | | | |
|--------------|--------|--------|-----|-----|----|--------|--------|-------|----|-----|----|-------|-------|-------|--------|--------|
| TOTAL ESTADO | 18.160 | 14.491 | 103 | 177 | 69 | 14.840 | 33.000 | 7.160 | 94 | 198 | 37 | 7.489 | 4.687 | 1.259 | 13.435 | 19.565 |
|--------------|--------|--------|-----|-----|----|--------|--------|-------|----|-----|----|-------|-------|-------|--------|--------|

PENSIONES NO CONTRIBUTIVAS DE JUBILACIÓN E INVALIDEZ

CAUSAS DE DENEGACIÓN ACUMULADAS CORRESPONDIENTES AL AÑO 2009 HASTA MARZO

| CC.AA. Y/O PROVINCIAS | EDAD | RESIDENCIA LEGAL | RECURSOS | | GRADO MINUSVALÍA ENF. CRÓNICA | PRESTACIÓN INCOMPATIBLE | SOLICITAR SIN PASAR DOS AÑOS | SIN DESGLASAR | TOTAL CAUSAS DE DENEGACIÓN |
|-----------------------------|------|---------------------|------------|--------|-------------------------------------|----------------------------|------------------------------------|------------------|----------------------------------|
| | | | ECONÓMICOS | | | | | | |
| | | | PERSONALES | U.E.C. | | | | | |
| ANDALUCÍA | 38 | 40 | 153 | 409 | 370 | 18 | 0 | 1 | 1.029 |
| ALMERÍA | 6 | 0 | 12 | 38 | 8 | 3 | 0 | 0 | 67 |
| CÁDIZ | 0 | 0 | 46 | 38 | 0 | 2 | 0 | 0 | 86 |
| CÓRDOBA | 4 | 3 | 8 | 30 | 16 | 6 | 0 | 0 | 67 |
| GRANADA | 3 | 2 | 27 | 103 | 42 | 0 | 0 | 1 | 178 |
| HUELVA | 6 | 1 | 8 | 13 | 25 | 1 | 0 | 0 | 54 |
| JAÉN | 10 | 4 | 10 | 29 | 13 | 0 | 0 | 0 | 66 |
| MÁLAGA | 0 | 27 | 9 | 66 | 89 | 2 | 0 | 0 | 193 |
| SEVILLA | 9 | 3 | 33 | 92 | 177 | 4 | 0 | 0 | 318 |
| ARAGÓN | 3 | 3 | 5 | 32 | 10 | 3 | 0 | 0 | 56 |
| HUESCA | 1 | 0 | 0 | 7 | 3 | 2 | 0 | 0 | 13 |
| TERUEL | 1 | 0 | 0 | 2 | 1 | 0 | 0 | 0 | 4 |
| ZARAGOZA | 1 | 3 | 5 | 23 | 6 | 1 | 0 | 0 | 39 |
| ASTURIAS | 4 | 4 | 20 | 25 | 24 | 2 | 0 | 0 | 79 |
| ILLES BALEARS | 3 | 11 | 11 | 18 | 26 | 3 | 0 | 9 | 81 |
| CANARIAS | 9 | 28 | 51 | 95 | 223 | 3 | 0 | 1 | 410 |
| LAS PALMAS | 4 | 4 | 21 | 35 | 74 | 2 | 0 | 0 | 140 |
| S.C. TENERIFE | 5 | 24 | 30 | 60 | 149 | 1 | 0 | 1 | 270 |
| CANTABRIA | 1 | 0 | 6 | 18 | 14 | 1 | 0 | 0 | 40 |
| CASTILLA Y LEÓN | 4 | 8 | 32 | 64 | 45 | 5 | 0 | 0 | 158 |
| ÁVILA | 0 | 0 | 1 | 9 | 1 | 0 | 0 | 0 | 11 |
| BURGOS | 0 | 3 | 8 | 9 | 9 | 0 | 0 | 0 | 29 |
| LEÓN | 0 | 1 | 7 | 12 | 8 | 3 | 0 | 0 | 31 |
| PALENCIA | 0 | 0 | 1 | 1 | 1 | 1 | 0 | 0 | 4 |
| SALAMANCA | 3 | 3 | 3 | 10 | 13 | 0 | 0 | 0 | 32 |
| SEGOVIA | 1 | 1 | 0 | 2 | 0 | 0 | 0 | 0 | 4 |
| SORIA | 0 | 0 | 0 | 1 | 1 | 0 | 0 | 0 | 2 |
| VALLADOLID | 0 | 0 | 5 | 16 | 1 | 1 | 0 | 0 | 23 |
| ZAMORA | 0 | 0 | 7 | 4 | 11 | 0 | 0 | 0 | 22 |
| CASTILLA-LA MANCHA | 12 | 19 | 54 | 115 | 62 | 3 | 0 | 0 | 265 |
| ALBACETE | 1 | 6 | 5 | 19 | 15 | 1 | 0 | 0 | 47 |
| CIUDAD REAL | 4 | 2 | 7 | 20 | 15 | 2 | 0 | 0 | 50 |
| CUENCA | 5 | 0 | 22 | 24 | 6 | 0 | 0 | 0 | 57 |
| GUADALAJARA | 1 | 5 | 5 | 10 | 7 | 0 | 0 | 0 | 28 |
| TOLEDO | 1 | 6 | 15 | 42 | 19 | 0 | 0 | 0 | 83 |

(Continúa al dorso)

| CC.AA. Y/O PROVINCIAS | EDAD | RESIDENCIA LEGAL | RECURSOS ECONÓMICOS | | GRADO MINUSVALÍA ENF. CRÓNICA | PRESTACIÓN INCOMPATIBLE | SOLICITAR SIN PASAR DOS AÑOS | SIN DESGLSAR | TOTAL CAUSAS DE DENE GACIÓN |
|-----------------------------|------------|---------------------|------------------------|--------------|-------------------------------------|----------------------------|------------------------------------|-----------------|-----------------------------------|
| | | | PERSONALES | U.E.C. | | | | | |
| | | | CATALUNYA | 7 | | | | | |
| BARCELONA | 3 | 27 | 112 | 167 | 152 | 28 | 0 | 0 | 489 |
| GIRONA | 1 | 3 | 10 | 14 | 3 | 4 | 0 | 0 | 35 |
| LLEIDA | 0 | 2 | 4 | 9 | 4 | 3 | 0 | 0 | 22 |
| TARRAGONA | 3 | 4 | 15 | 29 | 17 | 6 | 0 | 0 | 74 |
| COMUNIDAD VALENCIANA | 11 | 20 | 117 | 346 | 94 | 36 | 0 | 0 | 624 |
| ALICANTE | 4 | 0 | 43 | 116 | 41 | 10 | 0 | 0 | 214 |
| CASTELLÓN | 0 | 7 | 28 | 37 | 10 | 1 | 0 | 0 | 83 |
| VALENCIA | 7 | 13 | 46 | 193 | 43 | 25 | 0 | 0 | 327 |
| EXTREMADURA | 5 | 2 | 19 | 54 | 19 | 0 | 0 | 0 | 99 |
| BADAJOS | 5 | 2 | 9 | 38 | 15 | 0 | 0 | 0 | 69 |
| CÁCERES | 0 | 0 | 10 | 16 | 4 | 0 | 0 | 0 | 30 |
| GALICIA | 18 | 38 | 78 | 165 | 218 | 11 | 0 | 0 | 528 |
| A CORUÑA | 2 | 18 | 41 | 46 | 70 | 5 | 0 | 0 | 182 |
| LUGO | 2 | 0 | 4 | 2 | 12 | 2 | 0 | 0 | 22 |
| OURENSE | 1 | 4 | 4 | 14 | 32 | 1 | 0 | 0 | 56 |
| PONTEVEDRA | 13 | 16 | 29 | 103 | 104 | 3 | 0 | 0 | 268 |
| MADRID | 7 | 28 | 51 | 132 | 25 | 2 | 0 | 0 | 245 |
| MURCIA | 8 | 12 | 52 | 83 | 72 | 1 | 0 | 1 | 229 |
| NAVARRA | 0 | 3 | 7 | 25 | 1 | 0 | 0 | 0 | 36 |
| PAÍS VASCO | 11 | 2 | 37 | 53 | 5 | 2 | 0 | 0 | 110 |
| ÁLAVA | 0 | 0 | 0 | 1 | 0 | 0 | 0 | 0 | 1 |
| GUIPÚZCOA | 11 | 1 | 21 | 16 | 0 | 0 | 0 | 0 | 49 |
| VIZCAYA | 0 | 1 | 16 | 36 | 5 | 2 | 0 | 0 | 60 |
| LA RIOJA | 1 | 2 | 3 | 6 | 3 | 0 | 0 | 0 | 15 |
| CEUTA | 0 | 3 | 1 | 8 | 17 | 0 | 0 | 0 | 29 |
| MELILLA | 2 | 8 | 3 | 1 | 19 | 1 | 0 | 0 | 34 |
| TOTAL ESTADO | 144 | 267 | 841 | 1.868 | 1.423 | 132 | 0 | 12 | 4.687 |

1e PNC DE JUBILACIÓN E INVALIDEZ: COEFICIENTES DE LA GESTIÓN MENSUAL

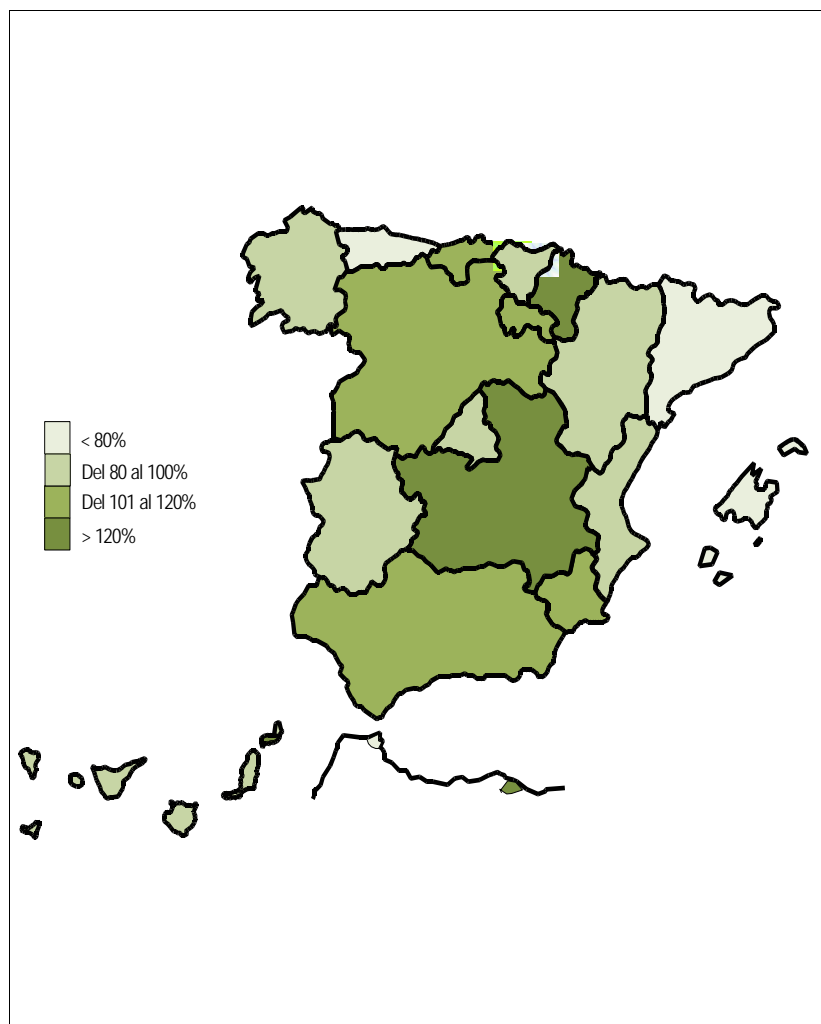
PENSIONES NO CONTRIBUTIVAS DE LA SEGURIDAD SOCIAL DE JUBILACIÓN E INVALIDEZ

DISTRIBUCIÓN TERRITORIAL DEL COEFICIENTE DE COBERTURA. SITUACIÓN EN MARZO DE 2009

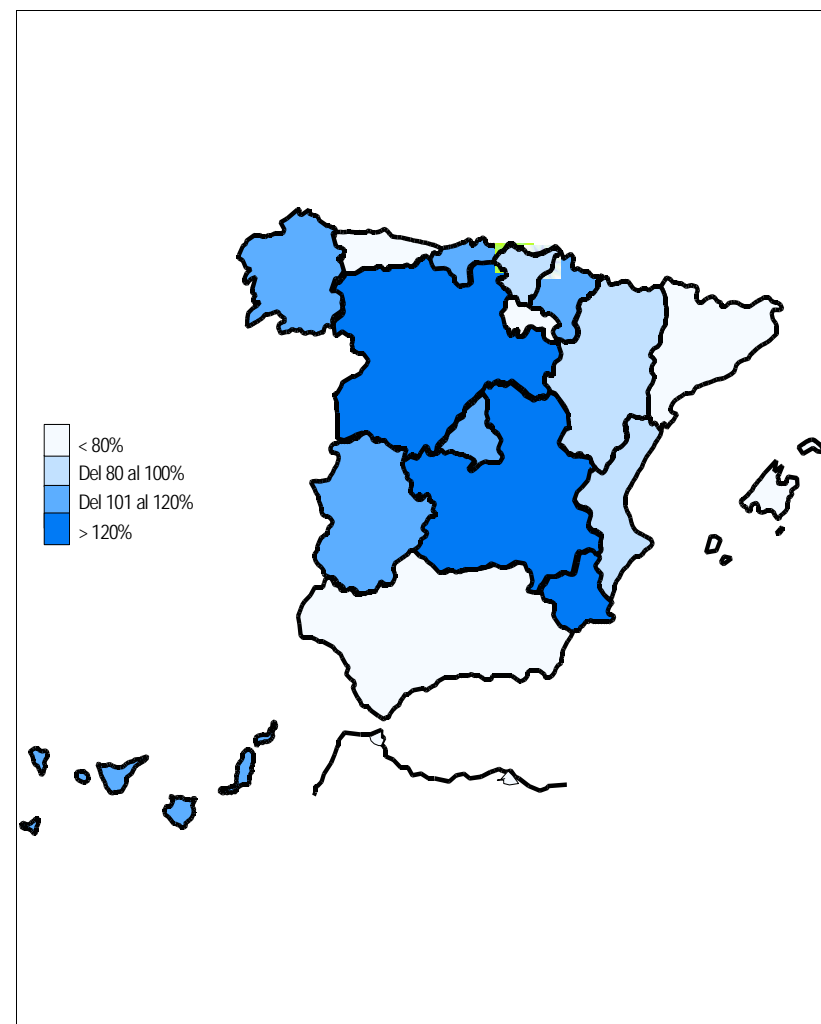
PNC DE JUBILACIÓN

ÁMBITO
GEOGRÁFICO

PNC DE INVALIDEZ



| | | |
|---------------|---------------------|---------------|
| 100,35% | ANDALUCÍA | 70,84% |
| 92,45% | ARAGÓN | 85,29% |
| 73,58% | ASTURIAS | 66,67% |
| 61,82% | ILLES BALEARS | 70,24% |
| 96,61% | CANARIAS | 112,62% |
| 108,33% | CANTABRIA | 102,44% |
| 112,04% | CASTILLA Y LEÓN | 135,79% |
| 135,59% | CASTILLA-LA MANCHA | 146,34% |
| 31,10% | CATALUNYA | 50,70% |
| 91,10% | C. VALENCIANA | 81,79% |
| 92,38% | EXTREMADURA | 109,38% |
| 84,94% | GALICIA | 100,52% |
| 95,19% | MADRID | 118,50% |
| 106,00% | MURCIA | 163,00% |
| 135,29% | NAVARRA | 118,18% |
| 89,06% | PAÍS VASCO | 100,00% |
| 111,11% | LA RIOJA | 60,00% |
| 70,00% | CEUTA | 72,00% |
| 122,22% | MELILLA | 45,83% |
| 85,06% | TOTAL ESTADO | 86,08% |



Coefficiente de cobertura: Determina la relación existente entre el volumen de expedientes resueltos e iniciados durante el mes.

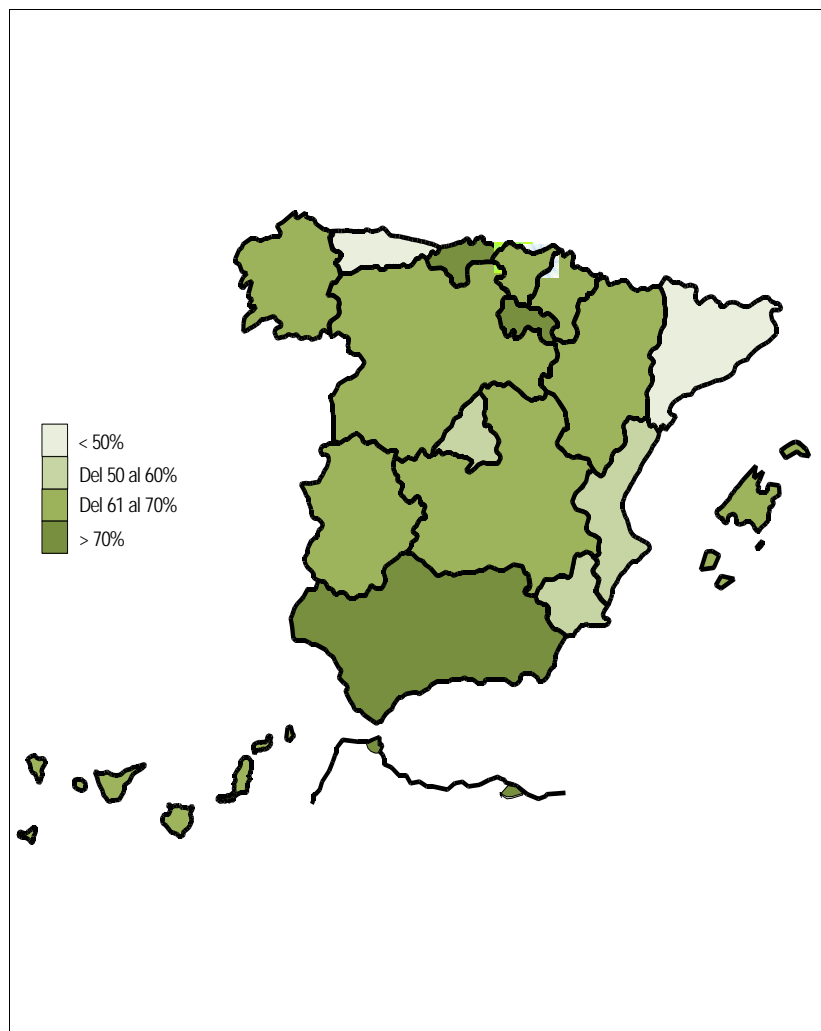
PENSIONES NO CONTRIBUTIVAS DE LA SEGURIDAD SOCIAL DE JUBILACIÓN E INVALIDEZ

DISTRIBUCIÓN TERRITORIAL DEL COEFICIENTE DE RECONOCIMIENTO. SITUACIÓN EN MARZO DE 2009

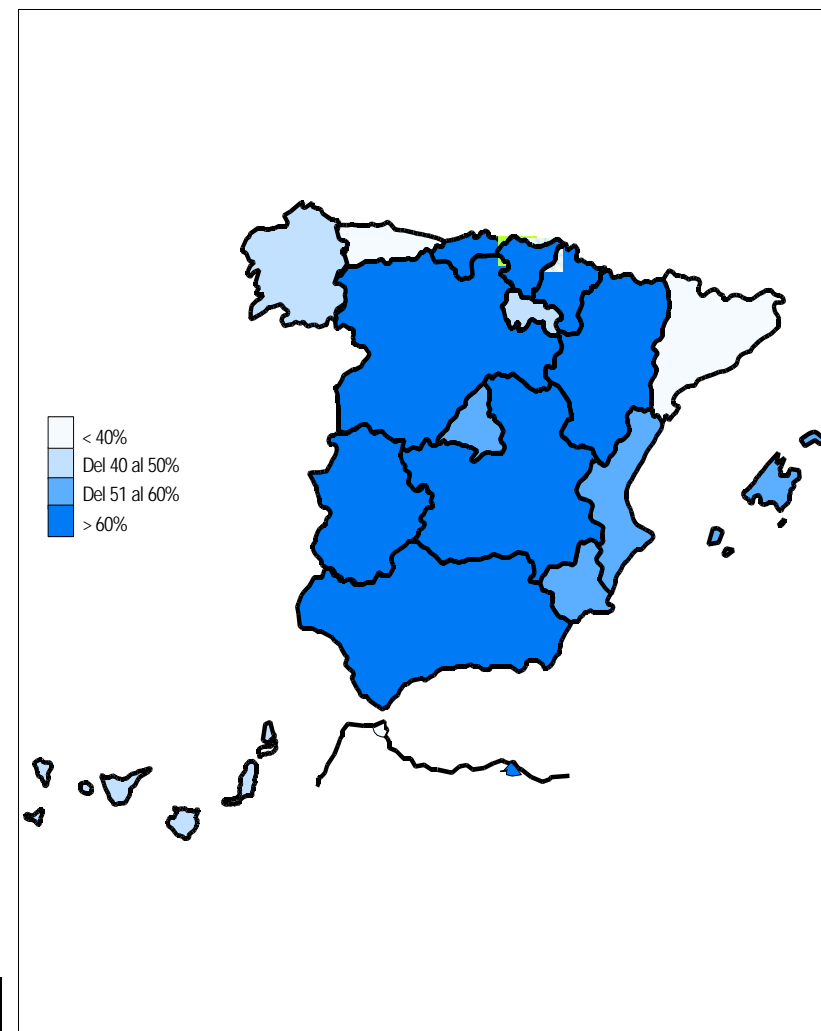
PNC DE JUBILACIÓN

ÁMBITO GEOGRÁFICO

PNC DE INVALIDEZ



| | | |
|---------------|---------------------|---------------|
| 75,95% | ANDALUCÍA | 61,07% |
| 65,31% | ARAGÓN | 68,97% |
| 48,72% | ASTURIAS | 23,53% |
| 64,71% | ILLES BALEARS | 52,54% |
| 66,08% | CANARIAS | 48,96% |
| 74,36% | CANTABRIA | 76,19% |
| 69,42% | CASTILLA Y LEÓN | 71,32% |
| 70,00% | CASTILLA-LA MANCHA | 60,83% |
| 12,95% | CATALUNYA | 21,38% |
| 51,13% | C. VALENCIANA | 56,98% |
| 69,07% | EXTREMADURA | 68,57% |
| 62,73% | GALICIA | 40,63% |
| 52,92% | MADRID | 58,54% |
| 52,83% | MURCIA | 52,15% |
| 60,87% | NAVARRA | 61,54% |
| 64,91% | PAÍS VASCO | 72,22% |
| 90,00% | LA RIOJA | 50,00% |
| 71,43% | CEUTA | 33,33% |
| 72,73% | MELILLA | 72,73% |
| 61,88% | TOTAL ESTADO | 52,85% |



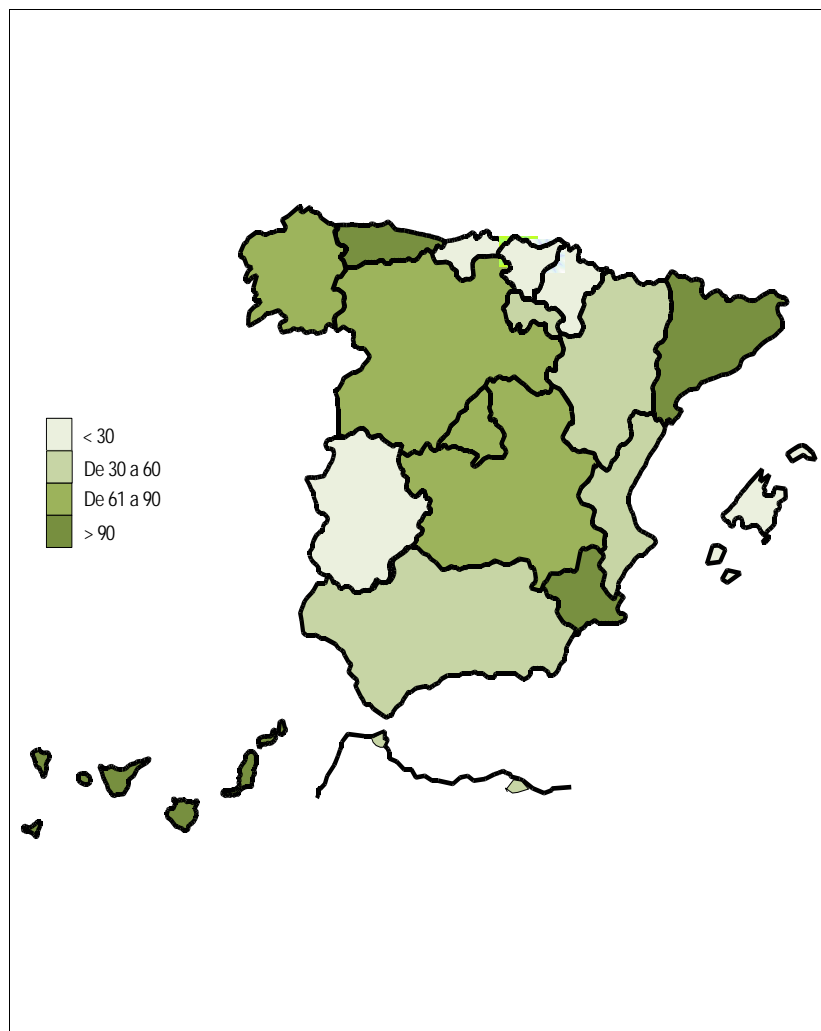
PENSIONES NO CONTRIBUTIVAS DE LA SEGURIDAD SOCIAL DE JUBILACIÓN E INVALIDEZ

DISTRIBUCIÓN TERRITORIAL DEL COEFICIENTE DE GESTIÓN EN DÍAS. SITUACIÓN EN MARZO DE 2009

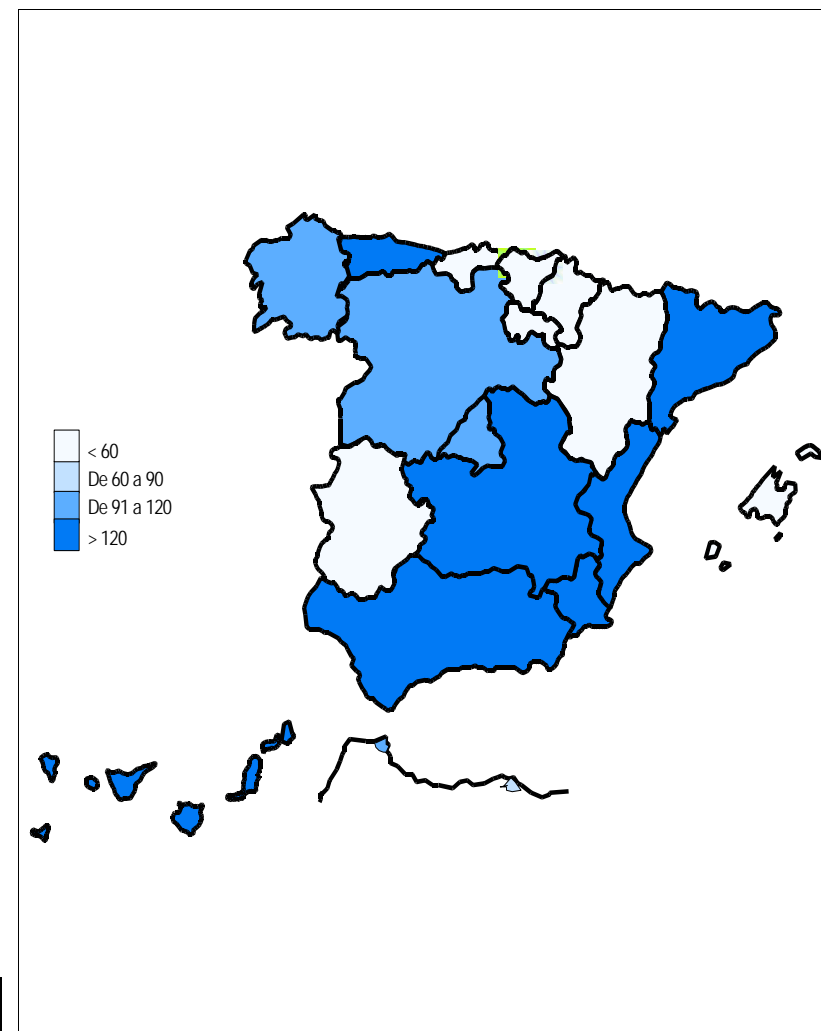
PNC DE JUBILACIÓN

ÁMBITO GEOGRÁFICO

PNC DE INVALIDEZ



| | | |
|-----------|---------------------|------------|
| 48 | ANDALUCÍA | 149 |
| 38 | ARAGÓN | 53 |
| 161 | ASTURIAS | 168 |
| 21 | ILLES BALEARS | 32 |
| 234 | CANARIAS | 455 |
| 21 | CANTABRIA | 42 |
| 71 | CASTILLA Y LEÓN | 112 |
| 81 | CASTILLA-LA MANCHA | 136 |
| 108 | CATALUNYA | 173 |
| 49 | C. VALENCIANA | 174 |
| 24 | EXTREMADURA | 19 |
| 84 | GALICIA | 109 |
| 63 | MADRID | 98 |
| 107 | MURCIA | 132 |
| 28 | NAVARRA | 23 |
| 22 | PAÍS VASCO | 41 |
| 52 | LA RIOJA | 53 |
| 53 | CEUTA | 98 |
| 35 | MELILLA | 80 |
| 77 | TOTAL ESTADO | 158 |



Coefficiente de gestión: Coeficiente expresado en días; su valor indica a cuántos días de entrada media de expedientes equivale el número de los que se encuentran en gestión al finalizar el mes.

1f RECLAMACIONES PREVIAS: DATOS DE LA GESTIÓN MENSUAL Y ANUAL

PENSIONES NO CONTRIBUTIVAS DE LA SEGURIDAD SOCIAL : JUBILACIÓN E INVALIDEZ
RECLAMACIÓN PREVIA A LA VÍA JURISDICCIONAL SOCIAL: DATOS DEL MES DE MARZO DE 2009

| CC.AA. Y/O PROVINCIAS | JUBILACIÓN | | | | | | INVALIDEZ | | | | | | TOTAL: JUBILACIÓN MÁS INVALIDEZ | | | | | |
|-----------------------------|------------|---------|-----------|---------|-------|---------|-----------|---------|-----------|---------|-------|---------|---------------------------------|---------|-----------|---------|-------|---------|
| | PENDTE. | RECLAM. | RESUELTAS | | | RECLAM. | PENDTE. | RECLAM. | RESUELTAS | | | RECLAM. | PENDTE. | RECLAM. | RESUELTAS | | | RECLAM. |
| | ANT. | PRSEN. | ESTIM. | DESEST. | TOTAL | PENDTE. | ANT. | PRSEN. | ESTIM. | DESEST. | TOTAL | PENDTE. | ANT. | PRSEN. | ESTIM. | DESEST. | TOTAL | PENDTE. |
| ANDALUCÍA | 50 | 34 | 26 | 20 | 46 | 38 | 132 | 130 | 40 | 37 | 77 | 185 | 182 | 164 | 66 | 57 | 123 | 223 |
| ALMERÍA | 7 | 3 | 6 | 1 | 7 | 3 | 8 | 8 | 10 | 1 | 11 | 5 | 15 | 11 | 16 | 2 | 18 | 8 |
| CÁDIZ | 1 | 1 | 1 | 0 | 1 | 1 | 13 | 10 | 7 | 3 | 10 | 13 | 14 | 11 | 8 | 3 | 11 | 14 |
| CÓRDOBA | 2 | 1 | 0 | 2 | 2 | 1 | 12 | 3 | 2 | 6 | 8 | 7 | 14 | 4 | 2 | 8 | 10 | 8 |
| GRANADA | 3 | 10 | 4 | 3 | 7 | 6 | 24 | 8 | 8 | 6 | 14 | 18 | 27 | 18 | 12 | 9 | 21 | 24 |
| HUELVA | 1 | 1 | 1 | 1 | 2 | 0 | 1 | 1 | 0 | 2 | 2 | 0 | 2 | 2 | 1 | 3 | 4 | 0 |
| JAÉN | 0 | 5 | 1 | 3 | 4 | 1 | 4 | 6 | 1 | 3 | 4 | 6 | 4 | 11 | 2 | 6 | 8 | 7 |
| MÁLAGA | 7 | 5 | 4 | 3 | 7 | 5 | 7 | 69 | 2 | 5 | 7 | 69 | 14 | 74 | 6 | 8 | 14 | 74 |
| SEVILLA | 29 | 8 | 9 | 7 | 16 | 21 | 63 | 25 | 10 | 11 | 21 | 67 | 92 | 33 | 19 | 18 | 37 | 88 |
| ARAGÓN | 0 | 1 | 0 | 1 | 1 | 0 | 2 | 0 | 0 | 0 | 0 | 2 | 2 | 1 | 0 | 1 | 1 | 2 |
| HUESCA | 0 | 0 | 0 | 0 | 0 | 0 | 0 | 0 | 0 | 0 | 0 | 0 | 0 | 0 | 0 | 0 | 0 | 0 |
| TERUEL | 0 | 0 | 0 | 0 | 0 | 0 | 0 | 0 | 0 | 0 | 0 | 0 | 0 | 0 | 0 | 0 | 0 | 0 |
| ZARAGOZA | 0 | 1 | 0 | 1 | 1 | 0 | 2 | 0 | 0 | 0 | 0 | 2 | 2 | 1 | 0 | 1 | 1 | 2 |
| ASTURIAS | 30 | 3 | 2 | 1 | 3 | 30 | 62 | 5 | 0 | 6 | 6 | 61 | 92 | 8 | 2 | 7 | 9 | 91 |
| ILLES BALEARS | 8 | 5 | 2 | 3 | 5 | 8 | 25 | 12 | 8 | 3 | 11 | 26 | 33 | 17 | 10 | 6 | 16 | 34 |
| CANARIAS | 38 | 6 | 3 | 4 | 7 | 37 | 155 | 40 | 6 | 23 | 29 | 166 | 193 | 46 | 9 | 27 | 36 | 203 |
| LAS PALMAS | 3 | 2 | 2 | 1 | 3 | 2 | 79 | 18 | 0 | 12 | 12 | 85 | 82 | 20 | 2 | 13 | 15 | 87 |
| S.C. TENERIFE | 35 | 4 | 1 | 3 | 4 | 35 | 76 | 22 | 6 | 11 | 17 | 81 | 111 | 26 | 7 | 14 | 21 | 116 |
| CANTABRIA | 2 | 2 | 0 | 0 | 0 | 4 | 8 | 0 | 0 | 0 | 0 | 8 | 10 | 2 | 0 | 0 | 0 | 12 |
| CASTILLA Y LEÓN | 70 | 9 | 2 | 10 | 12 | 67 | 48 | 15 | 6 | 14 | 20 | 43 | 118 | 24 | 8 | 24 | 32 | 110 |
| ÁVILA | 0 | 0 | 0 | 0 | 0 | 0 | 0 | 2 | 0 | 1 | 1 | 1 | 0 | 2 | 0 | 1 | 1 | 1 |
| BURGOS | 5 | 0 | 0 | 0 | 0 | 5 | 2 | 1 | 0 | 0 | 0 | 3 | 7 | 1 | 0 | 0 | 0 | 8 |
| LEÓN | 5 | 1 | 1 | 2 | 3 | 3 | 5 | 3 | 1 | 3 | 4 | 4 | 10 | 4 | 2 | 5 | 7 | 7 |
| PALENCIA | 0 | 0 | 0 | 0 | 0 | 0 | 0 | 1 | 0 | 1 | 1 | 0 | 0 | 1 | 0 | 1 | 1 | 0 |
| SALAMANCA | 0 | 2 | 1 | 1 | 2 | 0 | 0 | 1 | 1 | 0 | 1 | 0 | 0 | 3 | 2 | 1 | 3 | 0 |
| SEGOVIA | 0 | 0 | 0 | 0 | 0 | 0 | 0 | 2 | 2 | 0 | 2 | 0 | 0 | 2 | 2 | 0 | 2 | 0 |
| SORIA | 0 | 0 | 0 | 0 | 0 | 0 | 1 | 0 | 0 | 1 | 1 | 0 | 1 | 0 | 0 | 1 | 1 | 0 |
| VALLADOLID | 56 | 0 | 0 | 2 | 2 | 54 | 36 | 2 | 1 | 3 | 4 | 34 | 92 | 2 | 1 | 5 | 6 | 88 |
| < | 4 | 6 | 0 | 5 | 5 | 5 | 4 | 3 | 1 | 5 | 6 | 1 | 8 | 9 | 1 | 10 | 11 | 6 |
| CASTILLA-LA MANCHA | 16 | 7 | 2 | 7 | 9 | 14 | 25 | 13 | 6 | 7 | 13 | 25 | 41 | 20 | 8 | 14 | 22 | 39 |
| ALBACETE | 5 | 2 | 0 | 3 | 3 | 4 | 9 | 0 | 1 | 2 | 3 | 6 | 14 | 2 | 1 | 5 | 6 | 10 |
| CIUDAD REAL | 3 | 1 | 0 | 4 | 4 | 0 | 5 | 9 | 1 | 2 | 3 | 11 | 8 | 10 | 1 | 6 | 7 | 11 |
| CUENCA | 1 | 1 | 1 | 0 | 1 | 1 | 2 | 3 | 3 | 0 | 3 | 2 | 3 | 4 | 4 | 0 | 4 | 3 |
| GUADALAJARA | 1 | 2 | 0 | 0 | 0 | 3 | 0 | 1 | 0 | 1 | 1 | 0 | 1 | 3 | 0 | 1 | 1 | 3 |
| TOLEDO | 6 | 1 | 1 | 0 | 1 | 6 | 9 | 0 | 1 | 2 | 3 | 6 | 15 | 1 | 2 | 2 | 4 | 12 |

(Continúa al dorso)

| CC.AA. Y/O PROVINCIAS | JUBILACIÓN | | | | | | INVALIDEZ | | | | | | TOTAL: JUBILACIÓN MÁS INVALIDEZ | | | | | |
|-----------------------------|------------|---------|-----------|---------|-------|---------|-----------|---------|-----------|---------|-------|---------|---------------------------------|---------|-----------|---------|-------|---------|
| | PENDTE. | RECLAM. | RESUELTAS | | | RECLAM. | PENDTE. | RECLAM. | RESUELTAS | | | RECLAM. | PENDTE. | RECLAM. | RESUELTAS | | | RECLAM. |
| | ANT. | PRSEN. | ESTIM. | DESEST. | TOTAL | PENDTE. | ANT. | PRSEN. | ESTIM. | DESEST. | TOTAL | PENDTE. | ANT. | PRSEN. | ESTIM. | DESEST. | TOTAL | PENDTE. |
| CATALUNYA | 195 | 60 | 51 | 41 | 92 | 163 | 412 | 128 | 96 | 76 | 172 | 368 | 607 | 188 | 147 | 117 | 264 | 531 |
| BARCELONA | 129 | 48 | 35 | 28 | 63 | 114 | 299 | 105 | 71 | 65 | 136 | 268 | 428 | 153 | 106 | 93 | 199 | 382 |
| GIRONA | 19 | 6 | 7 | 3 | 10 | 15 | 40 | 5 | 11 | 3 | 14 | 31 | 59 | 11 | 18 | 6 | 24 | 46 |
| LLEIDA | 25 | 1 | 5 | 6 | 11 | 15 | 16 | 6 | 3 | 3 | 6 | 16 | 41 | 7 | 8 | 9 | 17 | 31 |
| TARRAGONA | 22 | 5 | 4 | 4 | 8 | 19 | 57 | 12 | 11 | 5 | 16 | 53 | 79 | 17 | 15 | 9 | 24 | 72 |
| COMUNIDAD VALENCIANA | 22 | 21 | 16 | 14 | 30 | 13 | 125 | 33 | 12 | 22 | 34 | 124 | 147 | 54 | 28 | 36 | 64 | 137 |
| ALICANTE | 20 | 8 | 12 | 5 | 17 | 11 | 72 | 14 | 6 | 9 | 15 | 71 | 92 | 22 | 18 | 14 | 32 | 82 |
| CASTELLÓN | 0 | 0 | 0 | 0 | 0 | 0 | 2 | 1 | 1 | 0 | 1 | 2 | 2 | 1 | 1 | 0 | 1 | 2 |
| VALENCIA | 2 | 13 | 4 | 9 | 13 | 2 | 51 | 18 | 5 | 13 | 18 | 51 | 53 | 31 | 9 | 22 | 31 | 53 |
| EXTREMADURA | 295 | 10 | 3 | 1 | 4 | 301 | 326 | 10 | 2 | 4 | 6 | 330 | 621 | 20 | 5 | 5 | 10 | 631 |
| BADAJOS | 206 | 10 | 3 | 1 | 4 | 212 | 233 | 6 | 1 | 1 | 2 | 237 | 439 | 16 | 4 | 2 | 6 | 449 |
| CÁCERES | 89 | 0 | 0 | 0 | 0 | 89 | 93 | 4 | 1 | 3 | 4 | 93 | 182 | 4 | 1 | 3 | 4 | 182 |
| GALICIA | 162 | 31 | 14 | 20 | 34 | 159 | 546 | 26 | 7 | 17 | 24 | 548 | 708 | 57 | 21 | 37 | 58 | 707 |
| A CORUÑA | 67 | 13 | 6 | 12 | 18 | 62 | 309 | 7 | 6 | 6 | 12 | 304 | 376 | 20 | 12 | 18 | 30 | 366 |
| LUGO | 0 | 0 | 0 | 0 | 0 | 0 | 0 | 1 | 0 | 0 | 0 | 1 | 0 | 1 | 0 | 0 | 0 | 1 |
| OURENSE | 0 | 2 | 2 | 0 | 2 | 0 | 2 | 11 | 1 | 3 | 4 | 9 | 2 | 13 | 3 | 3 | 6 | 9 |
| PONTEVEDRA | 95 | 16 | 6 | 8 | 14 | 97 | 235 | 7 | 0 | 8 | 8 | 234 | 330 | 23 | 6 | 16 | 22 | 331 |
| MADRID | 13 | 13 | 8 | 6 | 14 | 12 | 35 | 24 | 8 | 20 | 28 | 31 | 48 | 37 | 16 | 26 | 42 | 43 |
| MURCIA | 9 | 13 | 5 | 5 | 10 | 12 | 60 | 9 | 6 | 5 | 11 | 58 | 69 | 22 | 11 | 10 | 21 | 70 |
| NAVARRA | 0 | 1 | 0 | 1 | 1 | 0 | 0 | 1 | 0 | 1 | 1 | 0 | 0 | 2 | 0 | 2 | 2 | 0 |
| PAÍS VASCO | 5 | 4 | 0 | 3 | 3 | 6 | 6 | 6 | 0 | 1 | 1 | 11 | 11 | 10 | 0 | 4 | 4 | 17 |
| ÁLAVA (1) | 0 | 0 | 0 | 0 | 0 | 0 | 0 | 0 | 0 | 0 | 0 | 0 | 0 | 0 | 0 | 0 | 0 | 0 |
| GUIPÚZCOA (1) | 0 | 0 | 0 | 0 | 0 | 0 | 0 | 0 | 0 | 0 | 0 | 0 | 0 | 0 | 0 | 0 | 0 | 0 |
| VIZCAYA | 5 | 4 | 0 | 3 | 3 | 6 | 6 | 6 | 0 | 1 | 1 | 11 | 11 | 10 | 0 | 4 | 4 | 17 |
| LA RIOJA | 4 | 2 | 0 | 2 | 2 | 4 | 5 | 3 | 0 | 2 | 2 | 6 | 9 | 5 | 0 | 4 | 4 | 10 |
| CEUTA | 0 | 0 | 0 | 0 | 0 | 0 | 1 | 2 | 2 | 0 | 2 | 1 | 1 | 2 | 2 | 0 | 2 | 1 |
| MELILLA | 0 | 2 | 1 | 1 | 2 | 0 | 4 | 3 | 0 | 2 | 2 | 5 | 4 | 5 | 1 | 3 | 4 | 5 |

| | | | | | | | | | | | | | | | | | | |
|--------------|-----|-----|-----|-----|-----|-----|-------|-----|-----|-----|-----|-------|-------|-----|-----|-----|-----|-------|
| TOTAL ESTADO | 919 | 224 | 135 | 140 | 275 | 868 | 1.977 | 460 | 199 | 240 | 439 | 1.998 | 2.896 | 684 | 334 | 380 | 714 | 2.866 |
|--------------|-----|-----|-----|-----|-----|-----|-------|-----|-----|-----|-----|-------|-------|-----|-----|-----|-----|-------|

(1) Datos no facilitados.

PENSIONES NO CONTRIBUTIVAS DE LA SEGURIDAD SOCIAL : JUBILACIÓN E INVALIDEZ
RECLAMACIÓN PREVIA A LA VÍA JURISDICCIONAL SOCIAL: DATOS ACUMULADOS DEL AÑO 2009 HASTA MARZO

| CC.AA. Y/O PROVINCIAS | JUBILACIÓN | | | | | | INVALIDEZ | | | | | | TOTAL: JUBILACIÓN MÁS INVALIDEZ | | | | | |
|-----------------------------|-----------------|-------------------|-----------|---------|-------|--------------------|-----------------|-------------------|-----------|---------|-------|--------------------|---------------------------------|-------------------|-----------|---------|-------|--------------------|
| | PENDTE. ANT. | RECLAM. PRSEN. | RESUELTAS | | | RECLAM. PENDTE. | PENDTE. ANT. | RECLAM. PRSEN. | RESUELTAS | | | RECLAM. PENDTE. | PENDTE. ANT. | RECLAM. PRSEN. | RESUELTAS | | | RECLAM. PENDTE. |
| | | | ESTIM. | DESEST. | TOTAL | | | | ESTIM. | DESEST. | TOTAL | | | | ESTIM. | DESEST. | TOTAL | |
| ANDALUCÍA | 87 | 146 | 107 | 88 | 195 | 38 | 209 | 312 | 137 | 199 | 336 | 185 | 296 | 458 | 244 | 287 | 531 | 223 |
| ALMERÍA | 5 | 33 | 27 | 8 | 35 | 3 | 10 | 45 | 40 | 10 | 50 | 5 | 15 | 78 | 67 | 18 | 85 | 8 |
| CÁDIZ | 6 | 10 | 7 | 8 | 15 | 1 | 7 | 42 | 22 | 14 | 36 | 13 | 13 | 52 | 29 | 22 | 51 | 14 |
| CÓRDOBA | 1 | 10 | 2 | 8 | 10 | 1 | 8 | 14 | 4 | 11 | 15 | 7 | 9 | 24 | 6 | 19 | 25 | 8 |
| GRANADA | 22 | 21 | 16 | 21 | 37 | 6 | 39 | 31 | 28 | 24 | 52 | 18 | 61 | 52 | 44 | 45 | 89 | 24 |
| HUELVA | 0 | 5 | 2 | 3 | 5 | 0 | 1 | 7 | 1 | 7 | 8 | 0 | 1 | 12 | 3 | 10 | 13 | 0 |
| JAÉN | 0 | 7 | 3 | 3 | 6 | 1 | 1 | 14 | 5 | 4 | 9 | 6 | 1 | 21 | 8 | 7 | 15 | 7 |
| MÁLAGA | 26 | 16 | 20 | 17 | 37 | 5 | 86 | 88 | 16 | 89 | 105 | 69 | 112 | 104 | 36 | 106 | 142 | 74 |
| SEVILLA | 27 | 44 | 30 | 20 | 50 | 21 | 57 | 71 | 21 | 40 | 61 | 67 | 84 | 115 | 51 | 60 | 111 | 88 |
| ARAGÓN | 0 | 6 | 3 | 3 | 6 | 0 | 1 | 4 | 1 | 2 | 3 | 2 | 1 | 10 | 4 | 5 | 9 | 2 |
| HUESCA | 0 | 2 | 2 | 0 | 2 | 0 | 0 | 1 | 0 | 1 | 1 | 0 | 0 | 3 | 2 | 1 | 3 | 0 |
| TERUEL | 0 | 0 | 0 | 0 | 0 | 0 | 0 | 0 | 0 | 0 | 0 | 0 | 0 | 0 | 0 | 0 | 0 | 0 |
| ZARAGOZA | 0 | 4 | 1 | 3 | 4 | 0 | 1 | 3 | 1 | 1 | 2 | 2 | 1 | 7 | 2 | 4 | 6 | 2 |
| ASTURIAS | 26 | 12 | 3 | 5 | 8 | 30 | 71 | 11 | 1 | 20 | 21 | 61 | 97 | 23 | 4 | 25 | 29 | 91 |
| ILLES BALEARS | 8 | 13 | 8 | 5 | 13 | 8 | 22 | 31 | 10 | 17 | 27 | 26 | 30 | 44 | 18 | 22 | 40 | 34 |
| CANARIAS | 39 | 20 | 7 | 15 | 22 | 37 | 153 | 69 | 13 | 43 | 56 | 166 | 192 | 89 | 20 | 58 | 78 | 203 |
| LAS PALMAS | 2 | 9 | 4 | 5 | 9 | 2 | 79 | 30 | 1 | 23 | 24 | 85 | 81 | 39 | 5 | 28 | 33 | 87 |
| S.C. TENERIFE | 37 | 11 | 3 | 10 | 13 | 35 | 74 | 39 | 12 | 20 | 32 | 81 | 111 | 50 | 15 | 30 | 45 | 116 |
| CANTABRIA | 4 | 3 | 0 | 3 | 3 | 4 | 11 | 2 | 1 | 4 | 5 | 8 | 15 | 5 | 1 | 7 | 8 | 12 |
| CASTILLA Y LEÓN | 72 | 28 | 12 | 21 | 33 | 67 | 43 | 37 | 13 | 24 | 37 | 43 | 115 | 65 | 25 | 45 | 70 | 110 |
| ÁVILA | 0 | 0 | 0 | 0 | 0 | 0 | 0 | 3 | 0 | 2 | 2 | 1 | 0 | 3 | 0 | 2 | 2 | 1 |
| BURGOS | 4 | 3 | 0 | 2 | 2 | 5 | 3 | 2 | 0 | 2 | 2 | 3 | 7 | 5 | 0 | 4 | 4 | 8 |
| LEÓN | 2 | 7 | 2 | 4 | 6 | 3 | 7 | 6 | 4 | 5 | 9 | 4 | 9 | 13 | 6 | 9 | 15 | 7 |
| PALENCIA | 0 | 0 | 0 | 0 | 0 | 0 | 0 | 3 | 1 | 2 | 3 | 0 | 0 | 3 | 1 | 2 | 3 | 0 |
| SALAMANCA | 0 | 5 | 3 | 2 | 5 | 0 | 0 | 2 | 2 | 0 | 2 | 0 | 0 | 7 | 5 | 2 | 7 | 0 |
| SEGOVIA | 0 | 0 | 0 | 0 | 0 | 0 | 0 | 2 | 2 | 0 | 2 | 0 | 0 | 2 | 2 | 0 | 2 | 0 |
| SORIA | 1 | 0 | 1 | 0 | 1 | 0 | 0 | 1 | 0 | 1 | 1 | 0 | 1 | 1 | 1 | 1 | 2 | 0 |
| VALLADOLID | 60 | 7 | 6 | 7 | 13 | 54 | 28 | 15 | 3 | 6 | 9 | 34 | 88 | 22 | 9 | 13 | 22 | 88 |
| ZAMORA | 5 | 6 | 0 | 6 | 6 | 5 | 5 | 3 | 1 | 6 | 7 | 1 | 10 | 9 | 1 | 12 | 13 | 6 |
| CASTILLA-LA MANCHA | 22 | 38 | 23 | 23 | 46 | 14 | 36 | 33 | 17 | 27 | 44 | 25 | 58 | 71 | 40 | 50 | 90 | 39 |
| ALBACETE | 7 | 9 | 5 | 7 | 12 | 4 | 10 | 7 | 3 | 8 | 11 | 6 | 17 | 16 | 8 | 15 | 23 | 10 |
| CIUDAD REAL | 7 | 6 | 8 | 5 | 13 | 0 | 16 | 12 | 7 | 10 | 17 | 11 | 23 | 18 | 15 | 15 | 30 | 11 |
| CUENCA | 1 | 15 | 7 | 8 | 15 | 1 | 1 | 9 | 4 | 4 | 8 | 2 | 2 | 24 | 11 | 12 | 23 | 3 |
| GUADALAJARA | 1 | 4 | 1 | 1 | 2 | 3 | 0 | 2 | 1 | 1 | 2 | 0 | 1 | 6 | 2 | 2 | 4 | 3 |
| TOLEDO | 6 | 4 | 2 | 2 | 4 | 6 | 9 | 3 | 2 | 4 | 6 | 6 | 15 | 7 | 4 | 6 | 10 | 12 |

(Continúa al dorso)

| CC.AA. Y/O PROVINCIAS | JUBILACIÓN | | | | | | INVALIDEZ | | | | | | TOTAL: JUBILACIÓN MÁS INVALIDEZ | | | | | |
|-----------------------------|-----------------|-------------------|-----------|---------|-------|--------------------|-----------------|-------------------|-----------|---------|-------|--------------------|---------------------------------|-------------------|-----------|---------|-------|--------------------|
| | PENDTE. ANT. | RECLAM. PRSEN. | RESUELTAS | | | RECLAM. PENDTE. | PENDTE. ANT. | RECLAM. PRSEN. | RESUELTAS | | | RECLAM. PENDTE. | PENDTE. ANT. | RECLAM. PRSEN. | RESUELTAS | | | RECLAM. PENDTE. |
| | | | ESTIM. | DESEST. | TOTAL | | | | ESTIM. | DESEST. | TOTAL | | | | ESTIM. | DESEST. | TOTAL | |
| CATALUNYA | 152 | 223 | 127 | 85 | 212 | 163 | 413 | 402 | 276 | 171 | 447 | 368 | 565 | 625 | 403 | 256 | 659 | 531 |
| BARCELONA | 105 | 164 | 93 | 62 | 155 | 114 | 300 | 311 | 200 | 143 | 343 | 268 | 405 | 475 | 293 | 205 | 498 | 382 |
| GIRONA | 13 | 21 | 13 | 6 | 19 | 15 | 40 | 19 | 20 | 8 | 28 | 31 | 53 | 40 | 33 | 14 | 47 | 46 |
| LLEIDA | 12 | 19 | 9 | 7 | 16 | 15 | 13 | 20 | 11 | 6 | 17 | 16 | 25 | 39 | 20 | 13 | 33 | 31 |
| TARRAGONA | 22 | 19 | 12 | 10 | 22 | 19 | 60 | 52 | 45 | 14 | 59 | 53 | 82 | 71 | 57 | 24 | 81 | 72 |
| COMUNIDAD VALENCIANA | 29 | 72 | 43 | 45 | 88 | 13 | 117 | 122 | 44 | 71 | 115 | 124 | 146 | 194 | 87 | 116 | 203 | 137 |
| ALICANTE | 26 | 27 | 30 | 12 | 42 | 11 | 70 | 46 | 18 | 27 | 45 | 71 | 96 | 73 | 48 | 39 | 87 | 82 |
| CASTELLÓN | 1 | 0 | 0 | 1 | 1 | 0 | 1 | 4 | 3 | 0 | 3 | 2 | 2 | 4 | 3 | 1 | 4 | 2 |
| VALENCIA | 2 | 45 | 13 | 32 | 45 | 2 | 46 | 72 | 23 | 44 | 67 | 51 | 48 | 117 | 36 | 76 | 112 | 53 |
| EXTREMADURA | 309 | 33 | 23 | 18 | 41 | 301 | 324 | 32 | 11 | 15 | 26 | 330 | 633 | 65 | 34 | 33 | 67 | 631 |
| BADAJOS | 219 | 29 | 20 | 16 | 36 | 212 | 231 | 19 | 4 | 9 | 13 | 237 | 450 | 48 | 24 | 25 | 49 | 449 |
| CÁCERES | 90 | 4 | 3 | 2 | 5 | 89 | 93 | 13 | 7 | 6 | 13 | 93 | 183 | 17 | 10 | 8 | 18 | 182 |
| GALICIA | 149 | 94 | 39 | 45 | 84 | 159 | 531 | 90 | 21 | 52 | 73 | 548 | 680 | 184 | 60 | 97 | 157 | 707 |
| A CORUÑA | 61 | 44 | 22 | 21 | 43 | 62 | 300 | 37 | 17 | 16 | 33 | 304 | 361 | 81 | 39 | 37 | 76 | 366 |
| LUGO | 0 | 1 | 0 | 1 | 1 | 0 | 0 | 1 | 0 | 0 | 0 | 1 | 0 | 2 | 0 | 1 | 1 | 1 |
| OURENSE | 0 | 12 | 8 | 4 | 12 | 0 | 5 | 23 | 2 | 17 | 19 | 9 | 5 | 35 | 10 | 21 | 31 | 9 |
| PONTEVEDRA | 88 | 37 | 9 | 19 | 28 | 97 | 226 | 29 | 2 | 19 | 21 | 234 | 314 | 66 | 11 | 38 | 49 | 331 |
| MADRID | 15 | 36 | 17 | 22 | 39 | 12 | 20 | 70 | 21 | 38 | 59 | 31 | 35 | 106 | 38 | 60 | 98 | 43 |
| MURCIA | 7 | 24 | 7 | 12 | 19 | 12 | 71 | 38 | 30 | 21 | 51 | 58 | 78 | 62 | 37 | 33 | 70 | 70 |
| NAVARRA | 0 | 6 | 1 | 5 | 6 | 0 | 0 | 4 | 1 | 3 | 4 | 0 | 0 | 10 | 2 | 8 | 10 | 0 |
| PAÍS VASCO | 1 | 11 | 0 | 6 | 6 | 6 | 17 | 9 | 10 | 5 | 15 | 11 | 18 | 20 | 10 | 11 | 21 | 17 |
| ÁLAVA (1) | 0 | 0 | 0 | 0 | 0 | 0 | 0 | 0 | 0 | 0 | 0 | 0 | 0 | 0 | 0 | 0 | 0 | 0 |
| GUIPÚZCOA (1) | 0 | 0 | 0 | 0 | 0 | 0 | 0 | 0 | 0 | 0 | 0 | 0 | 0 | 0 | 0 | 0 | 0 | 0 |
| VIZCAYA | 1 | 11 | 0 | 6 | 6 | 6 | 17 | 9 | 10 | 5 | 15 | 11 | 18 | 20 | 10 | 11 | 21 | 17 |
| LA RIOJA | 8 | 2 | 2 | 4 | 6 | 4 | 4 | 8 | 3 | 3 | 6 | 6 | 12 | 10 | 5 | 7 | 12 | 10 |
| CEUTA | 1 | 0 | 1 | 0 | 1 | 0 | 4 | 4 | 4 | 3 | 7 | 1 | 5 | 4 | 5 | 3 | 8 | 1 |
| MELILLA | 1 | 3 | 2 | 2 | 4 | 0 | 7 | 10 | 2 | 10 | 12 | 5 | 8 | 13 | 4 | 12 | 16 | 5 |

| | | | | | | | | | | | | | | | | | | |
|--------------|-----|-----|-----|-----|-----|-----|-------|-------|-----|-----|-------|-------|-------|-------|-------|-------|-------|-------|
| TOTAL ESTADO | 930 | 770 | 425 | 407 | 832 | 868 | 2.054 | 1.288 | 616 | 728 | 1.344 | 1.998 | 2.984 | 2.058 | 1.041 | 1.135 | 2.176 | 2.866 |
|--------------|-----|-----|-----|-----|-----|-----|-------|-------|-----|-----|-------|-------|-------|-------|-------|-------|-------|-------|

(1) Datos no facilitados.

1g REVISIONES DE OFICIO E INSTANCIA DE PARTE: DATOS DE LA GESTIÓN MENSUAL Y ANUAL

PENSIÓN NO CONTRIBUTIVA DE JUBILACIÓN
REVISIONES DE OFICIO E INSTANCIA DE PARTE
DATOS DE GESTIÓN CORRESPONDIENTES AL MES DE MARZO DE 2009

| CC.AA. Y/O PROVINCIAS | ENTRADA REVISIONES | REVISIONES EFECTUADAS | | | | | CAUSAS DE EXTINCIÓN DEL DERECHO | | | | | |
|-----------------------------|-----------------------|-----------------------|------------|------------|------------|--------------|---------------------------------|------------|-----------|---------------|-----------|------------|
| | | Sin Modif. | Con Modif. | Suspensión | Extinción | TOTAL | Residencia | Personal | U.E.C. | Fallecimiento | Otras | TOTAL |
| | | Cuantía | Cuantía | Pago | Derecho | | | | | | | |
| ANDALUCÍA | 994 | 136 | 280 | 23 | 564 | 1.003 | 0 | 171 | 97 | 244 | 52 | 564 |
| ALMERÍA | 35 | 0 | 4 | 3 | 28 | 35 | 0 | 16 | 0 | 11 | 1 | 28 |
| CÁDIZ | 121 | 2 | 18 | 1 | 96 | 117 | 0 | 30 | 5 | 49 | 12 | 96 |
| CÓRDOBA | 45 | 0 | 15 | 2 | 52 | 69 | 0 | 21 | 12 | 10 | 9 | 52 |
| GRANADA | 52 | 1 | 2 | 1 | 45 | 49 | 0 | 16 | 0 | 23 | 6 | 45 |
| HUELVA | 190 | 24 | 116 | 0 | 42 | 182 | 0 | 18 | 7 | 14 | 3 | 42 |
| JAÉN | 134 | 2 | 79 | 0 | 53 | 134 | 0 | 10 | 29 | 14 | 0 | 53 |
| MÁLAGA | 238 | 96 | 21 | 5 | 116 | 238 | 0 | 14 | 30 | 72 | 0 | 116 |
| SEVILLA | 179 | 11 | 25 | 11 | 132 | 179 | 0 | 46 | 14 | 51 | 21 | 132 |
| ARAGÓN | 58 | 3 | 4 | 0 | 48 | 55 | 0 | 22 | 7 | 12 | 7 | 48 |
| HUESCA | 19 | 0 | 2 | 0 | 17 | 19 | 0 | 8 | 1 | 5 | 3 | 17 |
| TERUEL | 8 | 1 | 0 | 0 | 6 | 7 | 0 | 2 | 0 | 2 | 2 | 6 |
| ZARAGOZA | 31 | 2 | 2 | 0 | 25 | 29 | 0 | 12 | 6 | 5 | 2 | 25 |
| ASTURIAS | 40 | 4 | 1 | 0 | 35 | 40 | 0 | 9 | 1 | 24 | 1 | 35 |
| ILLES BALEARS | 64 | 14 | 19 | 1 | 31 | 65 | 0 | 20 | 3 | 7 | 1 | 31 |
| CANARIAS | 228 | 63 | 45 | 8 | 93 | 209 | 2 | 37 | 4 | 48 | 2 | 93 |
| LAS PALMAS | 93 | 23 | 8 | 5 | 36 | 72 | 0 | 17 | 1 | 18 | 0 | 36 |
| S.C. TENERIFE | 135 | 40 | 37 | 3 | 57 | 137 | 2 | 20 | 3 | 30 | 2 | 57 |
| CANTABRIA | 22 | 0 | 6 | 1 | 15 | 22 | 0 | 6 | 2 | 6 | 1 | 15 |
| CASTILLA Y LEÓN | 214 | 18 | 50 | 5 | 141 | 214 | 0 | 33 | 55 | 37 | 16 | 141 |
| ÁVILA | 18 | 0 | 4 | 0 | 14 | 18 | 0 | 2 | 9 | 3 | 0 | 14 |
| BURGOS | 10 | 0 | 0 | 0 | 10 | 10 | 0 | 2 | 0 | 8 | 0 | 10 |
| LEÓN | 27 | 0 | 6 | 3 | 18 | 27 | 0 | 13 | 1 | 0 | 4 | 18 |
| PALENCIA | 13 | 0 | 1 | 2 | 10 | 13 | 0 | 3 | 4 | 3 | 0 | 10 |
| SALAMANCA | 54 | 2 | 5 | 0 | 47 | 54 | 0 | 6 | 28 | 13 | 0 | 47 |
| SEGOVIA | 2 | 0 | 0 | 0 | 2 | 2 | 0 | 0 | 1 | 1 | 0 | 2 |
| SORIA | 2 | 0 | 0 | 0 | 2 | 2 | 0 | 0 | 0 | 2 | 0 | 2 |
| VALLADOLID | 73 | 15 | 28 | 0 | 30 | 73 | 0 | 6 | 8 | 5 | 11 | 30 |
| ZAMORA | 15 | 1 | 6 | 0 | 8 | 15 | 0 | 1 | 4 | 2 | 1 | 8 |
| CASTILLA-LA MANCHA | 126 | 12 | 16 | 2 | 91 | 121 | 0 | 24 | 6 | 48 | 13 | 91 |
| ALBACETE | 30 | 4 | 4 | 0 | 22 | 30 | 0 | 6 | 2 | 11 | 3 | 22 |
| CIUDAD REAL | 47 | 2 | 6 | 1 | 32 | 41 | 0 | 8 | 2 | 21 | 1 | 32 |
| CUENCA | 26 | 2 | 3 | 0 | 15 | 20 | 0 | 8 | 0 | 5 | 2 | 15 |
| GUADALAJARA | 1 | 3 | 1 | 1 | 1 | 6 | 0 | 0 | 1 | 0 | 0 | 1 |
| TOLEDO | 22 | 1 | 2 | 0 | 21 | 24 | 0 | 2 | 1 | 11 | 7 | 21 |

(Continúa al dorso)

| CC.AA. Y/O PROVINCIAS | ENTRADA REVISIONES | REVISIONES EFECTUADAS | | | | | CAUSAS DE EXTINCIÓN DEL DERECHO | | | | | |
|-----------------------------|-----------------------|-----------------------|-----------------------|--------------------|----------------------|--------------|---------------------------------|------------|------------|---------------|------------|--------------|
| | | Sin Modif. Cuantía | Con Modif. Cuantía | Suspensión Pago | Extinción Derecho | TOTAL | Residencia | Personal | U.E.C. | Fallecimiento | Otras | TOTAL |
| CATALUNYA | 184 | 23 | 44 | 5 | 107 | 179 | 1 | 92 | 12 | 0 | 2 | 107 |
| BARCELONA | 138 | 20 | 37 | 4 | 69 | 130 | 1 | 59 | 7 | 0 | 2 | 69 |
| GIRONA | 16 | 2 | 1 | 0 | 7 | 10 | 0 | 6 | 1 | 0 | 0 | 7 |
| LLEIDA | 14 | 0 | 1 | 0 | 12 | 13 | 0 | 11 | 1 | 0 | 0 | 12 |
| TARRAGONA | 16 | 1 | 5 | 1 | 19 | 26 | 0 | 16 | 3 | 0 | 0 | 19 |
| COMUNIDAD VALENCIANA | 243 | 36 | 25 | 0 | 186 | 247 | 2 | 87 | 13 | 82 | 2 | 186 |
| ALICANTE | 80 | 4 | 19 | 0 | 57 | 80 | 0 | 28 | 3 | 26 | 0 | 57 |
| CASTELLÓN | 20 | 2 | 6 | 0 | 17 | 25 | 0 | 4 | 4 | 8 | 1 | 17 |
| VALENCIA | 143 | 30 | 0 | 0 | 112 | 142 | 2 | 55 | 6 | 48 | 1 | 112 |
| EXTREMADURA | 198 | 13 | 34 | 22 | 129 | 198 | 0 | 30 | 10 | 68 | 21 | 129 |
| BADAJOS | 140 | 9 | 23 | 13 | 95 | 140 | 0 | 16 | 7 | 51 | 21 | 95 |
| CÁCERES | 58 | 4 | 11 | 9 | 34 | 58 | 0 | 14 | 3 | 17 | 0 | 34 |
| GALICIA | 311 | 10 | 47 | 7 | 189 | 253 | 1 | 53 | 12 | 109 | 14 | 189 |
| A CORUÑA | 163 | 9 | 23 | 0 | 73 | 105 | 0 | 25 | 4 | 37 | 7 | 73 |
| LUGO | 27 | 1 | 7 | 0 | 19 | 27 | 0 | 1 | 0 | 13 | 5 | 19 |
| OURENSE | 33 | 0 | 6 | 0 | 27 | 33 | 0 | 7 | 0 | 19 | 1 | 27 |
| PONTEVEDRA | 88 | 0 | 11 | 7 | 70 | 88 | 1 | 20 | 8 | 40 | 1 | 70 |
| MADRID | 288 | 19 | 59 | 19 | 191 | 288 | 3 | 47 | 22 | 119 | 0 | 191 |
| MURCIA | 91 | 14 | 20 | 3 | 54 | 91 | 0 | 16 | 14 | 11 | 13 | 54 |
| NAVARRA | 20 | 0 | 1 | 0 | 19 | 20 | 0 | 4 | 3 | 11 | 1 | 19 |
| PAÍS VASCO | 23 | 0 | 3 | 0 | 20 | 23 | 0 | 5 | 3 | 8 | 4 | 20 |
| ÁLAVA | 0 | 0 | 0 | 0 | 0 | 0 | 0 | 0 | 0 | 0 | 0 | 0 |
| GUIPÚZCOA | 10 | 0 | 0 | 0 | 10 | 10 | 0 | 5 | 3 | 2 | 0 | 10 |
| VIZCAYA | 13 | 0 | 3 | 0 | 10 | 13 | 0 | 0 | 0 | 6 | 4 | 10 |
| LA RIOJA | 17 | 0 | 3 | 0 | 14 | 17 | 0 | 1 | 6 | 7 | 0 | 14 |
| CEUTA | 29 | 17 | 9 | 0 | 3 | 29 | 0 | 0 | 0 | 3 | 0 | 3 |
| MELILLA | 8 | 0 | 5 | 0 | 3 | 8 | 0 | 0 | 0 | 3 | 0 | 3 |
| TOTAL ESTADO | 3.158 | 382 | 671 | 96 | 1.933 | 3.082 | 9 | 657 | 270 | 847 | 150 | 1.933 |

PENSIÓN NO CONTRIBUTIVA DE INVALIDEZ
REVISIONES DE OFICIO E INSTANCIA DE PARTE
DATOS DE GESTIÓN CORRESPONDIENTES AL MES DE MARZO DE 2009

| CC.AA. Y/O PROVINCIAS | ENTRADA REVISIONES | REVISIONES EFECTUADAS | | | | | | | | CAUSAS DE EXTINCIÓN DEL DERECHO | | | | | | |
|-----------------------------|-----------------------|-----------------------|-----------------------|----------------|-----------|-------------------------|----------------------------|----------------------|--------------|---------------------------------|-----------|-----------|----------|---------------|-----------|------------|
| | | Sin Modif. Cuantía | Con Modif. Cuantía | Suspensión PNC | | Compat. PNC Art. 147 | Recuperación Art. 144.1 | Extinción Derecho | TOTAL | Residencia | Personal | U.E.C. | Grado | Fallecimiento | Otras | TOTAL |
| | | | | Art. 144.1 | Pago | | | | | | | | | | | |
| ANDALUCÍA | 1.124 | 272 | 389 | 56 | 39 | 66 | 34 | 293 | 1.149 | 6 | 84 | 32 | 8 | 132 | 31 | 293 |
| ALMERÍA | 50 | 0 | 23 | 1 | 4 | 1 | 0 | 21 | 50 | 0 | 7 | 0 | 0 | 12 | 2 | 21 |
| CÁDIZ | 148 | 8 | 32 | 12 | 1 | 10 | 12 | 68 | 143 | 0 | 20 | 4 | 0 | 39 | 5 | 68 |
| CÓRDOBA | 64 | 0 | 23 | 10 | 5 | 0 | 8 | 21 | 67 | 0 | 9 | 3 | 1 | 8 | 0 | 21 |
| GRANADA | 72 | 2 | 6 | 6 | 7 | 21 | 0 | 43 | 85 | 0 | 6 | 1 | 7 | 12 | 17 | 43 |
| HUELVA | 205 | 8 | 159 | 4 | 2 | 10 | 4 | 15 | 202 | 0 | 3 | 2 | 0 | 10 | 0 | 15 |
| JAÉN | 95 | 3 | 61 | 0 | 0 | 0 | 0 | 31 | 95 | 6 | 5 | 10 | 0 | 8 | 2 | 31 |
| MÁLAGA | 322 | 218 | 43 | 16 | 0 | 3 | 9 | 33 | 322 | 0 | 4 | 10 | 0 | 19 | 0 | 33 |
| SEVILLA | 168 | 33 | 42 | 7 | 20 | 21 | 1 | 61 | 185 | 0 | 30 | 2 | 0 | 24 | 5 | 61 |
| ARAGÓN | 50 | 2 | 4 | 3 | 2 | 6 | 3 | 27 | 47 | 0 | 4 | 0 | 0 | 10 | 13 | 27 |
| HUESCA | 10 | 0 | 2 | 1 | 0 | 2 | 0 | 6 | 11 | 0 | 0 | 0 | 0 | 2 | 4 | 6 |
| TERUEL | 5 | 0 | 1 | 0 | 1 | 1 | 0 | 2 | 5 | 0 | 1 | 0 | 0 | 0 | 1 | 2 |
| ZARAGOZA | 35 | 2 | 1 | 2 | 1 | 3 | 3 | 19 | 31 | 0 | 3 | 0 | 0 | 8 | 8 | 19 |
| ASTURIAS | 31 | 1 | 4 | 1 | 0 | 0 | 0 | 20 | 26 | 0 | 5 | 0 | 0 | 10 | 5 | 20 |
| ILLES BALEARS | 121 | 42 | 48 | 13 | 0 | 0 | 0 | 26 | 129 | 1 | 1 | 0 | 8 | 9 | 7 | 26 |
| CANARIAS | 419 | 150 | 102 | 0 | 24 | 14 | 0 | 101 | 391 | 0 | 39 | 14 | 3 | 40 | 5 | 101 |
| LAS PALMAS | 150 | 78 | 22 | 0 | 9 | 4 | 0 | 28 | 141 | 0 | 8 | 1 | 1 | 17 | 1 | 28 |
| S.C. TENERIFE | 269 | 72 | 80 | 0 | 15 | 10 | 0 | 73 | 250 | 0 | 31 | 13 | 2 | 23 | 4 | 73 |
| CANTABRIA | 58 | 0 | 20 | 0 | 6 | 0 | 3 | 29 | 58 | 1 | 12 | 1 | 5 | 7 | 3 | 29 |
| CASTILLA Y LEÓN | 236 | 50 | 71 | 12 | 11 | 14 | 12 | 61 | 231 | 0 | 19 | 13 | 3 | 9 | 17 | 61 |
| ÁVILA | 34 | 8 | 8 | 2 | 0 | 8 | 0 | 8 | 34 | 0 | 4 | 3 | 0 | 1 | 0 | 8 |
| BURGOS | 28 | 4 | 7 | 3 | 4 | 0 | 0 | 10 | 28 | 0 | 4 | 0 | 0 | 1 | 5 | 10 |
| LEÓN | 28 | 3 | 9 | 3 | 1 | 2 | 2 | 4 | 24 | 0 | 2 | 1 | 1 | 0 | 0 | 4 |
| PALENCIA | 8 | 1 | 2 | 1 | 2 | 0 | 0 | 1 | 7 | 0 | 0 | 0 | 0 | 1 | 0 | 1 |
| SALAMANCA | 42 | 4 | 15 | 2 | 0 | 4 | 2 | 15 | 42 | 0 | 5 | 1 | 2 | 3 | 4 | 15 |
| SEGOVIA | 3 | 0 | 0 | 0 | 0 | 0 | 0 | 3 | 3 | 0 | 1 | 0 | 0 | 1 | 1 | 3 |
| SORIA | 6 | 0 | 3 | 0 | 0 | 0 | 0 | 3 | 6 | 0 | 2 | 0 | 0 | 1 | 0 | 3 |
| VALLADOLID | 71 | 26 | 23 | 1 | 4 | 0 | 8 | 9 | 71 | 0 | 0 | 2 | 0 | 1 | 6 | 9 |
| ZAMORA | 16 | 4 | 4 | 0 | 0 | 0 | 0 | 8 | 16 | 0 | 1 | 6 | 0 | 0 | 1 | 8 |
| CASTILLA-LA MANCHA | 201 | 29 | 42 | 5 | 11 | 21 | 1 | 67 | 176 | 0 | 18 | 2 | 0 | 30 | 17 | 67 |
| ALBACETE | 46 | 7 | 8 | 1 | 0 | 2 | 0 | 23 | 41 | 0 | 6 | 1 | 0 | 9 | 7 | 23 |
| CIUDAD REAL | 55 | 8 | 16 | 3 | 6 | 11 | 0 | 18 | 62 | 0 | 5 | 1 | 0 | 10 | 2 | 18 |
| CUENCA | 53 | 7 | 12 | 0 | 2 | 7 | 1 | 12 | 41 | 0 | 3 | 0 | 0 | 5 | 4 | 12 |
| GUADALAJARA | 8 | 7 | 1 | 0 | 1 | 1 | 0 | 0 | 10 | 0 | 0 | 0 | 0 | 0 | 0 | 0 |
| TOLEDO | 39 | 0 | 5 | 1 | 2 | 0 | 0 | 14 | 22 | 0 | 4 | 0 | 0 | 6 | 4 | 14 |

(Continúa al dorso)

| CC.AA. Y/O PROVINCIAS | ENTRADA REVISIONES | REVISIONES EFECTUADAS | | | | | | | CAUSAS DE EXTINCIÓN DEL DERECHO | | | | | | | |
|-----------------------------|-----------------------|-----------------------|-----------------------|----------------|------------|-------------------------|----------------------------|----------------------|---------------------------------|------------|------------|------------|-----------|---------------|------------|--------------|
| | | Sin Modif. Cuantía | Con Modif. Cuantía | Suspensión PNC | | Compat. PNC Art. 147 | Recuperación Art. 144.1 | Extinción Derecho | TOTAL | Residencia | Personal | U.E.C. | Grado | Fallecimiento | Otras | TOTAL |
| | | | | Art. 144.1 | Pago | | | | | | | | | | | |
| CATALUNYA | 348 | 73 | 143 | 14 | 0 | 15 | 21 | 85 | 351 | 1 | 43 | 8 | 1 | 0 | 32 | 85 |
| BARCELONA | 248 | 49 | 104 | 7 | 0 | 12 | 17 | 68 | 257 | 1 | 35 | 7 | 1 | 0 | 24 | 68 |
| GIRONA | 26 | 2 | 6 | 3 | 0 | 1 | 1 | 7 | 20 | 0 | 2 | 1 | 0 | 0 | 4 | 7 |
| LLEIDA | 20 | 5 | 7 | 2 | 0 | 0 | 1 | 3 | 18 | 0 | 3 | 0 | 0 | 0 | 0 | 3 |
| TARRAGONA | 54 | 17 | 26 | 2 | 0 | 2 | 2 | 7 | 56 | 0 | 3 | 0 | 0 | 0 | 4 | 7 |
| COMUNIDAD VALENCIANA | 358 | 82 | 41 | 11 | 7 | 17 | 20 | 162 | 340 | 0 | 52 | 11 | 14 | 67 | 18 | 162 |
| ALICANTE | 114 | 17 | 33 | 6 | 0 | 4 | 16 | 38 | 114 | 0 | 18 | 0 | 1 | 19 | 0 | 38 |
| CASTELLÓN | 62 | 6 | 8 | 4 | 0 | 3 | 4 | 33 | 58 | 0 | 10 | 6 | 2 | 7 | 8 | 33 |
| VALENCIA | 182 | 59 | 0 | 1 | 7 | 10 | 0 | 91 | 168 | 0 | 24 | 5 | 11 | 41 | 10 | 91 |
| EXTREMADURA | 214 | 23 | 67 | 2 | 66 | 13 | 0 | 43 | 214 | 0 | 3 | 1 | 1 | 21 | 17 | 43 |
| BADAJOS | 138 | 16 | 43 | 1 | 43 | 7 | 0 | 28 | 138 | 0 | 2 | 1 | 1 | 12 | 12 | 28 |
| CÁCERES | 76 | 7 | 24 | 1 | 23 | 6 | 0 | 15 | 76 | 0 | 1 | 0 | 0 | 9 | 5 | 15 |
| GALICIA | 324 | 45 | 82 | 9 | 14 | 17 | 4 | 153 | 324 | 0 | 54 | 7 | 1 | 63 | 28 | 153 |
| A CORUÑA | 152 | 32 | 31 | 4 | 5 | 17 | 3 | 60 | 152 | 0 | 16 | 4 | 1 | 27 | 12 | 60 |
| LUGO | 25 | 2 | 6 | 1 | 1 | 0 | 0 | 15 | 25 | 0 | 2 | 1 | 0 | 6 | 6 | 15 |
| OURENSE | 47 | 9 | 15 | 1 | 0 | 0 | 0 | 22 | 47 | 0 | 9 | 0 | 0 | 9 | 4 | 22 |
| PONTEVEDRA | 100 | 2 | 30 | 3 | 8 | 0 | 1 | 56 | 100 | 0 | 27 | 2 | 0 | 21 | 6 | 56 |
| MADRID | 294 | 31 | 78 | 11 | 45 | 2 | 7 | 120 | 294 | 9 | 35 | 10 | 4 | 59 | 3 | 120 |
| MURCIA | 215 | 56 | 52 | 5 | 8 | 6 | 2 | 91 | 220 | 0 | 26 | 15 | 2 | 19 | 29 | 91 |
| NAVARRA | 4 | 0 | 1 | 0 | 0 | 0 | 1 | 2 | 4 | 0 | 0 | 0 | 0 | 2 | 0 | 2 |
| PAÍS VASCO | 24 | 0 | 3 | 0 | 0 | 0 | 0 | 21 | 24 | 2 | 6 | 0 | 0 | 6 | 7 | 21 |
| ÁLAVA | 0 | 0 | 0 | 0 | 0 | 0 | 0 | 0 | 0 | 0 | 0 | 0 | 0 | 0 | 0 | 0 |
| GUIPÚZCOA | 12 | 0 | 0 | 0 | 0 | 0 | 0 | 12 | 12 | 2 | 6 | 0 | 0 | 2 | 2 | 12 |
| VIZCAYA | 12 | 0 | 3 | 0 | 0 | 0 | 0 | 9 | 12 | 0 | 0 | 0 | 0 | 4 | 5 | 9 |
| LA RIOJA | 15 | 0 | 9 | 0 | 0 | 0 | 0 | 6 | 15 | 0 | 4 | 1 | 0 | 1 | 0 | 6 |
| CEUTA | 42 | 16 | 14 | 1 | 1 | 3 | 3 | 4 | 42 | 0 | 1 | 0 | 0 | 3 | 0 | 4 |
| MELILLA | 78 | 8 | 24 | 2 | 3 | 36 | 0 | 5 | 78 | 1 | 0 | 1 | 0 | 2 | 1 | 5 |
| TOTAL ESTADO | 4.156 | 880 | 1.194 | 145 | 237 | 230 | 111 | 1.316 | 4.113 | 21 | 406 | 116 | 50 | 490 | 233 | 1.316 |

TOTAL PENSIONES NO CONTRIBUTIVAS

REVISIONES DE OFICIO E INSTANCIA DE PARTE

DATOS DE GESTIÓN CORRESPONDIENTES AL MES DE MARZO DE 2009

| CC.AA. Y/O PROVINCIAS | ENTRADA REVISIONES | REVISIONES EFECTUADAS | | | | | | | | CAUSAS DE EXTINCIÓN DEL DERECHO | | | | | | |
|-----------------------------|-----------------------|-----------------------|-----------------------|----------------|-----------|-------------------------|----------------------------|----------------------|--------------|---------------------------------|------------|------------|----------|---------------|-----------|------------|
| | | Sin Modif. Cuantía | Con Modif. Cuantía | Suspensión PNC | | Compat. PNC Art. 147 | Recuperación Art. 144.1 | Extinción Derecho | TOTAL | Residencia | Personal | U.E.C. | Grado | Fallecimiento | Otras | TOTAL |
| | | | | Art. 144.1 | Pago | | | | | | | | | | | |
| ANDALUCÍA | 2.118 | 408 | 669 | 56 | 62 | 66 | 34 | 857 | 2.152 | 6 | 255 | 129 | 8 | 376 | 83 | 857 |
| ALMERÍA | 85 | 0 | 27 | 1 | 7 | 1 | 0 | 49 | 85 | 0 | 23 | 0 | 0 | 23 | 3 | 49 |
| CÁDIZ | 269 | 10 | 50 | 12 | 2 | 10 | 12 | 164 | 260 | 0 | 50 | 9 | 0 | 88 | 17 | 164 |
| CÓRDOBA | 109 | 0 | 38 | 10 | 7 | 0 | 8 | 73 | 136 | 0 | 30 | 15 | 1 | 18 | 9 | 73 |
| GRANADA | 124 | 3 | 8 | 6 | 8 | 21 | 0 | 88 | 134 | 0 | 22 | 1 | 7 | 35 | 23 | 88 |
| HUELVA | 395 | 32 | 275 | 4 | 2 | 10 | 4 | 57 | 384 | 0 | 21 | 9 | 0 | 24 | 3 | 57 |
| JAÉN | 229 | 5 | 140 | 0 | 0 | 0 | 0 | 84 | 229 | 6 | 15 | 39 | 0 | 22 | 2 | 84 |
| MÁLAGA | 560 | 314 | 64 | 16 | 5 | 3 | 9 | 149 | 560 | 0 | 18 | 40 | 0 | 91 | 0 | 149 |
| SEVILLA | 347 | 44 | 67 | 7 | 31 | 21 | 1 | 193 | 364 | 0 | 76 | 16 | 0 | 75 | 26 | 193 |
| ARAGÓN | 108 | 5 | 8 | 3 | 2 | 6 | 3 | 75 | 102 | 0 | 26 | 7 | 0 | 22 | 20 | 75 |
| HUESCA | 29 | 0 | 4 | 1 | 0 | 2 | 0 | 23 | 30 | 0 | 8 | 1 | 0 | 7 | 7 | 23 |
| TERUEL | 13 | 1 | 1 | 0 | 1 | 1 | 0 | 8 | 12 | 0 | 3 | 0 | 0 | 2 | 3 | 8 |
| ZARAGOZA | 66 | 4 | 3 | 2 | 1 | 3 | 3 | 44 | 60 | 0 | 15 | 6 | 0 | 13 | 10 | 44 |
| ASTURIAS | 71 | 5 | 5 | 1 | 0 | 0 | 0 | 55 | 66 | 0 | 14 | 1 | 0 | 34 | 6 | 55 |
| ILLES BALEARS | 185 | 56 | 67 | 13 | 1 | 0 | 0 | 57 | 194 | 1 | 21 | 3 | 8 | 16 | 8 | 57 |
| CANARIAS | 647 | 213 | 147 | 0 | 32 | 14 | 0 | 194 | 600 | 2 | 76 | 18 | 3 | 88 | 7 | 194 |
| LAS PALMAS | 243 | 101 | 30 | 0 | 14 | 4 | 0 | 64 | 213 | 0 | 25 | 2 | 1 | 35 | 1 | 64 |
| S.C. TENERIFE | 404 | 112 | 117 | 0 | 18 | 10 | 0 | 130 | 387 | 2 | 51 | 16 | 2 | 53 | 6 | 130 |
| CANTABRIA | 80 | 0 | 26 | 0 | 7 | 0 | 3 | 44 | 80 | 1 | 18 | 3 | 5 | 13 | 4 | 44 |
| CASTILLA Y LEÓN | 450 | 68 | 121 | 12 | 16 | 14 | 12 | 202 | 445 | 0 | 52 | 68 | 3 | 46 | 33 | 202 |
| ÁVILA | 52 | 8 | 12 | 2 | 0 | 8 | 0 | 22 | 52 | 0 | 6 | 12 | 0 | 4 | 0 | 22 |
| BURGOS | 38 | 4 | 7 | 3 | 4 | 0 | 0 | 20 | 38 | 0 | 6 | 0 | 0 | 9 | 5 | 20 |
| LEÓN | 55 | 3 | 15 | 3 | 4 | 2 | 2 | 22 | 51 | 0 | 15 | 2 | 1 | 0 | 4 | 22 |
| PALENCIA | 21 | 1 | 3 | 1 | 4 | 0 | 0 | 11 | 20 | 0 | 3 | 4 | 0 | 4 | 0 | 11 |
| SALAMANCA | 96 | 6 | 20 | 2 | 0 | 4 | 2 | 62 | 96 | 0 | 11 | 29 | 2 | 16 | 4 | 62 |
| SEGOVIA | 5 | 0 | 0 | 0 | 0 | 0 | 0 | 5 | 5 | 0 | 1 | 1 | 0 | 2 | 1 | 5 |
| SORIA | 8 | 0 | 3 | 0 | 0 | 0 | 0 | 5 | 8 | 0 | 2 | 0 | 0 | 3 | 0 | 5 |
| VALLADOLID | 144 | 41 | 51 | 1 | 4 | 0 | 8 | 39 | 144 | 0 | 6 | 10 | 0 | 6 | 17 | 39 |
| ZAMORA | 31 | 5 | 10 | 0 | 0 | 0 | 0 | 16 | 31 | 0 | 2 | 10 | 0 | 2 | 2 | 16 |
| CASTILLA-LA MANCHA | 327 | 41 | 58 | 5 | 13 | 21 | 1 | 158 | 297 | 0 | 42 | 8 | 0 | 78 | 30 | 158 |
| ALBACETE | 76 | 11 | 12 | 1 | 0 | 2 | 0 | 45 | 71 | 0 | 12 | 3 | 0 | 20 | 10 | 45 |
| CIUDAD REAL | 102 | 10 | 22 | 3 | 7 | 11 | 0 | 50 | 103 | 0 | 13 | 3 | 0 | 31 | 3 | 50 |
| CUENCA | 79 | 9 | 15 | 0 | 2 | 7 | 1 | 27 | 61 | 0 | 11 | 0 | 0 | 10 | 6 | 27 |
| GUADALAJARA | 9 | 10 | 2 | 0 | 2 | 1 | 0 | 1 | 16 | 0 | 0 | 1 | 0 | 0 | 0 | 1 |
| TOLEDO | 61 | 1 | 7 | 1 | 2 | 0 | 0 | 35 | 46 | 0 | 6 | 1 | 0 | 17 | 11 | 35 |

(Continúa al dorso)

| CC.AA. Y/O PROVINCIAS | ENTRADA REVISIONES | REVISIONES EFECTUADAS | | | | | | | CAUSAS DE EXTINCIÓN DEL DERECHO | | | | | | | |
|-----------------------------|-----------------------|-----------------------|-----------------------|----------------|------------|-------------------------|----------------------------|----------------------|---------------------------------|------------|--------------|------------|-----------|---------------|------------|--------------|
| | | Sin Modif. Cuantía | Con Modif. Cuantía | Suspensión PNC | | Compat. PNC Art. 147 | Recuperación Art. 144.1 | Extinción Derecho | TOTAL | Residencia | Personal | U.E.C. | Grado | Fallecimiento | Otras | TOTAL |
| | | | | Art. 144.1 | Pago | | | | | | | | | | | |
| CATALUNYA | 532 | 96 | 187 | 14 | 5 | 15 | 21 | 192 | 530 | 2 | 135 | 20 | 1 | 0 | 34 | 192 |
| BARCELONA | 386 | 69 | 141 | 7 | 4 | 12 | 17 | 137 | 387 | 2 | 94 | 14 | 1 | 0 | 26 | 137 |
| GIRONA | 42 | 4 | 7 | 3 | 0 | 1 | 1 | 14 | 30 | 0 | 8 | 2 | 0 | 0 | 4 | 14 |
| LLEIDA | 34 | 5 | 8 | 2 | 0 | 0 | 1 | 15 | 31 | 0 | 14 | 1 | 0 | 0 | 0 | 15 |
| TARRAGONA | 70 | 18 | 31 | 2 | 1 | 2 | 2 | 26 | 82 | 0 | 19 | 3 | 0 | 0 | 4 | 26 |
| COMUNIDAD VALENCIANA | 601 | 118 | 66 | 11 | 7 | 17 | 20 | 348 | 587 | 2 | 139 | 24 | 14 | 149 | 20 | 348 |
| ALICANTE | 194 | 21 | 52 | 6 | 0 | 4 | 16 | 95 | 194 | 0 | 46 | 3 | 1 | 45 | 0 | 95 |
| CASTELLÓN | 82 | 8 | 14 | 4 | 0 | 3 | 4 | 50 | 83 | 0 | 14 | 10 | 2 | 15 | 9 | 50 |
| VALENCIA | 325 | 89 | 0 | 1 | 7 | 10 | 0 | 203 | 310 | 2 | 79 | 11 | 11 | 89 | 11 | 203 |
| EXTREMADURA | 412 | 36 | 101 | 2 | 88 | 13 | 0 | 172 | 412 | 0 | 33 | 11 | 1 | 89 | 38 | 172 |
| BADAJOS | 278 | 25 | 66 | 1 | 56 | 7 | 0 | 123 | 278 | 0 | 18 | 8 | 1 | 63 | 33 | 123 |
| CÁCERES | 134 | 11 | 35 | 1 | 32 | 6 | 0 | 49 | 134 | 0 | 15 | 3 | 0 | 26 | 5 | 49 |
| GALICIA | 635 | 55 | 129 | 9 | 21 | 17 | 4 | 342 | 577 | 1 | 107 | 19 | 1 | 172 | 42 | 342 |
| A CORUÑA | 315 | 41 | 54 | 4 | 5 | 17 | 3 | 133 | 257 | 0 | 41 | 8 | 1 | 64 | 19 | 133 |
| LUGO | 52 | 3 | 13 | 1 | 1 | 0 | 0 | 34 | 52 | 0 | 3 | 1 | 0 | 19 | 11 | 34 |
| OURENSE | 80 | 9 | 21 | 1 | 0 | 0 | 0 | 49 | 80 | 0 | 16 | 0 | 0 | 28 | 5 | 49 |
| PONTEVEDRA | 188 | 2 | 41 | 3 | 15 | 0 | 1 | 126 | 188 | 1 | 47 | 10 | 0 | 61 | 7 | 126 |
| MADRID | 582 | 50 | 137 | 11 | 64 | 2 | 7 | 311 | 582 | 12 | 82 | 32 | 4 | 178 | 3 | 311 |
| MURCIA | 306 | 70 | 72 | 5 | 11 | 6 | 2 | 145 | 311 | 0 | 42 | 29 | 2 | 30 | 42 | 145 |
| NAVARRA | 24 | 0 | 2 | 0 | 0 | 0 | 1 | 21 | 24 | 0 | 4 | 3 | 0 | 13 | 1 | 21 |
| PAÍS VASCO | 47 | 0 | 6 | 0 | 0 | 0 | 0 | 41 | 47 | 2 | 11 | 3 | 0 | 14 | 11 | 41 |
| ÁLAVA | 0 | 0 | 0 | 0 | 0 | 0 | 0 | 0 | 0 | 0 | 0 | 0 | 0 | 0 | 0 | 0 |
| GUIPÚZCOA | 22 | 0 | 0 | 0 | 0 | 0 | 0 | 22 | 22 | 2 | 11 | 3 | 0 | 4 | 2 | 22 |
| VIZCAYA | 25 | 0 | 6 | 0 | 0 | 0 | 0 | 19 | 25 | 0 | 0 | 0 | 0 | 10 | 9 | 19 |
| LA RIOJA | 32 | 0 | 12 | 0 | 0 | 0 | 0 | 20 | 32 | 0 | 5 | 7 | 0 | 8 | 0 | 20 |
| CEUTA | 71 | 33 | 23 | 1 | 1 | 3 | 3 | 7 | 71 | 0 | 1 | 0 | 0 | 6 | 0 | 7 |
| MELILLA | 86 | 8 | 29 | 2 | 3 | 36 | 0 | 8 | 86 | 1 | 0 | 1 | 0 | 5 | 1 | 8 |
| TOTAL ESTADO | 7.314 | 1.262 | 1.865 | 145 | 333 | 230 | 111 | 3.249 | 7.195 | 30 | 1.063 | 386 | 50 | 1.337 | 383 | 3.249 |

PENSIÓN NO CONTRIBUTIVA DE JUBILACIÓN
REVISIONES DE OFICIO E INSTANCIA DE PARTE
DATOS DE GESTIÓN ACUMULADA CORRESPONDIENTES AL AÑO 2009 HASTA MARZO

| CC.AA. Y/O PROVINCIAS | ENTRADA REVISIONES | REVISIONES EFECTUADAS | | | | | CAUSAS DE EXTINCIÓN DEL DERECHO | | | | | |
|-----------------------------|-----------------------|-----------------------|------------|------------|--------------|--------------|---------------------------------|------------|------------|---------------|-----------|--------------|
| | | Sin Modif. | Con Modif. | Suspensión | Extinción | TOTAL | Residencia | Personal | U.E.C. | Fallecimiento | Otras | TOTAL |
| | | Cuantía | Cuantía | Pago | Derecho | | | | | | | |
| ANDALUCÍA | 2.458 | 421 | 521 | 43 | 1.499 | 2.484 | 1 | 460 | 262 | 706 | 70 | 1.499 |
| ALMERÍA | 105 | 2 | 17 | 7 | 79 | 105 | 0 | 33 | 8 | 33 | 5 | 79 |
| CÁDIZ | 328 | 6 | 32 | 2 | 267 | 307 | 0 | 107 | 15 | 133 | 12 | 267 |
| CÓRDOBA | 156 | 0 | 35 | 5 | 116 | 156 | 0 | 32 | 22 | 53 | 9 | 116 |
| GRANADA | 173 | 7 | 21 | 5 | 134 | 167 | 0 | 28 | 24 | 72 | 10 | 134 |
| HUELVA | 327 | 35 | 174 | 0 | 106 | 315 | 0 | 43 | 10 | 50 | 3 | 106 |
| JAÉN | 259 | 4 | 102 | 0 | 153 | 259 | 1 | 34 | 72 | 46 | 0 | 153 |
| MÁLAGA | 660 | 343 | 88 | 8 | 294 | 733 | 0 | 46 | 90 | 158 | 0 | 294 |
| SEVILLA | 450 | 24 | 52 | 16 | 350 | 442 | 0 | 137 | 21 | 161 | 31 | 350 |
| ARAGÓN | 212 | 6 | 23 | 1 | 176 | 206 | 0 | 70 | 27 | 62 | 17 | 176 |
| HUESCA | 59 | 0 | 7 | 0 | 51 | 58 | 0 | 23 | 6 | 16 | 6 | 51 |
| TERUEL | 29 | 2 | 0 | 0 | 26 | 28 | 0 | 7 | 1 | 11 | 7 | 26 |
| ZARAGOZA | 124 | 4 | 16 | 1 | 99 | 120 | 0 | 40 | 20 | 35 | 4 | 99 |
| ASTURIAS | 120 | 12 | 3 | 0 | 105 | 120 | 0 | 27 | 3 | 72 | 3 | 105 |
| ILLES BALEARS | 205 | 33 | 70 | 4 | 102 | 209 | 0 | 43 | 19 | 37 | 3 | 102 |
| CANARIAS | 654 | 128 | 114 | 32 | 354 | 628 | 3 | 116 | 12 | 210 | 13 | 354 |
| LAS PALMAS | 271 | 45 | 28 | 29 | 122 | 224 | 0 | 58 | 3 | 58 | 3 | 122 |
| S.C. TENERIFE | 383 | 83 | 86 | 3 | 232 | 404 | 3 | 58 | 9 | 152 | 10 | 232 |
| CANTABRIA | 86 | 2 | 19 | 1 | 64 | 86 | 0 | 25 | 3 | 31 | 5 | 64 |
| CASTILLA Y LEÓN | 583 | 56 | 117 | 19 | 391 | 583 | 1 | 117 | 132 | 117 | 24 | 391 |
| ÁVILA | 45 | 1 | 4 | 2 | 38 | 45 | 1 | 7 | 18 | 12 | 0 | 38 |
| BURGOS | 51 | 0 | 10 | 0 | 41 | 51 | 0 | 12 | 0 | 27 | 2 | 41 |
| LEÓN | 49 | 0 | 16 | 4 | 29 | 49 | 0 | 22 | 3 | 0 | 4 | 29 |
| PALENCIA | 26 | 0 | 2 | 3 | 21 | 26 | 0 | 8 | 6 | 7 | 0 | 21 |
| SALAMANCA | 159 | 3 | 18 | 0 | 138 | 159 | 0 | 29 | 74 | 35 | 0 | 138 |
| SEGOVIA | 19 | 7 | 2 | 0 | 10 | 19 | 0 | 1 | 3 | 6 | 0 | 10 |
| SORIA | 11 | 0 | 0 | 0 | 11 | 11 | 0 | 4 | 0 | 7 | 0 | 11 |
| VALLADOLID | 158 | 33 | 44 | 9 | 72 | 158 | 0 | 22 | 14 | 19 | 17 | 72 |
| ZAMORA | 65 | 12 | 21 | 1 | 31 | 65 | 0 | 12 | 14 | 4 | 1 | 31 |
| CASTILLA-LA MANCHA | 409 | 39 | 123 | 9 | 281 | 452 | 0 | 89 | 27 | 134 | 31 | 281 |
| ALBACETE | 113 | 16 | 18 | 1 | 75 | 110 | 0 | 23 | 7 | 37 | 8 | 75 |
| CIUDAD REAL | 137 | 4 | 67 | 5 | 87 | 163 | 0 | 29 | 5 | 49 | 4 | 87 |
| CUENCA | 50 | 5 | 7 | 0 | 44 | 56 | 0 | 17 | 5 | 16 | 6 | 44 |
| GUADALAJARA | 20 | 7 | 8 | 3 | 7 | 25 | 0 | 2 | 3 | 2 | 0 | 7 |
| TOLEDO | 89 | 7 | 23 | 0 | 68 | 98 | 0 | 18 | 7 | 30 | 13 | 68 |

(Continúa al dorso)

| CC.AA. Y/O PROVINCIAS | ENTRADA REVISIONES | REVISIONES EFECTUADAS | | | | | CAUSAS DE EXTINCIÓN DEL DERECHO | | | | | |
|-----------------------------|-----------------------|-----------------------|--------------|------------|--------------|--------------|---------------------------------|--------------|------------|---------------|------------|--------------|
| | | Sin Modif. | Con Modif. | Suspensión | Extinción | TOTAL | Residencia | Personal | U.E.C. | Fallecimiento | Otras | TOTAL |
| | | Cuantía | Cuantía | Pago | Derecho | | | | | | | |
| CATALUNYA | 521 | 54 | 122 | 15 | 279 | 470 | 2 | 228 | 34 | 0 | 15 | 279 |
| BARCELONA | 380 | 45 | 101 | 11 | 196 | 353 | 2 | 158 | 26 | 0 | 10 | 196 |
| GIRONA | 37 | 4 | 4 | 0 | 20 | 28 | 0 | 14 | 3 | 0 | 3 | 20 |
| LLEIDA | 50 | 1 | 7 | 1 | 34 | 43 | 0 | 31 | 2 | 0 | 1 | 34 |
| TARRAGONA | 54 | 4 | 10 | 3 | 29 | 46 | 0 | 25 | 3 | 0 | 1 | 29 |
| COMUNIDAD VALENCIANA | 772 | 110 | 52 | 13 | 592 | 767 | 4 | 251 | 43 | 290 | 4 | 592 |
| ALICANTE | 260 | 25 | 41 | 13 | 181 | 260 | 1 | 79 | 3 | 97 | 1 | 181 |
| CASTELLÓN | 44 | 6 | 11 | 0 | 31 | 48 | 0 | 11 | 4 | 15 | 1 | 31 |
| VALENCIA | 468 | 79 | 0 | 0 | 380 | 459 | 3 | 161 | 36 | 178 | 2 | 380 |
| EXTREMADURA | 458 | 28 | 64 | 65 | 301 | 458 | 0 | 80 | 18 | 160 | 43 | 301 |
| BADAJOS | 312 | 20 | 45 | 42 | 205 | 312 | 0 | 46 | 13 | 111 | 35 | 205 |
| CÁCERES | 146 | 8 | 19 | 23 | 96 | 146 | 0 | 34 | 5 | 49 | 8 | 96 |
| GALICIA | 790 | 45 | 155 | 15 | 517 | 732 | 4 | 145 | 37 | 281 | 50 | 517 |
| A CORUÑA | 400 | 40 | 85 | 0 | 217 | 342 | 0 | 79 | 14 | 103 | 21 | 217 |
| LUGO | 85 | 4 | 11 | 0 | 70 | 85 | 0 | 5 | 0 | 49 | 16 | 70 |
| OURENSE | 114 | 0 | 28 | 1 | 85 | 114 | 0 | 23 | 2 | 51 | 9 | 85 |
| PONTEVEDRA | 191 | 1 | 31 | 14 | 145 | 191 | 4 | 38 | 21 | 78 | 4 | 145 |
| MADRID | 836 | 43 | 244 | 36 | 513 | 836 | 22 | 96 | 96 | 295 | 4 | 513 |
| MURCIA | 229 | 19 | 39 | 11 | 160 | 229 | 0 | 56 | 25 | 59 | 20 | 160 |
| NAVARRA | 82 | 0 | 10 | 0 | 72 | 82 | 0 | 21 | 10 | 38 | 3 | 72 |
| PAÍS VASCO | 89 | 0 | 3 | 0 | 86 | 89 | 1 | 10 | 5 | 58 | 12 | 86 |
| ÁLAVA | 8 | 0 | 0 | 0 | 8 | 8 | 1 | 0 | 1 | 6 | 0 | 8 |
| GUIPÚZCOA | 35 | 0 | 0 | 0 | 35 | 35 | 0 | 7 | 4 | 17 | 7 | 35 |
| VIZCAYA | 46 | 0 | 3 | 0 | 43 | 46 | 0 | 3 | 0 | 35 | 5 | 43 |
| LA RIOJA | 55 | 0 | 11 | 2 | 42 | 55 | 0 | 8 | 10 | 24 | 0 | 42 |
| CEUTA | 52 | 31 | 14 | 0 | 7 | 52 | 0 | 1 | 0 | 6 | 0 | 7 |
| MELILLA | 31 | 0 | 17 | 1 | 13 | 31 | 0 | 1 | 0 | 11 | 1 | 13 |
| TOTAL ESTADO | 8.642 | 1.027 | 1.721 | 267 | 5.554 | 8.569 | 38 | 1.844 | 763 | 2.591 | 318 | 5.554 |

PENSIÓN NO CONTRIBUTIVA DE INVALIDEZ REVISIONES DE OFICIO E INSTANCIA DE PARTE DATOS DE GESTIÓN ACUMULADA CORRESPONDIENTES AL AÑO 2009 HASTA MARZO

| CC.AA. Y/O PROVINCIAS | ENTRADA REVISIONES | REVISIONES EFECTUADAS | | | | | | | | CAUSAS DE EXTINCIÓN DEL DERECHO | | | | | | |
|-----------------------------|-----------------------|-----------------------|-----------------------|----------------|------------|-------------------------|----------------------------|----------------------|--------------|---------------------------------|------------|-----------|-----------|---------------|-----------|------------|
| | | Sin Modif. Cuantía | Con Modif. Cuantía | Suspensión PNC | | Compat. PNC Art. 147 | Recuperación Art. 144.1 | Extinción Derecho | TOTAL | Residencia | Personal | U.E.C. | Grado | Fallecimiento | Otras | TOTAL |
| | | | | Art. 144.1 | Pago | | | | | | | | | | | |
| ANDALUCÍA | 3.015 | 886 | 880 | 132 | 104 | 153 | 123 | 825 | 3.103 | 16 | 211 | 97 | 40 | 414 | 47 | 825 |
| ALMERÍA | 163 | 7 | 65 | 3 | 11 | 8 | 4 | 65 | 163 | 0 | 15 | 5 | 1 | 39 | 5 | 65 |
| CÁDIZ | 342 | 17 | 72 | 28 | 9 | 20 | 27 | 167 | 340 | 0 | 44 | 12 | 4 | 102 | 5 | 167 |
| CÓRDOBA | 190 | 0 | 74 | 16 | 11 | 0 | 16 | 55 | 172 | 0 | 15 | 7 | 1 | 32 | 0 | 55 |
| GRANADA | 228 | 9 | 59 | 11 | 17 | 40 | 14 | 93 | 243 | 0 | 9 | 11 | 13 | 36 | 24 | 93 |
| HUELVA | 385 | 46 | 231 | 10 | 6 | 13 | 12 | 65 | 383 | 0 | 18 | 9 | 8 | 26 | 4 | 65 |
| JAÉN | 186 | 9 | 100 | 0 | 8 | 0 | 0 | 69 | 186 | 15 | 13 | 16 | 0 | 23 | 2 | 69 |
| MÁLAGA | 1.035 | 692 | 169 | 39 | 0 | 18 | 46 | 142 | 1.106 | 0 | 21 | 30 | 7 | 84 | 0 | 142 |
| SEVILLA | 486 | 106 | 110 | 25 | 42 | 54 | 4 | 169 | 510 | 1 | 76 | 7 | 6 | 72 | 7 | 169 |
| ARAGÓN | 146 | 10 | 19 | 8 | 3 | 17 | 5 | 77 | 139 | 0 | 11 | 8 | 1 | 26 | 31 | 77 |
| HUESCA | 29 | 0 | 6 | 1 | 0 | 4 | 0 | 18 | 29 | 0 | 0 | 2 | 0 | 5 | 11 | 18 |
| TERUEL | 14 | 0 | 2 | 1 | 1 | 3 | 0 | 7 | 14 | 0 | 1 | 0 | 0 | 2 | 4 | 7 |
| ZARAGOZA | 103 | 10 | 11 | 6 | 2 | 10 | 5 | 52 | 96 | 0 | 10 | 6 | 1 | 19 | 16 | 52 |
| ASTURIAS | 88 | 3 | 12 | 3 | 0 | 0 | 0 | 60 | 78 | 0 | 15 | 0 | 0 | 30 | 15 | 60 |
| ILLES BALEARS | 414 | 93 | 187 | 26 | 0 | 21 | 1 | 76 | 404 | 1 | 12 | 0 | 16 | 31 | 16 | 76 |
| CANARIAS | 1.120 | 346 | 243 | 0 | 69 | 43 | 0 | 329 | 1.030 | 0 | 99 | 26 | 10 | 155 | 39 | 329 |
| LAS PALMAS | 427 | 160 | 66 | 0 | 38 | 17 | 0 | 106 | 387 | 0 | 38 | 2 | 5 | 54 | 7 | 106 |
| S.C. TENERIFE | 693 | 186 | 177 | 0 | 31 | 26 | 0 | 223 | 643 | 0 | 61 | 24 | 5 | 101 | 32 | 223 |
| CANTABRIA | 162 | 0 | 56 | 1 | 11 | 0 | 18 | 76 | 162 | 1 | 31 | 3 | 6 | 29 | 6 | 76 |
| CASTILLA Y LEÓN | 669 | 134 | 186 | 38 | 44 | 47 | 52 | 163 | 664 | 0 | 42 | 36 | 6 | 45 | 34 | 163 |
| ÁVILA | 80 | 16 | 19 | 4 | 1 | 9 | 3 | 28 | 80 | 0 | 10 | 7 | 0 | 11 | 0 | 28 |
| BURGOS | 89 | 9 | 29 | 10 | 9 | 0 | 0 | 32 | 89 | 0 | 9 | 1 | 0 | 8 | 14 | 32 |
| LEÓN | 82 | 9 | 24 | 9 | 4 | 16 | 7 | 9 | 78 | 0 | 3 | 1 | 2 | 0 | 3 | 9 |
| PALENCIA | 25 | 4 | 6 | 2 | 5 | 0 | 2 | 5 | 24 | 0 | 1 | 0 | 0 | 3 | 1 | 5 |
| SALAMANCA | 126 | 18 | 46 | 10 | 0 | 16 | 8 | 28 | 126 | 0 | 7 | 4 | 3 | 9 | 5 | 28 |
| SEGOVIA | 29 | 16 | 1 | 0 | 0 | 0 | 1 | 11 | 29 | 0 | 3 | 0 | 1 | 4 | 3 | 11 |
| SORIA | 14 | 0 | 4 | 0 | 1 | 0 | 3 | 6 | 14 | 0 | 2 | 0 | 0 | 3 | 1 | 6 |
| VALLADOLID | 193 | 54 | 47 | 3 | 24 | 6 | 28 | 31 | 193 | 0 | 4 | 14 | 0 | 7 | 6 | 31 |
| ZAMORA | 31 | 8 | 10 | 0 | 0 | 0 | 0 | 13 | 31 | 0 | 3 | 9 | 0 | 0 | 1 | 13 |
| CASTILLA-LA MANCHA | 562 | 108 | 233 | 13 | 32 | 48 | 1 | 189 | 624 | 0 | 46 | 8 | 2 | 78 | 55 | 189 |
| ALBACETE | 150 | 41 | 48 | 1 | 3 | 17 | 0 | 59 | 169 | 0 | 11 | 1 | 0 | 28 | 19 | 59 |
| CIUDAD REAL | 141 | 13 | 68 | 6 | 15 | 12 | 0 | 50 | 164 | 0 | 18 | 3 | 1 | 17 | 11 | 50 |
| CUENCA | 120 | 24 | 44 | 2 | 6 | 8 | 1 | 32 | 117 | 0 | 9 | 1 | 0 | 13 | 9 | 32 |
| GUADALAJARA | 37 | 14 | 14 | 2 | 2 | 6 | 0 | 10 | 48 | 0 | 3 | 0 | 1 | 4 | 2 | 10 |
| TOLEDO | 114 | 16 | 59 | 2 | 6 | 5 | 0 | 38 | 126 | 0 | 5 | 3 | 0 | 16 | 14 | 38 |

(Continúa al dorso)

| CC.AA. Y/O PROVINCIAS | ENTRADA REVISIONES | REVISIONES EFECTUADAS | | | | | | | CAUSAS DE EXTINCIÓN DEL DERECHO | | | | | | | |
|-----------------------------|-----------------------|-----------------------|-----------------------|----------------|------------|-------------------------|----------------------------|----------------------|---------------------------------|------------|------------|------------|------------|---------------|------------|--------------|
| | | Sin Modif. Cuantía | Con Modif. Cuantía | Suspensión PNC | | Compat. PNC Art. 147 | Recuperación Art. 144.1 | Extinción Derecho | TOTAL | Residencia | Personal | U.E.C. | Grado | Fallecimiento | Otras | TOTAL |
| | | | | Art. 144.1 | Pago | | | | | | | | | | | |
| CATALUNYA | 1.007 | 188 | 428 | 45 | 0 | 47 | 56 | 304 | 1.068 | 3 | 101 | 30 | 6 | 0 | 164 | 304 |
| BARCELONA | 712 | 120 | 305 | 26 | 0 | 36 | 43 | 219 | 749 | 2 | 78 | 26 | 5 | 0 | 108 | 219 |
| GIRONA | 68 | 7 | 34 | 4 | 0 | 3 | 3 | 13 | 64 | 0 | 4 | 1 | 0 | 0 | 8 | 13 |
| LLEIDA | 71 | 20 | 26 | 8 | 0 | 1 | 2 | 20 | 77 | 0 | 9 | 0 | 1 | 0 | 10 | 20 |
| TARRAGONA | 156 | 41 | 63 | 7 | 0 | 7 | 8 | 52 | 178 | 1 | 10 | 3 | 0 | 0 | 38 | 52 |
| COMUNIDAD VALENCIANA | 1.040 | 260 | 76 | 26 | 99 | 77 | 29 | 452 | 1.019 | 0 | 126 | 31 | 53 | 210 | 32 | 452 |
| ALICANTE | 270 | 31 | 56 | 10 | 32 | 10 | 23 | 108 | 270 | 0 | 43 | 1 | 1 | 62 | 1 | 108 |
| CASTELLÓN | 144 | 22 | 20 | 7 | 6 | 19 | 5 | 63 | 142 | 0 | 15 | 12 | 2 | 24 | 10 | 63 |
| VALENCIA | 626 | 207 | 0 | 9 | 61 | 48 | 1 | 281 | 607 | 0 | 68 | 18 | 50 | 124 | 21 | 281 |
| EXTREMADURA | 444 | 32 | 133 | 6 | 106 | 38 | 0 | 129 | 444 | 0 | 13 | 6 | 3 | 62 | 45 | 129 |
| BADAJOS | 302 | 23 | 88 | 4 | 76 | 24 | 0 | 87 | 302 | 0 | 8 | 5 | 2 | 41 | 31 | 87 |
| CÁCERES | 142 | 9 | 45 | 2 | 30 | 14 | 0 | 42 | 142 | 0 | 5 | 1 | 1 | 21 | 14 | 42 |
| GALICIA | 890 | 137 | 279 | 31 | 33 | 38 | 30 | 366 | 914 | 0 | 110 | 29 | 5 | 158 | 64 | 366 |
| A CORUÑA | 444 | 98 | 137 | 14 | 11 | 36 | 18 | 154 | 468 | 0 | 46 | 14 | 3 | 64 | 27 | 154 |
| LUGO | 78 | 6 | 12 | 5 | 1 | 2 | 5 | 47 | 78 | 0 | 4 | 1 | 0 | 20 | 22 | 47 |
| OURENSE | 123 | 24 | 42 | 6 | 0 | 0 | 0 | 51 | 123 | 0 | 18 | 2 | 2 | 24 | 5 | 51 |
| PONTEVEDRA | 245 | 9 | 88 | 6 | 21 | 0 | 7 | 114 | 245 | 0 | 42 | 12 | 0 | 50 | 10 | 114 |
| MADRID | 712 | 75 | 220 | 35 | 75 | 16 | 25 | 266 | 712 | 26 | 56 | 52 | 18 | 103 | 11 | 266 |
| MURCIA | 523 | 111 | 142 | 13 | 38 | 9 | 12 | 209 | 534 | 0 | 59 | 30 | 2 | 63 | 55 | 209 |
| NAVARRA | 33 | 0 | 12 | 0 | 1 | 0 | 2 | 18 | 33 | 0 | 5 | 2 | 1 | 9 | 1 | 18 |
| PAÍS VASCO | 91 | 0 | 3 | 3 | 3 | 0 | 0 | 82 | 91 | 7 | 9 | 6 | 1 | 30 | 29 | 82 |
| ÁLAVA | 3 | 0 | 0 | 0 | 0 | 0 | 0 | 3 | 3 | 0 | 0 | 1 | 0 | 2 | 0 | 3 |
| GUIPÚZCOA | 40 | 0 | 0 | 0 | 0 | 0 | 0 | 40 | 40 | 7 | 9 | 5 | 0 | 8 | 11 | 40 |
| VIZCAYA | 48 | 0 | 3 | 3 | 3 | 0 | 0 | 39 | 48 | 0 | 0 | 0 | 1 | 20 | 18 | 39 |
| LA RIOJA | 60 | 0 | 36 | 4 | 0 | 2 | 0 | 18 | 60 | 0 | 6 | 1 | 0 | 10 | 1 | 18 |
| CEUTA | 110 | 40 | 21 | 16 | 1 | 11 | 11 | 10 | 110 | 0 | 2 | 0 | 0 | 8 | 0 | 10 |
| MELILLA | 207 | 15 | 65 | 5 | 8 | 98 | 0 | 16 | 207 | 1 | 0 | 2 | 0 | 11 | 2 | 16 |
| TOTAL ESTADO | 11.293 | 2.438 | 3.231 | 405 | 627 | 665 | 365 | 3.665 | 11.396 | 55 | 954 | 367 | 170 | 1.472 | 647 | 3.665 |

TOTAL PENSIONES NO CONTRIBUTIVAS
REVISIONES DE OFICIO E INSTANCIA DE PARTE
DATOS DE GESTIÓN ACUMULADA CORRESPONDIENTES AL AÑO 2009 HASTA MARZO

| CC.AA. Y/O PROVINCIAS | ENTRADA REVISIONES | REVISIONES EFECTUADAS | | | | | | | | CAUSAS DE EXTINCIÓN DEL DERECHO | | | | | | |
|-----------------------------|-----------------------|-----------------------|-----------------------|----------------|------------|-------------------------|----------------------------|----------------------|--------------|---------------------------------|------------|------------|-----------|---------------|------------|--------------|
| | | Sin Modif. Cuantía | Con Modif. Cuantía | Suspensión PNC | | Compat. PNC Art. 147 | Recuperación Art. 144.1 | Extinción Derecho | TOTAL | Residencia | Personal | U.E.C. | Grado | Fallecimiento | Otras | TOTAL |
| | | | | Art. 144.1 | Pago | | | | | | | | | | | |
| ANDALUCÍA | 5.473 | 1.307 | 1.401 | 132 | 147 | 153 | 123 | 2.324 | 5.587 | 17 | 671 | 359 | 40 | 1.120 | 117 | 2.324 |
| ALMERÍA | 268 | 9 | 82 | 3 | 18 | 8 | 4 | 144 | 268 | 0 | 48 | 13 | 1 | 72 | 10 | 144 |
| CÁDIZ | 670 | 23 | 104 | 28 | 11 | 20 | 27 | 434 | 647 | 0 | 151 | 27 | 4 | 235 | 17 | 434 |
| CÓRDOBA | 346 | 0 | 109 | 16 | 16 | 0 | 16 | 171 | 328 | 0 | 47 | 29 | 1 | 85 | 9 | 171 |
| GRANADA | 401 | 16 | 80 | 11 | 22 | 40 | 14 | 227 | 410 | 0 | 37 | 35 | 13 | 108 | 34 | 227 |
| HUELVA | 712 | 81 | 405 | 10 | 6 | 13 | 12 | 171 | 698 | 0 | 61 | 19 | 8 | 76 | 7 | 171 |
| JAÉN | 445 | 13 | 202 | 0 | 8 | 0 | 0 | 222 | 445 | 16 | 47 | 88 | 0 | 69 | 2 | 222 |
| MÁLAGA | 1.695 | 1.035 | 257 | 39 | 8 | 18 | 46 | 436 | 1.839 | 0 | 67 | 120 | 7 | 242 | 0 | 436 |
| SEVILLA | 936 | 130 | 162 | 25 | 58 | 54 | 4 | 519 | 952 | 1 | 213 | 28 | 6 | 233 | 38 | 519 |
| ARAGÓN | 358 | 16 | 42 | 8 | 4 | 17 | 5 | 253 | 345 | 0 | 81 | 35 | 1 | 88 | 48 | 253 |
| HUESCA | 88 | 0 | 13 | 1 | 0 | 4 | 0 | 69 | 87 | 0 | 23 | 8 | 0 | 21 | 17 | 69 |
| TERUEL | 43 | 2 | 2 | 1 | 1 | 3 | 0 | 33 | 42 | 0 | 8 | 1 | 0 | 13 | 11 | 33 |
| ZARAGOZA | 227 | 14 | 27 | 6 | 3 | 10 | 5 | 151 | 216 | 0 | 50 | 26 | 1 | 54 | 20 | 151 |
| ASTURIAS | 208 | 15 | 15 | 3 | 0 | 0 | 0 | 165 | 198 | 0 | 42 | 3 | 0 | 102 | 18 | 165 |
| ILLES BALEARS | 619 | 126 | 257 | 26 | 4 | 21 | 1 | 178 | 613 | 1 | 55 | 19 | 16 | 68 | 19 | 178 |
| CANARIAS | 1.774 | 474 | 357 | 0 | 101 | 43 | 0 | 683 | 1.658 | 3 | 215 | 38 | 10 | 365 | 52 | 683 |
| LAS PALMAS | 698 | 205 | 94 | 0 | 67 | 17 | 0 | 228 | 611 | 0 | 96 | 5 | 5 | 112 | 10 | 228 |
| S.C. TENERIFE | 1.076 | 269 | 263 | 0 | 34 | 26 | 0 | 455 | 1.047 | 3 | 119 | 33 | 5 | 253 | 42 | 455 |
| CANTABRIA | 248 | 2 | 75 | 1 | 12 | 0 | 18 | 140 | 248 | 1 | 56 | 6 | 6 | 60 | 11 | 140 |
| CASTILLA Y LEÓN | 1.252 | 190 | 303 | 38 | 63 | 47 | 52 | 554 | 1.247 | 1 | 159 | 168 | 6 | 162 | 58 | 554 |
| ÁVILA | 125 | 17 | 23 | 4 | 3 | 9 | 3 | 66 | 125 | 1 | 17 | 25 | 0 | 23 | 0 | 66 |
| BURGOS | 140 | 9 | 39 | 10 | 9 | 0 | 0 | 73 | 140 | 0 | 21 | 1 | 0 | 35 | 16 | 73 |
| LEÓN | 131 | 9 | 40 | 9 | 8 | 16 | 7 | 38 | 127 | 0 | 25 | 4 | 2 | 0 | 7 | 38 |
| PALENCIA | 51 | 4 | 8 | 2 | 8 | 0 | 2 | 26 | 50 | 0 | 9 | 6 | 0 | 10 | 1 | 26 |
| SALAMANCA | 285 | 21 | 64 | 10 | 0 | 16 | 8 | 166 | 285 | 0 | 36 | 78 | 3 | 44 | 5 | 166 |
| SEGOVIA | 48 | 23 | 3 | 0 | 0 | 0 | 1 | 21 | 48 | 0 | 4 | 3 | 1 | 10 | 3 | 21 |
| SORIA | 25 | 0 | 4 | 0 | 1 | 0 | 3 | 17 | 25 | 0 | 6 | 0 | 0 | 10 | 1 | 17 |
| VALLADOLID | 351 | 87 | 91 | 3 | 33 | 6 | 28 | 103 | 351 | 0 | 26 | 28 | 0 | 26 | 23 | 103 |
| ZAMORA | 96 | 20 | 31 | 0 | 1 | 0 | 0 | 44 | 96 | 0 | 15 | 23 | 0 | 4 | 2 | 44 |
| CASTILLA-LA MANCHA | 971 | 147 | 356 | 13 | 41 | 48 | 1 | 470 | 1.076 | 0 | 135 | 35 | 2 | 212 | 86 | 470 |
| ALBACETE | 263 | 57 | 66 | 1 | 4 | 17 | 0 | 134 | 279 | 0 | 34 | 8 | 0 | 65 | 27 | 134 |
| CIUDAD REAL | 278 | 17 | 135 | 6 | 20 | 12 | 0 | 137 | 327 | 0 | 47 | 8 | 1 | 66 | 15 | 137 |
| CUENCA | 170 | 29 | 51 | 2 | 6 | 8 | 1 | 76 | 173 | 0 | 26 | 6 | 0 | 29 | 15 | 76 |
| GUADALAJARA | 57 | 21 | 22 | 2 | 5 | 6 | 0 | 17 | 73 | 0 | 5 | 3 | 1 | 6 | 2 | 17 |
| TOLEDO | 203 | 23 | 82 | 2 | 6 | 5 | 0 | 106 | 224 | 0 | 23 | 10 | 0 | 46 | 27 | 106 |

(Continúa al dorso)

| CC.AA. Y/O PROVINCIAS | ENTRADA REVISIONES | REVISIONES EFECTUADAS | | | | | | | CAUSAS DE EXTINCIÓN DEL DERECHO | | | | | | | |
|-----------------------------|-----------------------|-----------------------|-----------------------|----------------|------|-------------------------|----------------------------|----------------------|---------------------------------|------------|----------|--------|-------|---------------|-------|-------|
| | | Sin Modif. Cuantía | Con Modif. Cuantía | Suspensión PNC | | Compat. PNC Art. 147 | Recuperación Art. 144.1 | Extinción Derecho | TOTAL | Residencia | Personal | U.E.C. | Grado | Fallecimiento | Otras | TOTAL |
| | | | | Art. 144.1 | Pago | | | | | | | | | | | |
| CATALUNYA | 1.528 | 242 | 550 | 45 | 15 | 47 | 56 | 583 | 1.538 | 5 | 329 | 64 | 6 | 0 | 179 | 583 |
| BARCELONA | 1.092 | 165 | 406 | 26 | 11 | 36 | 43 | 415 | 1.102 | 4 | 236 | 52 | 5 | 0 | 118 | 415 |
| GIRONA | 105 | 11 | 38 | 4 | 0 | 3 | 3 | 33 | 92 | 0 | 18 | 4 | 0 | 0 | 11 | 33 |
| LLEIDA | 121 | 21 | 33 | 8 | 1 | 1 | 2 | 54 | 120 | 0 | 40 | 2 | 1 | 0 | 11 | 54 |
| TARRAGONA | 210 | 45 | 73 | 7 | 3 | 7 | 8 | 81 | 224 | 1 | 35 | 6 | 0 | 0 | 39 | 81 |
| COMUNIDAD VALENCIANA | 1.812 | 370 | 128 | 26 | 112 | 77 | 29 | 1.044 | 1.786 | 4 | 377 | 74 | 53 | 500 | 36 | 1.044 |
| ALICANTE | 530 | 56 | 97 | 10 | 45 | 10 | 23 | 289 | 530 | 1 | 122 | 4 | 1 | 159 | 2 | 289 |
| CASTELLÓN | 188 | 28 | 31 | 7 | 6 | 19 | 5 | 94 | 190 | 0 | 26 | 16 | 2 | 39 | 11 | 94 |
| VALENCIA | 1.094 | 286 | 0 | 9 | 61 | 48 | 1 | 661 | 1.066 | 3 | 229 | 54 | 50 | 302 | 23 | 661 |
| EXTREMADURA | 902 | 60 | 197 | 6 | 171 | 38 | 0 | 430 | 902 | 0 | 93 | 24 | 3 | 222 | 88 | 430 |
| BADAJOS | 614 | 43 | 133 | 4 | 118 | 24 | 0 | 292 | 614 | 0 | 54 | 18 | 2 | 152 | 66 | 292 |
| CÁCERES | 288 | 17 | 64 | 2 | 53 | 14 | 0 | 138 | 288 | 0 | 39 | 6 | 1 | 70 | 22 | 138 |
| GALICIA | 1.680 | 182 | 434 | 31 | 48 | 38 | 30 | 883 | 1.646 | 4 | 255 | 66 | 5 | 439 | 114 | 883 |
| A CORUÑA | 844 | 138 | 222 | 14 | 11 | 36 | 18 | 371 | 810 | 0 | 125 | 28 | 3 | 167 | 48 | 371 |
| LUGO | 163 | 10 | 23 | 5 | 1 | 2 | 5 | 117 | 163 | 0 | 9 | 1 | 0 | 69 | 38 | 117 |
| OURENSE | 237 | 24 | 70 | 6 | 1 | 0 | 0 | 136 | 237 | 0 | 41 | 4 | 2 | 75 | 14 | 136 |
| PONTEVEDRA | 436 | 10 | 119 | 6 | 35 | 0 | 7 | 259 | 436 | 4 | 80 | 33 | 0 | 128 | 14 | 259 |
| MADRID | 1.548 | 118 | 464 | 35 | 111 | 16 | 25 | 779 | 1.548 | 48 | 152 | 148 | 18 | 398 | 15 | 779 |
| MURCIA | 752 | 130 | 181 | 13 | 49 | 9 | 12 | 369 | 763 | 0 | 115 | 55 | 2 | 122 | 75 | 369 |
| NAVARRA | 115 | 0 | 22 | 0 | 1 | 0 | 2 | 90 | 115 | 0 | 26 | 12 | 1 | 47 | 4 | 90 |
| PAÍS VASCO | 180 | 0 | 6 | 3 | 3 | 0 | 0 | 168 | 180 | 8 | 19 | 11 | 1 | 88 | 41 | 168 |
| ÁLAVA | 11 | 0 | 0 | 0 | 0 | 0 | 0 | 11 | 11 | 1 | 0 | 2 | 0 | 8 | 0 | 11 |
| GUIPÚZCOA | 75 | 0 | 0 | 0 | 0 | 0 | 0 | 75 | 75 | 7 | 16 | 9 | 0 | 25 | 18 | 75 |
| VIZCAYA | 94 | 0 | 6 | 3 | 3 | 0 | 0 | 82 | 94 | 0 | 3 | 0 | 1 | 55 | 23 | 82 |
| LA RIOJA | 115 | 0 | 47 | 4 | 2 | 2 | 0 | 60 | 115 | 0 | 14 | 11 | 0 | 34 | 1 | 60 |
| CEUTA | 162 | 71 | 35 | 16 | 1 | 11 | 11 | 17 | 162 | 0 | 3 | 0 | 0 | 14 | 0 | 17 |
| MELILLA | 238 | 15 | 82 | 5 | 9 | 98 | 0 | 29 | 238 | 1 | 1 | 2 | 0 | 22 | 3 | 29 |

| | | | | | | | | | | | | | | | | |
|--------------|--------|-------|-------|-----|-----|-----|-----|-------|--------|----|-------|-------|-----|-------|-----|-------|
| TOTAL ESTADO | 19.935 | 3.465 | 4.952 | 405 | 894 | 665 | 365 | 9.219 | 19.965 | 93 | 2.798 | 1.130 | 170 | 4.063 | 965 | 9.219 |
|--------------|--------|-------|-------|-----|-----|-----|-----|-------|--------|----|-------|-------|-----|-------|-----|-------|

2

PRESTACIONES SOCIALES Y ECONÓMICAS DE LA LISMI

INFORME DEL SEGUIMIENTO Y EVOLUCIÓN DE LA GESTIÓN DE LISMI

2.1 INTRODUCCIÓN

El seguimiento y evaluación de la gestión y pago de la nómina de las Prestaciones Sociales y Económicas de la LISMI, parte de la información facilitada por los distintos órganos gestores de las Comunidades Autónomas y por las Direcciones Territoriales del IMSERSO, y se articula como se detalla a continuación:

- Datos de gestión y de la nómina mensual.
- Datos de gestión y de la nómina del año 2009, comprendiendo la realizada hasta el mes de referencia.
- Datos sobre la nómina de pago y número de beneficiarios desde el año 2002.

La información que este apartado del informe suministra hace referencia a los siguientes aspectos:

- Nóminas: situación y evolución de los beneficiarios, del número de subsidios que disfrutaban y de sus importes mensuales. Todo ello teniendo en cuenta que una amplia mayoría de aquellos continúan siéndolo de uno o de los dos subsidios suprimidos por la Ley 26/1990 - Subsidios de Garantía de Ingresos Mínimos (SGIM) y por Ayuda de Tercera Persona (SATP) -, en aplicación de lo establecido en la Disposición Transitoria undécima de la Ley General de la Seguridad Social. Se ofrece también información sobre el número de personas que disfrutaban de Asistencia Sanitaria y Prestación Farmacéutica (ASPF), y sobre el movimiento de beneficiarios, con especial incidencia, en este caso, en el número de aquellos que han optado por alguna prestación no contributiva.
- Gestión en trámite inicial: recoge la situación y evolución de la gestión de cada una de las dos prestaciones vigentes tras la entrada en vigor de la Ley 26/1990, de 20 de diciembre: Subsidio de Movilidad y Compensación para Gastos de Transporte (SMGT) y Asistencia Sanitaria y Prestación Farmacéutica (ASPF).
- Gestión de las revisiones iniciadas de oficio o a instancia de parte respecto a todas las prestaciones LISMI.

2.2 SITUACIÓN Y EVOLUCIÓN DE LOS BENEFICIARIOS, NÚMERO DE PRESTACIONES E IMPORTES DE LAS NÓMINAS

La Ley 2/2008, de 23 de diciembre, de Presupuestos Generales del Estado para el año 2009 y en aplicación de lo establecido en su apartado cinco de la disposición adicional duodécima, el Real Decreto 2127/2008, de 26 de diciembre sobre revalorización de las pensiones del sistema de la Seguridad Social y de otras prestaciones públicas para el ejercicio 2009, establecen las cuantías vigentes para dicho año de los subsidios económicos de la LISMI, quedando fijadas en los importes mensuales siguientes:

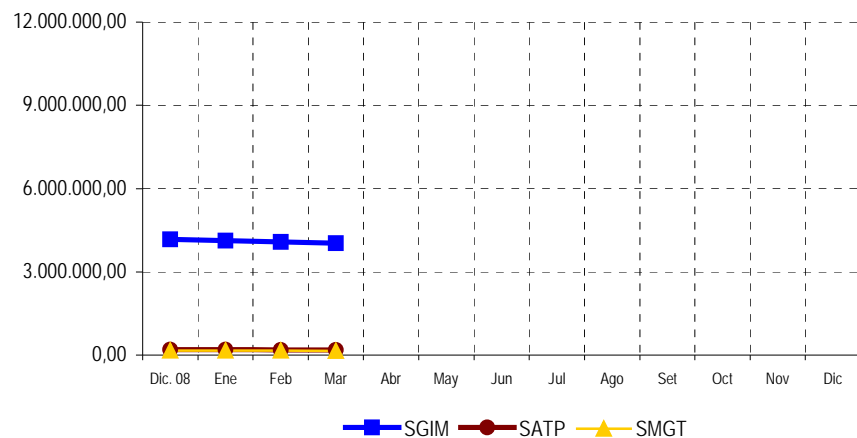
- Subsidio de Garantía de Ingresos Mínimos SGIM (14 pagas /año): 149,86 euros.
- Subsidio por Ayuda de Tercera Persona SATP (14 pagas /año): 58,45 euros.
- Subsidio de Movilidad y Compensación para Gastos de Transporte SMGT (12 pagas /año): 57,50 euros.

De acuerdo con la información facilitada por el Área de Informática del IMSERSO sobre los datos de nómina, así como por los órganos gestores de las Comunidades Autónomas de Navarra y del País Vasco, el número de beneficiarios distintos en el mes de marzo asciende a 41.579 un 1,28% menos que en el mes anterior. El número total de prestaciones reconocidas asciende a 46.372, cifra ésta superior a la de beneficiarios distintos, ya que una misma persona puede tener reconocido el derecho a más de una prestación. Del total de prestaciones, 32.634 son de naturaleza económica, de las que el 82,22% corresponde al SGIM, el 9,67% al SATP y el 8,11% al SMGT. Por último, la prestación de ASPF la tenían reconocida un total de 13.738 personas, un 1,16% menos que en el mes anterior.

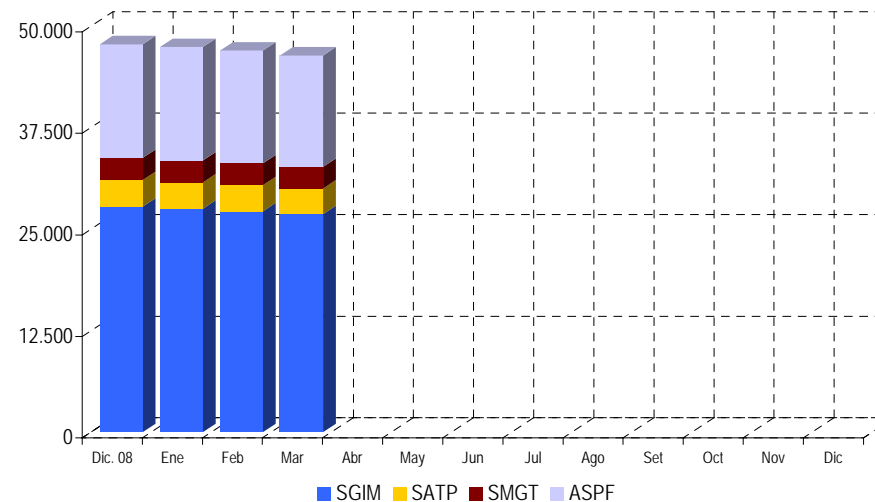
El siguiente cuadro refleja los datos básicos de la nómina señalados:

| NÓMINA DE MARZO 2009 | BENEFICIARIOS DISTINTOS | SGIM | SATP | SMGT | ASPF | TOTAL PRESTACIONES DE LA LISMI |
|----------------------|-------------------------|--------------|------------|------------|--------|--------------------------------|
| BENEFICIARIOS | 41.579 | 26.831 | 3.155 | 2.648 | 13.738 | 46.372 |
| IMPORTE | | 4.032.028,71 | 186.264,07 | 155.568,46 | | 4.373.861,24 |

Evolución importe nóminas mensuales



Evolución número prestaciones



El importe de la nómina del mes de marzo, ha ascendido a un total de 4.373.861,24 euros, correspondiendo el 92,18% al SGIM.

Finalmente, y conforme a la información disponible, los datos sobre el perfil del beneficiario muestran un predominio de las mujeres sobre los hombres, si bien la superioridad femenina no se manifiesta, aunque por escaso margen, entre los titulares que tienen entre 25 y 34 años. Esta mujer, cuya edad es superior a los 70 años, convive preferentemente integrada en una unidad familiar de la que depende económicamente y se encuentra afectada de una discapacidad de tipo físico.

2.3 SITUACIÓN Y EVOLUCIÓN DE LA GESTIÓN EN TRÁMITE INICIAL

Como se ha señalado en la introducción de este informe, el volumen de la gestión de las prestaciones LISMI se ha visto muy reducido tras la entrada en vigor de la Ley 26/1990, de 20 de marzo, que suprimió los subsidios de garantía de ingresos mínimos y por ayuda de tercera persona. Los datos de gestión de solicitudes presentadas, resueltas, aprobadas e índice de reconocimiento de las dos prestaciones vigentes (SMGT y ASPF) se recogen en los anexos 58 a 61.

2.4 SEGUIMIENTO DE LA GESTIÓN DERIVADA DE LAS REVISIONES DE OFICIO E INSTANCIA DE PARTE

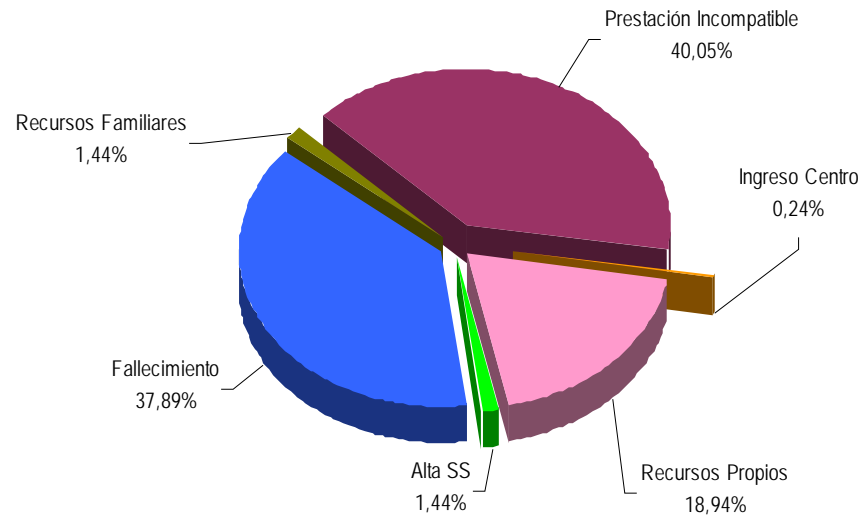
La revisión de oficio es iniciada por el órgano gestor cuando, como resultado de las medidas de control disponibles o implantadas, conoce cualquier dato o información que pueda producir o haya producido variación sobrevenida en los requisitos, y ello pueda dar lugar a la modificación de la cuantía, a la suspensión o a la extinción del derecho a la prestación, procediendo, en su caso, a la reclamación de cantidades indebidamente percibidas. Por otro lado, las de instancia de parte, se inician cuando el interesado, en cumplimiento de sus obligaciones, comunica al órgano gestor cualquier variación sobrevenida en su situación que pudiera tener incidencia en el derecho o en la cuantía reconocida de la prestación, siendo sus efectos resultantes idénticos a los indicados para las revisiones de oficio.

Los datos correspondientes al mes de marzo, se refieren al detalle de las situaciones finales derivadas de los procesos de revisión, cuyas cifras se reflejan en los anexos 62 a 71. Del análisis de los mismos, es posible obtener las siguientes conclusiones:

- ✓ Se han emitido en el mes 437 resoluciones en las que se ha modificado la cuantía, se ha suspendido o se ha extinguido el derecho a alguna de las prestaciones, de las que el 75,51% se corresponde con el SGIM.
- ✓ De las revisiones efectuadas, 10 han modificado la cuantía del SGIM, al ser su beneficiario, titular de una prestación pública de análoga naturaleza y finalidad y de inferior cuantía al referido subsidio.

- ✓ El número total de suspensiones efectuadas han sido 4, de las que el 75% vienen motivadas por el hecho de que el beneficiario de SGIM ha iniciado la realización de una actividad laboral.
- ✓ Se ha extinguido el derecho de 423 prestaciones, de las que el 74,70% corresponden al SGIM. El gráfico siguiente refleja los distintos motivos de extinción en el total de prestaciones. Las principales causas de pérdida del derecho se motivan en que el beneficiario ha fallecido, en que éste es titular de prestación de análoga naturaleza y finalidad y de superior cuantía, así como en que dispone de recursos propios superiores al límite legal establecido, teniendo el resto de causas una presencia minoritaria.

Causas de Extinción prestaciones LISMI



ANEXOS LISMI

2a NÚMERO DE BENEFICIARIOS, PRESTACIONES E IMPORTES DE LAS NÓMINAS

**PRESTACIONES DEL REAL DECRETO 383/1984, DE 1 DE FEBRERO (LISMI)
EVOLUCIÓN DE LOS BENEFICIARIOS E IMPORTES DE LAS NÓMINAS**

**TOTAL ESTADO
CON NAVARRA Y EL PAÍS VASCO**

| MENSUALIDADES | NUMERO DE BENEFICIARIOS DISTINTOS | SGIM | | SATP | | SMGT | | TOTAL | | ASPF |
|-----------------------|-----------------------------------|------------------------|----------------------|------------------------|-------------------|------------------------|-------------------|------------------------|----------------------|------------------------|
| | | NÚMERO DE PRESTACIONES | IMPORTE BRUTO | NÚMERO DE PRESTACIONES | IMPORTE BRUTO | NÚMERO DE PRESTACIONES | IMPORTE BRUTO | NÚMERO DE PRESTACIONES | IMPORTE BRUTO | NÚMERO DE PRESTACIONES |
| AÑO 2002 | 87.194 | 62.704 | 138.509.295,80 | 9.581 | 8.555.853,71 | 5.992 | 3.158.731,53 | 78.277 | 150.223.881,04 | 22.142 |
| AÑO 2003 | 77.305 | 54.992 | 122.025.853,90 | 7.987 | 7.109.721,71 | 5.252 | 2.910.647,03 | 68.231 | 132.046.222,64 | 20.405 |
| AÑO 2004 | 69.234 | 48.044 | 107.070.702,66 | 6.727 | 5.956.173,51 | 4.643 | 2.618.298,30 | 59.414 | 115.645.174,47 | 19.277 |
| AÑO 2005 | 60.292 | 42.277 | 93.651.885,82 | 5.596 | 4.991.152,49 | 4.093 | 2.459.884,42 | 51.966 | 101.102.922,73 | 16.496 |
| AÑO 2006 | 53.462 | 37.000 | 82.133.134,86 | 4.665 | 4.151.557,82 | 3.579 | 2.257.471,70 | 45.244 | 88.542.164,38 | 15.140 |
| AÑO 2007 | 47.565 | 32.013 | 71.353.070,05 | 3.878 | 3.452.706,96 | 3.105 | 2.013.828,03 | 38.996 | 76.819.605,04 | 14.381 |
| AÑO 2008 | 42.775 | 27.749 | 62.041.066,85 | 3.267 | 2.885.373,15 | 2.722 | 2.022.455,77 | 33.738 | 66.948.895,77 | 14.007 |
| AÑO 2009 | | | | | | | | | | |
| ENERO 1) | 42.498 | 27.495 | 4.122.697,70 | 3.236 | 192.037,00 | 2.703 | 163.682,65 | 33.434 | 4.478.417,35 | 13.977 |
| FEBRERO | 42.116 | 27.192 | 4.078.298,25 | 3.203 | 189.011,23 | 2.683 | 157.156,12 | 33.078 | 4.424.465,60 | 13.899 |
| MARZO | 41.579 | 26.831 | 4.032.028,71 | 3.155 | 186.264,07 | 2.648 | 155.568,46 | 32.634 | 4.373.861,24 | 13.738 |
| ABRIL | | | | | | | | | | |
| MAYO | | | | | | | | | | |
| JUNIO * | | | | | | | | | | |
| JULIO | | | | | | | | | | |
| AGOSTO | | | | | | | | | | |
| SETIEMBRE | | | | | | | | | | |
| OCTUBRE | | | | | | | | | | |
| NOVIEMBRE * | | | | | | | | | | |
| DICIEMBRE | | | | | | | | | | |
| TOTAL AÑO 2009 | | | 12.233.024,66 | | 567.312,30 | | 476.407,23 | | 13.276.744,19 | |

* En SGIM y SATP, junto a la mensualidad se abona una paga extra

1) En importe del SMGT se incluye pago único abonado por desviación del IPC del año 2008, excepto Álava.

PRESTACIONES DEL REAL DECRETO 383/1984, DE 1 DE FEBRERO (LISMI)

BENEFICIARIOS E IMPORTE DE LA NÓMINA AÑO 2009

MARZO

| CC.AA. Y/O PROVINCIAS | NÚMERO DE BENEFICIARIOS DISTINTOS | SGIM | | SATP | | SMGT | | T O T A L | | ASPF |
|-----------------------------|---|---------------------------|------------------|---------------------------|------------------|---------------------------|------------------|---------------------------|------------------|---------------------------|
| | | NÚMERO DE PRESTACIONES | IMPORTE BRUTO | NÚMERO DE PRESTACIONES | IMPORTE BRUTO | NÚMERO DE PRESTACIONES | IMPORTE BRUTO | NÚMERO DE PRESTACIONES | IMPORTE BRUTO | NÚMERO DE PRESTACIONES |
| ANDALUCÍA | 7.199 | 5.921 | 891.085,03 | 826 | 49.752,64 | 366 | 21.213,42 | 7.113 | 962.051,09 | 1.290 |
| ALMERÍA | 1.548 | 1.370 | 208.335,74 | 146 | 9.644,25 | 79 | 4.542,50 | 1.595 | 222.522,49 | 182 |
| CÁDIZ | 618 | 452 | 67.632,16 | 104 | 6.090,49 | 80 | 4.600,00 | 636 | 78.322,65 | 131 |
| CÓRDOBA | 412 | 343 | 51.239,23 | 82 | 4.792,90 | 30 | 1.893,42 | 455 | 57.925,55 | 54 |
| GRANADA | 462 | 239 | 37.689,16 | 31 | 1.811,95 | 25 | 1.437,50 | 295 | 40.938,61 | 240 |
| HUELVA | 176 | 145 | 21.729,70 | 12 | 701,40 | 8 | 460,00 | 165 | 22.891,10 | 24 |
| JAÉN | 408 | 365 | 54.560,88 | 36 | 2.104,20 | 16 | 920,00 | 417 | 57.585,08 | 35 |
| MÁLAGA | 2.980 | 2.538 | 379.712,09 | 318 | 18.937,80 | 88 | 5.060,00 | 2.944 | 403.709,89 | 547 |
| SEVILLA | 595 | 469 | 70.186,07 | 97 | 5.669,65 | 40 | 2.300,00 | 606 | 78.155,72 | 77 |
| ARAGÓN | 1.185 | 690 | 102.988,93 | 88 | 5.143,60 | 70 | 4.025,00 | 848 | 112.157,53 | 472 |
| HUESCA | 166 | 126 | 18.882,36 | 25 | 1.461,25 | 5 | 287,50 | 156 | 20.631,11 | 43 |
| TERUEL | 230 | 52 | 7.712,25 | 8 | 467,60 | 8 | 460,00 | 68 | 8.639,85 | 170 |
| ZARAGOZA | 789 | 512 | 76.394,32 | 55 | 3.214,75 | 57 | 3.277,50 | 624 | 82.886,57 | 259 |
| ASTURIAS | 1.278 | 1.043 | 157.985,70 | 97 | 5.669,65 | 64 | 3.680,00 | 1.204 | 167.335,35 | 204 |
| ILLES BALEARS | 331 | 301 | 45.107,86 | 42 | 2.454,90 | 26 | 1.495,00 | 369 | 49.057,76 | 9 |
| CANARIAS | 410 | 212 | 32.219,90 | 71 | 4.149,95 | 60 | 3.450,00 | 343 | 39.819,85 | 150 |
| LAS PALMAS | 207 | 49 | 7.792,72 | 14 | 818,30 | 33 | 1.897,50 | 96 | 10.508,52 | 129 |
| S.C. TENERIFE | 203 | 163 | 24.427,18 | 57 | 3.331,65 | 27 | 1.552,50 | 247 | 29.311,33 | 21 |
| CANTABRIA | 807 | 381 | 57.081,18 | 87 | 5.085,15 | 62 | 3.565,00 | 530 | 65.731,33 | 382 |
| CASTILLA Y LEÓN | 5.098 | 2.756 | 411.623,23 | 414 | 24.315,20 | 222 | 12.765,00 | 3.392 | 448.703,43 | 2.217 |
| ÁVILA | 449 | 205 | 30.770,25 | 42 | 2.513,35 | 13 | 747,50 | 260 | 34.031,10 | 239 |
| BURGOS | 327 | 180 | 26.974,80 | 21 | 1.227,45 | 31 | 1.782,50 | 232 | 29.984,75 | 131 |
| LEÓN | 1.644 | 576 | 85.724,56 | 59 | 3.507,00 | 29 | 1.667,50 | 664 | 90.899,06 | 1.047 |
| PALENCIA | 317 | 202 | 30.271,72 | 28 | 1.636,60 | 16 | 920,00 | 246 | 32.828,32 | 107 |
| SALAMANCA | 1.145 | 528 | 78.872,72 | 93 | 5.435,85 | 99 | 5.692,50 | 720 | 90.001,07 | 554 |
| SEGOVIA | 218 | 198 | 29.571,45 | 49 | 2.864,05 | 5 | 287,50 | 252 | 32.723,00 | 21 |
| SORIA | 155 | 147 | 22.011,48 | 14 | 818,30 | 1 | 57,50 | 162 | 22.887,28 | 11 |
| VALLADOLID | 456 | 356 | 53.184,79 | 47 | 2.747,15 | 15 | 862,50 | 418 | 56.794,44 | 88 |
| ZAMORA | 387 | 364 | 54.241,46 | 61 | 3.565,45 | 13 | 747,50 | 438 | 58.554,41 | 19 |
| CASTILLA-LA MANCHA | 3.632 | 1.784 | 266.366,83 | 220 | 12.859,00 | 108 | 7.375,28 | 2.112 | 286.601,11 | 1.781 |
| ALBACETE | 811 | 421 | 61.898,98 | 54 | 3.156,30 | 39 | 2.242,50 | 514 | 67.297,78 | 353 |
| CIUDAD REAL | 993 | 230 | 34.467,80 | 32 | 1.870,40 | 24 | 1.380,00 | 286 | 37.718,20 | 749 |
| CUENCA | 627 | 353 | 53.610,82 | 37 | 2.162,65 | 24 | 2.545,28 | 414 | 58.318,75 | 265 |
| GUADALAJARA | 254 | 175 | 26.225,50 | 26 | 1.519,70 | 7 | 402,50 | 208 | 28.147,70 | 77 |
| TOLEDO | 947 | 605 | 90.163,73 | 71 | 4.149,95 | 14 | 805,00 | 690 | 95.118,68 | 337 |

(Continúa al dorso)

| CC.AA. Y/O PROVINCIAS | NÚMERO DE BENEFICIARIOS DISTINTOS | SGIM | | SATP | | SMGT | | T O T A L | | ASPF |
|-----------------------------|---|---------------------------|---------------------|---------------------------|-------------------|---------------------------|-------------------|---------------------------|---------------------|---------------------------|
| | | NÚMERO DE PRESTACIONES | IMPORTE BRUTO | NÚMERO DE PRESTACIONES | IMPORTE BRUTO | NÚMERO DE PRESTACIONES | IMPORTE BRUTO | NÚMERO DE PRESTACIONES | IMPORTE BRUTO | NÚMERO DE PRESTACIONES |
| CATALUNYA | 2.037 | 1.923 | 291.777,40 | 107 | 6.254,10 | 114 | 6.555,00 | 2.144 | 304.586,50 | 103 |
| BARCELONA | 1.367 | 1.292 | 197.443,68 | 54 | 3.156,30 | 74 | 4.255,00 | 1.420 | 204.854,98 | 56 |
| GIRONA | 178 | 172 | 25.628,04 | 12 | 701,35 | 9 | 517,50 | 193 | 26.846,89 | 9 |
| LLEIDA | 208 | 191 | 28.623,26 | 33 | 1.928,85 | 13 | 747,50 | 237 | 31.299,61 | 18 |
| TARRAGONA | 284 | 268 | 40.082,42 | 8 | 467,60 | 18 | 1.035,00 | 294 | 41.585,02 | 20 |
| COMUNIDAD VALENCIANA | 3.788 | 2.633 | 398.599,44 | 267 | 15.779,19 | 309 | 18.098,05 | 3.209 | 432.476,68 | 1.001 |
| ALICANTE | 2.344 | 1.658 | 253.072,31 | 59 | 3.621,59 | 170 | 10.105,55 | 1.887 | 266.799,45 | 643 |
| CASTELLÓN | 331 | 290 | 43.097,48 | 34 | 1.987,30 | 28 | 1.610,00 | 352 | 46.694,78 | 19 |
| VALENCIA | 1.113 | 685 | 102.429,65 | 174 | 10.170,30 | 111 | 6.382,50 | 970 | 118.982,45 | 339 |
| EXTREMADURA | 3.488 | 1.798 | 269.399,26 | 177 | 10.345,65 | 224 | 12.880,00 | 2.199 | 292.624,91 | 1.534 |
| BADAJOS | 2.452 | 910 | 137.004,81 | 92 | 5.377,40 | 133 | 7.647,50 | 1.135 | 150.029,71 | 1.462 |
| CÁCERES | 1.036 | 888 | 132.394,45 | 85 | 4.968,25 | 91 | 5.232,50 | 1.064 | 142.595,20 | 72 |
| GALICIA | 2.012 | 1.059 | 157.844,38 | 176 | 10.287,20 | 191 | 11.097,50 | 1.426 | 179.229,08 | 870 |
| A CORUÑA | 669 | 403 | 60.131,63 | 78 | 4.559,10 | 124 | 7.245,00 | 605 | 71.935,73 | 171 |
| LUGO | 115 | 58 | 8.601,15 | 15 | 876,75 | 26 | 1.495,00 | 99 | 10.972,90 | 39 |
| OURENSE | 359 | 123 | 18.202,05 | 10 | 584,50 | 3 | 172,50 | 136 | 18.959,05 | 234 |
| PONTEVEDRA | 869 | 475 | 70.909,55 | 73 | 4.266,85 | 38 | 2.185,00 | 586 | 77.361,40 | 426 |
| MADRID | 3.289 | 1.544 | 236.347,29 | 220 | 12.859,00 | 195 | 11.212,50 | 1.959 | 260.418,79 | 1.741 |
| MURCIA | 5.102 | 3.483 | 518.616,26 | 182 | 10.637,90 | 209 | 12.583,46 | 3.874 | 541.837,62 | 1.503 |
| NAVARRA | 319 | 261 | 39.042,23 | 53 | 3.097,93 | 18 | 1.035,00 | 332 | 43.175,16 | 37 |
| PAÍS VASCO | 658 | 589 | 88.057,21 | 73 | 4.358,26 | 26 | 1.490,92 | 688 | 93.906,39 | 272 |
| ÁLAVA | 73 | 69 | 10.340,34 | 15 | 876,75 | 3 | 168,42 | 87 | 11.385,51 | 45 |
| GUIPÚZCOA | 218 | 206 | 30.821,98 | 26 | 1.611,11 | 11 | 632,50 | 243 | 33.065,59 | 181 |
| VIZCAYA | 367 | 314 | 46.894,89 | 32 | 1.870,40 | 12 | 690,00 | 358 | 49.455,29 | 46 |
| LA RIOJA | 264 | 177 | 26.525,22 | 13 | 759,85 | 5 | 287,50 | 195 | 27.572,57 | 86 |
| CEUTA | 227 | 127 | 19.032,22 | 23 | 1.344,35 | 81 | 4.715,00 | 231 | 25.091,57 | 60 |
| MELILLA | 455 | 149 | 22.329,14 | 19 | 1.110,55 | 298 | 18.044,83 | 466 | 41.484,52 | 26 |
| TOTAL ESTADO | 41.579 | 26.831 | 4.032.028,71 | 3.155 | 186.264,07 | 2.648 | 155.568,46 | 32.634 | 4.373.861,24 | 13.738 |

2b PRESTACIONES LISMI: DATOS DE LA GESTIÓN MENSUAL Y ANUAL

PRESTACIONES DEL REAL DECRETO 383/1984, DE 1 DE JULIO (LISMI) DATOS DE GESTIÓN CORRESPONDIENTES AL MES DE MARZO DE 2009

| CC.AA. Y/O PROVINCIAS | SUBSIDIO DE MOVILIDAD Y COMPENSACIÓN PARA | | | | | | ASISTENCIA SANITARIA Y PRESTACIÓN FARMACÉUTICA | | | | | | TOTAL PRESTACIONES | | | | | |
|-----------------------------|---|---------------------------------|-------|---------------------|--------|------------------|--|------------------------------|-------|---------------------|--------|------------------|--------------------|-----------|-------|---------------------|--------|------------------|
| | PTES. MES ANT. | GASTOS DE TRANSPORTE (S.M.G.T.) | | | | PTES. FIN MES | PTES. MES ANT. | PARA MINUSVÁLIDOS (A.S.P.F.) | | | | PTES. FIN MES | PTES. MES ANT. | L I S M I | | | | PTES. FIN MES |
| | | SOLC. | REST. | APRB. (nº y % C.R.) | | | | SOLC. | REST. | APRB. (nº y % C.R.) | | | | SOLC. | REST. | APRB. (nº y % C.R.) | | |
| ANDALUCÍA | 10 | 4 | 5 | 1 | 20,00 | 9 | 14 | 11 | 4 | 0 | - | 21 | 24 | 15 | 9 | 1 | 11,11 | 30 |
| ALMERÍA | 0 | 0 | 0 | 0 | - | 0 | 1 | 1 | 0 | 0 | - | 2 | 1 | 1 | 0 | 0 | - | 2 |
| CÁDIZ | 4 | 1 | 0 | 0 | - | 5 | 6 | 1 | 0 | 0 | - | 7 | 10 | 2 | 0 | 0 | - | 12 |
| CÓRDOBA | 0 | 0 | 0 | 0 | - | 0 | 1 | 0 | 0 | 0 | - | 1 | 1 | 0 | 0 | 0 | - | 1 |
| GRANADA | 3 | 1 | 1 | 1 | 100,00 | 3 | 0 | 0 | 0 | 0 | - | 0 | 3 | 1 | 1 | 1 | 100,00 | 3 |
| HUELVA | 0 | 0 | 0 | 0 | - | 0 | 0 | 4 | 0 | 0 | - | 4 | 0 | 4 | 0 | 0 | - | 4 |
| JAÉN | 0 | 0 | 0 | 0 | - | 0 | 0 | 0 | 0 | 0 | - | 0 | 0 | 0 | 0 | 0 | - | 0 |
| MÁLAGA | 3 | 0 | 2 | 0 | - | 1 | 5 | 2 | 1 | 0 | - | 6 | 8 | 2 | 3 | 0 | - | 7 |
| SEVILLA | 0 | 2 | 2 | 0 | - | 0 | 1 | 3 | 3 | 0 | - | 1 | 1 | 5 | 5 | 0 | - | 1 |
| ARAGÓN | 0 | 0 | 0 | 0 | - | 0 | 1 | 4 | 3 | 0 | - | 2 | 1 | 4 | 3 | 0 | - | 2 |
| HUESCA | 0 | 0 | 0 | 0 | - | 0 | 0 | 0 | 0 | 0 | - | 0 | 0 | 0 | 0 | 0 | - | 0 |
| TERUEL | 0 | 0 | 0 | 0 | - | 0 | 0 | 0 | 0 | 0 | - | 0 | 0 | 0 | 0 | 0 | - | 0 |
| ZARAGOZA | 0 | 0 | 0 | 0 | - | 0 | 1 | 4 | 3 | 0 | - | 2 | 1 | 4 | 3 | 0 | - | 2 |
| ASTURIAS | 2 | 0 | 1 | 0 | - | 1 | 4 | 0 | 4 | 1 | 25,00 | 0 | 6 | 0 | 5 | 1 | 20,00 | 1 |
| ILLES BALEARS | 0 | 0 | 0 | 0 | - | 0 | 0 | 0 | 0 | 0 | - | 0 | 0 | 0 | 0 | 0 | - | 0 |
| CANARIAS | 11 | 3 | 1 | 1 | 100,00 | 13 | 2 | 0 | 0 | 0 | - | 2 | 13 | 3 | 1 | 1 | 100,00 | 15 |
| LAS PALMAS | 9 | 3 | 1 | 1 | 100,00 | 11 | 0 | 0 | 0 | 0 | - | 0 | 9 | 3 | 1 | 1 | 100,00 | 11 |
| S.C. TENERIFE | 2 | 0 | 0 | 0 | - | 2 | 2 | 0 | 0 | 0 | - | 2 | 4 | 0 | 0 | 0 | - | 4 |
| CANTABRIA | 0 | 0 | 0 | 0 | - | 0 | 0 | 0 | 0 | 0 | - | 0 | 0 | 0 | 0 | 0 | - | 0 |
| CASTILLA Y LEÓN | 1 | 0 | 0 | 0 | - | 1 | 5 | 2 | 6 | 6 | 100,00 | 1 | 6 | 2 | 6 | 6 | 100,00 | 2 |
| ÁVILA | 0 | 0 | 0 | 0 | - | 0 | 0 | 0 | 0 | 0 | - | 0 | 0 | 0 | 0 | 0 | - | 0 |
| BURGOS | 1 | 0 | 0 | 0 | - | 1 | 3 | 0 | 2 | 2 | 100,00 | 1 | 4 | 0 | 2 | 2 | 100,00 | 2 |
| LEÓN | 0 | 0 | 0 | 0 | - | 0 | 0 | 0 | 0 | 0 | - | 0 | 0 | 0 | 0 | 0 | - | 0 |
| PALENCIA | 0 | 0 | 0 | 0 | - | 0 | 0 | 0 | 0 | 0 | - | 0 | 0 | 0 | 0 | 0 | - | 0 |
| SALAMANCA | 0 | 0 | 0 | 0 | - | 0 | 2 | 2 | 4 | 4 | 100,00 | 0 | 2 | 2 | 4 | 4 | 100,00 | 0 |
| SEGOVIA | 0 | 0 | 0 | 0 | - | 0 | 0 | 0 | 0 | 0 | - | 0 | 0 | 0 | 0 | 0 | - | 0 |
| SORIA | 0 | 0 | 0 | 0 | - | 0 | 0 | 0 | 0 | 0 | - | 0 | 0 | 0 | 0 | 0 | - | 0 |
| VALLADOLID | 0 | 0 | 0 | 0 | - | 0 | 0 | 0 | 0 | 0 | - | 0 | 0 | 0 | 0 | 0 | - | 0 |
| ZAMORA | 0 | 0 | 0 | 0 | - | 0 | 0 | 0 | 0 | 0 | - | 0 | 0 | 0 | 0 | 0 | - | 0 |
| CASTILLA-LA MANCHA | 0 | 0 | 0 | 0 | - | 0 | 0 | 0 | 0 | 0 | - | 0 | 0 | 0 | 0 | 0 | - | 0 |
| ALBACETE | 0 | 0 | 0 | 0 | - | 0 | 0 | 0 | 0 | 0 | - | 0 | 0 | 0 | 0 | 0 | - | 0 |
| CIUDAD REAL | 0 | 0 | 0 | 0 | - | 0 | 0 | 0 | 0 | 0 | - | 0 | 0 | 0 | 0 | 0 | - | 0 |
| CUENCA | 0 | 0 | 0 | 0 | - | 0 | 0 | 0 | 0 | 0 | - | 0 | 0 | 0 | 0 | 0 | - | 0 |
| GUADALAJARA | 0 | 0 | 0 | 0 | - | 0 | 0 | 0 | 0 | 0 | - | 0 | 0 | 0 | 0 | 0 | - | 0 |
| TOLEDO | 0 | 0 | 0 | 0 | - | 0 | 0 | 0 | 0 | 0 | - | 0 | 0 | 0 | 0 | 0 | - | 0 |

(Continúa al dorso)

| CC.AA. Y/O PROVINCIAS | SUBSIDIO DE MOVILIDAD Y COMPENSACIÓN PARA | | | | | | ASISTENCIA SANITARIA Y PRESTACIÓN FARMACÉUTICA | | | | | | TOTAL PRESTACIONES | | | | | |
|-----------------------------|---|---------------------------------|-------|---------------------|-------|---------------|--|------------------------------|-------|---------------------|--------|---------------|--------------------|-----------|-------|---------------------|--------|---------------|
| | PTE. AÑO ANT. | GASTOS DE TRANSPORTE (S.M.G.T.) | | | | PTE. FINAL | PTE. AÑO ANT. | PARA MINUSVÁLIDOS (A.S.P.F.) | | | | PTE. FINAL | PTE. AÑO ANT. | L I S M I | | | | PTE. FINAL |
| | | SOLC. | REST. | APRB. (nº y % C.R.) | | | | SOLC. | REST. | APRB. (nº y % C.R.) | | | | SOLC. | REST. | APRB. (nº y % C.R.) | | |
| CATALUNYA | 5 | 1 | 2 | 0 | - | 4 | 3 | 1 | 2 | 2 | 100,00 | 2 | 8 | 2 | 4 | 2 | 50,00 | 6 |
| BARCELONA | 5 | 1 | 2 | 0 | - | 4 | 2 | 1 | 1 | 1 | 100,00 | 2 | 7 | 2 | 3 | 1 | 33,33 | 6 |
| GIRONA | 0 | 0 | 0 | 0 | - | 0 | 1 | 0 | 1 | 1 | 100,00 | 0 | 1 | 0 | 1 | 1 | 100,00 | 0 |
| LLEIDA | 0 | 0 | 0 | 0 | - | 0 | 0 | 0 | 0 | 0 | - | 0 | 0 | 0 | 0 | 0 | - | 0 |
| TARRAGONA | 0 | 0 | 0 | 0 | - | 0 | 0 | 0 | 0 | 0 | - | 0 | 0 | 0 | 0 | 0 | - | 0 |
| COMUNIDAD VALENCIANA | 6 | 0 | 0 | 0 | - | 6 | 1 | 0 | 0 | 0 | - | 1 | 7 | 0 | 0 | 0 | - | 7 |
| ALICANTE | 0 | 0 | 0 | 0 | - | 0 | 0 | 0 | 0 | 0 | - | 0 | 0 | 0 | 0 | 0 | - | 0 |
| CASTELLÓN | 0 | 0 | 0 | 0 | - | 0 | 0 | 0 | 0 | 0 | - | 0 | 0 | 0 | 0 | 0 | - | 0 |
| VALENCIA | 6 | 0 | 0 | 0 | - | 6 | 1 | 0 | 0 | 0 | - | 1 | 7 | 0 | 0 | 0 | - | 7 |
| EXTREMADURA | 1 | 0 | 0 | 0 | - | 1 | 1 | 0 | 0 | 0 | - | 1 | 2 | 0 | 0 | 0 | - | 2 |
| BADAJOS | 0 | 0 | 0 | 0 | - | 0 | 1 | 0 | 0 | 0 | - | 1 | 1 | 0 | 0 | 0 | - | 1 |
| CÁCERES | 1 | 0 | 0 | 0 | - | 1 | 0 | 0 | 0 | 0 | - | 0 | 1 | 0 | 0 | 0 | - | 1 |
| GALICIA | 2 | 3 | 5 | 2 | 40,00 | 0 | 2 | 8 | 1 | 0 | - | 9 | 4 | 11 | 6 | 2 | 33,33 | 9 |
| A CORUÑA | 2 | 3 | 5 | 2 | 40,00 | 0 | 0 | 1 | 1 | 0 | - | 0 | 2 | 4 | 6 | 2 | 33,33 | 0 |
| LUGO | 0 | 0 | 0 | 0 | - | 0 | 0 | 0 | 0 | 0 | - | 0 | 0 | 0 | 0 | 0 | - | 0 |
| OURENSE | 0 | 0 | 0 | 0 | - | 0 | 2 | 3 | 0 | 0 | - | 5 | 2 | 3 | 0 | 0 | - | 5 |
| PONTEVEDRA | 0 | 0 | 0 | 0 | - | 0 | 0 | 4 | 0 | 0 | - | 4 | 0 | 4 | 0 | 0 | - | 4 |
| MADRID | 3 | 5 | 5 | 0 | - | 3 | 2 | 1 | 2 | 2 | 100,00 | 1 | 5 | 6 | 7 | 2 | 28,57 | 4 |
| MURCIA | 6 | 4 | 2 | 0 | - | 8 | 3 | 0 | 3 | 0 | - | 0 | 9 | 4 | 5 | 0 | - | 8 |
| NAVARRA | 0 | 0 | 0 | 0 | - | 0 | 1 | 0 | 0 | 0 | - | 1 | 1 | 0 | 0 | 0 | - | 1 |
| PAÍS VASCO | 5 | 0 | 0 | 0 | - | 5 | 13 | 1 | 2 | 2 | 100,00 | 12 | 18 | 1 | 2 | 2 | 100,00 | 17 |
| ÁLAVA | 0 | 0 | 0 | 0 | - | 0 | 0 | 0 | 0 | 0 | - | 0 | 0 | 0 | 0 | 0 | - | 0 |
| GUIPÚZCOA | 5 | 0 | 0 | 0 | - | 5 | 11 | 1 | 1 | 1 | 100,00 | 11 | 16 | 1 | 1 | 1 | 100,00 | 16 |
| VIZCAYA | 0 | 0 | 0 | 0 | - | 0 | 2 | 0 | 1 | 1 | 100,00 | 1 | 2 | 0 | 1 | 1 | 100,00 | 1 |
| LA RIOJA | 0 | 0 | 0 | 0 | - | 0 | 0 | 0 | 0 | 0 | - | 0 | 0 | 0 | 0 | 0 | - | 0 |
| CEUTA | 2 | 3 | 2 | 0 | - | 3 | 0 | 0 | 0 | 0 | - | 0 | 2 | 3 | 2 | 0 | - | 3 |
| MELILLA | 15 | 12 | 4 | 1 | 25,00 | 23 | 0 | 0 | 0 | 0 | - | 0 | 15 | 12 | 4 | 1 | 25,00 | 23 |

| | | | | | | | | | | | | | | | | | | |
|--------------|----|----|----|---|-------|----|----|----|----|----|-------|----|-----|----|----|----|-------|-----|
| TOTAL ESTADO | 69 | 35 | 27 | 5 | 18,52 | 77 | 52 | 28 | 27 | 13 | 48,15 | 53 | 121 | 63 | 54 | 18 | 33,33 | 130 |
|--------------|----|----|----|---|-------|----|----|----|----|----|-------|----|-----|----|----|----|-------|-----|

PRESTACIONES DEL REAL DECRETO 383/1984, DE 1 DE SEPTIEMBRE (LISMI)

DATOS DE GESTIÓN CORRESPONDIENTES AL AÑO 2009 HASTA MARZO

| CC.AA. Y/O PROVINCIAS | SUBSIDIO DE MOVILIDAD Y COMPENSACIÓN PARA | | | | | ASISTENCIA SANITARIA Y PRESTACIÓN FARMACÉUTICA | | | | | TOTAL PRESTACIONES | | | | | | | |
|-----------------------------|---|---------------------------------|-------|---------------------|---------------|--|------------------------------|-------|---------------------|---------------|--------------------|-------|-------|---------------------|---------------|---|--------|----|
| | PTE. AÑO ANT. | GASTOS DE TRANSPORTE (S.M.G.T.) | | | PTE. FINAL | PTE. AÑO ANT. | PARA MINUSVÁLIDOS (A.S.P.F.) | | | PTE. FINAL | PTE. AÑO ANT. | LISMI | | | PTE. FINAL | | | |
| | | SOLC. | REST. | APRB. (nº y % C.R.) | | | SOLC. | REST. | APRB. (nº y % C.R.) | | | SOLC. | REST. | APRB. (nº y % C.R.) | | | | |
| ANDALUCÍA | 11 | 8 | 10 | 1 | 10,00 | 9 | 8 | 30 | 17 | 0 | - | 21 | 19 | 38 | 27 | 1 | 3,70 | 30 |
| ALMERÍA | 0 | 0 | 0 | 0 | - | 0 | 0 | 4 | 2 | 0 | - | 2 | 0 | 4 | 2 | 0 | - | 2 |
| CÁDIZ | 3 | 2 | 0 | 0 | - | 5 | 2 | 5 | 0 | 0 | - | 7 | 5 | 7 | 0 | 0 | - | 12 |
| CÓRDOBA | 0 | 0 | 0 | 0 | - | 0 | 0 | 2 | 1 | 0 | - | 1 | 0 | 2 | 1 | 0 | - | 1 |
| GRANADA | 4 | 1 | 2 | 1 | 50,00 | 3 | 0 | 3 | 3 | 0 | - | 0 | 4 | 4 | 5 | 1 | 20,00 | 3 |
| HUELVA | 0 | 1 | 1 | 0 | - | 0 | 0 | 4 | 0 | 0 | - | 4 | 0 | 5 | 1 | 0 | - | 4 |
| JAÉN | 0 | 0 | 0 | 0 | - | 0 | 0 | 0 | 0 | 0 | - | 0 | 0 | 0 | 0 | 0 | - | 0 |
| MÁLAGA | 4 | 1 | 4 | 0 | - | 1 | 5 | 5 | 4 | 0 | - | 6 | 9 | 6 | 8 | 0 | - | 7 |
| SEVILLA | 0 | 3 | 3 | 0 | - | 0 | 1 | 7 | 7 | 0 | - | 1 | 1 | 10 | 10 | 0 | - | 1 |
| ARAGÓN | 0 | 0 | 0 | 0 | - | 0 | 1 | 10 | 9 | 3 | 33,33 | 2 | 1 | 10 | 9 | 3 | 33,33 | 2 |
| HUESCA | 0 | 0 | 0 | 0 | - | 0 | 0 | 0 | 0 | 0 | - | 0 | 0 | 0 | 0 | 0 | - | 0 |
| TERUEL | 0 | 0 | 0 | 0 | - | 0 | 0 | 1 | 1 | 1 | 100,00 | 0 | 0 | 1 | 1 | 1 | 100,00 | 0 |
| ZARAGOZA | 0 | 0 | 0 | 0 | - | 0 | 1 | 9 | 8 | 2 | 25,00 | 2 | 1 | 9 | 8 | 2 | 25,00 | 2 |
| ASTURIAS | 3 | 0 | 2 | 0 | - | 1 | 7 | 2 | 9 | 5 | 55,56 | 0 | 10 | 2 | 11 | 5 | 45,45 | 1 |
| ILLES BALEARS | 0 | 1 | 1 | 0 | - | 0 | 0 | 0 | 0 | 0 | - | 0 | 0 | 1 | 1 | 0 | - | 0 |
| CANARIAS | 10 | 7 | 4 | 1 | 25,00 | 13 | 0 | 2 | 0 | 0 | - | 2 | 10 | 9 | 4 | 1 | 25,00 | 15 |
| LAS PALMAS | 8 | 7 | 4 | 1 | 25,00 | 11 | 0 | 0 | 0 | 0 | - | 0 | 8 | 7 | 4 | 1 | 25,00 | 11 |
| S.C. TENERIFE | 2 | 0 | 0 | 0 | - | 2 | 0 | 2 | 0 | 0 | - | 2 | 2 | 2 | 0 | 0 | - | 4 |
| CANTABRIA | 0 | 1 | 1 | 1 | 100,00 | 0 | 0 | 0 | 0 | 0 | - | 0 | 0 | 1 | 1 | 1 | 100,00 | 0 |
| CASTILLA Y LEÓN | 0 | 1 | 0 | 0 | - | 1 | 0 | 8 | 7 | 7 | 100,00 | 1 | 0 | 9 | 7 | 7 | 100,00 | 2 |
| ÁVILA | 0 | 0 | 0 | 0 | - | 0 | 0 | 0 | 0 | 0 | - | 0 | 0 | 0 | 0 | 0 | - | 0 |
| BURGOS | 0 | 1 | 0 | 0 | - | 1 | 0 | 3 | 2 | 2 | 100,00 | 1 | 0 | 4 | 2 | 2 | 100,00 | 2 |
| LEÓN | 0 | 0 | 0 | 0 | - | 0 | 0 | 0 | 0 | 0 | - | 0 | 0 | 0 | 0 | 0 | - | 0 |
| PALENCIA | 0 | 0 | 0 | 0 | - | 0 | 0 | 0 | 0 | 0 | - | 0 | 0 | 0 | 0 | 0 | - | 0 |
| SALAMANCA | 0 | 0 | 0 | 0 | - | 0 | 0 | 5 | 5 | 5 | 100,00 | 0 | 0 | 5 | 5 | 5 | 100,00 | 0 |
| SEGOVIA | 0 | 0 | 0 | 0 | - | 0 | 0 | 0 | 0 | 0 | - | 0 | 0 | 0 | 0 | 0 | - | 0 |
| SORIA | 0 | 0 | 0 | 0 | - | 0 | 0 | 0 | 0 | 0 | - | 0 | 0 | 0 | 0 | 0 | - | 0 |
| VALLADOLID | 0 | 0 | 0 | 0 | - | 0 | 0 | 0 | 0 | 0 | - | 0 | 0 | 0 | 0 | 0 | - | 0 |
| ZAMORA | 0 | 0 | 0 | 0 | - | 0 | 0 | 0 | 0 | 0 | - | 0 | 0 | 0 | 0 | 0 | - | 0 |
| CASTILLA-LA MANCHA | 0 | 0 | 0 | 0 | - | 0 | 0 | 0 | 0 | 0 | - | 0 | 0 | 0 | 0 | 0 | - | 0 |
| ALBACETE | 0 | 0 | 0 | 0 | - | 0 | 0 | 0 | 0 | 0 | - | 0 | 0 | 0 | 0 | 0 | - | 0 |
| CIUDAD REAL | 0 | 0 | 0 | 0 | - | 0 | 0 | 0 | 0 | 0 | - | 0 | 0 | 0 | 0 | 0 | - | 0 |
| CUENCA | 0 | 0 | 0 | 0 | - | 0 | 0 | 0 | 0 | 0 | - | 0 | 0 | 0 | 0 | 0 | - | 0 |
| GUADALAJARA | 0 | 0 | 0 | 0 | - | 0 | 0 | 0 | 0 | 0 | - | 0 | 0 | 0 | 0 | 0 | - | 0 |
| TOLEDO | 0 | 0 | 0 | 0 | - | 0 | 0 | 0 | 0 | 0 | - | 0 | 0 | 0 | 0 | 0 | - | 0 |

(Continúa al dorso)

| CC.AA. Y/O PROVINCIAS | SUBSIDIO DE MOVILIDAD Y COMPENSACIÓN PARA | | | | | ASISTENCIA SANITARIA Y PRESTACIÓN FARMACÉUTICA | | | | | TOTAL PRESTACIONES | | | | | | | |
|-----------------------------|---|---------------------------------|-----------|---------------------|---------------|--|------------------------------|-----------|---------------------|---------------|--------------------|-----------|------------|---------------------|---------------|-----------|--------------|------------|
| | PTE. AÑO ANT. | GASTOS DE TRANSPORTE (S.M.G.T.) | | | PTE. FINAL | PTE. AÑO ANT. | PARA MINUSVÁLIDOS (A.S.P.F.) | | | PTE. FINAL | PTE. AÑO ANT. | L I S M I | | | PTE. FINAL | | | |
| | | SOLC. | REST. | APRB. (nº y % C.R.) | | | SOLC. | REST. | APRB. (nº y % C.R.) | | | SOLC. | REST. | APRB. (nº y % C.R.) | | | | |
| CATALUNYA | 5 | 1 | 2 | 0 | - | 4 | 2 | 3 | 3 | 2 | 66,67 | 2 | 7 | 4 | 5 | 2 | 40,00 | 6 |
| BARCELONA | 5 | 1 | 2 | 0 | - | 4 | 2 | 2 | 2 | 1 | 50,00 | 2 | 7 | 3 | 4 | 1 | 25,00 | 6 |
| GIRONA | 0 | 0 | 0 | 0 | - | 0 | 0 | 1 | 1 | 1 | 100,00 | 0 | 0 | 1 | 1 | 1 | 100,00 | 0 |
| LLEIDA | 0 | 0 | 0 | 0 | - | 0 | 0 | 0 | 0 | 0 | - | 0 | 0 | 0 | 0 | 0 | - | 0 |
| TARRAGONA | 0 | 0 | 0 | 0 | - | 0 | 0 | 0 | 0 | 0 | - | 0 | 0 | 0 | 0 | 0 | - | 0 |
| COMUNIDAD VALENCIANA | 8 | 3 | 5 | 1 | 20,00 | 6 | 1 | 1 | 1 | 1 | 100,00 | 1 | 9 | 4 | 6 | 2 | 33,33 | 7 |
| ALICANTE | 0 | 0 | 0 | 0 | - | 0 | 0 | 0 | 0 | 0 | - | 0 | 0 | 0 | 0 | 0 | - | 0 |
| CASTELLÓN | 0 | 1 | 1 | 1 | 100,00 | 0 | 0 | 1 | 1 | 1 | 100,00 | 0 | 0 | 2 | 2 | 2 | 100,00 | 0 |
| VALENCIA | 8 | 2 | 4 | 0 | - | 6 | 1 | 0 | 0 | 0 | - | 1 | 9 | 2 | 4 | 0 | - | 7 |
| EXTREMADURA | 0 | 1 | 0 | 0 | - | 1 | 1 | 0 | 0 | 0 | - | 1 | 1 | 1 | 0 | 0 | - | 2 |
| BADAJOS | 0 | 0 | 0 | 0 | - | 0 | 1 | 0 | 0 | 0 | - | 1 | 1 | 0 | 0 | 0 | - | 1 |
| CÁCERES | 0 | 1 | 0 | 0 | - | 1 | 0 | 0 | 0 | 0 | - | 0 | 0 | 1 | 0 | 0 | - | 1 |
| GALICIA | 7 | 4 | 11 | 5 | 45,45 | 0 | 2 | 15 | 8 | 5 | 62,50 | 9 | 9 | 19 | 19 | 10 | 52,63 | 9 |
| A CORUÑA | 4 | 4 | 8 | 4 | 50,00 | 0 | 0 | 1 | 1 | 0 | - | 0 | 4 | 5 | 9 | 4 | 44,44 | 0 |
| LUGO | 0 | 0 | 0 | 0 | - | 0 | 0 | 0 | 0 | 0 | - | 0 | 0 | 0 | 0 | 0 | - | 0 |
| OURENSE | 2 | 0 | 2 | 0 | - | 0 | 1 | 5 | 1 | 1 | 100,00 | 5 | 3 | 5 | 3 | 1 | 33,33 | 5 |
| PONTEVEDRA | 1 | 0 | 1 | 1 | 100,00 | 0 | 1 | 9 | 6 | 4 | 66,67 | 4 | 2 | 9 | 7 | 5 | 71,43 | 4 |
| MADRID | 4 | 6 | 7 | 1 | 14,29 | 3 | 2 | 3 | 4 | 2 | 50,00 | 1 | 6 | 9 | 11 | 3 | 27,27 | 4 |
| MURCIA | 7 | 6 | 5 | 1 | 20,00 | 8 | 2 | 3 | 5 | 0 | - | 0 | 9 | 9 | 10 | 1 | 10,00 | 8 |
| NAVARRA | 0 | 0 | 0 | 0 | - | 0 | 0 | 1 | 0 | 0 | - | 1 | 0 | 1 | 0 | 0 | - | 1 |
| PAÍS VASCO | 5 | 0 | 0 | 0 | - | 5 | 11 | 3 | 2 | 2 | 100,00 | 12 | 16 | 3 | 2 | 2 | 100,00 | 17 |
| ÁLAVA | 0 | 0 | 0 | 0 | - | 0 | 0 | 0 | 0 | 0 | - | 0 | 0 | 0 | 0 | 0 | - | 0 |
| GUIPÚZCOA | 5 | 0 | 0 | 0 | - | 5 | 10 | 2 | 1 | 1 | 100,00 | 11 | 15 | 2 | 1 | 1 | 100,00 | 16 |
| VIZCAYA | 0 | 0 | 0 | 0 | - | 0 | 1 | 1 | 1 | 1 | 100,00 | 1 | 1 | 1 | 1 | 1 | 100,00 | 1 |
| LA RIOJA | 0 | 0 | 0 | 0 | - | 0 | 0 | 0 | 0 | 0 | - | 0 | 0 | 0 | 0 | 0 | - | 0 |
| CEUTA | 1 | 9 | 7 | 1 | 14,29 | 3 | 0 | 1 | 1 | 1 | 100,00 | 0 | 1 | 10 | 8 | 2 | 25,00 | 3 |
| MELILLA | 16 | 24 | 17 | 9 | 52,94 | 23 | 0 | 0 | 0 | 0 | - | 0 | 16 | 24 | 17 | 9 | 52,94 | 23 |
| TOTAL ESTADO | 77 | 72 | 72 | 21 | 29,17 | 77 | 37 | 82 | 66 | 28 | 42,42 | 53 | 114 | 154 | 138 | 49 | 35,51 | 130 |

2c REVISIONES DE OFICIO E INSTANCIA DE PARTE: DATOS DE LA GESTIÓN MENSUAL Y ANUAL

**PRESTACIONES DEL REAL DECRETO 383/1984, DE 1 DE FEBRERO (LISMI)
REVISIONES DE OFICIO E INSTANCIA DE PARTE EFECTUADAS DE SGIM
DATOS DE GESTIÓN CORRESPONDIENTES AL MES DE MARZO DE 2009**

| CC.AA. Y/O PROVINCIAS | REVISIONES EFECTUADAS | | | | CAUSAS DE EXTINCIÓN DEL DERECHO | | | | | | |
|-----------------------------|-----------------------|----------------------|--------------|-------|---------------------------------|---------------------|----------------------------|-----------------------|---------------|-------------------|-------|
| | Modifica. Cuantía | Extinción Derecho | Suspensión | | TOTAL | Recursos Propios | Prestación Incompatible | Pérdida Residencia | Fallecimiento | Grado y Baremo | TOTAL |
| | | | Act. Laboral | Otras | | | | | | | |
| ANDALUCÍA | 0 | 71 | 0 | 1 | 72 | 31 | 16 | 3 | 21 | 0 | 71 |
| ALMERÍA | 0 | 16 | 0 | 0 | 16 | 0 | 11 | 0 | 5 | 0 | 16 |
| CÁDIZ | 0 | 5 | 0 | 0 | 5 | 2 | 0 | 3 | 0 | 0 | 5 |
| CÓRDOBA | 0 | 1 | 0 | 0 | 1 | 1 | 0 | 0 | 0 | 0 | 1 |
| GRANADA | 0 | 5 | 0 | 1 | 6 | 3 | 1 | 0 | 1 | 0 | 5 |
| HUELVA | 0 | 4 | 0 | 0 | 4 | 3 | 1 | 0 | 0 | 0 | 4 |
| JAÉN | 0 | 4 | 0 | 0 | 4 | 1 | 1 | 0 | 2 | 0 | 4 |
| MÁLAGA | 0 | 30 | 0 | 0 | 30 | 17 | 1 | 0 | 12 | 0 | 30 |
| SEVILLA | 0 | 6 | 0 | 0 | 6 | 4 | 1 | 0 | 1 | 0 | 6 |
| ARAGÓN | 0 | 2 | 0 | 0 | 2 | 0 | 1 | 1 | 0 | 0 | 2 |
| HUESCA | 0 | 1 | 0 | 0 | 1 | 0 | 1 | 0 | 0 | 0 | 1 |
| TERUEL | 0 | 1 | 0 | 0 | 1 | 0 | 0 | 1 | 0 | 0 | 1 |
| ZARAGOZA | 0 | 0 | 0 | 0 | 0 | 0 | 0 | 0 | 0 | 0 | 0 |
| ASTURIAS | 1 | 16 | 0 | 0 | 17 | 0 | 12 | 0 | 4 | 0 | 16 |
| ILLES BALEARS | 0 | 0 | 0 | 0 | 0 | 0 | 0 | 0 | 0 | 0 | 0 |
| CANARIAS | 0 | 2 | 0 | 0 | 2 | 0 | 2 | 0 | 0 | 0 | 2 |
| LAS PALMAS | 0 | 0 | 0 | 0 | 0 | 0 | 0 | 0 | 0 | 0 | 0 |
| S.C. TENERIFE | 0 | 2 | 0 | 0 | 2 | 0 | 2 | 0 | 0 | 0 | 2 |
| CANTABRIA | 0 | 7 | 0 | 0 | 7 | 4 | 0 | 0 | 3 | 0 | 7 |
| CASTILLA Y LEÓN | 0 | 35 | 0 | 0 | 35 | 8 | 21 | 0 | 6 | 0 | 35 |
| ÁVILA | 0 | 0 | 0 | 0 | 0 | 0 | 0 | 0 | 0 | 0 | 0 |
| BURGOS | 0 | 3 | 0 | 0 | 3 | 0 | 2 | 0 | 1 | 0 | 3 |
| LEÓN | 0 | 1 | 0 | 0 | 1 | 0 | 1 | 0 | 0 | 0 | 1 |
| PALENCIA | 0 | 3 | 0 | 0 | 3 | 0 | 3 | 0 | 0 | 0 | 3 |
| SALAMANCA | 0 | 8 | 0 | 0 | 8 | 1 | 5 | 0 | 2 | 0 | 8 |
| SEGOVIA | 0 | 8 | 0 | 0 | 8 | 3 | 5 | 0 | 0 | 0 | 8 |
| SORIA | 0 | 0 | 0 | 0 | 0 | 0 | 0 | 0 | 0 | 0 | 0 |
| VALLADOLID | 0 | 9 | 0 | 0 | 9 | 4 | 2 | 0 | 3 | 0 | 9 |
| ZAMORA | 0 | 3 | 0 | 0 | 3 | 0 | 3 | 0 | 0 | 0 | 3 |
| CASTILLA-LA MANCHA | 0 | 17 | 3 | 0 | 20 | 8 | 3 | 0 | 6 | 0 | 17 |
| ALBACETE | 0 | 3 | 3 | 0 | 6 | 1 | 0 | 0 | 2 | 0 | 3 |
| CIUDAD REAL | 0 | 0 | 0 | 0 | 0 | 0 | 0 | 0 | 0 | 0 | 0 |
| CUENCA | 0 | 4 | 0 | 0 | 4 | 0 | 2 | 0 | 2 | 0 | 4 |
| GUADALAJARA | 0 | 2 | 0 | 0 | 2 | 0 | 1 | 0 | 1 | 0 | 2 |
| TOLEDO | 0 | 8 | 0 | 0 | 8 | 7 | 0 | 0 | 1 | 0 | 8 |

(Continúa al dorso)

| CC.AA. Y/O PROVINCIAS | REVISIONES EFECTUADAS | | | | CAUSAS DE EXTINCIÓN DEL DERECHO | | | | | | |
|-----------------------------|-----------------------|----------------------|--------------|----------|---------------------------------|---------------------|----------------------------|-----------------------|---------------|-------------------|------------|
| | Modifica. Cuantía | Extinción Derecho | Suspensión | | TOTAL | Recursos Propios | Prestación Incompatible | Pérdida Residencia | Fallecimiento | Grado y Baremo | TOTAL |
| | | | Act. Laboral | Otras | | | | | | | |
| CATALUNYA | 0 | 0 | 0 | 0 | 0 | 0 | 0 | 0 | 0 | 0 | 0 |
| BARCELONA | 0 | 0 | 0 | 0 | 0 | 0 | 0 | 0 | 0 | 0 | 0 |
| GIRONA | 0 | 0 | 0 | 0 | 0 | 0 | 0 | 0 | 0 | 0 | 0 |
| LLEIDA | 0 | 0 | 0 | 0 | 0 | 0 | 0 | 0 | 0 | 0 | 0 |
| TARRAGONA | 0 | 0 | 0 | 0 | 0 | 0 | 0 | 0 | 0 | 0 | 0 |
| COMUNIDAD VALENCIANA | 0 | 54 | 0 | 0 | 54 | 8 | 28 | 0 | 18 | 0 | 54 |
| ALICANTE | 0 | 30 | 0 | 0 | 30 | 0 | 21 | 0 | 9 | 0 | 30 |
| CASTELLÓN | 0 | 4 | 0 | 0 | 4 | 0 | 4 | 0 | 0 | 0 | 4 |
| VALENCIA | 0 | 20 | 0 | 0 | 20 | 8 | 3 | 0 | 9 | 0 | 20 |
| EXTREMADURA | 0 | 13 | 0 | 0 | 13 | 0 | 9 | 0 | 4 | 0 | 13 |
| BADAJOS | 0 | 13 | 0 | 0 | 13 | 0 | 9 | 0 | 4 | 0 | 13 |
| CÁCERES | 0 | 0 | 0 | 0 | 0 | 0 | 0 | 0 | 0 | 0 | 0 |
| GALICIA | 0 | 9 | 0 | 0 | 9 | 1 | 5 | 0 | 3 | 0 | 9 |
| A CORUÑA | 0 | 0 | 0 | 0 | 0 | 0 | 0 | 0 | 0 | 0 | 0 |
| LUGO | 0 | 1 | 0 | 0 | 1 | 0 | 1 | 0 | 0 | 0 | 1 |
| OURENSE | 0 | 3 | 0 | 0 | 3 | 1 | 1 | 0 | 1 | 0 | 3 |
| PONTEVEDRA | 0 | 5 | 0 | 0 | 5 | 0 | 3 | 0 | 2 | 0 | 5 |
| MADRID | 0 | 18 | 0 | 0 | 18 | 0 | 11 | 0 | 7 | 0 | 18 |
| MURCIA | 9 | 66 | 0 | 0 | 75 | 0 | 31 | 0 | 35 | 0 | 66 |
| NAVARRA | 0 | 1 | 0 | 0 | 1 | 1 | 0 | 0 | 0 | 0 | 1 |
| PAÍS VASCO | 0 | 4 | 0 | 0 | 4 | 0 | 2 | 1 | 1 | 0 | 4 |
| ÁLAVA | 0 | 0 | 0 | 0 | 0 | 0 | 0 | 0 | 0 | 0 | 0 |
| GUIPÚZCOA | 0 | 0 | 0 | 0 | 0 | 0 | 0 | 0 | 0 | 0 | 0 |
| VIZCAYA | 0 | 4 | 0 | 0 | 4 | 0 | 2 | 1 | 1 | 0 | 4 |
| LA RIOJA | 0 | 0 | 0 | 0 | 0 | 0 | 0 | 0 | 0 | 0 | 0 |
| CEUTA | 0 | 1 | 0 | 0 | 1 | 0 | 0 | 0 | 1 | 0 | 1 |
| MELILLA | 0 | 0 | 0 | 0 | 0 | 0 | 0 | 0 | 0 | 0 | 0 |
| TOTAL ESTADO | 10 | 316 | 3 | 1 | 330 | 61 | 141 | 5 | 109 | 0 | 316 |

**PRESTACIONES DEL REAL DECRETO 383/1984, DE 1 DE FEBRERO (LISMI)
REVISIONES DE OFICIO E INSTANCIA DE PARTE EFECTUADAS EN SATP
DATOS DE GESTIÓN CORRESPONDIENTES AL MES DE MARZO DE 2009**

| CC.AA. Y/O PROVINCIAS | REVISIONES EFECTUADAS | | | CAUSAS DE EXTINCIÓN DEL DERECHO | | | | | | | |
|-----------------------------|-----------------------|------------|-------|---------------------------------|----------------------------|-------------------|-----------------------|---------------|-------------------|--------------|-------|
| | Extinción Derecho | Suspensión | TOTAL | Recursos Propios | Prestación Incompatible | Ingreso Centro | Pérdida Residencia | Fallecimiento | Grado y Baremo | Alta S.S. | TOTAL |
| | ANDALUCÍA | 12 | 0 | 12 | 3 | 3 | 0 | 0 | 6 | 0 | 0 |
| ALMERÍA | 3 | 0 | 3 | 0 | 0 | 0 | 0 | 3 | 0 | 0 | 3 |
| CÁDIZ | 2 | 0 | 2 | 0 | 1 | 0 | 0 | 1 | 0 | 0 | 2 |
| CÓRDOBA | 0 | 0 | 0 | 0 | 0 | 0 | 0 | 0 | 0 | 0 | 0 |
| GRANADA | 0 | 0 | 0 | 0 | 0 | 0 | 0 | 0 | 0 | 0 | 0 |
| HUELVA | 1 | 0 | 1 | 0 | 1 | 0 | 0 | 0 | 0 | 0 | 1 |
| JAÉN | 0 | 0 | 0 | 0 | 0 | 0 | 0 | 0 | 0 | 0 | 0 |
| MÁLAGA | 3 | 0 | 3 | 1 | 0 | 0 | 0 | 2 | 0 | 0 | 3 |
| SEVILLA | 3 | 0 | 3 | 2 | 1 | 0 | 0 | 0 | 0 | 0 | 3 |
| ARAGÓN | 0 | 0 | 0 | 0 | 0 | 0 | 0 | 0 | 0 | 0 | 0 |
| HUESCA | 0 | 0 | 0 | 0 | 0 | 0 | 0 | 0 | 0 | 0 | 0 |
| TERUEL | 0 | 0 | 0 | 0 | 0 | 0 | 0 | 0 | 0 | 0 | 0 |
| ZARAGOZA | 0 | 0 | 0 | 0 | 0 | 0 | 0 | 0 | 0 | 0 | 0 |
| ASTURIAS | 1 | 0 | 1 | 0 | 0 | 0 | 0 | 1 | 0 | 0 | 1 |
| ILLES BALEARS | 0 | 0 | 0 | 0 | 0 | 0 | 0 | 0 | 0 | 0 | 0 |
| CANARIAS | 0 | 0 | 0 | 0 | 0 | 0 | 0 | 0 | 0 | 0 | 0 |
| LAS PALMAS | 0 | 0 | 0 | 0 | 0 | 0 | 0 | 0 | 0 | 0 | 0 |
| S.C. TENERIFE | 0 | 0 | 0 | 0 | 0 | 0 | 0 | 0 | 0 | 0 | 0 |
| CANTABRIA | 1 | 0 | 1 | 1 | 0 | 0 | 0 | 0 | 0 | 0 | 1 |
| CASTILLA Y LEÓN | 5 | 0 | 5 | 0 | 2 | 1 | 0 | 2 | 0 | 0 | 5 |
| ÁVILA | 0 | 0 | 0 | 0 | 0 | 0 | 0 | 0 | 0 | 0 | 0 |
| BURGOS | 0 | 0 | 0 | 0 | 0 | 0 | 0 | 0 | 0 | 0 | 0 |
| LEÓN | 0 | 0 | 0 | 0 | 0 | 0 | 0 | 0 | 0 | 0 | 0 |
| PALENCIA | 1 | 0 | 1 | 0 | 1 | 0 | 0 | 0 | 0 | 0 | 1 |
| SALAMANCA | 4 | 0 | 4 | 0 | 1 | 1 | 0 | 2 | 0 | 0 | 4 |
| SEGOVIA | 0 | 0 | 0 | 0 | 0 | 0 | 0 | 0 | 0 | 0 | 0 |
| SORIA | 0 | 0 | 0 | 0 | 0 | 0 | 0 | 0 | 0 | 0 | 0 |
| VALLADOLID | 0 | 0 | 0 | 0 | 0 | 0 | 0 | 0 | 0 | 0 | 0 |
| ZAMORA | 0 | 0 | 0 | 0 | 0 | 0 | 0 | 0 | 0 | 0 | 0 |
| CASTILLA-LA MANCHA | 4 | 0 | 4 | 2 | 0 | 0 | 0 | 2 | 0 | 0 | 4 |
| ALBACETE | 0 | 0 | 0 | 0 | 0 | 0 | 0 | 0 | 0 | 0 | 0 |
| CIUDAD REAL | 0 | 0 | 0 | 0 | 0 | 0 | 0 | 0 | 0 | 0 | 0 |
| CUENCA | 0 | 0 | 0 | 0 | 0 | 0 | 0 | 0 | 0 | 0 | 0 |
| GUADALAJARA | 2 | 0 | 2 | 0 | 0 | 0 | 0 | 2 | 0 | 0 | 2 |
| TOLEDO | 2 | 0 | 2 | 2 | 0 | 0 | 0 | 0 | 0 | 0 | 2 |

(Continúa al dorso)

| CC.AA. Y/O PROVINCIAS | REVISIONES EFECTUADAS | | | CAUSAS DE EXTINCIÓN DEL DERECHO | | | | | | | |
|-----------------------------|-----------------------|------------|-----------|---------------------------------|----------------------------|-------------------|-----------------------|---------------|-------------------|--------------|-----------|
| | Extinción Derecho | Suspensión | TOTAL | Recursos Propios | Prestación Incompatible | Ingreso Centro | Pérdida Residencia | Fallecimiento | Grado y Baremo | Alta S.S. | TOTAL |
| CATALUNYA | 0 | 0 | 0 | 0 | 0 | 0 | 0 | 0 | 0 | 0 | 0 |
| BARCELONA | 0 | 0 | 0 | 0 | 0 | 0 | 0 | 0 | 0 | 0 | 0 |
| GIRONA | 0 | 0 | 0 | 0 | 0 | 0 | 0 | 0 | 0 | 0 | 0 |
| LLEIDA | 0 | 0 | 0 | 0 | 0 | 0 | 0 | 0 | 0 | 0 | 0 |
| TARRAGONA | 0 | 0 | 0 | 0 | 0 | 0 | 0 | 0 | 0 | 0 | 0 |
| COMUNIDAD VALENCIANA | 3 | 0 | 3 | 0 | 2 | 0 | 0 | 1 | 0 | 0 | 3 |
| ALICANTE | 0 | 0 | 0 | 0 | 0 | 0 | 0 | 0 | 0 | 0 | 0 |
| CASTELLÓN | 1 | 0 | 1 | 0 | 1 | 0 | 0 | 0 | 0 | 0 | 1 |
| VALENCIA | 2 | 0 | 2 | 0 | 1 | 0 | 0 | 1 | 0 | 0 | 2 |
| EXTREMADURA | 2 | 0 | 2 | 0 | 1 | 0 | 0 | 1 | 0 | 0 | 2 |
| BADAJOS | 2 | 0 | 2 | 0 | 1 | 0 | 0 | 1 | 0 | 0 | 2 |
| CÁCERES | 0 | 0 | 0 | 0 | 0 | 0 | 0 | 0 | 0 | 0 | 0 |
| GALICIA | 2 | 0 | 2 | 0 | 0 | 0 | 0 | 2 | 0 | 0 | 2 |
| A CORUÑA | 0 | 0 | 0 | 0 | 0 | 0 | 0 | 0 | 0 | 0 | 0 |
| LUGO | 0 | 0 | 0 | 0 | 0 | 0 | 0 | 0 | 0 | 0 | 0 |
| OURENSE | 0 | 0 | 0 | 0 | 0 | 0 | 0 | 0 | 0 | 0 | 0 |
| PONTEVEDRA | 2 | 0 | 2 | 0 | 0 | 0 | 0 | 2 | 0 | 0 | 2 |
| MADRID | 2 | 0 | 2 | 0 | 0 | 0 | 0 | 2 | 0 | 0 | 2 |
| MURCIA | 5 | 0 | 5 | 2 | 0 | 0 | 0 | 3 | 0 | 0 | 5 |
| NAVARRA | 0 | 0 | 0 | 0 | 0 | 0 | 0 | 0 | 0 | 0 | 0 |
| PAÍS VASCO | 0 | 0 | 0 | 0 | 0 | 0 | 0 | 0 | 0 | 0 | 0 |
| ÁLAVA | 0 | 0 | 0 | 0 | 0 | 0 | 0 | 0 | 0 | 0 | 0 |
| GUIPÚZCOA | 0 | 0 | 0 | 0 | 0 | 0 | 0 | 0 | 0 | 0 | 0 |
| VIZCAYA | 0 | 0 | 0 | 0 | 0 | 0 | 0 | 0 | 0 | 0 | 0 |
| LA RIOJA | 0 | 0 | 0 | 0 | 0 | 0 | 0 | 0 | 0 | 0 | 0 |
| CEUTA | 0 | 0 | 0 | 0 | 0 | 0 | 0 | 0 | 0 | 0 | 0 |
| MELILLA | 0 | 0 | 0 | 0 | 0 | 0 | 0 | 0 | 0 | 0 | 0 |
| TOTAL ESTADO | 37 | 0 | 37 | 8 | 8 | 1 | 0 | 20 | 0 | 0 | 37 |

**PRESTACIONES DEL REAL DECRETO 383/1984, DE 1 DE FEBRERO (LISMI)
REVISIONES DE OFICIO E INSTANCIA DE PARTE EFECTUADAS EN SMTGT
DATOS DE GESTIÓN CORRESPONDIENTES AL MES DE MARZO DE 2009**

| CC.AA. Y/O PROVINCIAS | REVISIONES EFECTUADAS | | | CAUSAS DE EXTINCIÓN DEL DERECHO | | | | | | | | |
|-----------------------------|-----------------------|------------|-------|---------------------------------|------------------------|----------------------------|-------------------|-----------------------|---------------|-------------------|--------------|-------|
| | Extinción Derecho | Suspensión | TOTAL | Recursos Propios | Recursos Familiares | Prestación Incompatible | Ingreso Centro | Pérdida Residencia | Fallecimiento | Grado y Baremo | Alta S.S. | TOTAL |
| | ANDALUCÍA | 8 | 0 | 8 | 0 | 1 | 1 | 0 | 0 | 6 | 0 | 0 |
| ALMERÍA | 2 | 0 | 2 | 0 | 0 | 0 | 0 | 0 | 2 | 0 | 0 | 2 |
| CÁDIZ | 1 | 0 | 1 | 0 | 0 | 1 | 0 | 0 | 0 | 0 | 0 | 1 |
| CÓRDOBA | 2 | 0 | 2 | 0 | 0 | 0 | 0 | 0 | 2 | 0 | 0 | 2 |
| GRANADA | 0 | 0 | 0 | 0 | 0 | 0 | 0 | 0 | 0 | 0 | 0 | 0 |
| HUELVA | 0 | 0 | 0 | 0 | 0 | 0 | 0 | 0 | 0 | 0 | 0 | 0 |
| JAÉN | 0 | 0 | 0 | 0 | 0 | 0 | 0 | 0 | 0 | 0 | 0 | 0 |
| MÁLAGA | 2 | 0 | 2 | 0 | 0 | 0 | 0 | 0 | 2 | 0 | 0 | 2 |
| SEVILLA | 1 | 0 | 1 | 0 | 1 | 0 | 0 | 0 | 0 | 0 | 0 | 1 |
| ARAGÓN | 0 | 0 | 0 | 0 | 0 | 0 | 0 | 0 | 0 | 0 | 0 | 0 |
| HUESCA | 0 | 0 | 0 | 0 | 0 | 0 | 0 | 0 | 0 | 0 | 0 | 0 |
| TERUEL | 0 | 0 | 0 | 0 | 0 | 0 | 0 | 0 | 0 | 0 | 0 | 0 |
| ZARAGOZA | 0 | 0 | 0 | 0 | 0 | 0 | 0 | 0 | 0 | 0 | 0 | 0 |
| ASTURIAS | 1 | 0 | 1 | 0 | 0 | 0 | 0 | 0 | 1 | 0 | 0 | 1 |
| ILLES BALEARS | 1 | 0 | 1 | 0 | 0 | 0 | 0 | 0 | 1 | 0 | 0 | 1 |
| CANARIAS | 0 | 0 | 0 | 0 | 0 | 0 | 0 | 0 | 0 | 0 | 0 | 0 |
| LAS PALMAS | 0 | 0 | 0 | 0 | 0 | 0 | 0 | 0 | 0 | 0 | 0 | 0 |
| S.C. TENERIFE | 0 | 0 | 0 | 0 | 0 | 0 | 0 | 0 | 0 | 0 | 0 | 0 |
| CANTABRIA | 0 | 0 | 0 | 0 | 0 | 0 | 0 | 0 | 0 | 0 | 0 | 0 |
| CASTILLA Y LEÓN | 4 | 0 | 4 | 0 | 0 | 3 | 0 | 0 | 1 | 0 | 0 | 4 |
| ÁVILA | 0 | 0 | 0 | 0 | 0 | 0 | 0 | 0 | 0 | 0 | 0 | 0 |
| BURGOS | 0 | 0 | 0 | 0 | 0 | 0 | 0 | 0 | 0 | 0 | 0 | 0 |
| LEÓN | 0 | 0 | 0 | 0 | 0 | 0 | 0 | 0 | 0 | 0 | 0 | 0 |
| PALENCIA | 1 | 0 | 1 | 0 | 0 | 1 | 0 | 0 | 0 | 0 | 0 | 1 |
| SALAMANCA | 3 | 0 | 3 | 0 | 0 | 2 | 0 | 0 | 1 | 0 | 0 | 3 |
| SEGOVIA | 0 | 0 | 0 | 0 | 0 | 0 | 0 | 0 | 0 | 0 | 0 | 0 |
| SORIA | 0 | 0 | 0 | 0 | 0 | 0 | 0 | 0 | 0 | 0 | 0 | 0 |
| VALLADOLID | 0 | 0 | 0 | 0 | 0 | 0 | 0 | 0 | 0 | 0 | 0 | 0 |
| ZAMORA | 0 | 0 | 0 | 0 | 0 | 0 | 0 | 0 | 0 | 0 | 0 | 0 |
| CASTILLA-LA MANCHA | 1 | 0 | 1 | 0 | 0 | 0 | 0 | 0 | 1 | 0 | 0 | 1 |
| ALBACETE | 0 | 0 | 0 | 0 | 0 | 0 | 0 | 0 | 0 | 0 | 0 | 0 |
| CIUDAD REAL | 0 | 0 | 0 | 0 | 0 | 0 | 0 | 0 | 0 | 0 | 0 | 0 |
| CUENCA | 0 | 0 | 0 | 0 | 0 | 0 | 0 | 0 | 0 | 0 | 0 | 0 |
| GUADALAJARA | 1 | 0 | 1 | 0 | 0 | 0 | 0 | 0 | 1 | 0 | 0 | 1 |
| TOLEDO | 0 | 0 | 0 | 0 | 0 | 0 | 0 | 0 | 0 | 0 | 0 | 0 |

(Continúa al dorso)

| CC.AA. Y/O PROVINCIAS | REVISIONES EFECTUADAS | | | CAUSAS DE EXTINCIÓN DEL DERECHO | | | | | | | | |
|-----------------------------|-----------------------|------------|-----------|---------------------------------|------------------------|----------------------------|-------------------|-----------------------|---------------|-------------------|--------------|-----------|
| | Extinción Derecho | Suspensión | TOTAL | Recursos Propios | Recursos Familiares | Prestación Incompatible | Ingreso Centro | Pérdida Residencia | Fallecimiento | Grado y Baremo | Alta S.S. | TOTAL |
| CATALUNYA | 0 | 0 | 0 | 0 | 0 | 0 | 0 | 0 | 0 | 0 | 0 | 0 |
| BARCELONA | 0 | 0 | 0 | 0 | 0 | 0 | 0 | 0 | 0 | 0 | 0 | 0 |
| GIRONA | 0 | 0 | 0 | 0 | 0 | 0 | 0 | 0 | 0 | 0 | 0 | 0 |
| LLEIDA | 0 | 0 | 0 | 0 | 0 | 0 | 0 | 0 | 0 | 0 | 0 | 0 |
| TARRAGONA | 0 | 0 | 0 | 0 | 0 | 0 | 0 | 0 | 0 | 0 | 0 | 0 |
| COMUNIDAD VALENCIANA | 1 | 0 | 1 | 0 | 0 | 1 | 0 | 0 | 0 | 0 | 0 | 1 |
| ALICANTE | 1 | 0 | 1 | 0 | 0 | 1 | 0 | 0 | 0 | 0 | 0 | 1 |
| CASTELLÓN | 0 | 0 | 0 | 0 | 0 | 0 | 0 | 0 | 0 | 0 | 0 | 0 |
| VALENCIA | 0 | 0 | 0 | 0 | 0 | 0 | 0 | 0 | 0 | 0 | 0 | 0 |
| EXTREMADURA | 0 | 0 | 0 | 0 | 0 | 0 | 0 | 0 | 0 | 0 | 0 | 0 |
| BADAJOZ | 0 | 0 | 0 | 0 | 0 | 0 | 0 | 0 | 0 | 0 | 0 | 0 |
| CÁCERES | 0 | 0 | 0 | 0 | 0 | 0 | 0 | 0 | 0 | 0 | 0 | 0 |
| GALICIA | 12 | 0 | 12 | 8 | 3 | 0 | 0 | 0 | 1 | 0 | 0 | 12 |
| A CORUÑA | 0 | 0 | 0 | 0 | 0 | 0 | 0 | 0 | 0 | 0 | 0 | 0 |
| LUGO | 0 | 0 | 0 | 0 | 0 | 0 | 0 | 0 | 0 | 0 | 0 | 0 |
| OURENSE | 0 | 0 | 0 | 0 | 0 | 0 | 0 | 0 | 0 | 0 | 0 | 0 |
| PONTEVEDRA | 12 | 0 | 12 | 8 | 3 | 0 | 0 | 0 | 1 | 0 | 0 | 12 |
| MADRID | 0 | 0 | 0 | 0 | 0 | 0 | 0 | 0 | 0 | 0 | 0 | 0 |
| MURCIA | 2 | 0 | 2 | 1 | 0 | 0 | 0 | 0 | 1 | 0 | 0 | 2 |
| NAVARRA | 1 | 0 | 1 | 1 | 0 | 0 | 0 | 0 | 0 | 0 | 0 | 1 |
| PAÍS VASCO | 0 | 0 | 0 | 0 | 0 | 0 | 0 | 0 | 0 | 0 | 0 | 0 |
| ÁLAVA | 0 | 0 | 0 | 0 | 0 | 0 | 0 | 0 | 0 | 0 | 0 | 0 |
| GUIPÚZCOA | 0 | 0 | 0 | 0 | 0 | 0 | 0 | 0 | 0 | 0 | 0 | 0 |
| VIZCAYA | 0 | 0 | 0 | 0 | 0 | 0 | 0 | 0 | 0 | 0 | 0 | 0 |
| LA RIOJA | 0 | 0 | 0 | 0 | 0 | 0 | 0 | 0 | 0 | 0 | 0 | 0 |
| CEUTA | 0 | 0 | 0 | 0 | 0 | 0 | 0 | 0 | 0 | 0 | 0 | 0 |
| MELILLA | 8 | 0 | 8 | 0 | 2 | 0 | 0 | 0 | 3 | 0 | 3 | 8 |
| TOTAL ESTADO | 39 | 0 | 39 | 10 | 6 | 5 | 0 | 0 | 15 | 0 | 3 | 39 |

**PRESTACIONES DEL REAL DECRETO 383/1984, DE 1 DE FEBRERO (LISMI)
REVISIONES DE OFICIO E INSTANCIA DE PARTE EFECTUADAS EN ASPF
DATOS DE GESTIÓN CORRESPONDIENTES AL MES DE MARZO DE 2009**

| CC.AA. Y/O PROVINCIAS | REVISIONES EFECTUADAS | | | CAUSAS DE EXTINCIÓN DEL DERECHO | | | | | |
|-----------------------------|-----------------------|------------|-------|---------------------------------|-----------------------|---------------|-------------------|--------------|-------|
| | Extinción Derecho | Suspensión | TOTAL | Prestación Incompatible | Pérdida Residencia | Fallecimiento | Grado y Baremo | Alta S.S. | TOTAL |
| ANDALUCÍA | 11 | 0 | 11 | 4 | 0 | 7 | 0 | 0 | 11 |
| ALMERÍA | 2 | 0 | 2 | 0 | 0 | 2 | 0 | 0 | 2 |
| CÁDIZ | 0 | 0 | 0 | 0 | 0 | 0 | 0 | 0 | 0 |
| CÓRDOBA | 0 | 0 | 0 | 0 | 0 | 0 | 0 | 0 | 0 |
| GRANADA | 2 | 0 | 2 | 2 | 0 | 0 | 0 | 0 | 2 |
| HUELVA | 0 | 0 | 0 | 0 | 0 | 0 | 0 | 0 | 0 |
| JAÉN | 1 | 0 | 1 | 0 | 0 | 1 | 0 | 0 | 1 |
| MÁLAGA | 6 | 0 | 6 | 2 | 0 | 4 | 0 | 0 | 6 |
| SEVILLA | 0 | 0 | 0 | 0 | 0 | 0 | 0 | 0 | 0 |
| ARAGÓN | 2 | 0 | 2 | 2 | 0 | 0 | 0 | 0 | 2 |
| HUESCA | 2 | 0 | 2 | 2 | 0 | 0 | 0 | 0 | 2 |
| TERUEL | 0 | 0 | 0 | 0 | 0 | 0 | 0 | 0 | 0 |
| ZARAGOZA | 0 | 0 | 0 | 0 | 0 | 0 | 0 | 0 | 0 |
| ASTURIAS | 0 | 0 | 0 | 0 | 0 | 0 | 0 | 0 | 0 |
| ILLES BALEARS | 0 | 0 | 0 | 0 | 0 | 0 | 0 | 0 | 0 |
| CANARIAS | 0 | 0 | 0 | 0 | 0 | 0 | 0 | 0 | 0 |
| LAS PALMAS | 0 | 0 | 0 | 0 | 0 | 0 | 0 | 0 | 0 |
| S.C. TENERIFE | 0 | 0 | 0 | 0 | 0 | 0 | 0 | 0 | 0 |
| CANTABRIA | 0 | 0 | 0 | 0 | 0 | 0 | 0 | 0 | 0 |
| CASTILLA Y LEÓN | 3 | 0 | 3 | 3 | 0 | 0 | 0 | 0 | 3 |
| ÁVILA | 0 | 0 | 0 | 0 | 0 | 0 | 0 | 0 | 0 |
| BURGOS | 1 | 0 | 1 | 1 | 0 | 0 | 0 | 0 | 1 |
| LEÓN | 0 | 0 | 0 | 0 | 0 | 0 | 0 | 0 | 0 |
| PALENCIA | 1 | 0 | 1 | 1 | 0 | 0 | 0 | 0 | 1 |
| SALAMANCA | 1 | 0 | 1 | 1 | 0 | 0 | 0 | 0 | 1 |
| SEGOVIA | 0 | 0 | 0 | 0 | 0 | 0 | 0 | 0 | 0 |
| SORIA | 0 | 0 | 0 | 0 | 0 | 0 | 0 | 0 | 0 |
| VALLADOLID | 0 | 0 | 0 | 0 | 0 | 0 | 0 | 0 | 0 |
| ZAMORA | 0 | 0 | 0 | 0 | 0 | 0 | 0 | 0 | 0 |
| CASTILLA-LA MANCHA | 0 | 0 | 0 | 0 | 0 | 0 | 0 | 0 | 0 |
| ALBACETE | 0 | 0 | 0 | 0 | 0 | 0 | 0 | 0 | 0 |
| CIUDAD REAL | 0 | 0 | 0 | 0 | 0 | 0 | 0 | 0 | 0 |
| CUENCA | 0 | 0 | 0 | 0 | 0 | 0 | 0 | 0 | 0 |
| GUADALAJARA | 0 | 0 | 0 | 0 | 0 | 0 | 0 | 0 | 0 |
| TOLEDO | 0 | 0 | 0 | 0 | 0 | 0 | 0 | 0 | 0 |

(Continúa al dorso)

| CC.AA. Y/O PROVINCIAS | REVISIONES EFECTUADAS | | | CAUSAS DE EXTINCIÓN DEL DERECHO | | | | | |
|-----------------------------|-----------------------|------------|-----------|---------------------------------|-----------------------|---------------|-------------------|--------------|-----------|
| | Extinción Derecho | Suspensión | TOTAL | Prestación Incompatible | Pérdida Residencia | Fallecimiento | Grado y Baremo | Alta S.S. | TOTAL |
| CATALUNYA | 0 | 0 | 0 | 0 | 0 | 0 | 0 | 0 | 0 |
| BARCELONA | 0 | 0 | 0 | 0 | 0 | 0 | 0 | 0 | 0 |
| GIRONA | 0 | 0 | 0 | 0 | 0 | 0 | 0 | 0 | 0 |
| LLEIDA | 0 | 0 | 0 | 0 | 0 | 0 | 0 | 0 | 0 |
| TARRAGONA | 0 | 0 | 0 | 0 | 0 | 0 | 0 | 0 | 0 |
| COMUNIDAD VALENCIANA | 0 | 0 | 0 | 0 | 0 | 0 | 0 | 0 | 0 |
| ALICANTE | 0 | 0 | 0 | 0 | 0 | 0 | 0 | 0 | 0 |
| CASTELLÓN | 0 | 0 | 0 | 0 | 0 | 0 | 0 | 0 | 0 |
| VALENCIA | 0 | 0 | 0 | 0 | 0 | 0 | 0 | 0 | 0 |
| EXTREMADURA | 0 | 0 | 0 | 0 | 0 | 0 | 0 | 0 | 0 |
| BADAJOS | 0 | 0 | 0 | 0 | 0 | 0 | 0 | 0 | 0 |
| CÁCERES | 0 | 0 | 0 | 0 | 0 | 0 | 0 | 0 | 0 |
| GALICIA | 2 | 0 | 2 | 2 | 0 | 0 | 0 | 0 | 2 |
| A CORUÑA | 0 | 0 | 0 | 0 | 0 | 0 | 0 | 0 | 0 |
| LUGO | 0 | 0 | 0 | 0 | 0 | 0 | 0 | 0 | 0 |
| OURENSE | 0 | 0 | 0 | 0 | 0 | 0 | 0 | 0 | 0 |
| PONTEVEDRA | 2 | 0 | 2 | 2 | 0 | 0 | 0 | 0 | 2 |
| MADRID | 6 | 0 | 6 | 1 | 0 | 5 | 0 | 0 | 6 |
| MURCIA | 1 | 0 | 1 | 1 | 0 | 0 | 0 | 0 | 1 |
| NAVARRA | 0 | 0 | 0 | 0 | 0 | 0 | 0 | 0 | 0 |
| PAÍS VASCO | 6 | 0 | 6 | 0 | 1 | 2 | 0 | 3 | 6 |
| ÁLAVA | 0 | 0 | 0 | 0 | 0 | 0 | 0 | 0 | 0 |
| GUIPÚZCOA | 0 | 0 | 0 | 0 | 0 | 0 | 0 | 0 | 0 |
| VIZCAYA | 6 | 0 | 6 | 0 | 1 | 2 | 0 | 3 | 6 |
| LA RIOJA | 0 | 0 | 0 | 0 | 0 | 0 | 0 | 0 | 0 |
| CEUTA | 0 | 0 | 0 | 0 | 0 | 0 | 0 | 0 | 0 |
| MELILLA | 0 | 0 | 0 | 0 | 0 | 0 | 0 | 0 | 0 |
| TOTAL ESTADO | 31 | 0 | 31 | 13 | 1 | 14 | 0 | 3 | 31 |

**PRESTACIONES DEL REAL DECRETO 383/1984, DE 1 DE FEBRERO (LISMI)
TOTAL REVISIONES DE OFICIO E INSTANCIA DE PARTE EFECTUADAS
DATOS DE GESTIÓN CORRESPONDIENTES AL MES DE MARZO DE 2009**

| CC.AA. Y/O PROVINCIAS | REVISIONES EFECTUADAS | | | | CAUSAS DE EXTINCIÓN DEL DERECHO | | | | | | | | | |
|-----------------------------|-----------------------|----------------------|--------------|-------|---------------------------------|---------------------|------------------------|----------------------------|-------------------|-----------------------|---------------|-------------------|--------------|-------|
| | Modifica. Cuantía | Extinción Derecho | Suspensión | | TOTAL | Recursos Propios | Recursos Familiares | Prestación Incompatible | Ingreso Centro | Pérdida Residencia | Fallecimiento | Grado y Baremo | Alta S.S. | TOTAL |
| | | | Act. Laboral | Otras | | | | | | | | | | |
| ANDALUCÍA | 0 | 102 | 0 | 1 | 103 | 34 | 1 | 24 | 0 | 3 | 40 | 0 | 0 | 102 |
| ALMERÍA | 0 | 23 | 0 | 0 | 23 | 0 | 0 | 11 | 0 | 0 | 12 | 0 | 0 | 23 |
| CÁDIZ | 0 | 8 | 0 | 0 | 8 | 2 | 0 | 2 | 0 | 3 | 1 | 0 | 0 | 8 |
| CÓRDOBA | 0 | 3 | 0 | 0 | 3 | 1 | 0 | 0 | 0 | 0 | 2 | 0 | 0 | 3 |
| GRANADA | 0 | 7 | 0 | 1 | 8 | 3 | 0 | 3 | 0 | 0 | 1 | 0 | 0 | 7 |
| HUELVA | 0 | 5 | 0 | 0 | 5 | 3 | 0 | 2 | 0 | 0 | 0 | 0 | 0 | 5 |
| JAÉN | 0 | 5 | 0 | 0 | 5 | 1 | 0 | 1 | 0 | 0 | 3 | 0 | 0 | 5 |
| MÁLAGA | 0 | 41 | 0 | 0 | 41 | 18 | 0 | 3 | 0 | 0 | 20 | 0 | 0 | 41 |
| SEVILLA | 0 | 10 | 0 | 0 | 10 | 6 | 1 | 2 | 0 | 0 | 1 | 0 | 0 | 10 |
| ARAGÓN | 0 | 4 | 0 | 0 | 4 | 0 | 0 | 3 | 0 | 1 | 0 | 0 | 0 | 4 |
| HUESCA | 0 | 3 | 0 | 0 | 3 | 0 | 0 | 3 | 0 | 0 | 0 | 0 | 0 | 3 |
| TERUEL | 0 | 1 | 0 | 0 | 1 | 0 | 0 | 0 | 0 | 1 | 0 | 0 | 0 | 1 |
| ZARAGOZA | 0 | 0 | 0 | 0 | 0 | 0 | 0 | 0 | 0 | 0 | 0 | 0 | 0 | 0 |
| ASTURIAS | 1 | 18 | 0 | 0 | 19 | 0 | 0 | 12 | 0 | 0 | 6 | 0 | 0 | 18 |
| ILLES BALEARS | 0 | 1 | 0 | 0 | 1 | 0 | 0 | 0 | 0 | 0 | 1 | 0 | 0 | 1 |
| CANARIAS | 0 | 2 | 0 | 0 | 2 | 0 | 0 | 2 | 0 | 0 | 0 | 0 | 0 | 2 |
| LAS PALMAS | 0 | 0 | 0 | 0 | 0 | 0 | 0 | 0 | 0 | 0 | 0 | 0 | 0 | 0 |
| S.C. TENERIFE | 0 | 2 | 0 | 0 | 2 | 0 | 0 | 2 | 0 | 0 | 0 | 0 | 0 | 2 |
| CANTABRIA | 0 | 8 | 0 | 0 | 8 | 5 | 0 | 0 | 0 | 0 | 3 | 0 | 0 | 8 |
| CASTILLA Y LEÓN | 0 | 47 | 0 | 0 | 47 | 8 | 0 | 29 | 1 | 0 | 9 | 0 | 0 | 47 |
| ÁVILA | 0 | 0 | 0 | 0 | 0 | 0 | 0 | 0 | 0 | 0 | 0 | 0 | 0 | 0 |
| BURGOS | 0 | 4 | 0 | 0 | 4 | 0 | 0 | 3 | 0 | 0 | 1 | 0 | 0 | 4 |
| LEÓN | 0 | 1 | 0 | 0 | 1 | 0 | 0 | 1 | 0 | 0 | 0 | 0 | 0 | 1 |
| PALENCIA | 0 | 6 | 0 | 0 | 6 | 0 | 0 | 6 | 0 | 0 | 0 | 0 | 0 | 6 |
| SALAMANCA | 0 | 16 | 0 | 0 | 16 | 1 | 0 | 9 | 1 | 0 | 5 | 0 | 0 | 16 |
| SEGOVIA | 0 | 8 | 0 | 0 | 8 | 3 | 0 | 5 | 0 | 0 | 0 | 0 | 0 | 8 |
| SORIA | 0 | 0 | 0 | 0 | 0 | 0 | 0 | 0 | 0 | 0 | 0 | 0 | 0 | 0 |
| VALLADOLID | 0 | 9 | 0 | 0 | 9 | 4 | 0 | 2 | 0 | 0 | 3 | 0 | 0 | 9 |
| ZAMORA | 0 | 3 | 0 | 0 | 3 | 0 | 0 | 3 | 0 | 0 | 0 | 0 | 0 | 3 |
| CASTILLA-LA MANCHA | 0 | 22 | 3 | 0 | 25 | 10 | 0 | 3 | 0 | 0 | 9 | 0 | 0 | 22 |
| ALBACETE | 0 | 3 | 3 | 0 | 6 | 1 | 0 | 0 | 0 | 0 | 2 | 0 | 0 | 3 |
| CIUDAD REAL | 0 | 0 | 0 | 0 | 0 | 0 | 0 | 0 | 0 | 0 | 0 | 0 | 0 | 0 |
| CUENCA | 0 | 4 | 0 | 0 | 4 | 0 | 0 | 2 | 0 | 0 | 2 | 0 | 0 | 4 |
| GUADALAJARA | 0 | 5 | 0 | 0 | 5 | 0 | 0 | 1 | 0 | 0 | 4 | 0 | 0 | 5 |
| TOLEDO | 0 | 10 | 0 | 0 | 10 | 9 | 0 | 0 | 0 | 0 | 1 | 0 | 0 | 10 |

(Continúa al dorso)

| CC.AA. Y/O PROVINCIAS | REVISIONES EFECTUADAS | | | | CAUSAS DE EXTINCIÓN DEL DERECHO | | | | | | | | | |
|-----------------------------|-----------------------|----------------------|--------------|-------|---------------------------------|---------------------|------------------------|----------------------------|-------------------|-----------------------|---------------|-------------------|--------------|-------|
| | Modifica. Cuantía | Extinción Derecho | Suspensión | | TOTAL | Recursos Propios | Recursos Familiares | Prestación Incompatible | Ingreso Centro | Pérdida Residencia | Fallecimiento | Grado y Baremo | Alta S.S. | TOTAL |
| | | | Act. Laboral | Otras | | | | | | | | | | |
| CATALUNYA | 0 | 0 | 0 | 0 | 0 | 0 | 0 | 0 | 0 | 0 | 0 | 0 | 0 | 0 |
| BARCELONA | 0 | 0 | 0 | 0 | 0 | 0 | 0 | 0 | 0 | 0 | 0 | 0 | 0 | 0 |
| GIRONA | 0 | 0 | 0 | 0 | 0 | 0 | 0 | 0 | 0 | 0 | 0 | 0 | 0 | 0 |
| LLEIDA | 0 | 0 | 0 | 0 | 0 | 0 | 0 | 0 | 0 | 0 | 0 | 0 | 0 | 0 |
| TARRAGONA | 0 | 0 | 0 | 0 | 0 | 0 | 0 | 0 | 0 | 0 | 0 | 0 | 0 | 0 |
| COMUNIDAD VALENCIANA | 0 | 58 | 0 | 0 | 58 | 8 | 0 | 31 | 0 | 0 | 19 | 0 | 0 | 58 |
| ALICANTE | 0 | 31 | 0 | 0 | 31 | 0 | 0 | 22 | 0 | 0 | 9 | 0 | 0 | 31 |
| CASTELLÓN | 0 | 5 | 0 | 0 | 5 | 0 | 0 | 5 | 0 | 0 | 0 | 0 | 0 | 5 |
| VALENCIA | 0 | 22 | 0 | 0 | 22 | 8 | 0 | 4 | 0 | 0 | 10 | 0 | 0 | 22 |
| EXTREMADURA | 0 | 15 | 0 | 0 | 15 | 0 | 0 | 10 | 0 | 0 | 5 | 0 | 0 | 15 |
| BADAJOS | 0 | 15 | 0 | 0 | 15 | 0 | 0 | 10 | 0 | 0 | 5 | 0 | 0 | 15 |
| CÁCERES | 0 | 0 | 0 | 0 | 0 | 0 | 0 | 0 | 0 | 0 | 0 | 0 | 0 | 0 |
| GALICIA | 0 | 25 | 0 | 0 | 25 | 9 | 3 | 7 | 0 | 0 | 6 | 0 | 0 | 25 |
| A CORUÑA | 0 | 0 | 0 | 0 | 0 | 0 | 0 | 0 | 0 | 0 | 0 | 0 | 0 | 0 |
| LUGO | 0 | 1 | 0 | 0 | 1 | 0 | 0 | 1 | 0 | 0 | 0 | 0 | 0 | 1 |
| OURENSE | 0 | 3 | 0 | 0 | 3 | 1 | 0 | 1 | 0 | 0 | 1 | 0 | 0 | 3 |
| PONTEVEDRA | 0 | 21 | 0 | 0 | 21 | 8 | 3 | 5 | 0 | 0 | 5 | 0 | 0 | 21 |
| MADRID | 0 | 26 | 0 | 0 | 26 | 0 | 0 | 12 | 0 | 0 | 14 | 0 | 0 | 26 |
| MURCIA | 9 | 74 | 0 | 0 | 83 | 3 | 0 | 32 | 0 | 0 | 39 | 0 | 0 | 74 |
| NAVARRA | 0 | 2 | 0 | 0 | 2 | 2 | 0 | 0 | 0 | 0 | 0 | 0 | 0 | 2 |
| PAÍS VASCO | 0 | 10 | 0 | 0 | 10 | 0 | 0 | 2 | 0 | 2 | 3 | 0 | 3 | 10 |
| ÁLAVA | 0 | 0 | 0 | 0 | 0 | 0 | 0 | 0 | 0 | 0 | 0 | 0 | 0 | 0 |
| GUIPÚZCOA | 0 | 0 | 0 | 0 | 0 | 0 | 0 | 0 | 0 | 0 | 0 | 0 | 0 | 0 |
| VIZCAYA | 0 | 10 | 0 | 0 | 10 | 0 | 0 | 2 | 0 | 2 | 3 | 0 | 3 | 10 |
| LA RIOJA | 0 | 0 | 0 | 0 | 0 | 0 | 0 | 0 | 0 | 0 | 0 | 0 | 0 | 0 |
| CEUTA | 0 | 1 | 0 | 0 | 1 | 0 | 0 | 0 | 0 | 0 | 1 | 0 | 0 | 1 |
| MELILLA | 0 | 8 | 0 | 0 | 8 | 0 | 2 | 0 | 0 | 0 | 3 | 0 | 3 | 8 |

| | | | | | | | | | | | | | | |
|--------------|----|-----|---|---|-----|----|---|-----|---|---|-----|---|---|-----|
| TOTAL ESTADO | 10 | 423 | 3 | 1 | 437 | 79 | 6 | 167 | 1 | 6 | 158 | 0 | 6 | 423 |
|--------------|----|-----|---|---|-----|----|---|-----|---|---|-----|---|---|-----|

**PRESTACIONES DEL REAL DECRETO 383/1984, DE 1 DE SEPTIEMBRE (LISMI)
REVISIONES DE OFICIO E INSTANCIA DE PARTE EFECTUADAS DE SGIM
DATOS DE GESTIÓN CORRESPONDIENTES AL AÑO 2009 HASTA MARZO**

| CC.AA. Y/O PROVINCIAS | REVISIONES EFECTUADAS | | | | CAUSAS DE EXTINCIÓN DEL DERECHO | | | | | | |
|-----------------------------|-----------------------|----------------------|--------------|-------|---------------------------------|---------------------|----------------------------|-----------------------|---------------|-------------------|-------|
| | Modifica. Cuantía | Extinción Derecho | Suspensión | | TOTAL | Recursos Propios | Prestación Incompatible | Pérdida Residencia | Fallecimiento | Grado y Baremo | TOTAL |
| | | | Act. Laboral | Otras | | | | | | | |
| ANDALUCÍA | 1 | 209 | 1 | 3 | 214 | 76 | 66 | 3 | 64 | 0 | 209 |
| ALMERÍA | 0 | 52 | 0 | 0 | 52 | 0 | 31 | 0 | 21 | 0 | 52 |
| CÁDIZ | 0 | 17 | 0 | 0 | 17 | 7 | 6 | 3 | 1 | 0 | 17 |
| CÓRDOBA | 0 | 5 | 0 | 0 | 5 | 4 | 0 | 0 | 1 | 0 | 5 |
| GRANADA | 0 | 14 | 0 | 2 | 16 | 3 | 10 | 0 | 1 | 0 | 14 |
| HUELVA | 1 | 7 | 1 | 0 | 9 | 3 | 1 | 0 | 3 | 0 | 7 |
| JAÉN | 0 | 13 | 0 | 0 | 13 | 6 | 2 | 0 | 5 | 0 | 13 |
| MÁLAGA | 0 | 80 | 0 | 1 | 81 | 46 | 7 | 0 | 27 | 0 | 80 |
| SEVILLA | 0 | 21 | 0 | 0 | 21 | 7 | 9 | 0 | 5 | 0 | 21 |
| ARAGÓN | 0 | 9 | 0 | 0 | 9 | 0 | 5 | 1 | 3 | 0 | 9 |
| HUESCA | 0 | 6 | 0 | 0 | 6 | 0 | 4 | 0 | 2 | 0 | 6 |
| TERUEL | 0 | 3 | 0 | 0 | 3 | 0 | 1 | 1 | 1 | 0 | 3 |
| ZARAGOZA | 0 | 0 | 0 | 0 | 0 | 0 | 0 | 0 | 0 | 0 | 0 |
| ASTURIAS | 1 | 37 | 0 | 0 | 38 | 0 | 21 | 0 | 16 | 0 | 37 |
| ILLES BALEARS | 0 | 7 | 0 | 0 | 7 | 0 | 4 | 0 | 3 | 0 | 7 |
| CANARIAS | 0 | 7 | 0 | 0 | 7 | 1 | 2 | 0 | 4 | 0 | 7 |
| LAS PALMAS | 0 | 0 | 0 | 0 | 0 | 0 | 0 | 0 | 0 | 0 | 0 |
| S.C. TENERIFE | 0 | 7 | 0 | 0 | 7 | 1 | 2 | 0 | 4 | 0 | 7 |
| CANTABRIA | 0 | 17 | 0 | 0 | 17 | 9 | 0 | 0 | 8 | 0 | 17 |
| CASTILLA Y LEÓN | 0 | 106 | 0 | 1 | 107 | 13 | 40 | 0 | 53 | 0 | 106 |
| ÁVILA | 0 | 1 | 0 | 0 | 1 | 0 | 1 | 0 | 0 | 0 | 1 |
| BURGOS | 0 | 11 | 0 | 0 | 11 | 0 | 4 | 0 | 7 | 0 | 11 |
| LEÓN | 0 | 11 | 0 | 0 | 11 | 0 | 6 | 0 | 5 | 0 | 11 |
| PALENCIA | 0 | 7 | 0 | 0 | 7 | 1 | 3 | 0 | 3 | 0 | 7 |
| SALAMANCA | 0 | 27 | 0 | 1 | 28 | 1 | 13 | 0 | 13 | 0 | 27 |
| SEGOVIA | 0 | 12 | 0 | 0 | 12 | 6 | 5 | 0 | 1 | 0 | 12 |
| SORIA | 0 | 9 | 0 | 0 | 9 | 0 | 3 | 0 | 6 | 0 | 9 |
| VALLADOLID | 0 | 17 | 0 | 0 | 17 | 5 | 2 | 0 | 10 | 0 | 17 |
| ZAMORA | 0 | 11 | 0 | 0 | 11 | 0 | 3 | 0 | 8 | 0 | 11 |
| CASTILLA-LA MANCHA | 0 | 65 | 9 | 0 | 74 | 16 | 29 | 0 | 20 | 0 | 65 |
| ALBACETE | 0 | 15 | 9 | 0 | 24 | 4 | 2 | 0 | 9 | 0 | 15 |
| CIUDAD REAL | 0 | 6 | 0 | 0 | 6 | 0 | 5 | 0 | 1 | 0 | 6 |
| CUENCA | 0 | 13 | 0 | 0 | 13 | 0 | 7 | 0 | 6 | 0 | 13 |
| GUADALAJARA | 0 | 8 | 0 | 0 | 8 | 1 | 5 | 0 | 2 | 0 | 8 |
| TOLEDO | 0 | 23 | 0 | 0 | 23 | 11 | 10 | 0 | 2 | 0 | 23 |

(Continúa al dorso)

| CC.AA. Y/O PROVINCIAS | REVISIONES EFECTUADAS | | | | CAUSAS DE EXTINCIÓN DEL DERECHO | | | | | | |
|-----------------------------|-----------------------|----------------------|----------------|----------|---------------------------------|---------------------|----------------------------|-----------------------|---------------|-------------------|------------|
| | Modifica. Cuantía | Extinción Derecho | Suspensión SGM | | TOTAL | Recursos Propios | Prestación Incompatible | Pérdida Residencia | Fallecimiento | Grado y Baremo | TOTAL |
| | | | Act. Laboral | Otras | | | | | | | |
| CATALUNYA | 0 | 0 | 0 | 0 | 0 | 0 | 0 | 0 | 0 | 0 | 0 |
| BARCELONA | 0 | 0 | 0 | 0 | 0 | 0 | 0 | 0 | 0 | 0 | 0 |
| GIRONA | 0 | 0 | 0 | 0 | 0 | 0 | 0 | 0 | 0 | 0 | 0 |
| LLEIDA | 0 | 0 | 0 | 0 | 0 | 0 | 0 | 0 | 0 | 0 | 0 |
| TARRAGONA | 0 | 0 | 0 | 0 | 0 | 0 | 0 | 0 | 0 | 0 | 0 |
| COMUNIDAD VALENCIANA | 0 | 131 | 2 | 0 | 133 | 17 | 67 | 0 | 46 | 1 | 131 |
| ALICANTE | 0 | 75 | 2 | 0 | 77 | 0 | 47 | 0 | 28 | 0 | 75 |
| CASTELLÓN | 0 | 19 | 0 | 0 | 19 | 0 | 15 | 0 | 4 | 0 | 19 |
| VALENCIA | 0 | 37 | 0 | 0 | 37 | 17 | 5 | 0 | 14 | 1 | 37 |
| EXTREMADURA | 0 | 37 | 0 | 0 | 37 | 0 | 23 | 0 | 14 | 0 | 37 |
| BADAJOS | 0 | 37 | 0 | 0 | 37 | 0 | 23 | 0 | 14 | 0 | 37 |
| CÁCERES | 0 | 0 | 0 | 0 | 0 | 0 | 0 | 0 | 0 | 0 | 0 |
| GALICIA | 0 | 24 | 0 | 1 | 25 | 1 | 15 | 0 | 8 | 0 | 24 |
| A CORUÑA | 0 | 0 | 0 | 0 | 0 | 0 | 0 | 0 | 0 | 0 | 0 |
| LUGO | 0 | 5 | 0 | 0 | 5 | 0 | 3 | 0 | 2 | 0 | 5 |
| OURENSE | 0 | 7 | 0 | 0 | 7 | 1 | 3 | 0 | 3 | 0 | 7 |
| PONTEVEDRA | 0 | 12 | 0 | 1 | 13 | 0 | 9 | 0 | 3 | 0 | 12 |
| MADRID | 0 | 39 | 0 | 0 | 39 | 0 | 18 | 0 | 21 | 0 | 39 |
| MURCIA | 26 | 165 | 0 | 0 | 191 | 0 | 97 | 0 | 68 | 0 | 165 |
| NAVARRA | 0 | 5 | 0 | 0 | 5 | 2 | 1 | 0 | 2 | 0 | 5 |
| PAÍS VASCO | 0 | 7 | 0 | 0 | 7 | 0 | 3 | 1 | 3 | 0 | 7 |
| ÁLAVA | 0 | 0 | 0 | 0 | 0 | 0 | 0 | 0 | 0 | 0 | 0 |
| GUIPÚZCOA | 0 | 0 | 0 | 0 | 0 | 0 | 0 | 0 | 0 | 0 | 0 |
| VIZCAYA | 0 | 7 | 0 | 0 | 7 | 0 | 3 | 1 | 3 | 0 | 7 |
| LA RIOJA | 0 | 11 | 0 | 0 | 11 | 2 | 5 | 0 | 4 | 0 | 11 |
| CEUTA | 0 | 7 | 0 | 0 | 7 | 0 | 4 | 0 | 3 | 0 | 7 |
| MELILLA | 0 | 5 | 0 | 0 | 5 | 0 | 1 | 0 | 4 | 0 | 5 |
| TOTAL ESTADO | 28 | 888 | 12 | 5 | 933 | 137 | 401 | 5 | 344 | 1 | 888 |

**PRESTACIONES DEL REAL DECRETO 383/1984, DE 1 DE SEPTIEMBRE (LISMI)
REVISIONES DE OFICIO E INSTANCIA DE PARTE EFECTUADAS EN SATP
DATOS DE GESTIÓN CORRESPONDIENTES AL AÑO 2009 HASTA MARZO**

| CC.AA. Y/O PROVINCIAS | REVISIONES EFECTUADAS | | | CAUSAS DE EXTINCIÓN DEL DERECHO | | | | | | | |
|-----------------------------|-----------------------|------------|-------|---------------------------------|----------------------------|-------------------|-----------------------|---------------|-------------------|--------------|-------|
| | Extinción Derecho | Suspensión | TOTAL | Recursos Propios | Prestación Incompatible | Ingreso Centro | Pérdida Residencia | Fallecimiento | Grado y Baremo | Alta S.S. | TOTAL |
| | ANDALUCÍA | 27 | 2 | 29 | 7 | 6 | 0 | 0 | 14 | 0 | 0 |
| ALMERÍA | 4 | 0 | 4 | 0 | 0 | 0 | 0 | 4 | 0 | 0 | 4 |
| CÁDIZ | 4 | 0 | 4 | 2 | 1 | 0 | 0 | 1 | 0 | 0 | 4 |
| CÓRDOBA | 0 | 0 | 0 | 0 | 0 | 0 | 0 | 0 | 0 | 0 | 0 |
| GRANADA | 0 | 1 | 1 | 0 | 0 | 0 | 0 | 0 | 0 | 0 | 0 |
| HUELVA | 1 | 0 | 1 | 0 | 1 | 0 | 0 | 0 | 0 | 0 | 1 |
| JAÉN | 1 | 0 | 1 | 0 | 0 | 0 | 0 | 1 | 0 | 0 | 1 |
| MÁLAGA | 9 | 1 | 10 | 3 | 1 | 0 | 0 | 5 | 0 | 0 | 9 |
| SEVILLA | 8 | 0 | 8 | 2 | 3 | 0 | 0 | 3 | 0 | 0 | 8 |
| ARAGÓN | 2 | 0 | 2 | 0 | 1 | 0 | 0 | 1 | 0 | 0 | 2 |
| HUESCA | 1 | 0 | 1 | 0 | 0 | 0 | 0 | 1 | 0 | 0 | 1 |
| TERUEL | 1 | 0 | 1 | 0 | 1 | 0 | 0 | 0 | 0 | 0 | 1 |
| ZARAGOZA | 0 | 0 | 0 | 0 | 0 | 0 | 0 | 0 | 0 | 0 | 0 |
| ASTURIAS | 7 | 0 | 7 | 0 | 0 | 0 | 0 | 7 | 0 | 0 | 7 |
| ILLES BALEARS | 0 | 0 | 0 | 0 | 0 | 0 | 0 | 0 | 0 | 0 | 0 |
| CANARIAS | 2 | 0 | 2 | 0 | 0 | 0 | 0 | 2 | 0 | 0 | 2 |
| LAS PALMAS | 0 | 0 | 0 | 0 | 0 | 0 | 0 | 0 | 0 | 0 | 0 |
| S.C. TENERIFE | 2 | 0 | 2 | 0 | 0 | 0 | 0 | 2 | 0 | 0 | 2 |
| CANTABRIA | 2 | 0 | 2 | 2 | 0 | 0 | 0 | 0 | 0 | 0 | 2 |
| CASTILLA Y LEÓN | 15 | 0 | 15 | 0 | 3 | 3 | 0 | 9 | 0 | 0 | 15 |
| ÁVILA | 0 | 0 | 0 | 0 | 0 | 0 | 0 | 0 | 0 | 0 | 0 |
| BURGOS | 0 | 0 | 0 | 0 | 0 | 0 | 0 | 0 | 0 | 0 | 0 |
| LEÓN | 0 | 0 | 0 | 0 | 0 | 0 | 0 | 0 | 0 | 0 | 0 |
| PALENCIA | 2 | 0 | 2 | 0 | 1 | 0 | 0 | 1 | 0 | 0 | 2 |
| SALAMANCA | 10 | 0 | 10 | 0 | 2 | 3 | 0 | 5 | 0 | 0 | 10 |
| SEGOVIA | 0 | 0 | 0 | 0 | 0 | 0 | 0 | 0 | 0 | 0 | 0 |
| SORIA | 1 | 0 | 1 | 0 | 0 | 0 | 0 | 1 | 0 | 0 | 1 |
| VALLADOLID | 2 | 0 | 2 | 0 | 0 | 0 | 0 | 2 | 0 | 0 | 2 |
| ZAMORA | 0 | 0 | 0 | 0 | 0 | 0 | 0 | 0 | 0 | 0 | 0 |
| CASTILLA-LA MANCHA | 11 | 0 | 11 | 3 | 4 | 0 | 0 | 4 | 0 | 0 | 11 |
| ALBACETE | 2 | 0 | 2 | 0 | 0 | 0 | 0 | 2 | 0 | 0 | 2 |
| CIUDAD REAL | 0 | 0 | 0 | 0 | 0 | 0 | 0 | 0 | 0 | 0 | 0 |
| CUENCA | 0 | 0 | 0 | 0 | 0 | 0 | 0 | 0 | 0 | 0 | 0 |
| GUADALAJARA | 3 | 0 | 3 | 1 | 0 | 0 | 0 | 2 | 0 | 0 | 3 |
| TOLEDO | 6 | 0 | 6 | 2 | 4 | 0 | 0 | 0 | 0 | 0 | 6 |

(Continúa al dorso)

| CC.AA. Y/O PROVINCIAS | REVISIONES EFECTUADAS | | | CAUSAS DE EXTINCIÓN DEL DERECHO | | | | | | | |
|-----------------------------|-----------------------|------------|------------|---------------------------------|----------------------------|-------------------|-----------------------|---------------|-------------------|--------------|-----------|
| | Extinción Derecho | Suspensión | TOTAL | Recursos Propios | Prestación Incompatible | Ingreso Centro | Pérdida Residencia | Fallecimiento | Grado y Baremo | Alta S.S. | TOTAL |
| CATALUNYA | 0 | 0 | 0 | 0 | 0 | 0 | 0 | 0 | 0 | 0 | 0 |
| BARCELONA | 0 | 0 | 0 | 0 | 0 | 0 | 0 | 0 | 0 | 0 | 0 |
| GIRONA | 0 | 0 | 0 | 0 | 0 | 0 | 0 | 0 | 0 | 0 | 0 |
| LLEIDA | 0 | 0 | 0 | 0 | 0 | 0 | 0 | 0 | 0 | 0 | 0 |
| TARRAGONA | 0 | 0 | 0 | 0 | 0 | 0 | 0 | 0 | 0 | 0 | 0 |
| COMUNIDAD VALENCIANA | 6 | 0 | 6 | 0 | 3 | 0 | 0 | 3 | 0 | 0 | 6 |
| ALICANTE | 0 | 0 | 0 | 0 | 0 | 0 | 0 | 0 | 0 | 0 | 0 |
| CASTELLÓN | 1 | 0 | 1 | 0 | 1 | 0 | 0 | 0 | 0 | 0 | 1 |
| VALENCIA | 5 | 0 | 5 | 0 | 2 | 0 | 0 | 3 | 0 | 0 | 5 |
| EXTREMADURA | 4 | 0 | 4 | 0 | 1 | 0 | 0 | 3 | 0 | 0 | 4 |
| BADAJOS | 4 | 0 | 4 | 0 | 1 | 0 | 0 | 3 | 0 | 0 | 4 |
| CÁCERES | 0 | 0 | 0 | 0 | 0 | 0 | 0 | 0 | 0 | 0 | 0 |
| GALICIA | 5 | 0 | 5 | 1 | 1 | 1 | 0 | 2 | 0 | 0 | 5 |
| A CORUÑA | 0 | 0 | 0 | 0 | 0 | 0 | 0 | 0 | 0 | 0 | 0 |
| LUGO | 0 | 0 | 0 | 0 | 0 | 0 | 0 | 0 | 0 | 0 | 0 |
| OURENSE | 0 | 0 | 0 | 0 | 0 | 0 | 0 | 0 | 0 | 0 | 0 |
| PONTEVEDRA | 5 | 0 | 5 | 1 | 1 | 1 | 0 | 2 | 0 | 0 | 5 |
| MADRID | 4 | 0 | 4 | 0 | 0 | 2 | 0 | 2 | 0 | 0 | 4 |
| MURCIA | 11 | 0 | 11 | 3 | 1 | 0 | 0 | 7 | 0 | 0 | 11 |
| NAVARRA | 0 | 0 | 0 | 0 | 0 | 0 | 0 | 0 | 0 | 0 | 0 |
| PAÍS VASCO | 0 | 0 | 0 | 0 | 0 | 0 | 0 | 0 | 0 | 0 | 0 |
| ÁLAVA | 0 | 0 | 0 | 0 | 0 | 0 | 0 | 0 | 0 | 0 | 0 |
| GUIPÚZCOA | 0 | 0 | 0 | 0 | 0 | 0 | 0 | 0 | 0 | 0 | 0 |
| VIZCAYA | 0 | 0 | 0 | 0 | 0 | 0 | 0 | 0 | 0 | 0 | 0 |
| LA RIOJA | 0 | 0 | 0 | 0 | 0 | 0 | 0 | 0 | 0 | 0 | 0 |
| CEUTA | 2 | 0 | 2 | 0 | 1 | 0 | 0 | 1 | 0 | 0 | 2 |
| MELILLA | 1 | 0 | 1 | 0 | 0 | 0 | 0 | 1 | 0 | 0 | 1 |
| TOTAL ESTADO | 99 | 2 | 101 | 16 | 21 | 6 | 0 | 56 | 0 | 0 | 99 |

**PRESTACIONES DEL REAL DECRETO 383/1984, DE 1 DE SEPTIEMBRE (LISMI)
REVISIONES DE OFICIO E INSTANCIA DE PARTE EFECTUADAS EN SMGT
DATOS DE GESTIÓN CORRESPONDIENTES AL AÑO 2009 HASTA MARZO**

| CC.AA. Y/O PROVINCIAS | REVISIONES EFECTUADAS | | | CAUSAS DE EXTINCIÓN DEL DERECHO | | | | | | | | |
|-----------------------------|-----------------------|------------|-------|---------------------------------|------------------------|----------------------------|-------------------|-----------------------|---------------|-------------------|--------------|-------|
| | Extinción Derecho | Suspensión | TOTAL | Recursos Propios | Recursos Familiares | Prestación Incompatible | Ingreso Centro | Pérdida Residencia | Fallecimiento | Grado y Baremo | Alta S.S. | TOTAL |
| | ANDALUCÍA | 16 | 0 | 16 | 0 | 1 | 3 | 0 | 0 | 12 | 0 | 0 |
| ALMERÍA | 4 | 0 | 4 | 0 | 0 | 0 | 0 | 0 | 4 | 0 | 0 | 4 |
| CÁDIZ | 2 | 0 | 2 | 0 | 0 | 1 | 0 | 0 | 1 | 0 | 0 | 2 |
| CÓRDOBA | 2 | 0 | 2 | 0 | 0 | 0 | 0 | 0 | 2 | 0 | 0 | 2 |
| GRANADA | 2 | 0 | 2 | 0 | 0 | 0 | 0 | 0 | 2 | 0 | 0 | 2 |
| HUELVA | 0 | 0 | 0 | 0 | 0 | 0 | 0 | 0 | 0 | 0 | 0 | 0 |
| JAÉN | 1 | 0 | 1 | 0 | 0 | 0 | 0 | 0 | 1 | 0 | 0 | 1 |
| MÁLAGA | 4 | 0 | 4 | 0 | 0 | 2 | 0 | 0 | 2 | 0 | 0 | 4 |
| SEVILLA | 1 | 0 | 1 | 0 | 1 | 0 | 0 | 0 | 0 | 0 | 0 | 1 |
| ARAGÓN | 1 | 0 | 1 | 0 | 0 | 0 | 0 | 1 | 0 | 0 | 0 | 1 |
| HUESCA | 1 | 0 | 1 | 0 | 0 | 0 | 0 | 1 | 0 | 0 | 0 | 1 |
| TERUEL | 0 | 0 | 0 | 0 | 0 | 0 | 0 | 0 | 0 | 0 | 0 | 0 |
| ZARAGOZA | 0 | 0 | 0 | 0 | 0 | 0 | 0 | 0 | 0 | 0 | 0 | 0 |
| ASTURIAS | 4 | 0 | 4 | 0 | 1 | 0 | 0 | 0 | 3 | 0 | 0 | 4 |
| ILLES BALEARS | 1 | 0 | 1 | 0 | 0 | 0 | 0 | 0 | 1 | 0 | 0 | 1 |
| CANARIAS | 0 | 0 | 0 | 0 | 0 | 0 | 0 | 0 | 0 | 0 | 0 | 0 |
| LAS PALMAS | 0 | 0 | 0 | 0 | 0 | 0 | 0 | 0 | 0 | 0 | 0 | 0 |
| S.C. TENERIFE | 0 | 0 | 0 | 0 | 0 | 0 | 0 | 0 | 0 | 0 | 0 | 0 |
| CANTABRIA | 1 | 0 | 1 | 0 | 0 | 0 | 0 | 0 | 1 | 0 | 0 | 1 |
| CASTILLA Y LEÓN | 5 | 0 | 5 | 0 | 0 | 3 | 1 | 0 | 1 | 0 | 0 | 5 |
| ÁVILA | 0 | 0 | 0 | 0 | 0 | 0 | 0 | 0 | 0 | 0 | 0 | 0 |
| BURGOS | 1 | 0 | 1 | 0 | 0 | 0 | 1 | 0 | 0 | 0 | 0 | 1 |
| LEÓN | 0 | 0 | 0 | 0 | 0 | 0 | 0 | 0 | 0 | 0 | 0 | 0 |
| PALENCIA | 1 | 0 | 1 | 0 | 0 | 1 | 0 | 0 | 0 | 0 | 0 | 1 |
| SALAMANCA | 3 | 0 | 3 | 0 | 0 | 2 | 0 | 0 | 1 | 0 | 0 | 3 |
| SEGOVIA | 0 | 0 | 0 | 0 | 0 | 0 | 0 | 0 | 0 | 0 | 0 | 0 |
| SORIA | 0 | 0 | 0 | 0 | 0 | 0 | 0 | 0 | 0 | 0 | 0 | 0 |
| VALLADOLID | 0 | 0 | 0 | 0 | 0 | 0 | 0 | 0 | 0 | 0 | 0 | 0 |
| ZAMORA | 0 | 0 | 0 | 0 | 0 | 0 | 0 | 0 | 0 | 0 | 0 | 0 |
| CASTILLA-LA MANCHA | 3 | 0 | 3 | 0 | 0 | 0 | 0 | 0 | 3 | 0 | 0 | 3 |
| ALBACETE | 1 | 0 | 1 | 0 | 0 | 0 | 0 | 0 | 1 | 0 | 0 | 1 |
| CIUDAD REAL | 0 | 0 | 0 | 0 | 0 | 0 | 0 | 0 | 0 | 0 | 0 | 0 |
| CUENCA | 0 | 0 | 0 | 0 | 0 | 0 | 0 | 0 | 0 | 0 | 0 | 0 |
| GUADALAJARA | 2 | 0 | 2 | 0 | 0 | 0 | 0 | 0 | 2 | 0 | 0 | 2 |
| TOLEDO | 0 | 0 | 0 | 0 | 0 | 0 | 0 | 0 | 0 | 0 | 0 | 0 |

(Continúa al dorso)

| CC.AA. Y/O PROVINCIAS | REVISIONES EFECTUADAS | | | CAUSAS DE EXTINCIÓN DEL DERECHO | | | | | | | | |
|-----------------------------|-----------------------|------------|-----------|---------------------------------|------------------------|----------------------------|-------------------|-----------------------|---------------|-------------------|--------------|-----------|
| | Extinción Derecho | Suspensión | TOTAL | Recursos Propios | Recursos Familiares | Prestación Incompatible | Ingreso Centro | Pérdida Residencia | Fallecimiento | Grado y Baremo | Alta S.S. | TOTAL |
| CATALUNYA | 0 | 0 | 0 | 0 | 0 | 0 | 0 | 0 | 0 | 0 | 0 | 0 |
| BARCELONA | 0 | 0 | 0 | 0 | 0 | 0 | 0 | 0 | 0 | 0 | 0 | 0 |
| GIRONA | 0 | 0 | 0 | 0 | 0 | 0 | 0 | 0 | 0 | 0 | 0 | 0 |
| LLEIDA | 0 | 0 | 0 | 0 | 0 | 0 | 0 | 0 | 0 | 0 | 0 | 0 |
| TARRAGONA | 0 | 0 | 0 | 0 | 0 | 0 | 0 | 0 | 0 | 0 | 0 | 0 |
| COMUNIDAD VALENCIANA | 3 | 0 | 3 | 0 | 0 | 2 | 0 | 0 | 1 | 0 | 0 | 3 |
| ALICANTE | 2 | 0 | 2 | 0 | 0 | 1 | 0 | 0 | 1 | 0 | 0 | 2 |
| CASTELLÓN | 0 | 0 | 0 | 0 | 0 | 0 | 0 | 0 | 0 | 0 | 0 | 0 |
| VALENCIA | 1 | 0 | 1 | 0 | 0 | 1 | 0 | 0 | 0 | 0 | 0 | 1 |
| EXTREMADURA | 0 | 0 | 0 | 0 | 0 | 0 | 0 | 0 | 0 | 0 | 0 | 0 |
| BADAJOZ | 0 | 0 | 0 | 0 | 0 | 0 | 0 | 0 | 0 | 0 | 0 | 0 |
| CÁCERES | 0 | 0 | 0 | 0 | 0 | 0 | 0 | 0 | 0 | 0 | 0 | 0 |
| GALICIA | 19 | 0 | 19 | 14 | 3 | 0 | 0 | 0 | 2 | 0 | 0 | 19 |
| A CORUÑA | 0 | 0 | 0 | 0 | 0 | 0 | 0 | 0 | 0 | 0 | 0 | 0 |
| LUGO | 0 | 0 | 0 | 0 | 0 | 0 | 0 | 0 | 0 | 0 | 0 | 0 |
| OURENSE | 0 | 0 | 0 | 0 | 0 | 0 | 0 | 0 | 0 | 0 | 0 | 0 |
| PONTEVEDRA | 19 | 0 | 19 | 14 | 3 | 0 | 0 | 0 | 2 | 0 | 0 | 19 |
| MADRID | 5 | 0 | 5 | 1 | 0 | 0 | 0 | 0 | 4 | 0 | 0 | 5 |
| MURCIA | 6 | 0 | 6 | 1 | 0 | 0 | 0 | 0 | 5 | 0 | 0 | 6 |
| NAVARRA | 3 | 0 | 3 | 2 | 0 | 0 | 0 | 0 | 1 | 0 | 0 | 3 |
| PAÍS VASCO | 1 | 0 | 1 | 0 | 0 | 0 | 0 | 0 | 1 | 0 | 0 | 1 |
| ÁLAVA | 0 | 0 | 0 | 0 | 0 | 0 | 0 | 0 | 0 | 0 | 0 | 0 |
| GUIPÚZCOA | 0 | 0 | 0 | 0 | 0 | 0 | 0 | 0 | 0 | 0 | 0 | 0 |
| VIZCAYA | 1 | 0 | 1 | 0 | 0 | 0 | 0 | 0 | 1 | 0 | 0 | 1 |
| LA RIOJA | 0 | 0 | 0 | 0 | 0 | 0 | 0 | 0 | 0 | 0 | 0 | 0 |
| CEUTA | 3 | 0 | 3 | 0 | 1 | 0 | 0 | 0 | 2 | 0 | 0 | 3 |
| MELILLA | 27 | 1 | 28 | 0 | 10 | 0 | 0 | 0 | 8 | 0 | 9 | 27 |
| TOTAL ESTADO | 98 | 1 | 99 | 18 | 16 | 8 | 1 | 1 | 45 | 0 | 9 | 98 |

**PRESTACIONES DEL REAL DECRETO 383/1984, DE 1 DE SEPTIEMBRE (LISMI)
REVISIONES DE OFICIO E INSTANCIA DE PARTE EFECTUADAS EN ASPF
DATOS DE GESTIÓN CORRESPONDIENTES AL AÑO 2009 HASTA MARZO**

| CC.AA. Y/O PROVINCIAS | REVISIONES EFECTUADAS | | | CAUSAS DE EXTINCIÓN DEL DERECHO | | | | | |
|-------------------------------------|-----------------------|------------|-------|---------------------------------|------------|---------------|---------|------|-------|
| | Extinción | Suspensión | TOTAL | Prestación | Pérdida | Fallecimiento | Grado y | Alta | TOTAL |
| | Derecho | | | Incompatible | Residencia | | Baremo | S.S. | |
| ANDALUCÍA | 70 | 1 | 71 | 57 | 0 | 13 | 0 | 0 | 70 |
| ALMERÍA | 5 | 0 | 5 | 0 | 0 | 5 | 0 | 0 | 5 |
| CÁDIZ | 0 | 1 | 1 | 0 | 0 | 0 | 0 | 0 | 0 |
| CÓRDOBA | 0 | 0 | 0 | 0 | 0 | 0 | 0 | 0 | 0 |
| GRANADA | 55 | 0 | 55 | 54 | 0 | 1 | 0 | 0 | 55 |
| HUELVA | 0 | 0 | 0 | 0 | 0 | 0 | 0 | 0 | 0 |
| JAÉN | 1 | 0 | 1 | 0 | 0 | 1 | 0 | 0 | 1 |
| MÁLAGA | 9 | 0 | 9 | 3 | 0 | 6 | 0 | 0 | 9 |
| SEVILLA | 0 | 0 | 0 | 0 | 0 | 0 | 0 | 0 | 0 |
| ARAGÓN | 2 | 0 | 2 | 2 | 0 | 0 | 0 | 0 | 2 |
| HUESCA | 2 | 0 | 2 | 2 | 0 | 0 | 0 | 0 | 2 |
| TERUEL | 0 | 0 | 0 | 0 | 0 | 0 | 0 | 0 | 0 |
| ZARAGOZA | 0 | 0 | 0 | 0 | 0 | 0 | 0 | 0 | 0 |
| ASTURIAS | 3 | 0 | 3 | 0 | 0 | 0 | 1 | 2 | 3 |
| ILLES BALEARS | 0 | 0 | 0 | 0 | 0 | 0 | 0 | 0 | 0 |
| CANARIAS | 0 | 0 | 0 | 0 | 0 | 0 | 0 | 0 | 0 |
| LAS PALMAS | 0 | 0 | 0 | 0 | 0 | 0 | 0 | 0 | 0 |
| S.C. TENERIFE | 0 | 0 | 0 | 0 | 0 | 0 | 0 | 0 | 0 |
| CANTABRIA | 0 | 0 | 0 | 0 | 0 | 0 | 0 | 0 | 0 |
| CASTILLA Y LEÓN | 8 | 0 | 8 | 4 | 0 | 4 | 0 | 0 | 8 |
| ÁVILA | 0 | 0 | 0 | 0 | 0 | 0 | 0 | 0 | 0 |
| BURGOS | 2 | 0 | 2 | 1 | 0 | 1 | 0 | 0 | 2 |
| LEÓN | 0 | 0 | 0 | 0 | 0 | 0 | 0 | 0 | 0 |
| PALENCIA | 1 | 0 | 1 | 1 | 0 | 0 | 0 | 0 | 1 |
| SALAMANCA | 4 | 0 | 4 | 2 | 0 | 2 | 0 | 0 | 4 |
| SEGOVIA | 0 | 0 | 0 | 0 | 0 | 0 | 0 | 0 | 0 |
| SORIA | 1 | 0 | 1 | 0 | 0 | 1 | 0 | 0 | 1 |
| VALLADOLID | 0 | 0 | 0 | 0 | 0 | 0 | 0 | 0 | 0 |
| ZAMORA | 0 | 0 | 0 | 0 | 0 | 0 | 0 | 0 | 0 |
| CASTILLA-LA MANCHA | 0 | 0 | 0 | 0 | 0 | 0 | 0 | 0 | 0 |
| ALBACETE | 0 | 0 | 0 | 0 | 0 | 0 | 0 | 0 | 0 |
| CIUDAD REAL | 0 | 0 | 0 | 0 | 0 | 0 | 0 | 0 | 0 |
| CUENCA | 0 | 0 | 0 | 0 | 0 | 0 | 0 | 0 | 0 |
| GUADALAJARA | 0 | 0 | 0 | 0 | 0 | 0 | 0 | 0 | 0 |
| TOLEDO | 0 | 0 | 0 | 0 | 0 | 0 | 0 | 0 | 0 |

(Continúa al dorso)

| CC.AA. Y/O PROVINCIAS | REVISIONES EFECTUADAS | | | CAUSAS DE EXTINCIÓN DEL DERECHO | | | | | |
|-----------------------------|-----------------------|------------|------------|---------------------------------|-----------------------|---------------|-------------------|--------------|------------|
| | Extinción Derecho | Suspensión | TOTAL | Prestación Incompatible | Pérdida Residencia | Fallecimiento | Grado y Baremo | Alta S.S. | TOTAL |
| CATALUNYA | 0 | 0 | 0 | 0 | 0 | 0 | 0 | 0 | 0 |
| BARCELONA | 0 | 0 | 0 | 0 | 0 | 0 | 0 | 0 | 0 |
| GIRONA | 0 | 0 | 0 | 0 | 0 | 0 | 0 | 0 | 0 |
| LLEIDA | 0 | 0 | 0 | 0 | 0 | 0 | 0 | 0 | 0 |
| TARRAGONA | 0 | 0 | 0 | 0 | 0 | 0 | 0 | 0 | 0 |
| COMUNIDAD VALENCIANA | 134 | 0 | 134 | 59 | 0 | 75 | 0 | 0 | 134 |
| ALICANTE | 4 | 0 | 4 | 4 | 0 | 0 | 0 | 0 | 4 |
| CASTELLÓN | 130 | 0 | 130 | 55 | 0 | 75 | 0 | 0 | 130 |
| VALENCIA | 0 | 0 | 0 | 0 | 0 | 0 | 0 | 0 | 0 |
| EXTREMADURA | 0 | 0 | 0 | 0 | 0 | 0 | 0 | 0 | 0 |
| BADAJOS | 0 | 0 | 0 | 0 | 0 | 0 | 0 | 0 | 0 |
| CÁCERES | 0 | 0 | 0 | 0 | 0 | 0 | 0 | 0 | 0 |
| GALICIA | 4 | 0 | 4 | 3 | 0 | 1 | 0 | 0 | 4 |
| A CORUÑA | 0 | 0 | 0 | 0 | 0 | 0 | 0 | 0 | 0 |
| LUGO | 0 | 0 | 0 | 0 | 0 | 0 | 0 | 0 | 0 |
| OURENSE | 0 | 0 | 0 | 0 | 0 | 0 | 0 | 0 | 0 |
| PONTEVEDRA | 4 | 0 | 4 | 3 | 0 | 1 | 0 | 0 | 4 |
| MADRID | 21 | 0 | 21 | 1 | 0 | 20 | 0 | 0 | 21 |
| MURCIA | 10 | 0 | 10 | 3 | 0 | 7 | 0 | 0 | 10 |
| NAVARRA | 0 | 0 | 0 | 0 | 0 | 0 | 0 | 0 | 0 |
| PAÍS VASCO | 8 | 0 | 8 | 1 | 1 | 3 | 0 | 3 | 8 |
| ÁLAVA | 1 | 0 | 1 | 1 | 0 | 0 | 0 | 0 | 1 |
| GUIPÚZCOA | 0 | 0 | 0 | 0 | 0 | 0 | 0 | 0 | 0 |
| VIZCAYA | 7 | 0 | 7 | 0 | 1 | 3 | 0 | 3 | 7 |
| LA RIOJA | 0 | 0 | 0 | 0 | 0 | 0 | 0 | 0 | 0 |
| CEUTA | 0 | 0 | 0 | 0 | 0 | 0 | 0 | 0 | 0 |
| MELILLA | 1 | 0 | 1 | 0 | 0 | 1 | 0 | 0 | 1 |
| TOTAL ESTADO | 261 | 1 | 262 | 130 | 1 | 124 | 1 | 5 | 261 |

**PRESTACIONES DEL REAL DECRETO 383/1984, DE 1 DE SEPTIEMBRE (LISMI)
TOTAL REVISIONES DE OFICIO E INSTANCIA DE PARTE EFECTUADAS
DATOS DE GESTIÓN CORRESPONDIENTES AL AÑO 2009 HASTA MARZO**

| CC.AA. Y/O PROVINCIAS | REVISIONES EFECTUADAS | | | | CAUSAS DE EXTINCIÓN DEL DERECHO | | | | | | | | | |
|-----------------------------|-----------------------|----------------------|--------------|-------|---------------------------------|---------------------|------------------------|----------------------------|-------------------|-----------------------|---------------|-------------------|--------------|-------|
| | Modifica. Cuantía | Extinción Derecho | Suspensión | | TOTAL | Recursos Propios | Recursos Familiares | Prestación Incompatible | Ingreso Centro | Pérdida Residencia | Fallecimiento | Grado y Baremo | Alta S.S. | TOTAL |
| | | | Act. Laboral | Otras | | | | | | | | | | |
| ANDALUCÍA | 1 | 322 | 1 | 6 | 330 | 83 | 1 | 132 | 0 | 3 | 103 | 0 | 0 | 322 |
| ALMERÍA | 0 | 65 | 0 | 0 | 65 | 0 | 0 | 31 | 0 | 0 | 34 | 0 | 0 | 65 |
| CÁDIZ | 0 | 23 | 0 | 1 | 24 | 9 | 0 | 8 | 0 | 3 | 3 | 0 | 0 | 23 |
| CÓRDOBA | 0 | 7 | 0 | 0 | 7 | 4 | 0 | 0 | 0 | 0 | 3 | 0 | 0 | 7 |
| GRANADA | 0 | 71 | 0 | 3 | 74 | 3 | 0 | 64 | 0 | 0 | 4 | 0 | 0 | 71 |
| HUELVA | 1 | 8 | 1 | 0 | 10 | 3 | 0 | 2 | 0 | 0 | 3 | 0 | 0 | 8 |
| JAÉN | 0 | 16 | 0 | 0 | 16 | 6 | 0 | 2 | 0 | 0 | 8 | 0 | 0 | 16 |
| MÁLAGA | 0 | 102 | 0 | 2 | 104 | 49 | 0 | 13 | 0 | 0 | 40 | 0 | 0 | 102 |
| SEVILLA | 0 | 30 | 0 | 0 | 30 | 9 | 1 | 12 | 0 | 0 | 8 | 0 | 0 | 30 |
| ARAGÓN | 0 | 14 | 0 | 0 | 14 | 0 | 0 | 8 | 0 | 2 | 4 | 0 | 0 | 14 |
| HUESCA | 0 | 10 | 0 | 0 | 10 | 0 | 0 | 6 | 0 | 1 | 3 | 0 | 0 | 10 |
| TERUEL | 0 | 4 | 0 | 0 | 4 | 0 | 0 | 2 | 0 | 1 | 1 | 0 | 0 | 4 |
| ZARAGOZA | 0 | 0 | 0 | 0 | 0 | 0 | 0 | 0 | 0 | 0 | 0 | 0 | 0 | 0 |
| ASTURIAS | 1 | 51 | 0 | 0 | 52 | 0 | 1 | 21 | 0 | 0 | 26 | 1 | 2 | 51 |
| ILLES BALEARS | 0 | 8 | 0 | 0 | 8 | 0 | 0 | 4 | 0 | 0 | 4 | 0 | 0 | 8 |
| CANARIAS | 0 | 9 | 0 | 0 | 9 | 1 | 0 | 2 | 0 | 0 | 6 | 0 | 0 | 9 |
| LAS PALMAS | 0 | 0 | 0 | 0 | 0 | 0 | 0 | 0 | 0 | 0 | 0 | 0 | 0 | 0 |
| S.C. TENERIFE | 0 | 9 | 0 | 0 | 9 | 1 | 0 | 2 | 0 | 0 | 6 | 0 | 0 | 9 |
| CANTABRIA | 0 | 20 | 0 | 0 | 20 | 11 | 0 | 0 | 0 | 0 | 9 | 0 | 0 | 20 |
| CASTILLA Y LEÓN | 0 | 134 | 0 | 1 | 135 | 13 | 0 | 50 | 4 | 0 | 67 | 0 | 0 | 134 |
| ÁVILA | 0 | 1 | 0 | 0 | 1 | 0 | 0 | 1 | 0 | 0 | 0 | 0 | 0 | 1 |
| BURGOS | 0 | 14 | 0 | 0 | 14 | 0 | 0 | 5 | 1 | 0 | 8 | 0 | 0 | 14 |
| LEÓN | 0 | 11 | 0 | 0 | 11 | 0 | 0 | 6 | 0 | 0 | 5 | 0 | 0 | 11 |
| PALENCIA | 0 | 11 | 0 | 0 | 11 | 1 | 0 | 6 | 0 | 0 | 4 | 0 | 0 | 11 |
| SALAMANCA | 0 | 44 | 0 | 1 | 45 | 1 | 0 | 19 | 3 | 0 | 21 | 0 | 0 | 44 |
| SEGOVIA | 0 | 12 | 0 | 0 | 12 | 6 | 0 | 5 | 0 | 0 | 1 | 0 | 0 | 12 |
| SORIA | 0 | 11 | 0 | 0 | 11 | 0 | 0 | 3 | 0 | 0 | 8 | 0 | 0 | 11 |
| VALLADOLID | 0 | 19 | 0 | 0 | 19 | 5 | 0 | 2 | 0 | 0 | 12 | 0 | 0 | 19 |
| ZAMORA | 0 | 11 | 0 | 0 | 11 | 0 | 0 | 3 | 0 | 0 | 8 | 0 | 0 | 11 |
| CASTILLA-LA MANCHA | 0 | 79 | 9 | 0 | 88 | 19 | 0 | 33 | 0 | 0 | 27 | 0 | 0 | 79 |
| ALBACETE | 0 | 18 | 9 | 0 | 27 | 4 | 0 | 2 | 0 | 0 | 12 | 0 | 0 | 18 |
| CIUDAD REAL | 0 | 6 | 0 | 0 | 6 | 0 | 0 | 5 | 0 | 0 | 1 | 0 | 0 | 6 |
| CUENCA | 0 | 13 | 0 | 0 | 13 | 0 | 0 | 7 | 0 | 0 | 6 | 0 | 0 | 13 |
| GUADALAJARA | 0 | 13 | 0 | 0 | 13 | 2 | 0 | 5 | 0 | 0 | 6 | 0 | 0 | 13 |
| TOLEDO | 0 | 29 | 0 | 0 | 29 | 13 | 0 | 14 | 0 | 0 | 2 | 0 | 0 | 29 |

(Continúa al dorso)

| CC.AA. Y/O PROVINCIAS | REVISIONES EFECTUADAS | | | | CAUSAS DE EXTINCIÓN DEL DERECHO | | | | | | | | | |
|-----------------------------|-----------------------|----------------------|-----------------|----------|---------------------------------|---------------------|------------------------|----------------------------|-------------------|-----------------------|---------------|-------------------|--------------|--------------|
| | Modifica. Cuantía | Extinción Derecho | Suspensión SGIM | | TOTAL | Recursos Propios | Recursos Familiares | Prestación Incompatible | Ingreso Centro | Pérdida Residencia | Fallecimiento | Grado y Baremo | Alta S.S. | TOTAL |
| | | | Act. Laboral | Otras | | | | | | | | | | |
| CATALUNYA | 0 | 0 | 0 | 0 | 0 | 0 | 0 | 0 | 0 | 0 | 0 | 0 | 0 | 0 |
| BARCELONA | 0 | 0 | 0 | 0 | 0 | 0 | 0 | 0 | 0 | 0 | 0 | 0 | 0 | 0 |
| GIRONA | 0 | 0 | 0 | 0 | 0 | 0 | 0 | 0 | 0 | 0 | 0 | 0 | 0 | 0 |
| LLEIDA | 0 | 0 | 0 | 0 | 0 | 0 | 0 | 0 | 0 | 0 | 0 | 0 | 0 | 0 |
| TARRAGONA | 0 | 0 | 0 | 0 | 0 | 0 | 0 | 0 | 0 | 0 | 0 | 0 | 0 | 0 |
| COMUNIDAD VALENCIANA | 0 | 274 | 2 | 0 | 276 | 17 | 0 | 131 | 0 | 0 | 125 | 1 | 0 | 274 |
| ALICANTE | 0 | 81 | 2 | 0 | 83 | 0 | 0 | 52 | 0 | 0 | 29 | 0 | 0 | 81 |
| CASTELLÓN | 0 | 150 | 0 | 0 | 150 | 0 | 0 | 71 | 0 | 0 | 79 | 0 | 0 | 150 |
| VALENCIA | 0 | 43 | 0 | 0 | 43 | 17 | 0 | 8 | 0 | 0 | 17 | 1 | 0 | 43 |
| EXTREMADURA | 0 | 41 | 0 | 0 | 41 | 0 | 0 | 24 | 0 | 0 | 17 | 0 | 0 | 41 |
| BADAJOS | 0 | 41 | 0 | 0 | 41 | 0 | 0 | 24 | 0 | 0 | 17 | 0 | 0 | 41 |
| CÁCERES | 0 | 0 | 0 | 0 | 0 | 0 | 0 | 0 | 0 | 0 | 0 | 0 | 0 | 0 |
| GALICIA | 0 | 52 | 0 | 1 | 53 | 16 | 3 | 19 | 1 | 0 | 13 | 0 | 0 | 52 |
| A CORUÑA | 0 | 0 | 0 | 0 | 0 | 0 | 0 | 0 | 0 | 0 | 0 | 0 | 0 | 0 |
| LUGO | 0 | 5 | 0 | 0 | 5 | 0 | 0 | 3 | 0 | 0 | 2 | 0 | 0 | 5 |
| OURENSE | 0 | 7 | 0 | 0 | 7 | 1 | 0 | 3 | 0 | 0 | 3 | 0 | 0 | 7 |
| PONTEVEDRA | 0 | 40 | 0 | 1 | 41 | 15 | 3 | 13 | 1 | 0 | 8 | 0 | 0 | 40 |
| MADRID | 0 | 69 | 0 | 0 | 69 | 1 | 0 | 19 | 2 | 0 | 47 | 0 | 0 | 69 |
| MURCIA | 26 | 192 | 0 | 0 | 218 | 4 | 0 | 101 | 0 | 0 | 87 | 0 | 0 | 192 |
| NAVARRA | 0 | 8 | 0 | 0 | 8 | 4 | 0 | 1 | 0 | 0 | 3 | 0 | 0 | 8 |
| PAÍS VASCO | 0 | 16 | 0 | 0 | 16 | 0 | 0 | 4 | 0 | 2 | 7 | 0 | 3 | 16 |
| ÁLAVA | 0 | 1 | 0 | 0 | 1 | 0 | 0 | 1 | 0 | 0 | 0 | 0 | 0 | 1 |
| GUIPÚZCOA | 0 | 0 | 0 | 0 | 0 | 0 | 0 | 0 | 0 | 0 | 0 | 0 | 0 | 0 |
| VIZCAYA | 0 | 15 | 0 | 0 | 15 | 0 | 0 | 3 | 0 | 2 | 7 | 0 | 3 | 15 |
| LA RIOJA | 0 | 11 | 0 | 0 | 11 | 2 | 0 | 5 | 0 | 0 | 4 | 0 | 0 | 11 |
| CEUTA | 0 | 12 | 0 | 0 | 12 | 0 | 1 | 5 | 0 | 0 | 6 | 0 | 0 | 12 |
| MELILLA | 0 | 34 | 0 | 1 | 35 | 0 | 10 | 1 | 0 | 0 | 14 | 0 | 9 | 34 |
| TOTAL ESTADO | 28 | 1.346 | 12 | 9 | 1.395 | 171 | 16 | 560 | 7 | 7 | 569 | 2 | 14 | 1.346 |

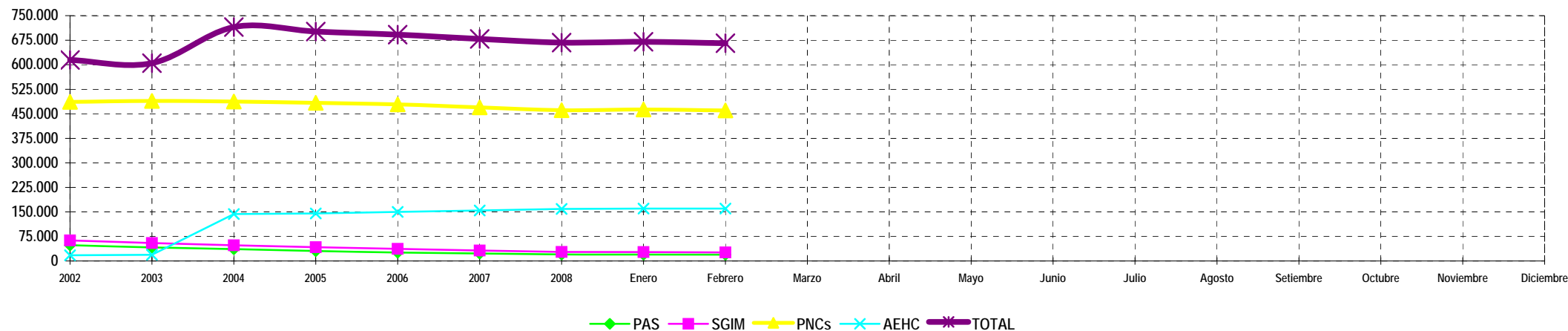
3

SITUACIÓN PRESTACIONES DE NATURALEZA NO CONTRIBUTIVA

SITUACIÓN DE LAS PRESTACIONES DE NATURALEZA NO CONTRIBUTIVA (PNNC)

| | PNNC DE JUBILACIÓN / VEJEZ | | | | PNNC DE INVALIDEZ / ENFERMEDAD | | | | | TOTAL PNNC | | | | |
|------|----------------------------|--------|---------|---------|--------------------------------|--------|---------|---------|---------|------------|--------|---------|---------|---------|
| | PAS | SGIM | PNC | TOTAL | PAS | SGIM | PNC | AEHC | TOTAL | PAS | SGIM | PNCs | AEHC | TOTAL |
| 2002 | 13.467 | 43.340 | 279.432 | 336.239 | 34.824 | 19.364 | 206.814 | 17.409 | 243.587 | 48.291 | 62.704 | 486.246 | 17.409 | 614.650 |
| 2003 | 10.690 | 38.674 | 282.063 | 331.427 | 30.613 | 16.318 | 207.273 | 18.960 | 242.551 | 41.303 | 54.992 | 489.336 | 18.960 | 604.591 |
| 2004 | 8.579 | 34.197 | 280.338 | 323.114 | 27.588 | 13.847 | 206.953 | 143.562 | 364.362 | 36.167 | 48.044 | 487.291 | 143.562 | 715.064 |
| 2005 | 6.578 | 30.564 | 278.556 | 315.698 | 23.965 | 11.713 | 204.686 | 145.391 | 361.790 | 30.543 | 42.277 | 483.242 | 145.391 | 701.453 |
| 2006 | 4.954 | 27.007 | 274.266 | 306.227 | 21.012 | 9.993 | 204.373 | 150.154 | 364.520 | 25.966 | 37.000 | 478.639 | 150.154 | 691.759 |
| 2007 | 4.041 | 23.680 | 267.702 | 295.423 | 18.743 | 8.333 | 201.751 | 154.429 | 364.513 | 22.784 | 32.013 | 469.453 | 154.429 | 678.679 |
| 2008 | 3.285 | 20.828 | 262.960 | 287.073 | 16.526 | 6.921 | 197.884 | 159.245 | 380.576 | 19.811 | 27.749 | 460.844 | 159.245 | 667.649 |

| 2008 | | | | | | | | | | | | | | |
|-----------|-------|--------|---------|---------|--------|-------|---------|---------|---------|--------|--------|---------|---------|---------|
| | PAS | SGIM | PNC | TOTAL | PAS | SGIM | PNC | AEHC | TOTAL | PAS | SGIM | PNCs | AEHC | TOTAL |
| Enero | 3.250 | 20.443 | 264.182 | 287.875 | 16.427 | 6.749 | 198.831 | 160.206 | 382.213 | 19.677 | 27.192 | 463.013 | 160.206 | 670.088 |
| Febrero | 3.174 | 19.598 | 262.845 | 285.617 | 16.224 | 6.383 | 197.382 | 160.206 | 380.195 | 19.398 | 25.981 | 460.227 | 160.206 | 665.812 |
| Marzo | | | | | | | | | | | | | | |
| Abril | | | | | | | | | | | | | | |
| Mayo | | | | | | | | | | | | | | |
| Junio | | | | | | | | | | | | | | |
| Julio | | | | | | | | | | | | | | |
| Agosto | | | | | | | | | | | | | | |
| Setiembre | | | | | | | | | | | | | | |
| Octubre | | | | | | | | | | | | | | |
| Noviembre | | | | | | | | | | | | | | |
| Diciembre | | | | | | | | | | | | | | |



NOTA: Conforme se disponga de la totalidad de los datos mensuales, se procederá a la actualización del respectivo mes.

4

COMPLEMENTO POR ALQUILER PNC DEL AÑO 2008

**INFORME SOBRE PAGO Y LA GESTIÓN DEL COMPLEMENTO POR
ALQUILER PARA EL AÑO 2008 A FAVOR DE LOS PENSIONISTAS NO
CONTRIBUTIVOS**

1 INTRODUCCIÓN

El artículo 41.2 de la Ley 51/2007, de 26 de diciembre, de Presupuestos Generales del Estado para el año 2008, establece para dicho año un complemento de pensión dirigido a aquellos pensionistas de jubilación o invalidez de la Seguridad Social, en su modalidad no contributiva, que acrediten fehacientemente carecer de vivienda en propiedad y residir, como residencia habitual, en una vivienda alquilada, autorizando al Gobierno a dictar las normas necesarias para regular el procedimiento de solicitud, reconocimiento y abono de este complemento. La cuantía de este complemento asciende a 357 euros que se devenga anualmente y se abona en un único pago.

El Real Decreto 1724/2008, de 24 de octubre, modifica el Real Decreto 1400/2007, de 29 de octubre por el que se establecen las normas necesarias para el reconocimiento, tramitación y pago de este complemento que se ha establecido a favor de los titulares de pensión de jubilación o invalidez de la Seguridad Social, en su modalidad no contributiva y prorroga su vigencia para el año 2008.

Para acceder al derecho a este complemento, el pensionista no contributivo, que debe presentar una solicitud específica antes del 31 de diciembre de 2008, debe reunir los siguientes requisitos:

- Tener reconocida una pensión de jubilación e invalidez de la Seguridad Social en su modalidad no contributiva, en la fecha de la solicitud. Si en la misma vivienda conviven dos o más personas que tuvieran reconocida pensión no contributiva, sólo tendrá derecho a este complemento aquel que sea el titular del contrato de arrendamiento o, en caso de ser varios, el primero de ellos.
- Carecer de vivienda en propiedad.
- Ser el arrendatario de la vivienda en la fecha de la solicitud
- No tener relación de parentesco hasta el tercer grado con el arrendador de la vivienda.
- Tener fijada su residencia habitual en la vivienda alquilada. Este requisito se entenderá cumplido si la vigencia del arrendamiento no es inferior a un año y el pensionista haya residido en dicha vivienda durante un periodo mínimo de 180 días en el año del devengo del complemento, periodo en el que igualmente debe haberse percibido la correspondiente pensión no contributiva.

La tramitación y resolución de las solicitudes de este complemento corresponde a los órganos que tengan atribuida la competencia para la gestión de las pensiones no contributivas de la Seguridad Social en las distintas Comunidades Autónomas, Diputaciones Forales del País Vasco y Navarra, así como las Direcciones Territoriales del IMSERSO. El complemento a favor de los pensionistas no contributivos que residan en una vivienda alquilada establecido para el año 2008 se financia con cargo al crédito que para el abono de las pensiones no contributivas de jubilación e invalidez figura en el presupuesto del Instituto de Mayores y Servicios Sociales, abonándose, igualmente, a través de la Tesorería General de la Seguridad Social, excepto para las Comunidades Autónomas de Navarra y el País Vasco.

Los datos sobre la gestión y el pago de este complemento parten de la información facilitada por los distintos órganos gestores de las Comunidades Autónomas y Direcciones Territoriales del IMSERSO y se articula, dentro de cada uno de los aspectos objeto de seguimiento y evaluación, como se detalla a continuación:

- Pago: Número de pagos efectuados e importe total abonado.
- Gestión de las solicitudes: recoge la información en función de parámetros tales como el número de solicitudes presentadas, resoluciones emitidas, causas de denegación, con referencia a datos sobre el sexo y estado civil de los solicitantes en los distintos parámetros analizados.

4.2 PAGO DEL COMPLEMENTO POR ALQUILER PARA EL AÑO 2008 A LOS TITULARES DE PNC

El artículo 9 del referido Real Decreto 1400/2007 establece que este complemento de pensión se hará efectivo con anterioridad al 31 de diciembre respecto a aquellos pensionistas no contributivos que en dicha fecha tuvieran reconocido el derecho al mismo, previendo, no obstante, que a aquellos que no fuera posible su abono en el plazo indicado se le hará efectivo como máximo dentro de los tres meses siguientes.

De este modo, el pago del complemento por alquiler a los pensionistas no contributivos se ha articulado con la elaboración de dos nóminas de carácter extraordinario y específicas, la primera en el mes de diciembre, y, la segunda, en el mes de marzo. Los datos que van a ser objeto de análisis son el resultado de la acumulación de ambas nóminas, conforme a la información facilitada por la Gerencia de Informática de la Seguridad Social y por los órganos gestores competentes en las Comunidades Autónomas de Navarra y el País Vasco, a excepción de la provincia de Álava, de la que no se dispone información.

El número total de complementos por alquiler abonados a los pensionistas no contributivos en todo el Estado español ha alcanzado la cifra de 6.760, de los que el 53,45% tienen reconocida una pensión de jubilación en su modalidad no contributiva. En el cuadro y gráficos siguientes se recogen los datos básicos sobre el pago del complemento por alquiler correspondiente al año 2008:

| COMPLEMENTO ALQUILER PNC AÑO 2008 | PNC DE JUBILACIÓN | | PNC DE INVALIDEZ | | TOTAL COMPLEMENTOS | |
|---|------------------------|--------|------------------|--------|--------------------|---------|
| | NÚMERO DE COMPLEMENTOS | | | | | |
| | 3.613 | 53,45% | 3.147 | 46,55% | 6.760 | 100,00% |
| IMPORTES | 1.289.841 | 53,45% | 1.123.479 | 46,55% | 2.413.320 | 100,00% |

El número total de complementos por alquiler abonados supone que al 1,47% de los pensionistas no contributivos existentes a diciembre de 2008 se les haya reconocido el citado complemento. Si dicha representación se analiza en función del tipo de pensión no contributiva que tiene reconocida el beneficiario del complemento por alquiler es posible concluir que si bien el número de complementos reconocidos a pensionistas no contributivos de jubilación es mayor, la proporción de pensionistas de invalidez que se han beneficiado del mismo es superior, ya que el 1,59% de los pensionistas no contributivos de invalidez existentes a diciembre de 2008 lo han percibido.

El importe total abonado por este concepto en las dos nóminas que de forma específica se han realizado ha ascendido a casi 2 millones y medio de euros.

Por último, se considera necesario destacar que el número de complementos por alquiler correspondiente al año 2008 se ha visto reducido a algo más de la mitad si se comparan con los datos relativos al año 2007.

4.3 GESTIÓN DE LAS SOLICITUDES DEL COMPLEMENTO POR ALQUILER PARA EL AÑO 2008 A LOS TITULARES DE PNC

El seguimiento de la gestión de las solicitudes del complemento por alquiler para el año 2008 se efectúa mediante el análisis de los parámetros básicos facilitados por los distintos órganos gestores, salvo la Diputación Foral de Álava, relativos al número de solicitudes formuladas, al número de resoluciones emitidas y el contenido de las mismas, cuyas cifras globales se muestran en el cuadro que figura a continuación, si bien las mismas se desglosan por Comunidades Autónomas y provincias en los anexos 86 a 89. Igualmente, van a ser objeto de análisis las variables del sexo y estado civil de los interesados en este proceso de gestión y para cada uno de los parámetros indicados, cuya distribución provincial figura en los anexos 90 y 91.

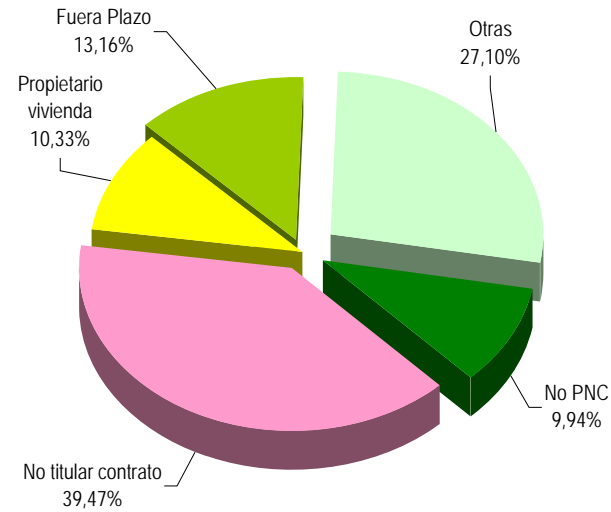
| GESTIÓN DEL COMPLEMENTO POR ALQUILER PARA TITULARES DE PNC | | | | | | | | |
|--|---------|---------|--------|-----------------------|-----------|-----------|------------|--------|
| SOLICITUDES PRESENTADAS | | | | RESOLUCIONES EMITIDAS | | | | |
| PNC JUB. | PNC INV | SIN PNC | TOTAL | APROBADAS | DENEGADAS | CADUCADAS | DESISTIDAS | TOTAL |
| 4.747 | 5.127 | 269 | 10.143 | 7.419 | 2.546 | 83 | 95 | 10.143 |

Si se analizan cada uno de los aspectos de la gestión unido a las variables de edad y sexo de los interesados se obtienen los siguientes resultados:

- Se han presentado un total de 10.143 solicitudes, de las que el 50,55% corresponde a PNC de invalidez. La preeminencia femenina es uno de los rasgos que definen al pensionista no contributivo y la misma se refleja en que el 66,72% de las solicitudes han sido formuladas por mujeres. Si se utiliza como variable el estado civil del solicitante del complemento se obtiene como resultado que éste se encuentra preferentemente casado.
- El mayor número de solicitudes presentadas por pensionistas no contributivos de invalidez se traduce en una cifra superior de reconocimientos del derecho al complemento entre los mismos, y a un coeficiente de reconocimiento del 78,82%, mientras que en jubilación el 71,16% de las solicitudes presentadas por pensionistas de jubilación ha dado lugar al reconocimiento del complemento. No obstante, tratamiento como jubilación de los complementos abonados a pensionistas de invalidez mayores de 65 años, da como resultado que el número de pagos efectuados a pensionistas no contributivos de jubilación haya sido superior.

El mayor peso de las mujeres y de los casados entre los solicitantes del complemento se refleja igualmente si se analizan estas variables respecto a las resoluciones por las se reconoce el derecho al mismo, reflejando unas participaciones muy similares.

- De las 10.143 solicitudes resueltas, el 25,10% han denegado el derecho al complemento por alquiler. Las causas que han motivado las denegaciones contenidas en las 2.546 resoluciones se reflejan en el gráfico siguiente, del que es posible concluir que el complemento por alquiler ha sido denegado preferentemente porque el pensionista no contributivo no es el titular del contrato de arrendamiento seguido a bastante distancia de presentar la solicitud fuera de plazo.



Causas de denegación del complemento por alquiler

Nuevamente las mujeres y los casados son los que mayor peso tienen entre los solicitantes a los que se les ha denegado el derecho al complemento, si bien es posible resaltar que las proporciones que reflejan los casados son superiores a las que registran respecto al total de solicitudes y de resoluciones aprobatorias.



4a DATOS SOBRE BENEFICIARIOS Y PAGO DEL COMPLEMENTO

PENSIONES NO CONTRIBUTIVAS DE LA SEGURIDAD SOCIAL

COMPLEMENTO ALQUILER AÑO 2008

| CC.AA. Y/O PROVINCIAS | PENSIONISTAS DE JUBILACIÓN | | PENSIONISTAS DE INVALIDEZ | | TOTAL | |
|-----------------------------|----------------------------|------------------|---------------------------|------------------|---------------------------|-------------------|
| | NÚMERO DE COMPLEMENTOS | IMPORTE BRUTO | NÚMERO DE COMPLEMENTOS | IMPORTE BRUTO | NÚMERO DE COMPLEMENTOS | IMPORTE BRUTO |
| ANDALUCÍA | 924 | 329.868,00 | 671 | 239.547,00 | 1.595 | 569.415,00 |
| ALMERÍA | 36 | 12.852,00 | 25 | 8.925,00 | 61 | 21.777,00 |
| CÁDIZ | 139 | 49.623,00 | 262 | 93.534,00 | 401 | 143.157,00 |
| CÓRDOBA | 56 | 19.992,00 | 98 | 34.986,00 | 154 | 54.978,00 |
| GRANADA | 77 | 27.489,00 | 81 | 28.917,00 | 158 | 56.406,00 |
| HUELVA | 75 | 26.775,00 | 2 | 714,00 | 77 | 27.489,00 |
| JAÉN | 34 | 12.138,00 | 35 | 12.495,00 | 69 | 24.633,00 |
| MÁLAGA | 407 | 145.299,00 | 54 | 19.278,00 | 461 | 164.577,00 |
| SEVILLA | 100 | 35.700,00 | 114 | 40.698,00 | 214 | 76.398,00 |
| ARAGÓN | 56 | 19.992,00 | 28 | 9.996,00 | 84 | 29.988,00 |
| HUESCA | 10 | 3.570,00 | 4 | 1.428,00 | 14 | 4.998,00 |
| TERUEL | 7 | 2.499,00 | 1 | 357,00 | 8 | 2.856,00 |
| ZARAGOZA | 39 | 13.923,00 | 23 | 8.211,00 | 62 | 22.134,00 |
| ASTURIAS | 52 | 18.564,00 | 87 | 31.059,00 | 139 | 49.623,00 |
| ILLES BALEARS | 80 | 28.560,00 | 58 | 20.706,00 | 138 | 49.266,00 |
| CANARIAS | 106 | 37.842,00 | 159 | 56.763,00 | 265 | 94.605,00 |
| LAS PALMAS | 23 | 8.211,00 | 25 | 8.925,00 | 48 | 17.136,00 |
| S.C. TENERIFE | 83 | 29.631,00 | 134 | 47.838,00 | 217 | 77.469,00 |
| CANTABRIA | 25 | 8.925,00 | 62 | 22.134,00 | 87 | 31.059,00 |
| CASTILLA Y LEÓN | 267 | 95.319,00 | 211 | 75.327,00 | 478 | 170.646,00 |
| ÁVILA | 6 | 2.142,00 | 9 | 3.213,00 | 15 | 5.355,00 |
| BURGOS | 27 | 9.639,00 | 29 | 10.353,00 | 56 | 19.992,00 |
| LEÓN | 71 | 25.347,00 | 56 | 19.992,00 | 127 | 45.339,00 |
| PALENCIA | 25 | 8.925,00 | 15 | 5.355,00 | 40 | 14.280,00 |
| SALAMANCA | 54 | 19.278,00 | 27 | 9.639,00 | 81 | 28.917,00 |
| SEGOVIA | 10 | 3.570,00 | 12 | 4.284,00 | 22 | 7.854,00 |
| SORIA | 4 | 1.428,00 | 3 | 1.071,00 | 7 | 2.499,00 |
| VALLADOLID | 59 | 21.063,00 | 48 | 17.136,00 | 107 | 38.199,00 |
| ZAMORA | 11 | 3.927,00 | 12 | 4.284,00 | 23 | 8.211,00 |
| CASTILLA-LA MANCHA | 52 | 18.564,00 | 143 | 51.051,00 | 195 | 69.615,00 |
| ALBACETE | 11 | 3.927,00 | 52 | 18.564,00 | 63 | 22.491,00 |
| CIUDAD REAL | 23 | 8.211,00 | 35 | 12.495,00 | 58 | 20.706,00 |
| CUENCA | 1 | 357,00 | 9 | 3.213,00 | 10 | 3.570,00 |
| GUADALAJARA | 6 | 2.142,00 | 27 | 9.639,00 | 33 | 11.781,00 |
| TOLEDO | 11 | 3.927,00 | 20 | 7.140,00 | 31 | 11.067,00 |

| CC.AA. Y/O PROVINCIAS | PENSIONISTAS DE JUBILACIÓN | | PENSIONISTAS DE INVALIDEZ | | TOTAL | |
|-----------------------------|----------------------------|---------------------|---------------------------|---------------------|---------------------------|---------------------|
| | NÚMERO DE COMPLEMENTOS | IMPORTE BRUTO | NÚMERO DE COMPLEMENTOS | IMPORTE BRUTO | NÚMERO DE COMPLEMENTOS | IMPORTE BRUTO |
| CATALUNYA | 362 | 129.234,00 | 356 | 127.092,00 | 718 | 256.326,00 |
| BARCELONA | 294 | 104.958,00 | 279 | 99.603,00 | 573 | 204.561,00 |
| GIRONA | 25 | 8.925,00 | 24 | 8.568,00 | 49 | 17.493,00 |
| LLEIDA | 19 | 6.783,00 | 12 | 4.284,00 | 31 | 11.067,00 |
| TARRAGONA | 24 | 8.568,00 | 41 | 14.637,00 | 65 | 23.205,00 |
| COMUNIDAD VALENCIANA | 203 | 72.471,00 | 215 | 76.755,00 | 418 | 149.226,00 |
| ALICANTE | 61 | 21.777,00 | 45 | 16.065,00 | 106 | 37.842,00 |
| CASTELLÓN | 17 | 6.069,00 | 31 | 11.067,00 | 48 | 17.136,00 |
| VALENCIA | 125 | 44.625,00 | 139 | 49.623,00 | 264 | 94.248,00 |
| EXTREMADURA | 19 | 6.783,00 | 52 | 18.564,00 | 71 | 25.347,00 |
| BADAJOS | 9 | 3.213,00 | 30 | 10.710,00 | 39 | 13.923,00 |
| CÁCERES | 10 | 3.570,00 | 22 | 7.854,00 | 32 | 11.424,00 |
| GALICIA | 176 | 62.832,00 | 184 | 65.688,00 | 360 | 128.520,00 |
| A CORUÑA | 76 | 27.132,00 | 85 | 30.345,00 | 161 | 57.477,00 |
| LUGO | 17 | 6.069,00 | 29 | 10.353,00 | 46 | 16.422,00 |
| OURENSE | 25 | 8.925,00 | 19 | 6.783,00 | 44 | 15.708,00 |
| PONTEVEDRA | 58 | 20.706,00 | 51 | 18.207,00 | 109 | 38.913,00 |
| MADRID | 1.087 | 388.059,00 | 714 | 254.898,00 | 1.801 | 642.957,00 |
| MURCIA | 14 | 4.998,00 | 25 | 8.925,00 | 39 | 13.923,00 |
| NAVARRA | 28 | 9.996,00 | 20 | 7.140,00 | 48 | 17.136,00 |
| PAÍS VASCO | 92 | 32.844,00 | 104 | 37.128,00 | 196 | 69.972,00 |
| ÁLAVA (1) | | | | | | |
| GUIPÚZCOA | 87 | 31.059,00 | 97 | 34.629,00 | 184 | 65.688,00 |
| VIZCAYA | 5 | 1.785,00 | 7 | 2.499,00 | 12 | 4.284,00 |
| LA RIOJA | 18 | 6.426,00 | 12 | 4.284,00 | 30 | 10.710,00 |
| CEUTA | 27 | 9.639,00 | 8 | 2.856,00 | 35 | 12.495,00 |
| MELILLA | 25 | 8.925,00 | 38 | 13.566,00 | 63 | 22.491,00 |
| TOTAL ESTADO | 3.613 | 1.289.841,00 | 3.147 | 1.123.479,00 | 6.760 | 2.413.320,00 |

* Pago efectuado por la Tesorería General de la Seguridad Social, excepto Navarra y País Vasco que es realizado por sus Gobiernos Autónomos respectivos.

(1) Datos no facilitados

4b DATOS DE GESTIÓN

PENSIÓN NO CONTRIBUTIVA

COMPLEMENTO POR ALQUILER CORRESPONDIENTE AL AÑO 2008

DATOS DE GESTIÓN

| CC.AA. Y/O PROVINCIAS | SOLICITUDES PRESENTADAS | | | | SOLICITUDES RESUELTAS | | | | | | | | | |
|-----------------------------|----------------------------|------------|-----------|--------------|-----------------------|------------|--------------|------------|------------|-----------|------------|-----------|------------|--------------|
| | JUBILACIÓN | INVALIDEZ | SIN PNC | TOTAL | APROBADAS | | | DENEGADAS | | | | CADUCADAS | DESISTIDAS | TOTAL |
| | | | | | JUBILACIÓN | INVALIDEZ | TOTAL | JUBILACIÓN | INVALIDEZ | SIN PNC | TOTAL | | | |
| ANDALUCÍA | 1.100 | 884 | 78 | 2.062 | 1.011 | 767 | 1.778 | 88 | 116 | 78 | 282 | 0 | 2 | 2.062 |
| ALMERÍA | 45 | 31 | 3 | 79 | 37 | 25 | 62 | 7 | 5 | 3 | 15 | 0 | 2 | 79 |
| CÁDIZ | 178 | 378 | 40 | 596 | 176 | 318 | 494 | 22 | 40 | 40 | 102 | 0 | 0 | 596 |
| CÓRDOBA | 76 | 120 | 3 | 199 | 70 | 108 | 178 | 8 | 10 | 3 | 21 | 0 | 0 | 199 |
| GRANADA | 81 | 89 | 9 | 179 | 77 | 81 | 158 | 6 | 6 | 9 | 21 | 0 | 0 | 179 |
| HUELVA | 85 | 6 | 0 | 91 | 75 | 2 | 77 | 6 | 8 | 0 | 14 | 0 | 0 | 91 |
| JAÉN | 36 | 35 | 2 | 73 | 35 | 34 | 69 | 1 | 1 | 2 | 4 | 0 | 0 | 73 |
| MÁLAGA | 449 | 55 | 8 | 512 | 413 | 55 | 468 | 18 | 18 | 8 | 44 | 0 | 0 | 512 |
| SEVILLA | 150 | 170 | 13 | 333 | 128 | 144 | 272 | 20 | 28 | 13 | 61 | 0 | 0 | 333 |
| ARAGÓN | 42 | 57 | 3 | 102 | 36 | 48 | 84 | 6 | 9 | 3 | 18 | 0 | 0 | 102 |
| HUESCA | 9 | 8 | 2 | 19 | 7 | 7 | 14 | 2 | 1 | 2 | 5 | 0 | 0 | 19 |
| TERUEL | 5 | 4 | 0 | 9 | 5 | 3 | 8 | 0 | 1 | 0 | 1 | 0 | 0 | 9 |
| ZARAGOZA | 28 | 45 | 1 | 74 | 24 | 38 | 62 | 4 | 7 | 1 | 12 | 0 | 0 | 74 |
| ASTURIAS | 25 | 130 | 5 | 160 | 22 | 118 | 140 | 0 | 12 | 5 | 17 | 3 | 0 | 160 |
| ILLES BALEARS | 39 | 104 | 11 | 154 | 39 | 99 | 138 | 0 | 5 | 11 | 16 | 0 | 0 | 154 |
| CANARIAS | 86 | 283 | 8 | 377 | 80 | 231 | 311 | 2 | 28 | 8 | 38 | 28 | 0 | 377 |
| LAS PALMAS | 35 | 73 | 4 | 112 | 33 | 54 | 87 | 0 | 10 | 4 | 14 | 11 | 0 | 112 |
| S.C. TENERIFE | 51 | 210 | 4 | 265 | 47 | 177 | 224 | 2 | 18 | 4 | 24 | 17 | 0 | 265 |
| CANTABRIA | 14 | 92 | 0 | 106 | 11 | 76 | 87 | 2 | 13 | 0 | 15 | 0 | 4 | 106 |
| CASTILLA Y LEÓN | 291 | 353 | 2 | 646 | 221 | 257 | 478 | 59 | 81 | 3 | 143 | 1 | 24 | 646 |
| ÁVILA | 12 | 13 | 0 | 25 | 4 | 11 | 15 | 8 | 2 | 0 | 10 | 0 | 0 | 25 |
| BURGOS | 23 | 47 | 0 | 70 | 19 | 37 | 56 | 3 | 7 | 0 | 10 | 0 | 4 | 70 |
| LEÓN | 73 | 85 | 0 | 158 | 57 | 70 | 127 | 12 | 14 | 0 | 26 | 0 | 5 | 158 |
| PALENCIA | 25 | 20 | 0 | 45 | 22 | 18 | 40 | 2 | 2 | 0 | 4 | 0 | 1 | 45 |
| SALAMANCA | 63 | 57 | 0 | 120 | 48 | 33 | 81 | 12 | 22 | 0 | 34 | 0 | 5 | 120 |
| SEGOVIA | 11 | 19 | 0 | 30 | 6 | 16 | 22 | 5 | 3 | 0 | 8 | 0 | 0 | 30 |
| SORIA | 4 | 5 | 0 | 9 | 4 | 3 | 7 | 0 | 2 | 0 | 2 | 0 | 0 | 9 |
| VALLADOLID | 64 | 81 | 2 | 147 | 51 | 56 | 107 | 12 | 17 | 3 | 32 | 1 | 7 | 147 |
| ZAMORA | 16 | 26 | 0 | 42 | 10 | 13 | 23 | 5 | 12 | 0 | 17 | 0 | 2 | 42 |
| CASTILLA-LA MANCHA | 220 | 66 | 18 | 304 | 143 | 53 | 196 | 60 | 9 | 18 | 87 | 17 | 4 | 304 |
| ALBACETE | 72 | 20 | 6 | 98 | 52 | 12 | 64 | 11 | 4 | 6 | 21 | 13 | 0 | 98 |
| CIUDAD REAL | 57 | 23 | 0 | 80 | 35 | 23 | 58 | 18 | 0 | 0 | 18 | 0 | 4 | 80 |
| CUENCA | 19 | 1 | 1 | 21 | 9 | 1 | 10 | 10 | 0 | 1 | 11 | 0 | 0 | 21 |
| GUADALAJARA | 32 | 6 | 4 | 42 | 27 | 6 | 33 | 3 | 0 | 4 | 7 | 2 | 0 | 42 |
| TOLEDO | 40 | 16 | 7 | 63 | 20 | 11 | 31 | 18 | 5 | 7 | 30 | 2 | 0 | 63 |

(Continúa al dorso)

| CC.AA. Y/O PROVINCIAS | SOLICITUDES PRESENTADAS | | | | SOLICITUDES RESUELTAS | | | | | | | | | |
|-----------------------------|----------------------------|--------------|------------|---------------|-----------------------|--------------|--------------|--------------|--------------|------------|--------------|-----------|------------|---------------|
| | | | | | APROBADAS | | | DENEGADAS | | | | CADUCADAS | DESISTIDAS | TOTAL |
| | JUBILACIÓN | INVALIDEZ | SIN PNC | TOTAL | JUBILACIÓN | INVALIDEZ | TOTAL | JUBILACIÓN | INVALIDEZ | SIN PNC | TOTAL | | | |
| CATALUNYA | 635 | 249 | 46 | 930 | 294 | 424 | 718 | 56 | 110 | 46 | 212 | 0 | 0 | 930 |
| BARCELONA | 570 | 135 | 35 | 740 | 235 | 335 | 570 | 50 | 85 | 35 | 170 | 0 | 0 | 740 |
| GIRONA | 22 | 40 | 3 | 65 | 20 | 31 | 51 | 2 | 9 | 3 | 14 | 0 | 0 | 65 |
| LLEIDA | 14 | 25 | 2 | 41 | 13 | 19 | 32 | 1 | 6 | 2 | 9 | 0 | 0 | 41 |
| TARRAGONA | 29 | 49 | 6 | 84 | 26 | 39 | 65 | 3 | 10 | 6 | 19 | 0 | 0 | 84 |
| COMUNIDAD VALENCIANA | 163 | 355 | 49 | 567 | 140 | 282 | 422 | 19 | 56 | 48 | 123 | 22 | 0 | 567 |
| ALICANTE | 53 | 85 | 21 | 159 | 47 | 63 | 110 | 6 | 13 | 21 | 40 | 9 | 0 | 159 |
| CASTELLÓN | 14 | 49 | 2 | 65 | 10 | 38 | 48 | 3 | 9 | 2 | 14 | 3 | 0 | 65 |
| VALENCIA | 96 | 221 | 26 | 343 | 83 | 181 | 264 | 10 | 34 | 25 | 69 | 10 | 0 | 343 |
| EXTREMADURA | 76 | 219 | 0 | 295 | 55 | 160 | 215 | 14 | 39 | 0 | 53 | 0 | 27 | 295 |
| BADAJOS | 44 | 137 | 0 | 181 | 37 | 112 | 149 | 3 | 16 | 0 | 19 | 0 | 13 | 181 |
| CÁCERES | 32 | 82 | 0 | 114 | 18 | 48 | 66 | 11 | 23 | 0 | 34 | 0 | 14 | 114 |
| GALICIA | 155 | 273 | 13 | 441 | 137 | 225 | 362 | 16 | 45 | 13 | 74 | 5 | 0 | 441 |
| A CORUÑA | 66 | 134 | 5 | 205 | 56 | 105 | 161 | 9 | 27 | 5 | 41 | 3 | 0 | 205 |
| LUGO | 17 | 38 | 2 | 57 | 15 | 33 | 48 | 1 | 5 | 2 | 8 | 1 | 0 | 57 |
| OURENSE | 22 | 30 | 4 | 56 | 17 | 27 | 44 | 5 | 2 | 4 | 11 | 1 | 0 | 56 |
| PONTEVEDRA | 50 | 71 | 2 | 123 | 49 | 60 | 109 | 1 | 11 | 2 | 14 | 0 | 0 | 123 |
| MADRID | 1.710 | 1.776 | 33 | 3.519 | 1.023 | 1.055 | 2.078 | 687 | 721 | 0 | 1.408 | 0 | 33 | 3.519 |
| MURCIA | 7 | 38 | 0 | 45 | 6 | 34 | 40 | 1 | 4 | 0 | 5 | 0 | 0 | 45 |
| NAVARRA | 29 | 22 | 0 | 51 | 28 | 20 | 48 | 2 | 1 | 0 | 3 | 0 | 0 | 51 |
| PAÍS VASCO | 109 | 128 | 0 | 237 | 92 | 104 | 196 | 15 | 21 | 0 | 36 | 5 | 0 | 237 |
| ÁLAVA | 0 | 0 | 0 | 0 | 0 | 0 | 0 | 0 | 0 | 0 | 0 | 0 | 0 | 0 |
| GUIPÚZCOA | 104 | 120 | 0 | 224 | 87 | 97 | 184 | 15 | 20 | 0 | 35 | 5 | 0 | 224 |
| VIZCAYA | 5 | 8 | 0 | 13 | 5 | 7 | 12 | 0 | 1 | 0 | 1 | 0 | 0 | 13 |
| LA RIOJA | 19 | 20 | 0 | 39 | 15 | 15 | 30 | 5 | 4 | 0 | 9 | 0 | 0 | 39 |
| CEUTA | 13 | 26 | 1 | 40 | 12 | 23 | 35 | 1 | 1 | 1 | 3 | 1 | 1 | 40 |
| MELILLA | 14 | 52 | 2 | 68 | 13 | 50 | 63 | 0 | 2 | 2 | 4 | 1 | 0 | 68 |
| TOTAL ESTADO | 4.747 | 5.127 | 269 | 10.143 | 3.378 | 4.041 | 7.419 | 1.033 | 1.277 | 236 | 2.546 | 83 | 95 | 10.143 |

PENSIÓN NO CONTRIBUTIVA COMPLEMENTO POR ALQUILER CORRESPONDIENTE AL AÑO 2008 CAUSAS DE DENEGACIÓN

| CC.AA. Y/O PROVINCIAS | NO TITULAR PNC | NO SER TITULAR DEL CONTRATO | TENER VIVIENDA PROPIA | NO SER PRIMER TITULAR | PARENTESCO MENOR AL TERCER GRADO | VIVIENDA HABITUAL | | | NO RESIDIR EN VIVIENDA ALQUILADA | SOLICITUD FUERA PLAZO | TOTAL CAUSAS DENEGACIÓN |
|-----------------------------|----------------------|-----------------------------------|-----------------------------|-----------------------------|--|----------------------------|---------------------------|-------------------------------|--|-----------------------------|-------------------------------|
| | | | | | | CONTRATO INFERIOR 1 AÑO | RESIDIR MENOS 180 DIAS | TITULAR PNC MENOS 180 DÍAS | | | |
| ANDALUCÍA | 77 | 60 | 30 | 22 | 1 | 4 | 23 | 12 | 12 | 41 | 282 |
| ALMERÍA | 2 | 3 | 2 | 0 | 0 | 0 | 2 | 0 | 0 | 6 | 15 |
| CÁDIZ | 40 | 20 | 12 | 8 | 0 | 0 | 0 | 0 | 2 | 20 | 102 |
| CÓRDOBA | 3 | 4 | 2 | 0 | 0 | 0 | 6 | 1 | 0 | 5 | 21 |
| GRANADA | 9 | 3 | 0 | 0 | 1 | 1 | 3 | 1 | 0 | 3 | 21 |
| HUELVA | 0 | 7 | 5 | 0 | 0 | 0 | 0 | 0 | 2 | 0 | 14 |
| JAÉN | 2 | 1 | 1 | 0 | 0 | 0 | 0 | 0 | 0 | 0 | 4 |
| MÁLAGA | 8 | 8 | 0 | 10 | 0 | 0 | 7 | 3 | 8 | 0 | 44 |
| SEVILLA | 13 | 14 | 8 | 4 | 0 | 3 | 5 | 7 | 0 | 7 | 61 |
| ARAGÓN | 3 | 1 | 1 | 1 | 0 | 0 | 1 | 1 | 0 | 10 | 18 |
| HUESCA | 2 | 0 | 0 | 0 | 0 | 0 | 1 | 1 | 0 | 1 | 5 |
| TERUEL | 0 | 0 | 0 | 0 | 0 | 0 | 0 | 0 | 0 | 1 | 1 |
| ZARAGOZA | 1 | 1 | 1 | 1 | 0 | 0 | 0 | 0 | 0 | 8 | 12 |
| ASTURIAS | 5 | 3 | 1 | 0 | 0 | 0 | 0 | 1 | 0 | 7 | 17 |
| ILLES BALEARS | 11 | 1 | 0 | 0 | 0 | 0 | 0 | 0 | 1 | 3 | 16 |
| CANARIAS | 8 | 7 | 5 | 0 | 1 | 2 | 1 | 6 | 1 | 7 | 38 |
| LAS PALMAS | 4 | 2 | 1 | 0 | 1 | 1 | 1 | 0 | 1 | 3 | 14 |
| S.C. TENERIFE | 4 | 5 | 4 | 0 | 0 | 1 | 0 | 6 | 0 | 4 | 24 |
| CANTABRIA | 1 | 0 | 0 | 0 | 0 | 3 | 9 | 1 | 1 | 0 | 15 |
| CASTILLA Y LEÓN | 8 | 43 | 20 | 0 | 1 | 6 | 16 | 14 | 18 | 17 | 143 |
| ÁVILA | 0 | 4 | 0 | 0 | 0 | 1 | 0 | 0 | 0 | 5 | 10 |
| BURGOS | 0 | 5 | 2 | 0 | 0 | 0 | 1 | 0 | 1 | 1 | 10 |
| LEÓN | 1 | 14 | 3 | 0 | 0 | 0 | 4 | 3 | 1 | 0 | 26 |
| PALENCIA | 0 | 0 | 1 | 0 | 0 | 0 | 1 | 1 | 1 | 0 | 4 |
| SALAMANCA | 2 | 13 | 4 | 0 | 1 | 1 | 4 | 5 | 2 | 2 | 34 |
| SEGOVIA | 1 | 0 | 1 | 0 | 0 | 0 | 1 | 2 | 2 | 1 | 8 |
| SORIA | 0 | 0 | 1 | 0 | 0 | 0 | 0 | 0 | 1 | 0 | 2 |
| VALLADOLID | 2 | 4 | 5 | 0 | 0 | 4 | 0 | 3 | 9 | 5 | 32 |
| ZAMORA | 2 | 3 | 3 | 0 | 0 | 0 | 5 | 0 | 1 | 3 | 17 |
| CASTILLA-LA MANCHA | 11 | 0 | 6 | 1 | 1 | 4 | 9 | 8 | 20 | 27 | 87 |
| ALBACETE | 4 | 0 | 4 | 1 | 0 | 1 | 2 | 5 | 4 | 0 | 21 |
| CIUDAD REAL | 0 | 0 | 2 | 0 | 1 | 2 | 2 | 0 | 8 | 3 | 18 |
| CUENCA | 1 | 0 | 0 | 0 | 0 | 1 | 3 | 1 | 1 | 4 | 11 |
| GUADALAJARA | 4 | 0 | 0 | 0 | 0 | 0 | 0 | 0 | 1 | 2 | 7 |
| TOLEDO | 2 | 0 | 0 | 0 | 0 | 0 | 2 | 2 | 6 | 18 | 30 |

(Continúa al dorso)

| CC.AA. ICO PROVINCIAS | NO TITULAR PNC | NO SER TITULAR DEL CONTRATO | TENER VIVIENDA PROPIA | NO SER PRIMER TITULAR | PARENTESCO MENOR AL TERCER GRADO | VIVIENDA HABITUAL | | | NO RESIDIR EN VIVIENDA ALQUILADA | SOLICITUD FUERA PLAZO | TOTAL CAUSAS DENEGACIÓN |
|-----------------------------|----------------------|-----------------------------------|-----------------------------|-----------------------------|--|----------------------------|---------------------------|-------------------------------|--|-----------------------------|-------------------------------|
| | | | | | | CONTRATO INFERIOR 1 AÑO | RESIDIR MENOS 180 DIAS | TITULAR PNC MENOS 180 DÍAS | | | |
| CATALUNYA | 46 | 12 | 0 | 0 | 15 | 0 | 8 | 2 | 83 | 46 | 212 |
| BARCELONA | 35 | 12 | 0 | 0 | 12 | 0 | 5 | 2 | 66 | 38 | 170 |
| GIRONA | 3 | 0 | 0 | 0 | 1 | 0 | 1 | 0 | 5 | 4 | 14 |
| LLEIDA | 2 | 0 | 0 | 0 | 0 | 0 | 1 | 0 | 3 | 3 | 9 |
| TARRAGONA | 6 | 0 | 0 | 0 | 2 | 0 | 1 | 0 | 9 | 1 | 19 |
| COMUNIDAD VALENCIANA | 49 | 5 | 35 | 0 | 1 | 0 | 14 | 0 | 4 | 15 | 123 |
| ALICANTE | 21 | 2 | 14 | 0 | 0 | 0 | 0 | 0 | 2 | 1 | 40 |
| CASTELLÓN | 2 | 0 | 7 | 0 | 0 | 0 | 4 | 0 | 0 | 1 | 14 |
| VALENCIA | 26 | 3 | 14 | 0 | 1 | 0 | 10 | 0 | 2 | 13 | 69 |
| EXTREMADURA | 0 | 19 | 2 | 0 | 0 | 1 | 10 | 6 | 0 | 15 | 53 |
| BADAJOZ | 0 | 9 | 0 | 0 | 0 | 0 | 0 | 2 | 0 | 8 | 19 |
| CÁCERES | 0 | 10 | 2 | 0 | 0 | 1 | 10 | 4 | 0 | 7 | 34 |
| GALICIA | 13 | 4 | 21 | 2 | 2 | 10 | 4 | 5 | 1 | 12 | 74 |
| A CORUÑA | 5 | 4 | 12 | 2 | 2 | 7 | 1 | 4 | 1 | 3 | 41 |
| LUGO | 2 | 0 | 2 | 0 | 0 | 0 | 0 | 0 | 0 | 4 | 8 |
| OURENSE | 4 | 0 | 3 | 0 | 0 | 1 | 2 | 1 | 0 | 0 | 11 |
| PONTEVEDRA | 2 | 0 | 4 | 0 | 0 | 2 | 1 | 0 | 0 | 5 | 14 |
| MADRID | 15 | 834 | 140 | 48 | 28 | 112 | 41 | 20 | 52 | 118 | 1.408 |
| MURCIA | 0 | 0 | 0 | 0 | 1 | 1 | 1 | 0 | 0 | 2 | 5 |
| NAVARRA | 0 | 0 | 0 | 1 | 0 | 1 | 0 | 0 | 1 | 0 | 3 |
| PAÍS VASCO | 4 | 12 | 1 | 1 | 0 | 2 | 3 | 0 | 0 | 13 | 36 |
| ÁLAVA | 0 | 0 | 0 | 0 | 0 | 0 | 0 | 0 | 0 | 0 | 0 |
| GUIPÚZCOA | 4 | 12 | 1 | 1 | 0 | 2 | 3 | 0 | 0 | 12 | 35 |
| VIZCAYA | 0 | 0 | 0 | 0 | 0 | 0 | 0 | 0 | 0 | 1 | 1 |
| LA RIOJA | 0 | 3 | 1 | 0 | 2 | 1 | 2 | 0 | 0 | 0 | 9 |
| CEUTA | 0 | 0 | 0 | 0 | 0 | 0 | 1 | 0 | 0 | 2 | 3 |
| MELILLA | 2 | 1 | 0 | 0 | 0 | 0 | 1 | 0 | 0 | 0 | 4 |

| | | | | | | | | | | | |
|--------------|-----|-------|-----|----|----|-----|-----|----|-----|-----|-------|
| TOTAL ESTADO | 253 | 1.005 | 263 | 76 | 53 | 147 | 144 | 76 | 194 | 335 | 2.546 |
|--------------|-----|-------|-----|----|----|-----|-----|----|-----|-----|-------|

PENSIÓN NO CONTRIBUTIVA COMPLEMENTO POR ALQUILER CORRESPONDIENTE AL AÑO 2008 DATOS SOBRE SEXO Y ESTADO CIVIL

| CC.AA. Y/O PROVINCIAS | SOLICITANTES | | | | | | | | BENEFICIARIOS | | | | | | | | SOLICITUDES DENEGADAS | | | | | | | |
|-----------------------------|--------------|--------------|--------------|--------------|--------------|------------|------------|--------------|---------------|--------------|--------------|--------------|------------|-----------|------------|--------------|-----------------------|------------|------------|--------------|------------|-----------|-----------|------------|
| | SEXO | | | ESTADO CIVIL | | | | | SEXO | | | ESTADO CIVIL | | | | | SEXO | | | ESTADO CIVIL | | | | |
| | Hombres | Mujeres | TOTAL | Solteros/as | Casados/as | Viudos/as | Otros | TOTAL | Hombres | Mujeres | TOTAL | Solteros/as | Casados/as | Viudos/as | Otros | TOTAL | Hombres | Mujeres | TOTAL | Solteros/as | Casados/as | Viudos/as | Otros | TOTAL |
| ANDALUCÍA | 564 | 1.498 | 2.062 | 713 | 1.103 | 102 | 144 | 2.062 | 486 | 1.292 | 1.778 | 616 | 949 | 87 | 126 | 1.778 | 78 | 204 | 282 | 96 | 151 | 14 | 21 | 282 |
| ALMERÍA | 22 | 57 | 79 | 27 | 42 | 4 | 6 | 79 | 17 | 45 | 62 | 21 | 33 | 3 | 5 | 62 | 4 | 11 | 15 | 5 | 8 | 1 | 1 | 15 |
| CÁDIZ | 163 | 433 | 596 | 206 | 319 | 29 | 42 | 596 | 135 | 359 | 494 | 171 | 264 | 24 | 35 | 494 | 28 | 74 | 102 | 35 | 55 | 5 | 7 | 102 |
| CÓRDOBA | 54 | 145 | 199 | 69 | 106 | 10 | 14 | 199 | 49 | 129 | 178 | 62 | 95 | 9 | 12 | 178 | 6 | 15 | 21 | 7 | 11 | 1 | 2 | 21 |
| GRANADA | 49 | 130 | 179 | 62 | 96 | 9 | 12 | 179 | 43 | 115 | 158 | 55 | 84 | 8 | 11 | 158 | 6 | 15 | 21 | 7 | 11 | 1 | 2 | 21 |
| HUELVA | 25 | 66 | 91 | 31 | 49 | 5 | 6 | 91 | 21 | 56 | 77 | 27 | 41 | 4 | 5 | 77 | 4 | 10 | 14 | 5 | 7 | 1 | 1 | 14 |
| JAÉN | 20 | 53 | 73 | 25 | 39 | 4 | 5 | 73 | 19 | 50 | 69 | 24 | 37 | 3 | 5 | 69 | 1 | 3 | 4 | 1 | 2 | 0 | 1 | 4 |
| MÁLAGA | 140 | 372 | 512 | 177 | 274 | 25 | 36 | 512 | 128 | 340 | 468 | 162 | 250 | 23 | 33 | 468 | 12 | 32 | 44 | 15 | 24 | 2 | 3 | 44 |
| SEVILLA | 91 | 242 | 333 | 116 | 178 | 16 | 23 | 333 | 74 | 198 | 272 | 94 | 145 | 13 | 20 | 272 | 17 | 44 | 61 | 21 | 33 | 3 | 4 | 61 |
| ARAGÓN | 37 | 65 | 102 | 45 | 24 | 7 | 26 | 102 | 30 | 54 | 84 | 38 | 17 | 6 | 23 | 84 | 7 | 11 | 18 | 7 | 7 | 1 | 3 | 18 |
| HUESCA | 7 | 12 | 19 | 10 | 4 | 1 | 4 | 19 | 5 | 9 | 14 | 8 | 2 | 1 | 3 | 14 | 2 | 3 | 5 | 2 | 2 | 0 | 1 | 5 |
| TERUEL | 3 | 6 | 9 | 5 | 3 | 0 | 1 | 9 | 2 | 6 | 8 | 4 | 3 | 0 | 1 | 8 | 1 | 0 | 1 | 1 | 0 | 0 | 0 | 1 |
| ZARAGOZA | 27 | 47 | 74 | 30 | 17 | 6 | 21 | 74 | 23 | 39 | 62 | 26 | 12 | 5 | 19 | 62 | 4 | 8 | 12 | 4 | 5 | 1 | 2 | 12 |
| ASTURIAS | 56 | 104 | 160 | 51 | 49 | 16 | 44 | 160 | 50 | 90 | 140 | 41 | 45 | 15 | 39 | 140 | 4 | 13 | 17 | 9 | 4 | 0 | 4 | 17 |
| ILLES BALEARS | 43 | 111 | 154 | 92 | 46 | 7 | 9 | 154 | 37 | 101 | 138 | 87 | 36 | 6 | 9 | 138 | 6 | 10 | 16 | 5 | 10 | 1 | 0 | 16 |
| CANARIAS | 90 | 287 | 377 | 128 | 92 | 36 | 121 | 377 | 73 | 238 | 311 | 103 | 76 | 32 | 100 | 311 | 12 | 26 | 38 | 9 | 14 | 1 | 14 | 38 |
| LAS PALMAS | 30 | 82 | 112 | 41 | 27 | 6 | 38 | 112 | 21 | 66 | 87 | 28 | 22 | 5 | 32 | 87 | 5 | 9 | 14 | 5 | 4 | 0 | 5 | 14 |
| S.C. TENERIFE | 60 | 205 | 265 | 87 | 65 | 30 | 83 | 265 | 52 | 172 | 224 | 75 | 54 | 27 | 68 | 224 | 7 | 17 | 24 | 4 | 10 | 1 | 9 | 24 |
| CANTABRIA | 36 | 70 | 106 | 39 | 42 | 4 | 21 | 106 | 31 | 56 | 87 | 31 | 37 | 2 | 17 | 87 | 3 | 12 | 15 | 7 | 4 | 2 | 2 | 15 |
| CASTILLA Y LEÓN | 212 | 434 | 646 | 201 | 229 | 71 | 145 | 646 | 157 | 321 | 478 | 151 | 153 | 61 | 113 | 478 | 48 | 95 | 143 | 43 | 65 | 8 | 27 | 143 |
| ÁVILA | 8 | 17 | 25 | 8 | 13 | 2 | 2 | 25 | 6 | 9 | 15 | 6 | 6 | 2 | 1 | 15 | 2 | 8 | 10 | 2 | 7 | 0 | 1 | 10 |
| BURGOS | 26 | 44 | 70 | 18 | 27 | 10 | 15 | 70 | 21 | 35 | 56 | 14 | 20 | 10 | 12 | 56 | 3 | 7 | 10 | 3 | 4 | 0 | 3 | 10 |
| LEÓN | 56 | 102 | 158 | 40 | 72 | 16 | 30 | 158 | 44 | 83 | 127 | 30 | 57 | 16 | 24 | 127 | 11 | 15 | 26 | 9 | 13 | 0 | 4 | 26 |
| PALENCIA | 14 | 31 | 45 | 13 | 11 | 6 | 15 | 45 | 12 | 28 | 40 | 12 | 10 | 5 | 13 | 40 | 2 | 2 | 4 | 1 | 1 | 1 | 1 | 4 |
| SALAMANCA | 43 | 77 | 120 | 49 | 39 | 12 | 20 | 120 | 31 | 50 | 81 | 34 | 20 | 11 | 16 | 81 | 12 | 22 | 34 | 14 | 16 | 1 | 3 | 34 |
| SEGOVIA | 7 | 23 | 30 | 8 | 9 | 6 | 7 | 30 | 6 | 16 | 22 | 8 | 3 | 6 | 5 | 22 | 1 | 7 | 8 | 0 | 6 | 0 | 2 | 8 |
| SORIA | 2 | 7 | 9 | 4 | 0 | 2 | 3 | 9 | 1 | 6 | 7 | 3 | 0 | 1 | 3 | 7 | 1 | 1 | 2 | 1 | 0 | 1 | 0 | 2 |
| VALLADOLID | 46 | 101 | 147 | 45 | 43 | 14 | 45 | 147 | 31 | 76 | 107 | 34 | 31 | 8 | 34 | 107 | 12 | 20 | 32 | 7 | 11 | 4 | 10 | 32 |
| ZAMORA | 10 | 32 | 42 | 16 | 15 | 3 | 8 | 42 | 5 | 18 | 23 | 10 | 6 | 2 | 5 | 23 | 4 | 13 | 17 | 6 | 7 | 1 | 3 | 17 |
| CASTILLA-LA MANCHA | 204 | 100 | 304 | 70 | 103 | 33 | 98 | 304 | 134 | 62 | 196 | 50 | 64 | 30 | 52 | 196 | 54 | 33 | 87 | 19 | 33 | 3 | 32 | 87 |
| ALBACETE | 67 | 31 | 98 | 17 | 41 | 9 | 31 | 98 | 43 | 21 | 64 | 12 | 26 | 8 | 18 | 64 | 13 | 8 | 21 | 5 | 10 | 1 | 5 | 21 |
| CIUDAD REAL | 47 | 33 | 80 | 22 | 28 | 16 | 14 | 80 | 34 | 24 | 58 | 14 | 17 | 16 | 11 | 58 | 10 | 8 | 18 | 7 | 10 | 0 | 1 | 18 |
| CUENCA | 17 | 4 | 21 | 4 | 12 | 1 | 4 | 21 | 8 | 2 | 10 | 2 | 6 | 1 | 1 | 10 | 9 | 2 | 11 | 2 | 6 | 0 | 3 | 11 |
| GUADALAJARA | 31 | 11 | 42 | 15 | 9 | 2 | 16 | 42 | 28 | 5 | 33 | 14 | 7 | 2 | 10 | 33 | 2 | 5 | 7 | 1 | 2 | 0 | 4 | 7 |
| TOLEDO | 42 | 21 | 63 | 12 | 13 | 5 | 33 | 63 | 21 | 10 | 31 | 8 | 8 | 3 | 12 | 31 | 20 | 10 | 30 | 4 | 5 | 2 | 19 | 30 |

(Continúa al dorso)

| CC.AA. Y/O PROVINCIAS | SOLICITANTES | | | | | | | | | BENEFICIARIOS | | | | | | SOLICITUDES DENEGADAS | | | | | | | | |
|-----------------------------|--------------|---------|-------|--------------|------------|-----------|-------|-------|---------|---------------|-------|--------------|------------|-----------|-------|-----------------------|---------|--------------|-------|-------------|------------|-----------|-------|-------|
| | SEXO | | | ESTADO CIVIL | | | | | SEXO | | | ESTADO CIVIL | | | SEXO | | | ESTADO CIVIL | | | | | | |
| | Hombres | Mujeres | TOTAL | Solteros/as | Casados/as | Viudos/as | Otros | TOTAL | Hombres | Mujeres | TOTAL | Solteros/as | Casados/as | Viudos/as | Otros | TOTAL | Hombres | Mujeres | TOTAL | Solteros/as | Casados/as | Viudos/as | Otros | TOTAL |
| CATALUNYA | 328 | 602 | 930 | 284 | 246 | 98 | 302 | 930 | 250 | 468 | 718 | 258 | 195 | 63 | 202 | 718 | 78 | 134 | 212 | 79 | 54 | 14 | 65 | 212 |
| BARCELONA | 261 | 479 | 740 | 227 | 196 | 78 | 239 | 740 | 200 | 370 | 570 | 210 | 157 | 50 | 153 | 570 | 63 | 107 | 170 | 62 | 42 | 10 | 56 | 170 |
| GIRONA | 23 | 42 | 65 | 20 | 17 | 7 | 21 | 65 | 17 | 34 | 51 | 17 | 12 | 4 | 18 | 51 | 5 | 9 | 14 | 6 | 3 | 2 | 3 | 14 |
| LLEIDA | 15 | 26 | 41 | 12 | 11 | 4 | 14 | 41 | 11 | 21 | 32 | 10 | 7 | 2 | 13 | 32 | 3 | 6 | 9 | 3 | 3 | 1 | 2 | 9 |
| TARRAGONA | 29 | 55 | 84 | 25 | 22 | 9 | 28 | 84 | 22 | 43 | 65 | 21 | 19 | 7 | 18 | 65 | 7 | 12 | 19 | 8 | 6 | 1 | 4 | 19 |
| COM. VALENCIANA | 198 | 369 | 567 | 195 | 201 | 51 | 120 | 567 | 139 | 283 | 422 | 138 | 143 | 43 | 98 | 422 | 45 | 78 | 123 | 49 | 51 | 9 | 14 | 123 |
| ALICANTE | 61 | 98 | 159 | 61 | 53 | 16 | 29 | 159 | 33 | 77 | 110 | 37 | 36 | 15 | 22 | 110 | 18 | 22 | 40 | 23 | 12 | 2 | 3 | 40 |
| CASTELLÓN | 13 | 52 | 65 | 21 | 24 | 4 | 16 | 65 | 12 | 36 | 48 | 15 | 18 | 2 | 13 | 48 | 1 | 13 | 14 | 4 | 6 | 2 | 2 | 14 |
| VALENCIA | 124 | 219 | 343 | 113 | 124 | 31 | 75 | 343 | 94 | 170 | 264 | 86 | 89 | 26 | 63 | 264 | 26 | 43 | 69 | 22 | 33 | 5 | 9 | 69 |
| EXTREMADURA | 108 | 187 | 295 | 90 | 129 | 26 | 50 | 295 | 83 | 132 | 215 | 67 | 87 | 20 | 41 | 215 | 13 | 40 | 53 | 14 | 27 | 6 | 6 | 53 |
| BADAJOS | 61 | 120 | 181 | 53 | 85 | 15 | 28 | 181 | 56 | 93 | 149 | 41 | 66 | 15 | 27 | 149 | 4 | 15 | 19 | 7 | 11 | 0 | 1 | 19 |
| CÁCERES | 47 | 67 | 114 | 37 | 44 | 11 | 22 | 114 | 27 | 39 | 66 | 26 | 21 | 5 | 14 | 66 | 9 | 25 | 34 | 7 | 16 | 6 | 5 | 34 |
| GALICIA | 135 | 306 | 441 | 146 | 146 | 46 | 103 | 441 | 109 | 253 | 362 | 120 | 124 | 37 | 81 | 362 | 26 | 48 | 74 | 23 | 21 | 8 | 22 | 74 |
| A CORUÑA | 65 | 140 | 205 | 76 | 58 | 27 | 44 | 205 | 51 | 110 | 161 | 59 | 47 | 24 | 31 | 161 | 14 | 27 | 41 | 15 | 11 | 3 | 12 | 41 |
| LUGO | 18 | 39 | 57 | 15 | 27 | 3 | 12 | 57 | 15 | 33 | 48 | 13 | 24 | 2 | 9 | 48 | 3 | 5 | 8 | 2 | 3 | 0 | 3 | 8 |
| OURENSE | 9 | 47 | 56 | 18 | 16 | 7 | 15 | 56 | 7 | 37 | 44 | 16 | 13 | 3 | 12 | 44 | 2 | 9 | 11 | 2 | 2 | 4 | 3 | 11 |
| PONTEVEDRA | 43 | 80 | 123 | 37 | 45 | 9 | 32 | 123 | 36 | 73 | 109 | 32 | 40 | 8 | 29 | 109 | 7 | 7 | 14 | 4 | 5 | 1 | 4 | 14 |
| MADRID | 1.211 | 2.308 | 3.519 | 1.059 | 1.481 | 380 | 599 | 3.519 | 717 | 1.361 | 2.078 | 591 | 793 | 272 | 422 | 2.078 | 483 | 925 | 1.408 | 458 | 674 | 104 | 172 | 1.408 |
| MURCIA | 16 | 29 | 45 | 14 | 9 | 7 | 15 | 45 | 12 | 28 | 40 | 13 | 8 | 4 | 15 | 40 | 4 | 1 | 5 | 1 | 1 | 3 | 0 | 5 |
| NAVARRA | 13 | 38 | 51 | 12 | 18 | 10 | 11 | 51 | 13 | 35 | 48 | 10 | 18 | 9 | 11 | 48 | 1 | 2 | 3 | 2 | 0 | 0 | 1 | 3 |
| PAÍS VASCO | 79 | 158 | 237 | 81 | 50 | 36 | 70 | 237 | 60 | 136 | 196 | 63 | 42 | 31 | 60 | 196 | 15 | 21 | 36 | 15 | 7 | 5 | 9 | 36 |
| ÁLAVA | 0 | 0 | 0 | 0 | 0 | 0 | 0 | 0 | 0 | 0 | 0 | 0 | 0 | 0 | 0 | 0 | 0 | 0 | 0 | 0 | 0 | 0 | 0 | 0 |
| GUIPÚZCOA | 75 | 149 | 224 | 74 | 49 | 34 | 67 | 224 | 56 | 128 | 184 | 57 | 41 | 29 | 57 | 184 | 15 | 20 | 35 | 14 | 7 | 5 | 9 | 35 |
| VIZCAYA | 4 | 9 | 13 | 7 | 1 | 2 | 3 | 13 | 4 | 8 | 12 | 6 | 1 | 2 | 3 | 12 | 0 | 1 | 1 | 1 | 0 | 0 | 0 | 1 |
| LA RIOJA | 11 | 28 | 39 | 8 | 17 | 3 | 11 | 39 | 10 | 20 | 30 | 8 | 13 | 1 | 8 | 30 | 1 | 8 | 9 | 0 | 4 | 2 | 3 | 9 |
| CEUTA | 10 | 30 | 40 | 2 | 12 | 24 | 2 | 40 | 6 | 29 | 35 | 1 | 9 | 23 | 2 | 35 | 3 | 0 | 3 | 1 | 2 | 0 | 0 | 3 |
| MELILLA | 25 | 43 | 68 | 10 | 30 | 18 | 10 | 68 | 22 | 41 | 63 | 9 | 27 | 17 | 10 | 63 | 3 | 1 | 4 | 1 | 3 | 0 | 0 | 4 |

| | | | | | | | | | | | | | | | | | | | | | | | | |
|--------------|-------|-------|--------|-------|-------|-----|-------|--------|-------|-------|-------|-------|-------|-----|-------|-------|-----|-------|-------|-----|-------|-----|-----|-------|
| TOTAL ESTADO | 3.376 | 6.767 | 10.143 | 3.240 | 4.027 | 975 | 1.901 | 10.143 | 2.419 | 5.000 | 7.419 | 2.395 | 2.836 | 759 | 1.429 | 7.419 | 884 | 1.662 | 2.546 | 838 | 1.132 | 181 | 395 | 2.546 |
|--------------|-------|-------|--------|-------|-------|-----|-------|--------|-------|-------|-------|-------|-------|-----|-------|-------|-----|-------|-------|-----|-------|-----|-----|-------|