



GOBIERNO
DE ESPAÑA

MINISTERIO
DE SANIDAD, SERVICIOS SOCIALES
E IGUALDAD



AÑO 2013

PENSIONES NO CONTRIBUTIVAS DE LA SEGURIDAD SOCIAL PRESTACIONES SOCIALES Y ECONÓMICAS DE LA LISMI

INFORME DEL SEGUIMIENTO Y EVOLUCIÓN DE LA GESTIÓN

Informe disponible en www.imerso.es

MES DE MARZO

Í N D I C E

Página

1. PENSIONES NO CONTRIBUTIVAS DE LA SEGURIDAD SOCIAL (PNCs)

INFORME:

| | | |
|-----|---|---|
| 1.1 | Introducción..... | 1 |
| 1.2 | Situación y evolución de las pensiones e importes de las nóminas | 1 |
| 1.3 | Distribución de las pensiones según sexo..... | 3 |
| 1.4 | Situación y evolución de la gestión en trámite inicial..... | 4 |
| 1.5 | Seguimiento y control de pensionistas: Revisiones de Oficio y a Instancia de parte..... | 8 |

ANEXOS:

| | | |
|-----|--|----|
| 1.a | Situación y evolución de las pensiones e importes de las nóminas | 1 |
| 1.b | PNC de jubilación: Datos de la gestión mensual y anual | 9 |
| 1.c | PNC de invalidez: Datos de la gestión mensual y anual | 18 |
| 1.d | PNCs de la Seguridad Social: Datos de la gestión mensual y anual..... | 27 |
| 1.e | PNC de jubilación e invalidez: Coeficientes de la gestión mensual..... | 36 |
| 1.f | Reclamaciones previas a la vía jurisdiccional social: Datos de la gestión mensual y anual..... | 39 |
| 1.g | Revisiones de Oficio y a Instancia de parte: Datos de la gestión mensual y anual | 43 |

2. PRESTACIONES SOCIALES Y ECONÓMICAS DE LA LISMI

Página

INFORME:

| | | |
|-----|--|---|
| 2.1 | Introducción..... | 1 |
| 2.2 | Situación y evolución de los beneficiarios, número de prestaciones e importes de las nóminas | 1 |
| 2.3 | Situación y evolución de la gestión en trámite inicial..... | 3 |
| 2.4 | Seguimiento de la gestión derivada de las revisiones de oficio y a instancia de parte..... | 3 |

ANEXOS:

| | | |
|-----|--|----|
| 2.a | Evolución y situación de los beneficiarios/prestaciones e importes de las nóminas..... | 55 |
| 2.b | Prestaciones de la LISMI: Datos de la gestión mensual y anual | 58 |
| 2.c | Revisiones de Oficio y a Instancia de parte: Datos de la gestión mensual y anual | 62 |

3. SITUACIÓN PRESTACIONES DE NATURALEZA NO CONTRIBUTIVA (PNNC)

ANEXOS:

| | | |
|-----|---|----|
| 3.a | Situación de las Prestaciones de Naturaleza no Contributiva | 82 |
|-----|---|----|

1

PENSIONES NO CONTRIBUTIVAS DE LA SEGURIDAD SOCIAL

INFORME DEL SEGUIMIENTO Y EVOLUCIÓN DE LA GESTIÓN DE PNC

1.1 INTRODUCCIÓN

Los datos sobre la gestión y el pago de la nómina de las Pensiones no Contributivas de la Seguridad Social de jubilación e invalidez (PNC) parten de la información facilitada por los distintos órganos gestores de las Comunidades Autónomas y Direcciones Territoriales del Imsero y se articula, dentro de cada uno de los aspectos objeto de seguimiento y evaluación, como se detalla a continuación:

- Datos de gestión y de la nómina mensual.
- Datos de gestión y de la nómina del año 2013, comprendiendo la realizada hasta el mes de referencia.
- Datos sobre la nómina de pago y número de beneficiarios desde el año 2006.

La información presentada hace referencia a los siguientes aspectos:

- Nóminas: situación y evolución de los pensionistas e importes de las mismas.
- Gestión en trámite inicial: recoge la situación y evolución de la gestión para cada tipo de pensión, en función de distintos parámetros tales como el movimiento de solicitudes, resoluciones, causas de denegación o coeficientes de gestión entre otros.
- Seguimiento y control de pensionistas, con especial incidencia en las revisiones de oficio y a instancia de parte efectuadas por los órganos gestores competentes.

Conforme a las distintas modalidades de gestión resultantes de lo establecido en la Disposición Adicional decimoctava del Real Decreto Legislativo 1/1994, de 20 de junio, por el que se aprueba el Texto Refundido de la Ley General de la Seguridad Social, la gestión de estas pensiones es llevada a cabo por las Direcciones Territoriales del Imsero en las Ciudades Autónomas de Ceuta y Melilla, y por los órganos correspondientes de cada una de las Comunidades Autónomas que conforman el Estado español.

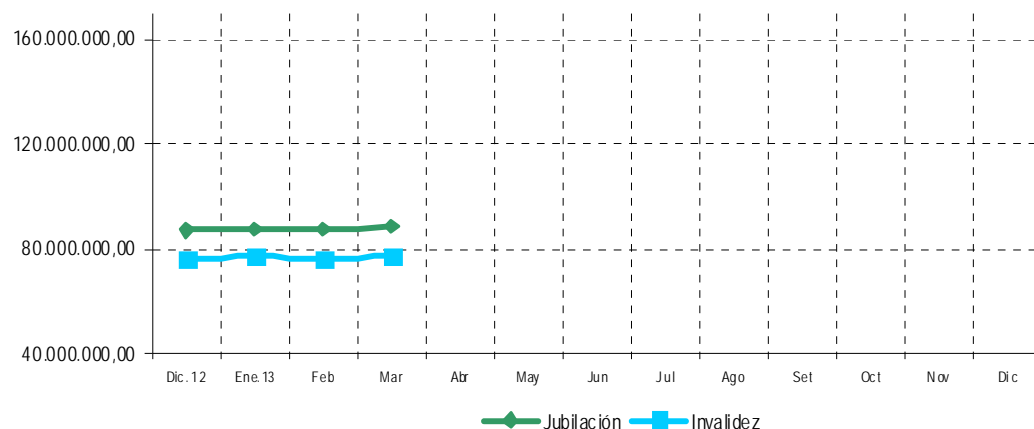
1.2 EVOLUCIÓN Y SITUACIÓN DE LAS PENSIONES E IMPORTES DE LAS NÓMINAS

Conforme a la información facilitada por la Gerencia de Informática de la Seguridad Social y por los órganos gestores competentes en las Comunidades Autónomas de Navarra y el País Vasco, el número total de pensiones no contributivas en la nómina de marzo de 2013 en todo el Estado español ha alcanzado la cifra de 446.493, un 0,12% más que en el mes anterior.

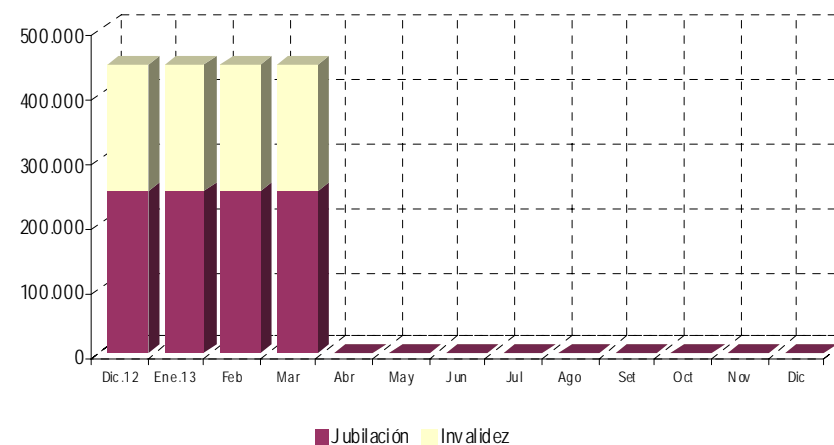
En el cuadro y gráficos siguientes se recogen los datos básicos de la nómina de marzo de 2013:

| NÓMINA DE MARZO | PNC DE JUBILACIÓN | | PNC DE INVALIDEZ | | TOTAL PNCs | |
|---------------------|-------------------|--------|------------------|--------|----------------|---------|
| NÚMERO DE PENSIONES | 251.204 | 56,26% | 195.289 | 43,74% | 446.493 | 100,00% |
| IMPORTES | 88.814.443,05 | 53,39% | 77.524.578,19 | 46,61% | 166.339.021,24 | 100,00% |

Evolución importe nóminas mensuales



Evolución número pensionistas



El Real Decreto-ley 28/2012, de 30 de noviembre, de medidas de consolidación y garantía del sistema de la Seguridad Social, así como la Ley 17/2012, de 27 de diciembre, de Presupuestos Generales del Estado para 2013, fijan, respectivamente, el porcentaje de incremento de las pensiones para el ejercicio 2013 y el importe anual para el año 2013 de las pensiones no contributivas, quedando establecido su importe mensual en 364,90 euros, lo que ha supuesto un porcentaje de revalorización del 2%.

El importe bruto de la nómina de marzo de 2013 asciende a 166.339.021,24 euros. El importe medio mensual abonado a cada pensionista ha quedado establecido para la PNC de invalidez en 396,97 euros y para la de jubilación en 353,56 euros, superior el de la PNC de invalidez al de la jubilación, entre otras razones, porque además de que, al menos, 35.545 de sus beneficiarios perciben el complemento del 50% por necesidad de otra persona, el montante a percibir en nómina por atrasos es mayor al ser más compleja la gestión y, por ende, el plazo de resolución.

1.3 DISTRIBUCIÓN DE LAS PENSIONES SEGÚN SEXO

Conforme a la información contenida en el Fichero Técnico de PNCs constituido en la Dirección General del Imsero, el perfil del pensionista de PNC de jubilación es predominantemente el de mujer española, casada, con una edad comprendida entre los 70 y los 79 años y conviviendo en una unidad familiar formada por dos/tres miembros. En cuanto al pensionista tipo de PNC de invalidez es posible reseñar que es un nacional español, que convive en una unidad económica integrada por dos y tres personas y que acredita un grado de discapacidad valorado entre el 65 y el 74%, si bien atendiendo a su edad y sexo es posible distinguir entre el pensionista tipo varón, soltero, menor de 40 años y la mujer casada, con edad superior a 40 años, que presentan preferentemente discapacidades de tipo psíquico, seguidas muy de cerca por las de tipología física.

| DISTRIBUCIÓN POR SEXOS DEL BENEFICIARIO DE PENSIÓN NO CONTRIBUTIVA | | | | | | | | | | | | | | | | |
|--|-------------------|---------------|----------------|---------------|------------------|---------------|----------------|---------------|----------------------------|---------------|---------------|---------------|----------------|---------------|----------------|---------------|
| ÁMBITO GEOGRÁFICO | PNC DE JUBILACIÓN | | | | PNC DE INVALIDEZ | | | | PNC DE JUB.DERIV.INVALIDEZ | | | | TOTAL PNC | | | |
| | VARONES | % | MUJERES | % | VARONES | % | MUJERES | % | VARONES | % | MUJERES | % | VARONES | % | MUJERES | % |
| ANDALUCÍA | 7.119 | 16,29% | 36.572 | 83,71% | 20.861 | 46,70% | 23.805 | 53,30% | 2.698 | 20,77% | 10.289 | 79,23% | 30.678 | 30,27% | 70.666 | 69,73% |
| ARAGÓN | 676 | 16,27% | 3.478 | 83,73% | 1.342 | 47,86% | 1.462 | 52,14% | 244 | 32,28% | 512 | 67,72% | 2.262 | 29,32% | 5.452 | 70,68% |
| ASTURIAS | 789 | 22,09% | 2.782 | 77,91% | 2.119 | 45,33% | 2.556 | 54,67% | 333 | 25,75% | 960 | 74,25% | 3.241 | 33,98% | 6.298 | 66,02% |
| ILLES BALEARS | 903 | 27,31% | 2.403 | 72,69% | 1.457 | 45,30% | 1.759 | 54,70% | 249 | 27,15% | 668 | 72,85% | 2.609 | 35,07% | 4.830 | 64,93% |
| CANARIAS | 3.882 | 25,78% | 11.178 | 74,22% | 7.696 | 39,98% | 11.553 | 60,02% | 1.415 | 17,07% | 6.875 | 82,93% | 12.993 | 30,50% | 29.606 | 69,50% |
| CANTABRIA | 473 | 18,67% | 2.060 | 81,33% | 1.479 | 45,99% | 1.737 | 54,01% | 143 | 23,40% | 468 | 76,60% | 2.095 | 32,94% | 4.265 | 67,06% |
| CASTILLA Y LEÓN | 1.652 | 16,56% | 8.325 | 83,44% | 4.584 | 46,89% | 5.193 | 53,11% | 870 | 32,99% | 1.767 | 67,01% | 7.106 | 31,74% | 15.285 | 68,26% |
| CASTILLA LA MANCHA | 1.213 | 13,94% | 7.487 | 86,06% | 4.008 | 43,38% | 5.231 | 56,62% | 574 | 25,08% | 1.715 | 74,92% | 5.795 | 28,65% | 14.433 | 71,35% |
| CATALUNYA | 5.399 | 21,98% | 19.167 | 78,02% | 11.795 | 47,67% | 12.950 | 52,33% | 1.606 | 25,48% | 4.697 | 74,52% | 18.800 | 33,80% | 36.814 | 66,20% |
| C. VALENCIANA | 3.735 | 17,62% | 17.463 | 82,38% | 8.450 | 43,40% | 11.019 | 56,60% | 1.063 | 19,10% | 4.503 | 80,90% | 13.248 | 28,65% | 32.985 | 71,35% |
| EXTREMADURA | 783 | 11,30% | 6.145 | 88,70% | 2.518 | 43,83% | 3.227 | 56,17% | 328 | 21,97% | 1.165 | 78,03% | 3.629 | 25,62% | 10.537 | 74,38% |
| GALICIA | 4.255 | 20,48% | 16.518 | 79,52% | 7.862 | 47,53% | 8.679 | 52,47% | 1.751 | 25,45% | 5.130 | 74,55% | 13.868 | 31,38% | 30.327 | 68,62% |
| MADRID | 4.009 | 22,91% | 13.493 | 77,09% | 6.743 | 48,92% | 7.041 | 51,08% | 854 | 27,90% | 2.207 | 72,10% | 11.606 | 33,79% | 22.741 | 66,21% |
| MURCIA | 598 | 14,30% | 3.583 | 85,70% | 3.197 | 44,18% | 4.039 | 55,82% | 471 | 18,98% | 2.010 | 81,02% | 4.266 | 30,70% | 9.632 | 69,30% |
| NAVARRA | 304 | 18,56% | 1.334 | 81,44% | 385 | 49,23% | 397 | 50,77% | 74 | 32,74% | 152 | 67,26% | 763 | 28,84% | 1.883 | 71,16% |
| PAÍS VASCO | 903 | 22,43% | 3.123 | 77,57% | 2.884 | 53,23% | 2.534 | 46,77% | 219 | 31,92% | 467 | 68,08% | 4.006 | 39,55% | 6.124 | 60,45% |
| LA RIOJA | 158 | 20,47% | 614 | 79,53% | 375 | 50,13% | 373 | 49,87% | 75 | 32,33% | 157 | 67,67% | 608 | 34,70% | 1.144 | 65,30% |
| CEUTA | 205 | 32,49% | 426 | 67,51% | 345 | 43,62% | 446 | 56,38% | 54 | 20,07% | 215 | 79,93% | 604 | 35,72% | 1.087 | 64,28% |
| MELILLA | 235 | 37,30% | 395 | 62,70% | 421 | 36,93% | 719 | 63,07% | 134 | 19,14% | 566 | 80,86% | 790 | 31,98% | 1.680 | 68,02% |
| TOTAL | 37.291 | 19,24% | 156.546 | 80,76% | 88.521 | 45,81% | 104.720 | 54,19% | 13.155 | 22,81% | 44.523 | 77,19% | 138.967 | 31,25% | 305.789 | 68,75% |

1.4 SITUACIÓN Y EVOLUCIÓN DE LA GESTIÓN EN TRÁMITE INICIAL

| DATOS BÁSICOS DE LA GESTIÓN ESTATAL DE LAS PNCs | | | | | | | | | | | | |
|---|-------------------|-----------|-----------|--------------|------------------|-----------|-----------|--------------|-------------|-----------|-----------|--------------|
| Año 2013 | PNC DE JUBILACIÓN | | | | PNC DE INVALIDEZ | | | | TOTAL PNCs | | | |
| | Solicitadas | Resueltas | Aprobadas | Pendte. Real | Solicitadas | Resueltas | Aprobadas | Pendte. Real | Solicitadas | Resueltas | Aprobadas | Pendte. Real |
| Media 2012 | 2.163 | 2.125 | 1.423 | 7.320 | 2.241 | 2.246 | 1.264 | 12.738 | 4.404 | 4.371 | 2.687 | 20.058 |
| Enero | 2.539 | 1.812 | 1.137 | 8.047 | 2.503 | 1.964 | 1.003 | 13.277 | 5.042 | 3.776 | 2.140 | 21.324 |
| Febrero | 2.598 | 2.630 | 1.859 | 8.015 | 2.519 | 2.816 | 1.515 | 12.980 | 5.117 | 5.446 | 3.374 | 20.995 |
| Marzo | 2.327 | 2.519 | 1.832 | 7.823 | 2.478 | 2.754 | 1.504 | 12.704 | 4.805 | 5.273 | 3.336 | 20.527 |
| Abril | | | | | | | | | | | | |
| Mayo | | | | | | | | | | | | |
| Junio | | | | | | | | | | | | |
| Julio | | | | | | | | | | | | |
| Agosto | | | | | | | | | | | | |
| Septiembre | | | | | | | | | | | | |
| Octubre | | | | | | | | | | | | |
| Noviembre | | | | | | | | | | | | |
| Diciembre | | | | | | | | | | | | |
| Total Año | 7.464 | 6.961 | 4.828 | 7.823 | 7.500 | 7.534 | 4.022 | 12.704 | 14.964 | 14.495 | 8.850 | 20.527 |
| Media 2013 | 2.488 | 2.320 | 1.609 | | 2.500 | 2.511 | 1.341 | | 4.988 | 4.832 | 2.950 | |

El seguimiento de la gestión de las PNCs contempla aquellos aspectos que se corresponden con la situación en trámite inicial de las solicitudes de pensiones no contributivas de jubilación o invalidez. El análisis parte de los datos básicos facilitados por los distintos órganos gestores correspondientes al mes de marzo, relativos a la entrada de solicitudes, resoluciones y reconocimientos del derecho a pensión y número de pendientes, cuyas cifras, a nivel del Estado, se ofrecen en el cuadro anterior. La información que contiene se ha estructurado en secuencia mensual con el fin de poder seguir la evolución de estos trámites de la gestión a lo largo del año 2013, permitiendo así su contraste con las cifras medias anuales de cada uno de los aspectos que se estudian.

Analizando de un modo específico cada uno de los aspectos de la gestión, para el mes de marzo, se obtienen los siguientes resultados:

- Se han presentado un total de 4.805 solicitudes, de las que el 51,57% corresponden a PNC de invalidez. El análisis comparativo respecto al número de solicitudes presentadas en el mismo mes del año anterior nos muestra un significativo descenso global del 9,68%, más acusado aún en la PNC de invalidez, donde la bajada ha sido del 11,59%. El número de solicitudes presentadas en este mes es algo menor al de la media del año en curso, motivado casi en exclusiva por el descenso producido en la pensión de jubilación, del 6,47%.

| SOLICITUDES PRESENTADAS | | | | | | |
|-------------------------|---------------|---------|--------------|-------------------|---------------|-------------------------|
| TIPO PNC | MARZO 2013 | | MENSUAL 2013 | | PROMEDIO 2013 | |
| | | | NÚMERO | MARZO13 /MARZO 12 | NÚMERO | MARZO 13 / MEDIA AÑO 13 |
| JUBILACIÓN | 2.327 | 48,43% | 2.517 | -7,55% | 2.488 | -6,47% |
| INVALIDEZ | 2.478 | 51,57% | 2.803 | -11,59% | 2.500 | -0,88% |
| TOTAL | 4.805 | 100,00% | 5.320 | -9,68% | 4.988 | -3,67% |

- Del total de 5.273 solicitudes resueltas, el 52,23% lo han sido de PNC de invalidez. La comparación con el número de solicitudes resueltas en el mismo mes del año anterior pone de manifiesto un descenso global del 4,63%, sustentado en la disminución experimentada en la PNC de invalidez, del 9,02%, ya que, en contraposición, en la PNC de jubilación se ha producido un pequeño aumento, del 0,68%. Si la comparación se realiza con el número de resoluciones emitidas en el año en curso se refleja un aumento global del 9,15%, con cifras muy similares en ambos tipos de pensión.

| SOLICITUDES RESUELTAS | | | | | | |
|-----------------------|---------------|---------|--------------|---------------------|---------------|-------------------------|
| TIPO PNC | MARZO 2013 | | MENSUAL 2013 | | PROMEDIO 2013 | |
| | | | NÚMERO | MARZO 13 / MARZO 12 | NÚMERO | MARZO 13 / MEDIA AÑO 13 |
| JUBILACIÓN | 2.519 | 47,77% | 2.502 | 0,68% | 2.320 | 8,58% |
| INVALIDEZ | 2.754 | 52,23% | 3.027 | -9,02% | 2.511 | 9,68% |
| TOTAL | 5.273 | 100,00% | 5.529 | -4,63% | 4.831 | 9,15% |

- De las 3.336 solicitudes aprobadas en el mes, el 54,92% ha correspondido a la PNC de jubilación. Si se compara con el número de solicitudes aprobadas en el mismo mes del ejercicio 2012, se constata un descenso del 2,37%, con cifras de signo contrario, aumento en jubilación del 5,35% y descenso en invalidez, del 10,37%. Distintos resultados se obtienen si la comparación se efectúa con el promedio de resoluciones aprobatorias emitidas en el año en curso, con un aumento del 13,08%, y cifras muy parecidas en jubilación y en invalidez.

| SOLICITUDES APROBADAS | | | | | | |
|-----------------------|---------------|---------|--------------|---------------------|---------------|-------------------------|
| TIPO PNC | MARZO 2013 | | MENSUAL 2013 | | PROMEDIO 2013 | |
| | | | NÚMERO | MARZO 13 / MARZO 12 | NÚMERO | MARZO 13 / MEDIA AÑO 13 |
| JUBILACIÓN | 1.832 | 54,92% | 1.739 | 5,35% | 1.609 | 13,86% |
| INVALIDEZ | 1.504 | 45,08% | 1.678 | -10,37% | 1.341 | 12,16% |
| TOTAL | 3.336 | 100,00% | 3.417 | -2,37% | 2.950 | 13,08% |

- El número de solicitudes pendientes de resolución, al finalizar el mes de marzo, ha experimentado, en su conjunto, un descenso global del 2,23% respecto a los pendientes en gestión del mes anterior, con similares cifras para los dos tipos de pensiones.

| SOLICITUDES PENDIENTES | | | | | | |
|------------------------|---------------|---------|-----------------|---------|-----------------------|------------|
| TIPO PNC | MARZO 2013 | | FEBRERO 2013 | | D I F E R E N C I A S | |
| | | | | | ABSOLUTA | PORCENTUAL |
| JUBILACIÓN | 7.823 | 38,11% | 8.015 | 38,18% | -192 | -2,40% |
| INVALIDEZ | 12.704 | 61,89% | 12.980 | 61,82% | -276 | -2,13% |
| T O T A L | 20.527 | 100,00% | 20.995 | 100,00% | -468 | -2,23% |

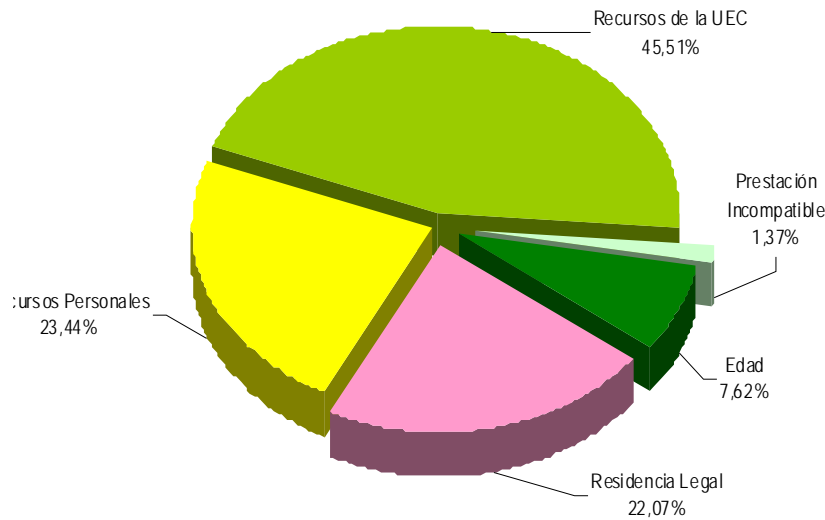
- Los aspectos de la gestión analizados en los puntos anteriores tienen su reflejo en los indicadores de seguimiento incluidos en el siguiente cuadro:

| COEFICIENTES DE COBERTURA, RECONOCIMIENTO Y GESTIÓN | | | | | | |
|---|-------------------|----------------|----------------|------------------|----------------|----------------|
| Año 2013 | PNC DE JUBILACIÓN | | | PNC DE INVALIDEZ | | |
| | Cobertura | Reconocimiento | Gestión (días) | Cobertura | Reconocimiento | Gestión (días) |
| Enero | 71,37% | 62,75% | 95 | 78,47% | 51,07% | 159 |
| Febrero | 101,23% | 70,68% | 94 | 111,79% | 53,80% | 155 |
| Marzo | 108,25% | 72,73% | 94 | 111,14% | 54,61% | 152 |
| Abril | | | | | | |
| Mayo | | | | | | |
| Junio | | | | | | |
| Julio | | | | | | |
| Agosto | | | | | | |
| Septiembre | | | | | | |
| Octubre | | | | | | |
| Noviembre | | | | | | |
| Diciembre | | | | | | |

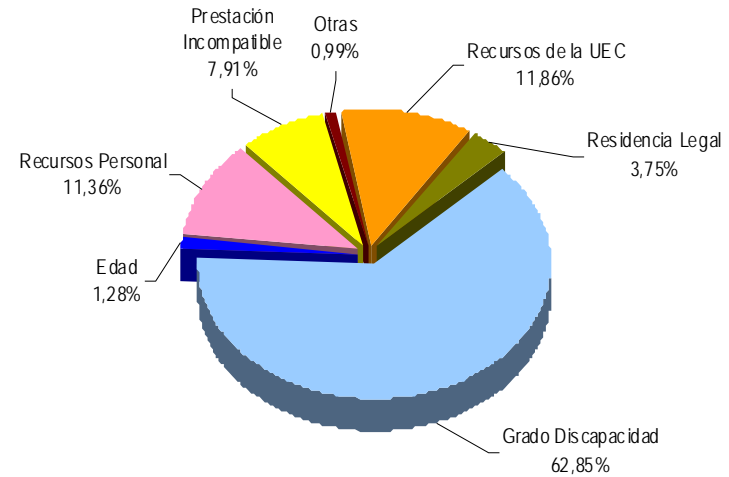
En esta línea cabe significar que durante el mes de marzo las resoluciones efectuadas en PNC de jubilación han cubierto el 108,25% del volumen de entrada de solicitudes del mes, coeficiente que en invalidez ofrece una cifra superior, del 111,14%. Atendiendo al número de solicitudes pendientes de resolución al finalizar el mes de marzo, cabe estimar que el tiempo medio de tramitación sería de 94 días en la PNC de jubilación y de 152 días en invalidez, lo que supone, en relación a los tiempos medios de tramitación de una solicitud en el mes anterior, unas cifras ligeramente inferiores, que se concretan en una disminución de 3 días en la invalidez y en los mismos datos que en el mes precedente en jubilación.

Por último, cabe resaltar, como es habitual desde el inicio de la gestión, la mayor proporción de reconocimientos del derecho en la PNC de jubilación frente a la de invalidez, dentro del conjunto de las solicitudes resueltas en cada tipo, y que se traduce en dieciocho puntos porcentuales. Ello es debido a la mayor selectividad de los requisitos necesarios para el acceso al derecho a la pensión de invalidez.

- **Causas de denegación:** Las causas de denegación mensual en trámite inicial, por tipos de pensión, en su distribución porcentual, han sido las siguientes:



Causas de Denegación PNC jubilación



Causas de Denegación PNC invalidez

- ✓ En la PNC de jubilación se han denegado 512 solicitudes, de las que 233 lo han sido por superar el límite de recursos económicos establecidos para la UEC.
- ✓ Para la PNC de invalidez, la causa de denegación más frecuente ha sido la de no acreditar el grado de discapacidad en 636 solicitudes, sobre el total de 1.012.
- **Reclamaciones:** Con la información facilitada por los distintos órganos gestores, excepto los de la provincia de Guipúzcoa, se han presentado 529 reclamaciones, de las que el 59,55% corresponden a PNC de invalidez. El número de reclamaciones resueltas se ha situado en 611, de las que el 71,85% han sido desestimadas. El número de reclamaciones pendientes, al finalizar el mes de marzo, se sitúa en 1.724, un 4,54% menos que las existentes al comienzo del mes.

1.5 SEGUIMIENTO Y CONTROL DE PENSIONISTAS: REVISIONES DE OFICIO Y A INSTANCIA DE PARTE

La revisión de oficio se inicia por el órgano gestor cuando, como resultado de las medidas de control disponibles o implantadas, conoce cualquier dato o información que pueda producir o haya producido variación sobrevenida en los requisitos, y ello pueda dar lugar a la modificación de la cuantía, a la suspensión o a la extinción del derecho a la pensión, procediendo, en su caso, el abono de atrasos o la reclamación de las cantidades indebidamente percibidas.

Por otro lado, las revisiones a instancia de parte se inician cuando el interesado, en cumplimiento de sus obligaciones, comunica al órgano gestor cualquier variación sobrevenida en su situación que pudiera tener incidencia en el derecho o en la cuantía reconocida de la pensión, siendo sus efectos resultantes idénticos a los ya mencionados para las revisiones de oficio.

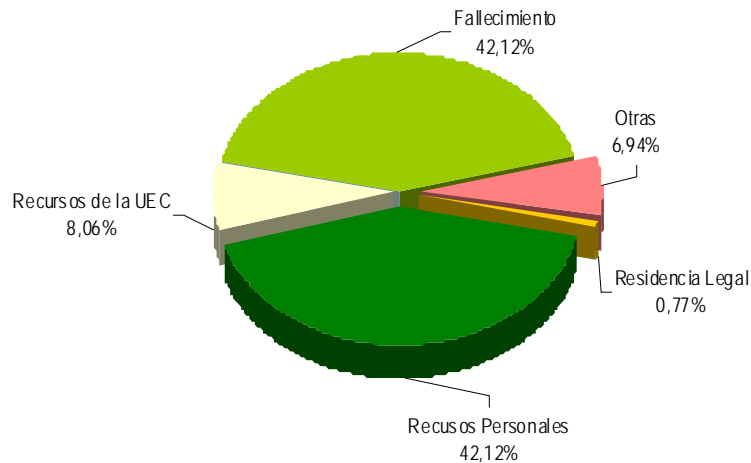
El análisis parte de los datos básicos correspondientes al mes de marzo, relativos al volumen global de revisiones a efectuar en el mes, las efectuadas, y el detalle de las situaciones finales derivadas de dicho proceso, cuyas cifras se ofrecen en el cuadro siguiente:

| DATOS DE LA GESTIÓN ESTATAL DE LAS REVISIONES DE OFICIO Y A INSTANCIA DE PARTE PNCs | | | | | | | | | | | | | | | | | | |
|---|-------------------|-----------------------|--------------|------------|--------------|--------------|------------------|-----------------------|--------------|--------------|--------------|---------------|---------------|-----------------------|--------------|--------------|--------------|---------------|
| Año 2013 | PNC DE JUBILACIÓN | | | | | | PNC DE INVALIDEZ | | | | | | Total PNCs | | | | | |
| | Entrada | Revisiones Efectuadas | | | | | Entrada | Revisiones Efectuadas | | | | | Entrada | Revisiones Efectuadas | | | | |
| | | Sin Mod. | Con Mod. | Suspensión | Ext. Dho. | Total | | Sin Mod. | Con Mod. | Suspensión | Ext. Dho. | Total | | Sin Mod. | Con Mod. | Suspensión | Ext. Dho. | Total |
| Enero | 2.373 | 339 | 492 | 79 | 1.319 | 2.229 | 3.340 | 626 | 987 | 370 | 1.082 | 3.065 | 5.713 | 965 | 1.479 | 449 | 2.401 | 5.294 |
| Febrero | 3.107 | 454 | 789 | 101 | 1.853 | 3.197 | 4.154 | 1.415 | 1.434 | 325 | 1.420 | 4.594 | 7.261 | 1.869 | 2.223 | 426 | 3.273 | 7.791 |
| Marzo | 2.632 | 427 | 622 | 65 | 1.427 | 2.541 | 3.936 | 780 | 1.155 | 396 | 1.316 | 3.647 | 6.568 | 1.207 | 1.777 | 461 | 2.743 | 6.188 |
| Abril | | | | | | | | | | | | | | | | | | |
| Mayo | | | | | | | | | | | | | | | | | | |
| Junio | | | | | | | | | | | | | | | | | | |
| Julio | | | | | | | | | | | | | | | | | | |
| Agosto | | | | | | | | | | | | | | | | | | |
| Setiembre | | | | | | | | | | | | | | | | | | |
| Octubre | | | | | | | | | | | | | | | | | | |
| Noviembre | | | | | | | | | | | | | | | | | | |
| Diciembre | | | | | | | | | | | | | | | | | | |
| Total Año | 8.112 | 1.220 | 1.903 | 245 | 4.599 | 7.967 | 11.430 | 2.821 | 3.576 | 1.091 | 3.818 | 11.306 | 19.542 | 4.041 | 5.479 | 1.336 | 8.417 | 19.273 |
| Media mensual | 2.704 | 407 | 634 | 82 | 1.533 | 2.656 | 3.810 | 940 | 1.192 | 364 | 1.273 | 3.769 | 6.514 | 1.347 | 1.826 | 445 | 2.806 | 6.424 |

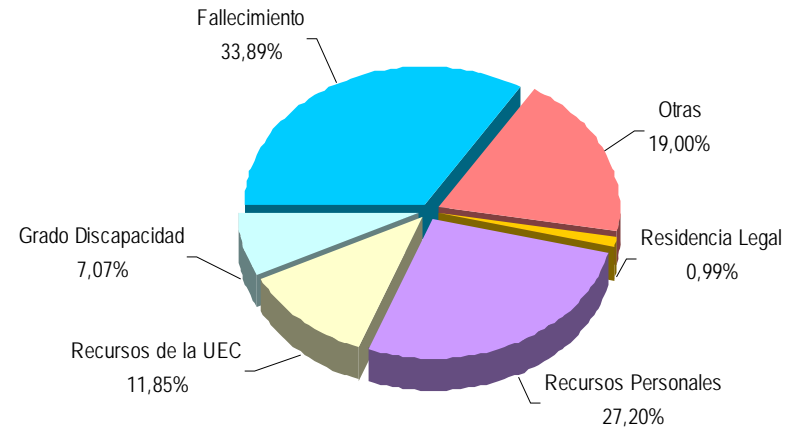
Analizando de un modo específico cada uno de los aspectos señalados, para el mes de marzo se obtienen los siguientes resultados:

- ✓ Se han iniciado en el mes 6.568 revisiones, de las que el 59,93% lo son de PNC de invalidez y se ha emitido resolución sobre un total de 6.188 revisiones, de las que el 58,94% corresponden a PNC de invalidez.
- ✓ El 19,51% de las revisiones efectuadas no ha supuesto variación alguna en el derecho y en la cuantía de la pensión no contributiva.
- ✓ En el 28,72% de las revisiones efectuadas se ha modificado la cuantía de la pensión, de las que el 65% corresponden a pensionistas de invalidez y en las que se han incluido 89 recuperaciones del derecho por el cese en la actividad laboral, así como 111 declaraciones de compatibilidad en el percibo de la pensión de invalidez con los ingresos derivados de esa actividad, conforme estipula el artículo 147.2 de la Ley General de la Seguridad Social, introducido por la Ley 8/2005.
- ✓ El número total de suspensiones efectuadas se cifra en 461, el 7,45% del total de procedimientos de revisión sobre los que se ha dictado resolución. Del total de suspensiones, 117 vienen motivadas en que el pensionista de invalidez ha iniciado una actividad laboral, sin que proceda declarar la compatibilidad en el percibo de la pensión con los ingresos derivados de dicha actividad.

Causas de Extinción PNC jubilación



Causas de Extinción PNC invalidez



- ✓ Se ha extinguido el derecho a 2.743 pensionistas, de los que el 52,02% disfrutaban de PNC de jubilación. Los gráficos anteriores reflejan los distintos motivos de extinción en ambas prestaciones. Las causas económicas en su conjunto –ingresos personales más los de la U.E.C.- se configuran globalmente como el primer motivo de extinción: en invalidez alcanzan el 39,05%, y en jubilación el 50,18%, posición que se basa fundamentalmente en las extinciones motivadas en que el pensionista dispone de recursos personales suficientes. La segunda causa de extinción del derecho en el total de PNC ha sido la del fallecimiento del pensionista, que en jubilación supone el 42,12% del total de causas de extinción.



ANEXOS PNC

1a NÚMERO DE PENSIONES E IMPORTES DE LAS NÓMINAS

| PENSIONES NO CONTRIBUTIVAS (PNCs) EVOLUCIÓN DE LAS NÓMINAS | | | | TOTAL ESTADO CON NAVARRA Y EL PAÍS VASCO | | |
|---|-----------------------|-----------------------|-----------------------|---|-----------|---------|
| AÑO/MENSUALIDAD | IMPORTES BRUTOS | | | NÚMERO DE PENSIONES POR TIPO | | |
| | JUBILACIÓN | INVALIDEZ | TOTAL | JUBILACIÓN | INVALIDEZ | TOTAL |
| AÑO 2006 | 1.082.941.167,54 | 918.806.462,89 | 2.001.747.630,43 | 274.266 | 204.373 | 478.639 |
| AÑO 2007 | 1.120.586.681,01 | 956.197.098,26 | 2.076.783.779,27 | 267.702 | 201.751 | 469.453 |
| AÑO 2008 | 1.147.960.868,04 | 977.108.236,72 | 2.125.069.104,76 | 262.960 | 197.884 | 460.844 |
| AÑO 2009 | 1.154.017.053,22 | 989.070.138,79 | 2.143.087.192,01 | 258.873 | 196.782 | 455.655 |
| AÑO 2010 | 1.169.985.060,79 | 1.008.786.982,67 | 2.178.772.043,46 | 254.989 | 195.962 | 450.951 |
| AÑO 2011 | 1.198.528.621,70 | 1.032.928.211,15 | 2.231.456.832,85 | 253.259 | 194.704 | 447.963 |
| AÑO 2012(1) | 1.207.781.008,51 | 1.047.995.421,96 | 2.255.776.430,47 | 250.382 | 194.896 | 445.278 |
| AÑO 2013 | | | | | | |
| ENERO | 87.907.775,35 | 77.327.859,92 | 165.235.635,27 | 251.251 | 194.274 | 445.525 |
| FEBRERO | 87.905.574,02 | 76.347.086,63 | 164.252.660,65 | 250.913 | 195.041 | 445.954 |
| MARZO | 88.814.443,05 | 77.524.578,19 | 166.339.021,24 | 251.204 | 195.289 | 446.493 |
| ABRIL | | | | | | |
| MAYO | | | | | | |
| JUNIO* | | | | | | |
| JULIO | | | | | | |
| AGOSTO | | | | | | |
| SETIEMBRE | | | | | | |
| OCTUBRE | | | | | | |
| NOVIEMBRE* | | | | | | |
| DICIEMBRE | | | | | | |
| TOTAL AÑO 2013 (2) | 265.507.692,42 | 232.059.474,74 | 497.567.167,16 | | | |

* Junto a la mensualidad se abona una paga extra

(1)En importes se incluye lo abonado por el quinto pago del complemento por alquiler del año 2011 y por el primero y segundo pagos del complemento por alquiler del año 2012.

(2)En importes se incluye lo abonado por el tercer pago del complemento por alquiler del año 2012.

PENSIONES NO CONTRIBUTIVAS DE LA SEGURIDAD SOCIAL

PENSIONES E IMPORTE DE LA NÓMINA AÑO 2013

MARZO

| CC.AA. Y/O PROVINCIAS | PNC DE JUBILACIÓN | | | PNC DE INVALIDEZ | | | TOTAL JUBILACIÓN E INVALIDEZ | | |
|-----------------------------|------------------------|----------------------|---------------------|------------------------|----------------------|---------------------|------------------------------|----------------------|---------------------|
| | NÚMERO DE PENSIONES | IMPORTE BRUTO | PROMEDIO MENSUAL | NÚMERO DE PENSIONES | IMPORTE BRUTO | PROMEDIO MENSUAL | NÚMERO DE PENSIONES | IMPORTE BRUTO | PROMEDIO MENSUAL |
| ANDALUCÍA | 56.856 | 20.452.509,41 | 359,72 | 45.286 | 18.317.031,07 | 404,47 | 102.142 | 38.769.540,48 | 379,57 |
| ALMERÍA | 3.662 | 1.265.728,73 | 345,64 | 3.049 | 1.200.917,07 | 393,87 | 6.711 | 2.466.645,80 | 367,55 |
| CÁDIZ | 9.642 | 3.663.752,74 | 379,98 | 9.100 | 3.759.806,41 | 413,17 | 18.742 | 7.423.559,15 | 396,09 |
| CÓRDOBA | 5.335 | 1.861.341,59 | 348,89 | 4.124 | 1.691.514,33 | 410,16 | 9.459 | 3.552.855,92 | 375,61 |
| GRANADA | 4.495 | 1.559.430,86 | 346,93 | 4.478 | 1.806.325,86 | 403,38 | 8.973 | 3.365.756,72 | 375,10 |
| HUELVA | 3.327 | 1.151.984,60 | 346,25 | 3.418 | 1.298.677,55 | 379,95 | 6.745 | 2.450.662,15 | 363,33 |
| JAÉN | 3.794 | 1.316.152,94 | 346,90 | 2.796 | 1.088.442,40 | 389,29 | 6.590 | 2.404.595,34 | 364,89 |
| MÁLAGA | 13.223 | 4.668.807,26 | 353,08 | 8.977 | 3.514.335,79 | 391,48 | 22.200 | 8.183.143,05 | 368,61 |
| SEVILLA | 13.378 | 4.965.310,69 | 371,15 | 9.344 | 3.957.011,66 | 423,48 | 22.722 | 8.922.322,35 | 392,67 |
| ARAGÓN | 4.914 | 1.736.212,65 | 353,32 | 2.814 | 1.086.930,50 | 386,26 | 7.728 | 2.823.143,15 | 365,31 |
| HUESCA | 1.177 | 413.962,76 | 351,71 | 618 | 234.291,16 | 379,11 | 1.795 | 648.253,92 | 361,14 |
| TERUEL | 552 | 204.002,79 | 369,57 | 234 | 91.856,68 | 392,55 | 786 | 295.859,47 | 376,41 |
| ZARAGOZA | 3.185 | 1.118.247,10 | 351,10 | 1.962 | 760.782,66 | 387,76 | 5.147 | 1.879.029,76 | 365,07 |
| ASTURIAS | 4.866 | 1.703.157,96 | 350,01 | 4.687 | 1.805.414,58 | 385,20 | 9.553 | 3.508.572,54 | 367,27 |
| ILLES BALEARS | 4.236 | 1.496.719,61 | 353,33 | 3.244 | 1.333.849,10 | 411,17 | 7.480 | 2.830.568,71 | 378,42 |
| CANARIAS | 23.306 | 8.281.534,30 | 355,34 | 19.317 | 7.552.269,49 | 390,96 | 42.623 | 15.833.803,79 | 371,48 |
| LAS PALMAS | 9.070 | 3.334.722,95 | 367,67 | 6.738 | 2.719.821,22 | 403,65 | 15.808 | 6.054.544,17 | 383,01 |
| S.C. TENERIFE | 14.236 | 4.946.811,35 | 347,49 | 12.579 | 4.832.448,27 | 384,17 | 26.815 | 9.779.259,62 | 364,69 |
| CANTABRIA | 3.137 | 1.072.549,28 | 341,90 | 3.222 | 1.258.281,04 | 390,53 | 6.359 | 2.330.830,32 | 366,54 |
| CASTILLA Y LEÓN | 12.634 | 4.550.800,83 | 360,20 | 9.817 | 3.895.410,76 | 396,80 | 22.451 | 8.446.211,59 | 376,21 |
| ÁVILA | 1.145 | 414.679,70 | 362,17 | 816 | 320.789,49 | 393,12 | 1.961 | 735.469,19 | 375,05 |
| BURGOS | 1.254 | 463.882,67 | 369,92 | 1.261 | 507.109,96 | 402,15 | 2.515 | 970.992,63 | 386,08 |
| LEÓN | 2.305 | 803.347,37 | 348,52 | 2.314 | 916.891,27 | 396,24 | 4.619 | 1.720.238,64 | 372,43 |
| PALENCIA | 977 | 351.872,32 | 360,16 | 756 | 304.839,10 | 403,23 | 1.733 | 656.711,42 | 378,94 |
| SALAMANCA | 2.592 | 920.078,47 | 354,97 | 1.412 | 550.973,12 | 390,21 | 4.004 | 1.471.051,59 | 367,40 |
| SEGOVIA | 457 | 166.486,24 | 364,30 | 470 | 193.886,97 | 412,53 | 927 | 360.373,21 | 388,75 |
| SORIA | 329 | 120.174,86 | 365,27 | 156 | 62.240,74 | 398,98 | 485 | 182.415,60 | 376,11 |
| VALLADOLID | 2.335 | 830.612,75 | 355,72 | 1.693 | 659.387,79 | 389,48 | 4.028 | 1.490.000,54 | 369,91 |
| ZAMORA | 1.240 | 479.666,45 | 386,83 | 939 | 379.292,32 | 403,93 | 2.179 | 858.958,77 | 394,20 |
| CASTILLA-LA MANCHA | 10.765 | 3.839.732,65 | 356,69 | 9.468 | 3.804.841,26 | 401,86 | 20.233 | 7.644.573,91 | 377,83 |
| ALBACETE | 2.114 | 760.373,27 | 359,68 | 2.193 | 898.229,87 | 409,59 | 4.307 | 1.658.603,14 | 385,09 |
| CIUDAD REAL | 2.925 | 1.047.177,12 | 358,01 | 2.678 | 1.066.179,25 | 398,13 | 5.603 | 2.113.356,37 | 377,18 |
| CUENCA | 1.352 | 488.531,41 | 361,34 | 1.410 | 552.188,69 | 391,62 | 2.762 | 1.040.720,10 | 376,80 |
| GUADALAJARA | 630 | 235.388,53 | 373,63 | 620 | 255.165,78 | 411,56 | 1.250 | 490.554,31 | 392,44 |
| TOLEDO | 3.744 | 1.308.262,32 | 349,43 | 2.567 | 1.033.077,67 | 402,45 | 6.311 | 2.341.339,99 | 370,99 |

(Continúa al dorso)

| CC.AA. Y/O PROVINCIAS | PNC DE JUBILACIÓN | | | PNC DE INVALIDEZ | | | TOTAL JUBILACIÓN E INVALIDEZ | | |
|-----------------------------|------------------------|----------------------|---------------------|------------------------|----------------------|---------------------|------------------------------|-----------------------|---------------------|
| | NÚMERO DE PENSIONES | IMPORTE BRUTO | PROMEDIO MENSUAL | NÚMERO DE PENSIONES | IMPORTE BRUTO | PROMEDIO MENSUAL | NÚMERO DE PENSIONES | IMPORTE BRUTO | PROMEDIO MENSUAL |
| CATALUNYA | 30.832 | 10.483.891,65 | 340,03 | 24.819 | 9.899.716,64 | 398,88 | 55.651 | 20.383.608,29 | 366,28 |
| BARCELONA | 22.889 | 7.761.706,18 | 339,10 | 18.316 | 7.323.916,14 | 399,86 | 41.205 | 15.085.622,32 | 366,11 |
| GIRONA | 2.354 | 826.911,13 | 351,28 | 1.810 | 724.227,11 | 400,13 | 4.164 | 1.551.138,24 | 372,51 |
| LLEIDA | 2.196 | 747.878,49 | 340,56 | 1.330 | 532.716,26 | 400,54 | 3.526 | 1.280.594,75 | 363,19 |
| TARRAGONA | 3.393 | 1.147.395,85 | 338,17 | 3.363 | 1.318.857,13 | 392,17 | 6.756 | 2.466.252,98 | 365,05 |
| COMUNIDAD VALENCIANA | 26.797 | 9.224.995,53 | 344,25 | 19.562 | 7.555.322,56 | 386,22 | 46.359 | 16.780.318,09 | 361,96 |
| ALICANTE | 9.854 | 3.421.367,32 | 347,21 | 6.392 | 2.493.594,59 | 390,11 | 16.246 | 5.914.961,91 | 364,09 |
| CASTELLÓN | 1.569 | 544.045,21 | 346,75 | 2.243 | 864.147,06 | 385,26 | 3.812 | 1.408.192,27 | 369,41 |
| VALENCIA | 15.374 | 5.259.583,00 | 342,11 | 10.927 | 4.197.580,91 | 384,15 | 26.301 | 9.457.163,91 | 359,57 |
| EXTREMADURA | 8.412 | 3.145.906,86 | 373,98 | 5.771 | 2.316.939,03 | 401,48 | 14.183 | 5.462.845,89 | 385,17 |
| BADAJOS | 5.858 | 2.175.424,69 | 371,36 | 3.918 | 1.560.895,30 | 398,39 | 9.776 | 3.736.319,99 | 382,19 |
| CÁCERES | 2.554 | 970.482,17 | 379,99 | 1.853 | 756.043,73 | 408,01 | 4.407 | 1.726.525,90 | 391,77 |
| GALICIA | 27.652 | 9.728.060,75 | 351,80 | 16.621 | 6.445.875,90 | 387,82 | 44.273 | 16.173.936,65 | 365,32 |
| A CORUÑA | 11.545 | 4.097.559,02 | 354,92 | 6.292 | 2.445.760,58 | 388,71 | 17.837 | 6.543.319,60 | 366,84 |
| LUGO | 3.411 | 1.190.328,89 | 348,97 | 1.787 | 691.324,26 | 386,86 | 5.198 | 1.881.653,15 | 362,00 |
| OURENSE | 3.996 | 1.373.758,36 | 343,78 | 2.376 | 909.191,27 | 382,66 | 6.372 | 2.282.949,63 | 358,28 |
| PONTEVEDRA | 8.700 | 3.066.414,48 | 352,46 | 6.166 | 2.399.599,79 | 389,17 | 14.866 | 5.466.014,27 | 367,69 |
| MADRID | 20.528 | 7.355.016,05 | 358,29 | 13.823 | 5.480.677,64 | 396,49 | 34.351 | 12.835.693,69 | 373,66 |
| MURCIA | 6.701 | 2.384.922,62 | 355,91 | 7.333 | 3.012.016,93 | 410,75 | 14.034 | 5.396.939,55 | 384,56 |
| NAVARRA | 1.770 | 606.871,66 | 342,87 | 864 | 341.804,91 | 395,61 | 2.634 | 948.676,57 | 360,17 |
| PAÍS VASCO | 4.568 | 1.602.537,20 | 350,82 | 5.855 | 2.239.159,59 | 382,44 | 10.423 | 3.841.696,79 | 368,58 |
| ARABA/ÁLAVA | 600 | 209.628,28 | 349,38 | 570 | 216.220,88 | 379,33 | 1.170 | 425.849,16 | 363,97 |
| GIPUZKOA | 1.361 | 491.506,64 | 361,14 | 1.542 | 616.732,51 | 399,96 | 2.903 | 1.108.239,15 | 381,76 |
| BIZKAIA | 2.607 | 901.402,28 | 345,76 | 3.743 | 1.406.206,20 | 375,69 | 6.350 | 2.307.608,48 | 363,40 |
| LA RIOJA | 1.007 | 354.033,89 | 351,57 | 751 | 300.464,39 | 400,09 | 1.758 | 654.498,28 | 372,30 |
| CEUTA | 904 | 324.426,90 | 358,88 | 860 | 378.353,95 | 439,95 | 1.764 | 702.780,85 | 398,40 |
| MELILLA | 1.319 | 470.563,25 | 356,76 | 1.175 | 500.218,85 | 425,72 | 2.494 | 970.782,10 | 389,25 |
| TOTAL ESTADO | 251.204 | 88.814.443,05 | 353,56 | 195.289 | 77.524.578,19 | 396,97 | 446.493 | 166.339.021,24 | 372,55 |

Deduciones en nómina (PAS, LISMI, P.F.H.C. y Pagos Indevidos):

704.593,87

IMPORTE NETO DE LA NÓMINA:

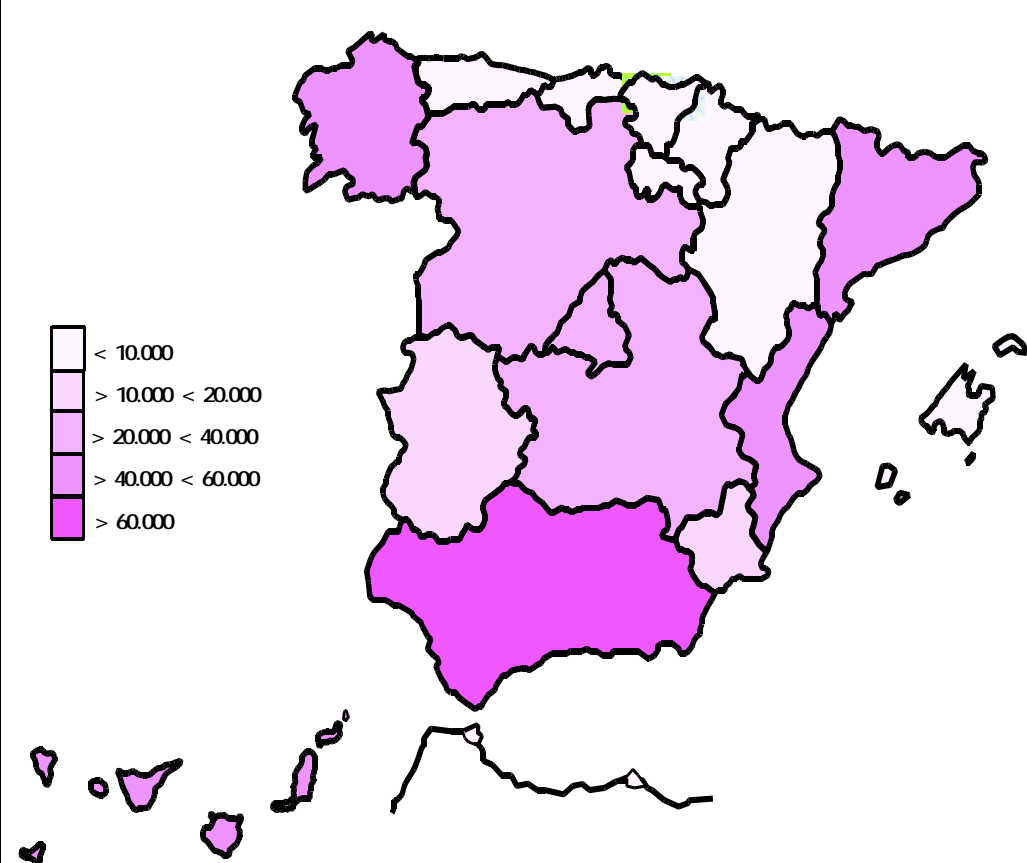
165.634.427,37

PNCs DE LA SEGURIDAD SOCIAL DE JUBILACIÓN E INVALIDEZ

DISTRIBUCIÓN TERRITORIAL DEL NÚMERO DE PENSIONES EN LA NÓMINA DE MARZO DE 2013

| ÁMBITO GEOGRÁFICO | NÚMERO DE PENSIONES POR TIPO | | | | | |
|----------------------|------------------------------|---------------|----------------|---------------|----------------|---------------|
| | JUBILACIÓN | % | INVALIDEZ | % | TOTAL | % |
| ANDALUCÍA | 56.856 | 22,63 | 45.286 | 23,19 | 102.142 | 22,88 |
| ARAGÓN | 4.914 | 1,96 | 2.814 | 1,44 | 7.728 | 1,73 |
| ASTURIAS | 4.866 | 1,94 | 4.687 | 2,40 | 9.553 | 2,14 |
| ILLES BALEARS | 4.236 | 1,69 | 3.244 | 1,66 | 7.480 | 1,68 |
| CANARIAS | 23.306 | 9,28 | 19.317 | 9,89 | 42.623 | 9,55 |
| CANTABRIA | 3.137 | 1,25 | 3.222 | 1,65 | 6.359 | 1,42 |
| CASTILLA Y LEÓN | 12.634 | 5,03 | 9.817 | 5,03 | 22.451 | 5,03 |
| CASTILLA-LA MANCHA | 10.765 | 4,29 | 9.468 | 4,85 | 20.233 | 4,53 |
| CATALUNYA | 30.832 | 12,27 | 24.819 | 12,71 | 55.651 | 12,46 |
| C. VALENCIANA | 26.797 | 10,67 | 19.562 | 10,02 | 46.359 | 10,38 |
| EXTREMADURA | 8.412 | 3,35 | 5.771 | 2,96 | 14.183 | 3,18 |
| GALICIA | 27.652 | 11,01 | 16.621 | 8,51 | 44.273 | 9,92 |
| MADRID | 20.528 | 8,17 | 13.823 | 7,08 | 34.351 | 7,69 |
| MURCIA | 6.701 | 2,67 | 7.333 | 3,75 | 14.034 | 3,14 |
| NAVARRA | 1.770 | 0,70 | 864 | 0,44 | 2.634 | 0,59 |
| PAÍS VASCO | 4.568 | 1,82 | 5.855 | 3,00 | 10.423 | 2,33 |
| LA RIOJA | 1.007 | 0,40 | 751 | 0,38 | 1.758 | 0,39 |
| CEUTA | 904 | 0,36 | 860 | 0,44 | 1.764 | 0,40 |
| MELILLA | 1.319 | 0,53 | 1.175 | 0,60 | 2.494 | 0,56 |
| TOTAL ESTADO | 251.204 | 100,00 | 195.289 | 100,00 | 446.493 | 100,00 |

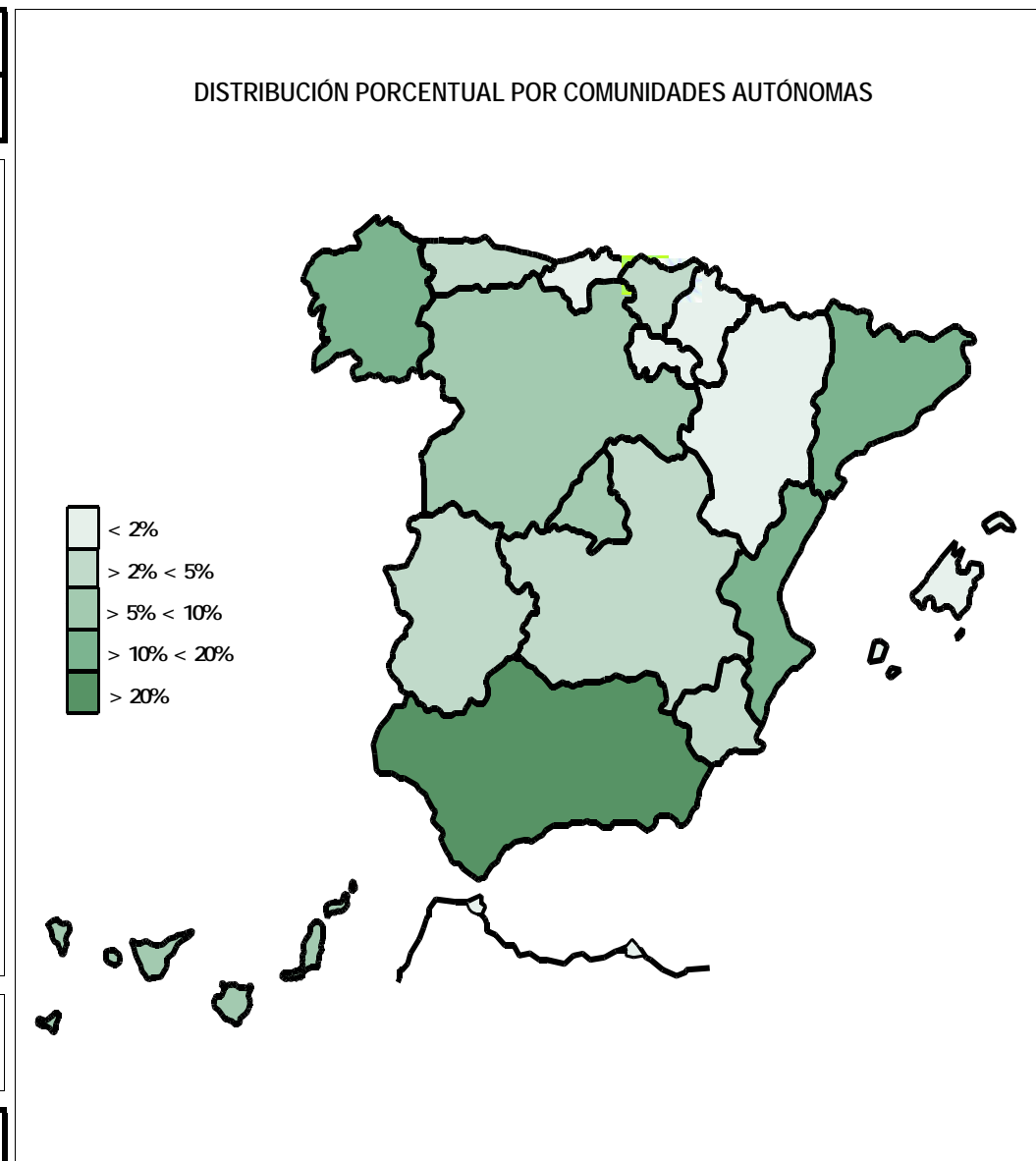
DISTRIBUCIÓN POR COMUNIDADES AUTÓNOMAS



PNCs DE LA SEGURIDAD SOCIAL DE JUBILACIÓN E INVALIDEZ

DISTRIBUCIÓN TERRITORIAL DE LOS IMPORTES BRUTOS DE LAS NÓMINAS DEL AÑO 2013 HASTA MARZO (*)

| ÁMBITO GEOGRÁFICO | IMPORTES BRUTOS DE LAS NÓMINAS | | | |
|----------------------|--------------------------------|-----------------------|-----------------------|---------------|
| | JUBILACIÓN | INVALIDEZ | TOTAL | % |
| ANDALUCÍA | 60.140.447,87 | 53.770.030,80 | 113.910.478,67 | 22,89 |
| ARAGÓN | 5.199.683,56 | 3.295.538,16 | 8.495.221,72 | 1,71 |
| ASTURIAS | 5.112.893,13 | 5.458.281,80 | 10.571.174,93 | 2,12 |
| ILLES BALEARS | 4.523.855,54 | 3.918.802,60 | 8.442.658,14 | 1,70 |
| CANARIAS | 24.673.464,66 | 22.470.800,96 | 47.144.265,62 | 9,47 |
| CANTABRIA | 3.194.459,73 | 3.754.565,80 | 6.949.025,53 | 1,40 |
| CASTILLA Y LEÓN | 13.640.436,84 | 11.713.180,11 | 25.353.616,95 | 5,10 |
| CASTILLA-LA MANCHA | 11.556.530,02 | 11.243.734,49 | 22.800.264,51 | 4,58 |
| CATALUNYA | 31.714.079,49 | 29.614.868,20 | 61.328.947,69 | 12,33 |
| C. VALENCIANA | 27.773.847,84 | 22.952.719,65 | 50.726.567,49 | 10,19 |
| EXTREMADURA | 9.173.277,51 | 6.822.418,31 | 15.995.695,82 | 3,21 |
| GALICIA | 29.359.112,43 | 19.476.323,64 | 48.835.436,07 | 9,81 |
| MADRID | 21.712.359,39 | 16.465.837,65 | 38.178.197,04 | 7,67 |
| MURCIA | 7.165.770,12 | 8.975.537,93 | 16.141.308,05 | 3,24 |
| NAVARRA | 1.817.175,60 | 1.026.982,93 | 2.844.158,53 | 0,57 |
| PAÍS VASCO | 5.278.132,45 | 7.534.648,69 | 12.812.781,14 | 2,58 |
| LA RIOJA | 1.061.215,53 | 900.026,75 | 1.961.242,28 | 0,39 |
| CEUTA | 974.568,66 | 1.075.601,09 | 2.050.169,75 | 0,41 |
| MELILLA | 1.436.382,05 | 1.589.575,18 | 3.025.957,23 | 0,61 |
| TOTAL ESTADO | 265.507.692,42 | 232.059.474,74 | 497.567.167,16 | 100,00 |



*El pago es efectuado por la Tesorería General de la Seguridad Social, excepto Navarra y el País Vasco cuyas fuentes son el Dpt^o. de Políticas Sociales y Consumo y el Dpt^o. de Empleo y Políticas Sociales, respectivamente.

PNCs DE LA SEGURIDAD SOCIAL: ALTAS, BAJAS Y OSCILACIONES EN NÓMINA DE MARZO DE 2013 (1)

| ÁMBITO GEOGRÁFICO | PNC DE JUBILACIÓN | | | PNC DE INVALIDEZ | | | TOTAL PNCs | | |
|----------------------|-------------------|--------------|--------------|------------------|--------------|--------------|--------------|--------------|--------------|
| | ALTAS | BAJAS | OSCILACIONES | ALTAS | BAJAS | OSCILACIONES | ALTAS | BAJAS | OSCILACIONES |
| ANDALUCÍA | 651 | 385 | 266 | 539 | 222 | 317 | 1.190 | 607 | 583 |
| ARAGÓN | 42 | 50 | -8 | 21 | 34 | -13 | 63 | 84 | -21 |
| ASTURIAS | 41 | 34 | 7 | 49 | 28 | 21 | 90 | 62 | 28 |
| ILLES BALEARS | 47 | 80 | -33 | 56 | 35 | 21 | 103 | 115 | -12 |
| CANARIAS | 188 | 225 | -37 | 152 | 112 | 40 | 340 | 337 | 3 |
| CANTABRIA | 26 | 33 | -7 | 26 | 22 | 4 | 52 | 55 | -3 |
| CASTILLA Y LEÓN | 115 | 124 | -9 | 110 | 57 | 53 | 225 | 181 | 44 |
| CASTILLA-LA MANCHA | 94 | 145 | -51 | 127 | 59 | 68 | 221 | 204 | 17 |
| CATALUNYA | 145 | 251 | -106 | 230 | 118 | 112 | 375 | 369 | 6 |
| C. VALENCIANA | 211 | 203 | 8 | 132 | 163 | -31 | 343 | 366 | -23 |
| EXTREMADURA | 109 | 81 | 28 | 74 | 46 | 28 | 183 | 127 | 56 |
| GALICIA | 175 | 320 | -145 | 120 | 121 | -1 | 295 | 441 | -146 |
| MADRID | 196 | 263 | -67 | 157 | 102 | 55 | 353 | 365 | -12 |
| MURCIA | 47 | 57 | -10 | 67 | 60 | 7 | 114 | 117 | -3 |
| NAVARRA | - | - | - | - | - | - | - | - | - |
| PAÍS VASCO | - | - | - | - | - | - | - | - | - |
| LA RIOJA | 10 | 5 | 5 | 8 | 8 | 0 | 18 | 13 | 5 |
| CEUTA | 9 | 14 | -5 | 28 | 15 | 13 | 37 | 29 | 8 |
| MELILLA | 6 | 12 | -6 | 17 | 33 | -16 | 23 | 45 | -22 |
| TOTAL ESTADO | 2.112 | 2.282 | -170 | 1.913 | 1.235 | 678 | 4.025 | 3.517 | 508 |

1) No se dispone del movimiento de beneficiarios en nómina de las comunidades de Navarra y el País Vasco

PNCs DE LA SEGURIDAD SOCIAL: ACUMULADO DE ALTAS, BAJAS Y OSCILACIONES EN NÓMINA AÑO 2013 (1)

| ÁMBITO GEOGRÁFICO | PNC DE JUBILACIÓN | | | PNC DE INVALIDEZ | | | TOTAL PNCs | | |
|----------------------|-------------------|--------------|--------------|------------------|--------------|--------------|--------------|--------------|--------------|
| | ALTAS | BAJAS | OSCILACIONES | ALTAS | BAJAS | OSCILACIONES | ALTAS | BAJAS | OSCILACIONES |
| ANDALUCÍA | 1.293 | 1.170 | 123 | 1.186 | 576 | 610 | 2.479 | 1.746 | 733 |
| ARAGÓN | 138 | 130 | 8 | 64 | 67 | -3 | 202 | 197 | 5 |
| ASTURIAS | 108 | 111 | -3 | 139 | 81 | 58 | 247 | 192 | 55 |
| ILLES BALEARS | 147 | 174 | -27 | 148 | 125 | 23 | 295 | 299 | -4 |
| CANARIAS | 439 | 565 | -126 | 357 | 237 | 120 | 796 | 802 | -6 |
| CANTABRIA | 61 | 79 | -18 | 71 | 56 | 15 | 132 | 135 | -3 |
| CASTILLA Y LEÓN | 272 | 308 | -36 | 281 | 170 | 111 | 553 | 478 | 75 |
| CASTILLA-LA MANCHA | 261 | 312 | -51 | 318 | 159 | 159 | 579 | 471 | 108 |
| CATALUNYA | 407 | 682 | -275 | 571 | 350 | 221 | 978 | 1.032 | -54 |
| C. VALENCIANA | 631 | 484 | 147 | 514 | 412 | 102 | 1.145 | 896 | 249 |
| EXTREMADURA | 162 | 300 | -138 | 121 | 159 | -38 | 283 | 459 | -176 |
| GALICIA | 475 | 695 | -220 | 365 | 269 | 96 | 840 | 964 | -124 |
| MADRID | 468 | 464 | 4 | 413 | 233 | 180 | 881 | 697 | 184 |
| MURCIA | 129 | 124 | 5 | 187 | 118 | 69 | 316 | 242 | 74 |
| NAVARRA | - | - | - | - | - | - | - | - | - |
| PAÍS VASCO | - | - | - | - | - | - | - | - | - |
| LA RIOJA | 32 | 16 | 16 | 27 | 18 | 9 | 59 | 34 | 25 |
| CEUTA | 21 | 23 | -2 | 53 | 31 | 22 | 74 | 54 | 20 |
| MELILLA | 18 | 29 | -11 | 59 | 97 | -38 | 77 | 126 | -49 |
| TOTAL ESTADO | 5.062 | 5.666 | -604 | 4.874 | 3.158 | 1.716 | 9.936 | 8.824 | 1.112 |

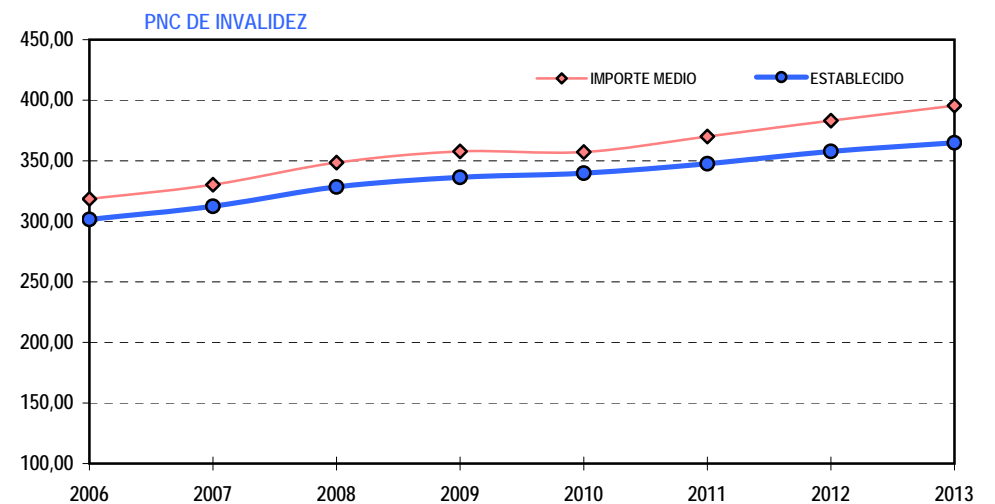
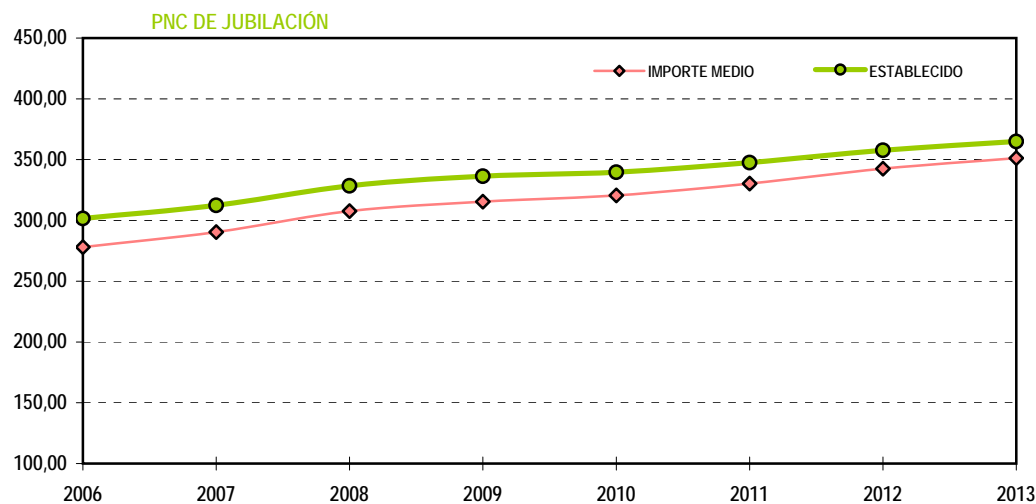
1) No se dispone del movimiento de beneficiarios en nómina de las comunidades de Navarra y el País Vasco

EVOLUCIÓN IMPORTES MEDIOS PENSIONES NO CONTRIBUTIVAS

| | PNC DE JUBILACIÓN | | | | | | | | PNC DE INVALIDEZ | | | | | | | |
|-------------------------|-------------------|---------------|---------------|---------------|---------------|---------------|---------------|---------------|------------------|---------------|---------------|---------------|---------------|---------------|---------------|---------------|
| | 2006 | 2007 | 2008 | 2009 | 2010 | 2011 | 2012 | 2013 | 2006 | 2007 | 2008 | 2009 | 2010 | 2011 | 2012 | 2013 |
| ENERO | 283,55 | 289,48 | 316,06 | 315,68 | 319,21 | 334,45 | 350,01 | 349,88 | 326,58 | 330,27 | 357,42 | 356,26 | 358,94 | 376,34 | 394,88 | 398,04 |
| FEBRERO | 276,67 | 287,68 | 306,99 | 314,80 | 319,85 | 329,22 | 338,85 | 350,34 | 317,92 | 330,18 | 346,63 | 356,11 | 362,33 | 348,08 | 381,74 | 391,44 |
| MARZO | 281,50 | 292,29 | 308,60 | 316,40 | 321,93 | 331,20 | 342,74 | 353,56 | 325,32 | 333,75 | 350,57 | 359,76 | 367,34 | 375,52 | 385,50 | 396,97 |
| ABRIL | 279,64 | 291,04 | 307,89 | 316,18 | 322,42 | 331,82 | 343,49 | | 319,43 | 333,82 | 349,65 | 360,88 | 366,96 | 375,89 | 387,02 | |
| MAYO | 278,58 | 290,65 | 308,81 | 316,90 | 321,34 | 330,75 | 341,05 | | 318,53 | 330,07 | 350,72 | 360,91 | 365,57 | 373,05 | 383,65 | |
| JUNIO* | 547,74 | 573,54 | 606,10 | 622,25 | 631,82 | 648,46 | 671,49 | | 623,93 | 649,27 | 682,74 | 700,98 | 708,92 | 725,87 | 751,77 | |
| JULIO | 280,44 | 293,68 | 309,63 | 318,42 | 323,56 | 334,13 | 346,58 | | 325,10 | 335,30 | 352,90 | 362,57 | 342,22 | 376,05 | 388,40 | |
| AGOSTO | 278,39 | 292,39 | 308,47 | 317,63 | 322,35 | 331,09 | 343,99 | | 318,56 | 334,34 | 349,40 | 362,41 | 364,72 | 372,59 | 383,67 | |
| SEPTIEMBRE | 276,56 | 290,13 | 306,73 | 315,78 | 320,22 | 329,58 | 340,69 | | 316,98 | 326,75 | 346,52 | 356,45 | 361,22 | 369,25 | 379,37 | |
| OCTUBRE | 278,59 | 292,54 | 307,90 | 316,66 | 322,13 | 334,63 | 348,10 | | 320,11 | 332,91 | 351,26 | 360,72 | 363,26 | 375,30 | 386,74 | |
| NOVIEMBRE* | 549,80 | 577,12 | 609,10 | 625,29 | 635,57 | 654,13 | 678,81 | | 624,16 | 650,38 | 685,55 | 704,05 | 669,36 | 733,14 | 750,59 | |
| DICIEMBRE | 281,19 | 295,54 | 311,70 | 320,33 | 327,85 | 335,44 | 349,13 | | 323,01 | 336,53 | 355,65 | 366,72 | 369,24 | 379,51 | 390,41 | |
| IMPORTE MEDIO | 278,05 | 290,43 | 307,71 | 315,45 | 320,59 | 330,35 | 342,50 | 351,26 | 318,55 | 330,26 | 348,50 | 357,70 | 357,15 | 370,04 | 383,12 | 395,48 |
| IMP. MENSUAL | | | | | | | | | | | | | | | | |
| ESTABLECIDO | 301,55 | 312,43 | 328,44 | 336,33 | 339,70 | 347,60 | 357,70 | 364,90 | 301,55 | 312,43 | 328,44 | 336,33 | 339,70 | 347,60 | 357,70 | 364,90 |
| Con comp. 50% T. P. (1) | - | - | - | - | - | - | - | - | 452,33 | 468,65 | 492,66 | 504,50 | 509,55 | 521,40 | 536,55 | 547,35 |
| MÍNIMO 25% | 75,39 | 78,11 | 82,11 | 84,08 | 84,93 | 86,90 | 89,43 | 91,23 | 75,39 | 78,11 | 82,11 | 84,08 | 84,93 | 86,90 | 89,43 | 91,23 |
| Δ INTERANUAL | 4,40% | 3,60% | 5,10% | 2,40% | 1,00% | 2,30% | 2,90% | 2,00% | 4,40% | 3,60% | 5,10% | 2,40% | 1,00% | 2,30% | 2,90% | 2,00% |

(*) Junto a la mensualidad se abona una paga extra, por lo que la media se calcula sobre 14 pagas.

(1) En la PNC de Invalidez, la cuantía se incrementa en un 50% en los casos en que el beneficiario necesite el concurso de una tercera persona.



1b PNC DE JUBILACIÓN: DATOS DE LA GESTIÓN MENSUAL Y ANUAL

PENSIÓN NO CONTRIBUTIVA DE JUBILACIÓN

DATOS DE GESTIÓN CORRESPONDIENTES AL MES DE MARZO DE 2013

| CC.AA. Y/O PROVINCIAS | PTES. MES ANTERIOR | SOLICITUDES PRESENTADAS | | | | | A RESOLV. MES | SOLICITUDES RESUELTAS | | | | | | | | | PTES. FIN MES |
|-----------------------------|--------------------------|----------------------------|----------|----------|----------|------------|---------------------|-----------------------|----------|----------|----------|------------|--------------|-----------|------------|--------------|---------------------|
| | | | | | | | | APROBADAS | | | | | NO APROBADAS | | TOTAL | | |
| | | NUEVAS | LISMI | PAS | INSS | TOTAL | | NUEVAS | LISMI | PAS | INSS | TOTAL | DNG | CAD-DES | | | |
| ANDALUCÍA | 1.164 | 523 | 3 | 2 | 0 | 528 | 1.692 | 428 | 0 | 2 | 0 | 430 | 69 | 19 | 518 | 1.174 | |
| ALMERÍA | 20 | 41 | 0 | 0 | 0 | 41 | 61 | 25 | 0 | 0 | 0 | 25 | 6 | 1 | 32 | 29 | |
| CÁDIZ | 309 | 61 | 0 | 1 | 0 | 62 | 371 | 108 | 0 | 2 | 0 | 110 | 0 | 0 | 110 | 261 | |
| CÓRDOBA | 49 | 53 | 2 | 0 | 0 | 55 | 104 | 35 | 0 | 0 | 0 | 35 | 10 | 7 | 52 | 52 | |
| GRANADA | 50 | 52 | 0 | 0 | 0 | 52 | 102 | 27 | 0 | 0 | 0 | 27 | 3 | 2 | 32 | 70 | |
| HUELVA | 27 | 32 | 0 | 0 | 0 | 32 | 59 | 25 | 0 | 0 | 0 | 25 | 2 | 1 | 28 | 31 | |
| JAÉN | 33 | 25 | 1 | 0 | 0 | 26 | 59 | 17 | 0 | 0 | 0 | 17 | 2 | 0 | 19 | 40 | |
| MÁLAGA | 134 | 149 | 0 | 0 | 0 | 149 | 283 | 83 | 0 | 0 | 0 | 83 | 12 | 5 | 100 | 183 | |
| SEVILLA | 542 | 110 | 0 | 1 | 0 | 111 | 653 | 108 | 0 | 0 | 0 | 108 | 34 | 3 | 145 | 508 | |
| ARAGÓN | 52 | 62 | 0 | 0 | 0 | 62 | 114 | 54 | 0 | 0 | 0 | 54 | 11 | 4 | 69 | 45 | |
| HUESCA | 16 | 10 | 0 | 0 | 0 | 10 | 26 | 10 | 0 | 0 | 0 | 10 | 4 | 1 | 15 | 11 | |
| TERUEL | 6 | 5 | 0 | 0 | 0 | 5 | 11 | 6 | 0 | 0 | 0 | 6 | 1 | 0 | 7 | 4 | |
| ZARAGOZA | 30 | 47 | 0 | 0 | 0 | 47 | 77 | 38 | 0 | 0 | 0 | 38 | 6 | 3 | 47 | 30 | |
| ASTURIAS | 105 | 42 | 1 | 0 | 5 | 48 | 153 | 28 | 0 | 1 | 2 | 31 | 11 | 0 | 42 | 111 | |
| ILLES BALEARS | 91 | 75 | 0 | 0 | 0 | 75 | 166 | 36 | 0 | 0 | 0 | 36 | 9 | 3 | 48 | 118 | |
| CANARIAS | 1.440 | 206 | 0 | 4 | 0 | 210 | 1.650 | 161 | 0 | 3 | 0 | 164 | 52 | 9 | 225 | 1.425 | |
| LAS PALMAS | 763 | 114 | 0 | 4 | 0 | 118 | 881 | 90 | 0 | 2 | 0 | 92 | 37 | 6 | 135 | 746 | |
| S.C. TENERIFE | 677 | 92 | 0 | 0 | 0 | 92 | 769 | 71 | 0 | 1 | 0 | 72 | 15 | 3 | 90 | 679 | |
| CANTABRIA | 48 | 24 | 0 | 0 | 0 | 24 | 72 | 25 | 0 | 0 | 0 | 25 | 6 | 0 | 31 | 41 | |
| CASTILLA Y LEÓN | 284 | 119 | 0 | 0 | 0 | 119 | 403 | 118 | 1 | 0 | 0 | 119 | 21 | 5 | 145 | 258 | |
| ÁVILA | 0 | 12 | 0 | 0 | 0 | 12 | 12 | 10 | 0 | 0 | 0 | 10 | 1 | 0 | 11 | 1 | |
| BURGOS | 64 | 14 | 0 | 0 | 0 | 14 | 78 | 10 | 0 | 0 | 0 | 10 | 1 | 0 | 11 | 67 | |
| LEÓN | 26 | 23 | 0 | 0 | 0 | 23 | 49 | 15 | 1 | 0 | 0 | 16 | 4 | 0 | 20 | 29 | |
| PALENCIA | 20 | 6 | 0 | 0 | 0 | 6 | 26 | 10 | 0 | 0 | 0 | 10 | 1 | 0 | 11 | 15 | |
| SALAMANCA | 47 | 19 | 0 | 0 | 0 | 19 | 66 | 16 | 0 | 0 | 0 | 16 | 5 | 5 | 26 | 40 | |
| SEGOVIA | 28 | 12 | 0 | 0 | 0 | 12 | 40 | 26 | 0 | 0 | 0 | 26 | 6 | 0 | 32 | 8 | |
| SORIA | 3 | 2 | 0 | 0 | 0 | 2 | 5 | 3 | 0 | 0 | 0 | 3 | 0 | 0 | 3 | 2 | |
| VALLADOLID | 59 | 19 | 0 | 0 | 0 | 19 | 78 | 23 | 0 | 0 | 0 | 23 | 1 | 0 | 24 | 54 | |
| ZAMORA | 37 | 12 | 0 | 0 | 0 | 12 | 49 | 5 | 0 | 0 | 0 | 5 | 2 | 0 | 7 | 42 | |
| CASTILLA-LA MANCHA | 376 | 110 | 0 | 0 | 0 | 110 | 486 | 86 | 0 | 1 | 0 | 87 | 28 | 12 | 127 | 359 | |
| ALBACETE | 38 | 22 | 0 | 0 | 0 | 22 | 60 | 19 | 0 | 0 | 0 | 19 | 5 | 4 | 28 | 32 | |
| CIUDAD REAL | 0 | 31 | 0 | 0 | 0 | 31 | 31 | 24 | 0 | 1 | 0 | 25 | 5 | 1 | 31 | 0 | |
| CUENCA | 5 | 15 | 0 | 0 | 0 | 15 | 20 | 15 | 0 | 0 | 0 | 15 | 1 | 0 | 16 | 4 | |
| GUADALAJARA | 15 | 8 | 0 | 0 | 0 | 8 | 23 | 8 | 0 | 0 | 0 | 8 | 2 | 2 | 12 | 11 | |
| TOLEDO | 318 | 34 | 0 | 0 | 0 | 34 | 352 | 20 | 0 | 0 | 0 | 20 | 15 | 5 | 40 | 312 | |

(Continúa al dorso)

| CC.AA. Y/O PROVINCIAS | PTES. MES ANTERIOR | SOLICITUDES PRESENTADAS | | | | | A RESOLV. MES | SOLICITUDES RESUELTAS | | | | | | | | | PTES. FIN MES |
|-----------------------------|--------------------------|----------------------------|-------|-----|------|-------|---------------------|-----------------------|-------|-----|------|-------|--------------|---------|-------|-------|---------------------|
| | | NUEVAS | LISMI | PAS | INSS | TOTAL | | APROBADAS | | | | | NO APROBADAS | | TOTAL | | |
| | | | | | | | | NUEVAS | LISMI | PAS | INSS | TOTAL | DNG | CAD-DES | | | |
| CATALUNYA | 2.314 | 274 | 0 | 2 | 1 | 277 | 2.591 | 130 | 1 | 0 | 2 | 133 | 62 | 45 | 240 | 2.351 | |
| BARCELONA | 1.684 | 218 | 0 | 0 | 1 | 219 | 1.903 | 91 | 1 | 0 | 2 | 94 | 44 | 31 | 169 | 1.734 | |
| GIRONA | 220 | 15 | 0 | 0 | 0 | 15 | 235 | 19 | 0 | 0 | 0 | 19 | 9 | 5 | 33 | 202 | |
| LLEIDA | 128 | 14 | 0 | 1 | 0 | 15 | 143 | 10 | 0 | 0 | 0 | 10 | 3 | 1 | 14 | 129 | |
| TARRAGONA | 282 | 27 | 0 | 1 | 0 | 28 | 310 | 10 | 0 | 0 | 0 | 10 | 6 | 8 | 24 | 286 | |
| COMUNIDAD VALENCIANA | 478 | 299 | 1 | 2 | 0 | 302 | 780 | 151 | 2 | 1 | 0 | 154 | 72 | 21 | 247 | 533 | |
| ALICANTE | 159 | 135 | 1 | 2 | 0 | 138 | 297 | 72 | 1 | 1 | 0 | 74 | 45 | 20 | 139 | 158 | |
| CASTELLÓN | 33 | 26 | 0 | 0 | 0 | 26 | 59 | 10 | 0 | 0 | 0 | 10 | 4 | 0 | 14 | 45 | |
| VALENCIA | 286 | 138 | 0 | 0 | 0 | 138 | 424 | 69 | 1 | 0 | 0 | 70 | 23 | 1 | 94 | 330 | |
| EXTREMADURA | 91 | 55 | 0 | 2 | 0 | 57 | 148 | 83 | 0 | 0 | 0 | 83 | 20 | 3 | 106 | 42 | |
| BADAJOS | 47 | 40 | 0 | 2 | 0 | 42 | 89 | 49 | 0 | 0 | 0 | 49 | 11 | 2 | 62 | 27 | |
| CÁCERES | 44 | 15 | 0 | 0 | 0 | 15 | 59 | 34 | 0 | 0 | 0 | 34 | 9 | 1 | 44 | 15 | |
| GALICIA | 561 | 166 | 0 | 0 | 0 | 166 | 727 | 140 | 0 | 0 | 0 | 140 | 38 | 4 | 182 | 545 | |
| A CORUÑA | 294 | 65 | 0 | 0 | 0 | 65 | 359 | 51 | 0 | 0 | 0 | 51 | 14 | 2 | 67 | 292 | |
| LUGO | 8 | 12 | 0 | 0 | 0 | 12 | 20 | 16 | 0 | 0 | 0 | 16 | 3 | 0 | 19 | 1 | |
| OURENSE | 65 | 22 | 0 | 0 | 0 | 22 | 87 | 21 | 0 | 0 | 0 | 21 | 3 | 1 | 25 | 62 | |
| PONTEVEDRA | 194 | 67 | 0 | 0 | 0 | 67 | 261 | 52 | 0 | 0 | 0 | 52 | 18 | 1 | 71 | 190 | |
| MADRID | 658 | 197 | 1 | 1 | 0 | 199 | 857 | 208 | 1 | 1 | 0 | 210 | 83 | 41 | 334 | 523 | |
| MURCIA | 216 | 52 | 1 | 0 | 0 | 53 | 269 | 86 | 1 | 0 | 0 | 87 | 16 | 6 | 109 | 160 | |
| NAVARRA | 12 | 28 | 0 | 0 | 3 | 31 | 43 | 13 | 0 | 0 | 0 | 13 | 4 | 3 | 20 | 23 | |
| PAÍS VASCO | 59 | 44 | 1 | 0 | 0 | 45 | 104 | 41 | 1 | 0 | 0 | 42 | 5 | 0 | 47 | 57 | |
| ARABA/ÁLAVA | 1 | 4 | 1 | 0 | 0 | 5 | 6 | 5 | 1 | 0 | 0 | 6 | 0 | 0 | 6 | 0 | |
| GIPUZKOA | 10 | 10 | 0 | 0 | 0 | 10 | 20 | 6 | 0 | 0 | 0 | 6 | 0 | 0 | 6 | 14 | |
| BIZKAIA | 48 | 30 | 0 | 0 | 0 | 30 | 78 | 30 | 0 | 0 | 0 | 30 | 5 | 0 | 35 | 43 | |
| LA RIOJA | 23 | 5 | 0 | 0 | 0 | 5 | 28 | 16 | 0 | 0 | 0 | 16 | 1 | 0 | 17 | 11 | |
| CEUTA | 23 | 9 | 0 | 0 | 0 | 9 | 32 | 2 | 0 | 0 | 0 | 2 | 0 | 0 | 2 | 30 | |
| MELILLA | 20 | 7 | 0 | 0 | 0 | 7 | 27 | 5 | 1 | 0 | 0 | 6 | 4 | 0 | 10 | 17 | |

| | | | | | | | | | | | | | | | | |
|--------------|-------|-------|---|----|---|-------|--------|-------|---|---|---|-------|-----|-----|-------|-------|
| TOTAL ESTADO | 8.015 | 2.297 | 8 | 13 | 9 | 2.327 | 10.342 | 1.811 | 8 | 9 | 4 | 1.832 | 512 | 175 | 2.519 | 7.823 |
|--------------|-------|-------|---|----|---|-------|--------|-------|---|---|---|-------|-----|-----|-------|-------|

PENSIÓN NO CONTRIBUTIVA DE JUBILACIÓN

CAUSAS DE DENEGACIÓN CORRESPONDIENTES AL MES DE MARZO DE 2013

| CC.AA. Y/O PROVINCIAS | EDAD | RESIDENCIA LEGAL | RECURSOS | | PRESTACIÓN INCOMPATIBLE | SIN DESGLOSAR | TOTAL CAUSAS DE DENEGACIÓN |
|-----------------------------|------|------------------|------------|--------|----------------------------|------------------|----------------------------------|
| | | | ECONÓMICOS | | | | |
| | | | PERSONALES | U.E.C. | | | |
| ANDALUCÍA | 8 | 17 | 15 | 29 | 0 | 0 | 69 |
| ALMERÍA | 2 | 2 | 2 | 0 | 0 | 0 | 6 |
| CÁDIZ | 0 | 0 | 0 | 0 | 0 | 0 | 0 |
| CÓRDOBA | 0 | 2 | 3 | 5 | 0 | 0 | 10 |
| GRANADA | 1 | 0 | 0 | 2 | 0 | 0 | 3 |
| HUELVA | 2 | 0 | 0 | 0 | 0 | 0 | 2 |
| JAÉN | 0 | 0 | 1 | 1 | 0 | 0 | 2 |
| MÁLAGA | 0 | 5 | 2 | 5 | 0 | 0 | 12 |
| SEVILLA | 3 | 8 | 7 | 16 | 0 | 0 | 34 |
| ARAGÓN | 1 | 3 | 2 | 5 | 0 | 0 | 11 |
| HUESCA | 0 | 0 | 0 | 4 | 0 | 0 | 4 |
| TERUEL | 0 | 0 | 0 | 1 | 0 | 0 | 1 |
| ZARAGOZA | 1 | 3 | 2 | 0 | 0 | 0 | 6 |
| ASTURIAS | 1 | 2 | 6 | 2 | 0 | 0 | 11 |
| ILLES BALEARS | 1 | 7 | 0 | 1 | 0 | 0 | 9 |
| CANARIAS | 1 | 17 | 16 | 18 | 0 | 0 | 52 |
| LAS PALMAS | 0 | 12 | 12 | 13 | 0 | 0 | 37 |
| S.C. TENERIFE | 1 | 5 | 4 | 5 | 0 | 0 | 15 |
| CANTABRIA | 1 | 0 | 1 | 4 | 0 | 0 | 6 |
| CASTILLA Y LEÓN | 1 | 1 | 9 | 10 | 0 | 0 | 21 |
| ÁVILA | 0 | 0 | 0 | 1 | 0 | 0 | 1 |
| BURGOS | 0 | 0 | 1 | 0 | 0 | 0 | 1 |
| LEÓN | 1 | 1 | 1 | 1 | 0 | 0 | 4 |
| PALENCIA | 0 | 0 | 0 | 1 | 0 | 0 | 1 |
| SALAMANCA | 0 | 0 | 3 | 2 | 0 | 0 | 5 |
| SEGOVIA | 0 | 0 | 4 | 2 | 0 | 0 | 6 |
| SORIA | 0 | 0 | 0 | 0 | 0 | 0 | 0 |
| VALLADOLID | 0 | 0 | 0 | 1 | 0 | 0 | 1 |
| ZAMORA | 0 | 0 | 0 | 2 | 0 | 0 | 2 |
| CASTILLA-LA MANCHA | 3 | 5 | 5 | 15 | 0 | 0 | 28 |
| ALBACETE | 0 | 0 | 1 | 4 | 0 | 0 | 5 |
| CIUDAD REAL | 1 | 0 | 1 | 3 | 0 | 0 | 5 |
| CUENCA | 0 | 1 | 0 | 0 | 0 | 0 | 1 |
| GUADALAJARA | 0 | 0 | 0 | 2 | 0 | 0 | 2 |
| TOLEDO | 2 | 4 | 3 | 6 | 0 | 0 | 15 |

(Continúa al dorso)

| CC.AA. Y/O PROVINCIAS | EDAD | RESIDENCIA LEGAL | RECURSOS ECONÓMICOS | | PRESTACIÓN INCOMPATIBLE | SIN DESGLOSAR | TOTAL CAUSAS DE DENEGACIÓN |
|-----------------------------|-----------|------------------|------------------------|------------|----------------------------|------------------|----------------------------------|
| | | | PERSONALES | U.E.C. | | | |
| CATALUNYA | 8 | 3 | 11 | 33 | 7 | 0 | 62 |
| BARCELONA | 5 | 2 | 11 | 22 | 4 | 0 | 44 |
| GIRONA | 1 | 1 | 0 | 4 | 3 | 0 | 9 |
| LLEIDA | 1 | 0 | 0 | 2 | 0 | 0 | 3 |
| TARRAGONA | 1 | 0 | 0 | 5 | 0 | 0 | 6 |
| COMUNIDAD VALENCIANA | 3 | 16 | 11 | 42 | 0 | 0 | 72 |
| ALICANTE | 0 | 11 | 7 | 27 | 0 | 0 | 45 |
| CASTELLÓN | 1 | 0 | 2 | 1 | 0 | 0 | 4 |
| VALENCIA | 2 | 5 | 2 | 14 | 0 | 0 | 23 |
| EXTREMADURA | 2 | 3 | 2 | 13 | 0 | 0 | 20 |
| BADAJOS | 2 | 1 | 1 | 7 | 0 | 0 | 11 |
| CÁCERES | 0 | 2 | 1 | 6 | 0 | 0 | 9 |
| GALICIA | 3 | 5 | 11 | 19 | 0 | 0 | 38 |
| A CORUÑA | 2 | 1 | 2 | 9 | 0 | 0 | 14 |
| LUGO | 1 | 0 | 1 | 1 | 0 | 0 | 3 |
| OURENSE | 0 | 1 | 1 | 1 | 0 | 0 | 3 |
| PONTEVEDRA | 0 | 3 | 7 | 8 | 0 | 0 | 18 |
| MADRID | 5 | 25 | 23 | 30 | 0 | 0 | 83 |
| MURCIA | 0 | 2 | 4 | 10 | 0 | 0 | 16 |
| NAVARRA | 0 | 2 | 1 | 1 | 0 | 0 | 4 |
| PAÍS VASCO | 0 | 1 | 3 | 1 | 0 | 0 | 5 |
| ARABA/ÁLAVA | 0 | 0 | 0 | 0 | 0 | 0 | 0 |
| GIPUZKOA | 0 | 0 | 0 | 0 | 0 | 0 | 0 |
| BIZKAIA | 0 | 1 | 3 | 1 | 0 | 0 | 5 |
| LA RIOJA | 0 | 1 | 0 | 0 | 0 | 0 | 1 |
| CEUTA | 0 | 0 | 0 | 0 | 0 | 0 | 0 |
| MELILLA | 1 | 3 | 0 | 0 | 0 | 0 | 4 |
| TOTAL ESTADO | 39 | 113 | 120 | 233 | 7 | 0 | 512 |

PENSIÓN NO CONTRIBUTIVA DE JUBILACIÓN

DATOS ACUMULADOS DE GESTIÓN CORRESPONDIENTES AL AÑO 2013 HASTA MARZO

| CC.AA. Y/O PROVINCIAS | PTES. AÑO ANTERIOR | SOLICITUDES PRESENTADAS | | | | | A RESOLV. AÑO | SOLICITUDES RESUELTAS | | | | | | | | | PTES. FINAL |
|-----------------------------|--------------------------|----------------------------|-------|-----|------|-------|---------------------|-----------------------|-------|-----|------|-------|--------------|---------|-------|-------|----------------|
| | | NUEVAS | LISMI | PAS | INSS | TOTAL | | APROBADAS | | | | | NO APROBADAS | | TOTAL | | |
| | | | | | | | | NUEVAS | LISMI | PAS | INSS | TOTAL | DNG | CAD-DES | | | |
| ANDALUCÍA | 1.198 | 1.560 | 4 | 6 | 0 | 1.570 | 2.768 | 1.219 | 0 | 17 | 0 | 1.236 | 271 | 87 | 1.594 | 1.174 | |
| ALMERÍA | 26 | 112 | 0 | 0 | 0 | 112 | 138 | 79 | 0 | 0 | 0 | 79 | 25 | 5 | 109 | 29 | |
| CÁDIZ | 273 | 261 | 0 | 3 | 0 | 264 | 537 | 227 | 0 | 5 | 0 | 232 | 31 | 13 | 276 | 261 | |
| CÓRDOBA | 76 | 140 | 2 | 2 | 0 | 144 | 220 | 125 | 0 | 3 | 0 | 128 | 24 | 16 | 168 | 52 | |
| GRANADA | 52 | 129 | 0 | 0 | 0 | 129 | 181 | 86 | 0 | 0 | 0 | 86 | 21 | 4 | 111 | 70 | |
| HUELVA | 21 | 92 | 0 | 0 | 0 | 92 | 113 | 68 | 0 | 0 | 0 | 68 | 9 | 5 | 82 | 31 | |
| JAÉN | 21 | 77 | 1 | 0 | 0 | 78 | 99 | 41 | 0 | 3 | 0 | 44 | 8 | 7 | 59 | 40 | |
| MÁLAGA | 118 | 354 | 1 | 0 | 0 | 355 | 473 | 230 | 0 | 2 | 0 | 232 | 38 | 20 | 290 | 183 | |
| SEVILLA | 611 | 395 | 0 | 1 | 0 | 396 | 1.007 | 363 | 0 | 4 | 0 | 367 | 115 | 17 | 499 | 508 | |
| ARAGÓN | 48 | 179 | 1 | 0 | 0 | 180 | 228 | 147 | 0 | 0 | 0 | 147 | 26 | 10 | 183 | 45 | |
| HUESCA | 11 | 33 | 1 | 0 | 0 | 34 | 45 | 27 | 0 | 0 | 0 | 27 | 6 | 1 | 34 | 11 | |
| TERUEL | 7 | 11 | 0 | 0 | 0 | 11 | 18 | 12 | 0 | 0 | 0 | 12 | 1 | 1 | 14 | 4 | |
| ZARAGOZA | 30 | 135 | 0 | 0 | 0 | 135 | 165 | 108 | 0 | 0 | 0 | 108 | 19 | 8 | 135 | 30 | |
| ASTURIAS | 106 | 130 | 1 | 0 | 11 | 142 | 248 | 96 | 1 | 1 | 9 | 107 | 27 | 3 | 137 | 111 | |
| ILLES BALEARS | 61 | 218 | 0 | 0 | 0 | 218 | 279 | 109 | 1 | 0 | 0 | 110 | 41 | 10 | 161 | 118 | |
| CANARIAS | 1.451 | 582 | 0 | 9 | 0 | 591 | 2.042 | 445 | 0 | 3 | 0 | 448 | 133 | 36 | 617 | 1.425 | |
| LAS PALMAS | 786 | 314 | 0 | 6 | 0 | 320 | 1.106 | 241 | 0 | 2 | 0 | 243 | 92 | 25 | 360 | 746 | |
| S.C. TENERIFE | 665 | 268 | 0 | 3 | 0 | 271 | 936 | 204 | 0 | 1 | 0 | 205 | 41 | 11 | 257 | 679 | |
| CANTABRIA | 29 | 96 | 0 | 0 | 0 | 96 | 125 | 69 | 1 | 0 | 0 | 70 | 14 | 0 | 84 | 41 | |
| CASTILLA Y LEÓN | 210 | 399 | 1 | 0 | 0 | 400 | 610 | 267 | 4 | 0 | 0 | 271 | 65 | 16 | 352 | 258 | |
| ÁVILA | 4 | 26 | 0 | 0 | 0 | 26 | 30 | 24 | 0 | 0 | 0 | 24 | 5 | 0 | 29 | 1 | |
| BURGOS | 43 | 58 | 0 | 0 | 0 | 58 | 101 | 24 | 0 | 0 | 0 | 24 | 7 | 3 | 34 | 67 | |
| LEÓN | 14 | 57 | 0 | 0 | 0 | 57 | 71 | 29 | 1 | 0 | 0 | 30 | 11 | 1 | 42 | 29 | |
| PALENCIA | 10 | 32 | 0 | 0 | 0 | 32 | 42 | 20 | 0 | 0 | 0 | 20 | 7 | 0 | 27 | 15 | |
| SALAMANCA | 23 | 79 | 0 | 0 | 0 | 79 | 102 | 43 | 1 | 0 | 0 | 44 | 13 | 5 | 62 | 40 | |
| SEGOVIA | 29 | 20 | 0 | 0 | 0 | 20 | 49 | 29 | 0 | 0 | 0 | 29 | 11 | 1 | 41 | 8 | |
| SORIA | 6 | 7 | 1 | 0 | 0 | 8 | 14 | 9 | 2 | 0 | 0 | 11 | 1 | 0 | 12 | 2 | |
| VALLADOLID | 46 | 83 | 0 | 0 | 0 | 83 | 129 | 69 | 0 | 0 | 0 | 69 | 4 | 2 | 75 | 54 | |
| ZAMORA | 35 | 37 | 0 | 0 | 0 | 37 | 72 | 20 | 0 | 0 | 0 | 20 | 6 | 4 | 30 | 42 | |
| CASTILLA-LA MANCHA | 353 | 326 | 0 | 0 | 0 | 326 | 679 | 217 | 0 | 4 | 0 | 221 | 74 | 25 | 320 | 359 | |
| ALBACETE | 26 | 68 | 0 | 0 | 0 | 68 | 94 | 41 | 0 | 0 | 0 | 41 | 14 | 7 | 62 | 32 | |
| CIUDAD REAL | 0 | 77 | 0 | 0 | 0 | 77 | 77 | 54 | 0 | 3 | 0 | 57 | 14 | 6 | 77 | 0 | |
| CUENCA | 16 | 45 | 0 | 0 | 0 | 45 | 61 | 45 | 0 | 1 | 0 | 46 | 10 | 1 | 57 | 4 | |
| GUADALAJARA | 13 | 34 | 0 | 0 | 0 | 34 | 47 | 24 | 0 | 0 | 0 | 24 | 10 | 2 | 36 | 11 | |
| TOLEDO | 298 | 102 | 0 | 0 | 0 | 102 | 400 | 53 | 0 | 0 | 0 | 53 | 26 | 9 | 88 | 312 | |

(Continúa al dorso)

| CC.AA. Y/O PROVINCIAS | PTES. AÑO ANTERIOR | SOLICITUDES PRESENTADAS | | | | | A RESOLV. AÑO | SOLICITUDES RESUELTAS | | | | | | | | | PTES. FINAL |
|-----------------------------|--------------------------|----------------------------|-----------|-----------|-----------|--------------|---------------------|-----------------------|-----------|-----------|-----------|--------------|--------------|------------|--------------|--------------|----------------|
| | | NUEVAS | LISMI | PAS | INSS | TOTAL | | APROBADAS | | | | | NO APROBADAS | | TOTAL | | |
| | | | | | | | | NUEVAS | LISMI | PAS | INSS | TOTAL | DNG | CAD-DES | | | |
| CATALUNYA | 2.087 | 884 | 1 | 2 | 13 | 900 | 2.987 | 246 | 1 | 0 | 2 | 249 | 162 | 225 | 636 | 2.351 | |
| BARCELONA | 1.488 | 695 | 0 | 0 | 12 | 707 | 2.195 | 169 | 1 | 0 | 2 | 172 | 125 | 164 | 461 | 1.734 | |
| GIRONA | 206 | 67 | 0 | 0 | 0 | 67 | 273 | 33 | 0 | 0 | 0 | 33 | 17 | 21 | 71 | 202 | |
| LLEIDA | 130 | 43 | 0 | 1 | 0 | 44 | 174 | 23 | 0 | 0 | 0 | 23 | 6 | 16 | 45 | 129 | |
| TARRAGONA | 263 | 79 | 1 | 1 | 1 | 82 | 345 | 21 | 0 | 0 | 0 | 21 | 14 | 24 | 59 | 286 | |
| COMUNIDAD VALENCIANA | 542 | 846 | 4 | 2 | 0 | 852 | 1.394 | 570 | 3 | 4 | 0 | 577 | 218 | 66 | 861 | 533 | |
| ALICANTE | 198 | 396 | 3 | 2 | 0 | 401 | 599 | 278 | 2 | 1 | 0 | 281 | 116 | 44 | 441 | 158 | |
| CASTELLÓN | 44 | 66 | 0 | 0 | 0 | 66 | 110 | 53 | 0 | 0 | 0 | 53 | 11 | 1 | 65 | 45 | |
| VALENCIA | 300 | 384 | 1 | 0 | 0 | 385 | 685 | 239 | 1 | 3 | 0 | 243 | 91 | 21 | 355 | 330 | |
| EXTREMADURA | 24 | 153 | 0 | 3 | 1 | 157 | 181 | 102 | 1 | 1 | 0 | 104 | 28 | 7 | 139 | 42 | |
| BADAJOS | 7 | 100 | 0 | 3 | 1 | 104 | 111 | 61 | 0 | 1 | 0 | 62 | 18 | 4 | 84 | 27 | |
| CÁCERES | 17 | 53 | 0 | 0 | 0 | 53 | 70 | 41 | 1 | 0 | 0 | 42 | 10 | 3 | 55 | 15 | |
| GALICIA | 424 | 664 | 1 | 0 | 0 | 665 | 1.089 | 402 | 0 | 0 | 0 | 402 | 123 | 19 | 544 | 545 | |
| A CORUÑA | 299 | 233 | 0 | 0 | 0 | 233 | 532 | 169 | 0 | 0 | 0 | 169 | 61 | 10 | 240 | 292 | |
| LUGO | 5 | 53 | 1 | 0 | 0 | 54 | 59 | 49 | 0 | 0 | 0 | 49 | 6 | 3 | 58 | 1 | |
| OURENSE | 54 | 74 | 0 | 0 | 0 | 74 | 128 | 55 | 0 | 0 | 0 | 55 | 10 | 1 | 66 | 62 | |
| PONTEVEDRA | 66 | 304 | 0 | 0 | 0 | 304 | 370 | 129 | 0 | 0 | 0 | 129 | 46 | 5 | 180 | 190 | |
| MADRID | 491 | 806 | 3 | 7 | 0 | 816 | 1.307 | 474 | 3 | 7 | 0 | 484 | 221 | 79 | 784 | 523 | |
| MURCIA | 177 | 215 | 3 | 0 | 0 | 218 | 395 | 150 | 2 | 3 | 0 | 155 | 63 | 17 | 235 | 160 | |
| NAVARRA | 2 | 69 | 0 | 0 | 6 | 75 | 77 | 34 | 0 | 0 | 1 | 35 | 14 | 5 | 54 | 23 | |
| PAÍS VASCO | 67 | 158 | 1 | 0 | 0 | 159 | 226 | 142 | 1 | 0 | 0 | 143 | 26 | 0 | 169 | 57 | |
| ARABA/ÁLAVA | 1 | 28 | 1 | 0 | 0 | 29 | 30 | 27 | 1 | 0 | 0 | 28 | 2 | 0 | 30 | 0 | |
| GIPUZKOA | 21 | 27 | 0 | 0 | 0 | 27 | 48 | 30 | 0 | 0 | 0 | 30 | 4 | 0 | 34 | 14 | |
| BIZKAIA | 45 | 103 | 0 | 0 | 0 | 103 | 148 | 85 | 0 | 0 | 0 | 85 | 20 | 0 | 105 | 43 | |
| LA RIOJA | 24 | 34 | 0 | 0 | 0 | 34 | 58 | 30 | 9 | 0 | 0 | 39 | 7 | 1 | 47 | 11 | |
| CEUTA | 18 | 36 | 0 | 0 | 0 | 36 | 54 | 15 | 0 | 1 | 0 | 16 | 4 | 4 | 24 | 30 | |
| MELILLA | 8 | 28 | 1 | 0 | 0 | 29 | 37 | 12 | 1 | 1 | 0 | 14 | 5 | 1 | 20 | 17 | |
| TOTAL ESTADO | 7.320 | 7.383 | 21 | 29 | 31 | 7.464 | 14.784 | 4.746 | 28 | 42 | 12 | 4.828 | 1.522 | 611 | 6.961 | 7.823 | |

PENSIÓN NO CONTRIBUTIVA DE JUBILACIÓN

CAUSAS DE DENEGACIÓN ACUMULADAS CORRESPONDIENTES AL AÑO 2013 HASTA MARZO

| CC.AA. Y/O PROVINCIAS | EDAD | RESIDENCIA LEGAL | RECURSOS | | PRESTACIÓN INCOMPATIBLE | SIN DESGLOSAR | TOTAL CAUSAS DE DENEGACIÓN |
|-----------------------------|------|------------------|------------|--------|----------------------------|------------------|----------------------------------|
| | | | ECONÓMICOS | | | | |
| | | | PERSONALES | U.E.C. | | | |
| ANDALUCÍA | 30 | 60 | 69 | 111 | 1 | 0 | 271 |
| ALMERÍA | 5 | 7 | 4 | 9 | 0 | 0 | 25 |
| CÁDIZ | 5 | 5 | 8 | 13 | 0 | 0 | 31 |
| CÓRDOBA | 0 | 6 | 7 | 11 | 0 | 0 | 24 |
| GRANADA | 5 | 3 | 6 | 7 | 0 | 0 | 21 |
| HUELVA | 2 | 0 | 5 | 2 | 0 | 0 | 9 |
| JAÉN | 1 | 1 | 3 | 3 | 0 | 0 | 8 |
| MÁLAGA | 2 | 13 | 8 | 14 | 1 | 0 | 38 |
| SEVILLA | 10 | 25 | 28 | 52 | 0 | 0 | 115 |
| ARAGÓN | 4 | 4 | 6 | 8 | 4 | 0 | 26 |
| HUESCA | 1 | 0 | 0 | 5 | 0 | 0 | 6 |
| TERUEL | 0 | 0 | 0 | 1 | 0 | 0 | 1 |
| ZARAGOZA | 3 | 4 | 6 | 2 | 4 | 0 | 19 |
| ASTURIAS | 3 | 2 | 10 | 11 | 1 | 0 | 27 |
| ILLES BALEARS | 6 | 15 | 6 | 14 | 0 | 0 | 41 |
| CANARIAS | 11 | 33 | 45 | 44 | 0 | 0 | 133 |
| LAS PALMAS | 7 | 23 | 29 | 33 | 0 | 0 | 92 |
| S.C. TENERIFE | 4 | 10 | 16 | 11 | 0 | 0 | 41 |
| CANTABRIA | 1 | 3 | 6 | 4 | 0 | 0 | 14 |
| CASTILLA Y LEÓN | 6 | 12 | 20 | 25 | 2 | 0 | 65 |
| ÁVILA | 0 | 1 | 2 | 2 | 0 | 0 | 5 |
| BURGOS | 2 | 2 | 3 | 0 | 0 | 0 | 7 |
| LEÓN | 1 | 3 | 5 | 2 | 0 | 0 | 11 |
| PALENCIA | 0 | 1 | 0 | 4 | 2 | 0 | 7 |
| SALAMANCA | 0 | 2 | 4 | 7 | 0 | 0 | 13 |
| SEGOVIA | 3 | 2 | 4 | 2 | 0 | 0 | 11 |
| SORIA | 0 | 0 | 0 | 1 | 0 | 0 | 1 |
| VALLADOLID | 0 | 0 | 0 | 4 | 0 | 0 | 4 |
| ZAMORA | 0 | 1 | 2 | 3 | 0 | 0 | 6 |
| CASTILLA-LA MANCHA | 8 | 12 | 9 | 45 | 0 | 0 | 74 |
| ALBACETE | 0 | 1 | 2 | 11 | 0 | 0 | 14 |
| CIUDAD REAL | 1 | 2 | 1 | 10 | 0 | 0 | 14 |
| CUENCA | 1 | 1 | 1 | 7 | 0 | 0 | 10 |
| GUADALAJARA | 0 | 2 | 0 | 8 | 0 | 0 | 10 |
| TOLEDO | 6 | 6 | 5 | 9 | 0 | 0 | 26 |

(Continúa al dorso)

| CC.AA. Y/O PROVINCIAS | EDAD | RESIDENCIA LEGAL | RECURSOS ECONÓMICOS | | PRESTACIÓN INCOMPATIBLE | SIN DESGLOSAR | TOTAL CAUSAS DE DENEGACIÓN |
|-----------------------------|------------|------------------|------------------------|------------|----------------------------|------------------|----------------------------------|
| | | | PERSONALES | U.E.C. | | | |
| CATALUNYA | 18 | 20 | 30 | 81 | 13 | 0 | 162 |
| BARCELONA | 14 | 17 | 26 | 60 | 8 | 0 | 125 |
| GIRONA | 2 | 2 | 1 | 8 | 4 | 0 | 17 |
| LLEIDA | 1 | 0 | 1 | 4 | 0 | 0 | 6 |
| TARRAGONA | 1 | 1 | 2 | 9 | 1 | 0 | 14 |
| COMUNIDAD VALENCIANA | 13 | 36 | 38 | 128 | 3 | 0 | 218 |
| ALICANTE | 8 | 16 | 23 | 67 | 2 | 0 | 116 |
| CASTELLÓN | 1 | 1 | 2 | 7 | 0 | 0 | 11 |
| VALENCIA | 4 | 19 | 13 | 54 | 1 | 0 | 91 |
| EXTREMADURA | 2 | 3 | 3 | 20 | 0 | 0 | 28 |
| BADAJOS | 2 | 1 | 2 | 13 | 0 | 0 | 18 |
| CÁCERES | 0 | 2 | 1 | 7 | 0 | 0 | 10 |
| GALICIA | 6 | 16 | 29 | 71 | 1 | 0 | 123 |
| A CORUÑA | 5 | 6 | 13 | 36 | 1 | 0 | 61 |
| LUGO | 1 | 0 | 1 | 4 | 0 | 0 | 6 |
| OURENSE | 0 | 4 | 1 | 5 | 0 | 0 | 10 |
| PONTEVEDRA | 0 | 6 | 14 | 26 | 0 | 0 | 46 |
| MADRID | 21 | 56 | 61 | 83 | 0 | 0 | 221 |
| MURCIA | 2 | 21 | 7 | 33 | 0 | 0 | 63 |
| NAVARRA | 0 | 6 | 3 | 5 | 0 | 0 | 14 |
| PAÍS VASCO | 1 | 7 | 8 | 10 | 0 | 0 | 26 |
| ARABA/ÁLAVA | 0 | 0 | 0 | 2 | 0 | 0 | 2 |
| GIPUZKOA | 0 | 1 | 1 | 2 | 0 | 0 | 4 |
| BIZKAIA | 1 | 6 | 7 | 6 | 0 | 0 | 20 |
| LA RIOJA | 0 | 4 | 3 | 0 | 0 | 0 | 7 |
| CEUTA | 1 | 2 | 0 | 1 | 0 | 0 | 4 |
| MELILLA | 2 | 3 | 0 | 0 | 0 | 0 | 5 |
| TOTAL ESTADO | 135 | 315 | 353 | 694 | 25 | 0 | 1.522 |

1c PNC DE INVALIDEZ: DATOS DE LA GESTIÓN MENSUAL Y ANUAL

PENSIÓN NO CONTRIBUTIVA DE INVALIDEZ

DATOS DE GESTIÓN CORRESPONDIENTES AL MES DE MARZO DE 2013

| CC.AA. Y/O PROVINCIAS | PTES. MES ANTERIOR | SOLICITUDES PRESENTADAS | | | | | A RESOLV. MES | SOLICITUDES RESUELTAS | | | | | | | | | PTES. FIN MES |
|-----------------------------|--------------------------|----------------------------|-------|-----|------|-------|---------------------|-----------------------|-------|-----|------|-------|--------------|---------|-------|-------|---------------------|
| | | | | | | | | APROBADAS | | | | | NO APROBADAS | | TOTAL | | |
| | | NUEVAS | LISMI | PAS | INSS | TOTAL | | NUEVAS | LISMI | PAS | INSS | TOTAL | DNG | CAD-DES | | | |
| ANDALUCÍA | 2.658 | 457 | 0 | 9 | 0 | 466 | 3.124 | 371 | 4 | 6 | 0 | 381 | 220 | 22 | 623 | 2.501 | |
| ALMERÍA | 29 | 18 | 0 | 0 | 0 | 18 | 47 | 17 | 0 | 0 | 0 | 17 | 8 | 1 | 26 | 21 | |
| CÁDIZ | 501 | 66 | 0 | 3 | 0 | 69 | 570 | 94 | 0 | 3 | 0 | 97 | 0 | 7 | 104 | 466 | |
| CÓRDOBA | 142 | 36 | 0 | 5 | 0 | 41 | 183 | 37 | 1 | 1 | 0 | 39 | 12 | 4 | 55 | 128 | |
| GRANADA | 108 | 50 | 0 | 0 | 0 | 50 | 158 | 25 | 0 | 0 | 0 | 25 | 9 | 2 | 36 | 122 | |
| HUELVA | 72 | 37 | 0 | 0 | 0 | 37 | 109 | 25 | 0 | 0 | 0 | 25 | 7 | 0 | 32 | 77 | |
| JAÉN | 60 | 24 | 0 | 0 | 0 | 24 | 84 | 22 | 1 | 2 | 0 | 25 | 11 | 0 | 36 | 48 | |
| MÁLAGA | 357 | 90 | 0 | 1 | 0 | 91 | 448 | 73 | 2 | 0 | 0 | 75 | 65 | 5 | 145 | 303 | |
| SEVILLA | 1.389 | 136 | 0 | 0 | 0 | 136 | 1.525 | 78 | 0 | 0 | 0 | 78 | 108 | 3 | 189 | 1.336 | |
| ARAGÓN | 48 | 38 | 0 | 0 | 0 | 38 | 86 | 27 | 0 | 1 | 0 | 28 | 11 | 1 | 40 | 46 | |
| HUESCA | 12 | 3 | 0 | 0 | 0 | 3 | 15 | 4 | 0 | 0 | 0 | 4 | 3 | 0 | 7 | 8 | |
| TERUEL | 3 | 4 | 0 | 0 | 0 | 4 | 7 | 0 | 0 | 0 | 0 | 0 | 1 | 0 | 1 | 6 | |
| ZARAGOZA | 33 | 31 | 0 | 0 | 0 | 31 | 64 | 23 | 0 | 1 | 0 | 24 | 7 | 1 | 32 | 32 | |
| ASTURIAS | 154 | 64 | 1 | 0 | 0 | 65 | 219 | 30 | 0 | 0 | 0 | 30 | 14 | 17 | 61 | 158 | |
| ILLES BALEARS | 0 | 51 | 0 | 0 | 0 | 51 | 51 | 28 | 0 | 0 | 0 | 28 | 15 | 1 | 44 | 7 | |
| CANARIAS | 3.717 | 227 | 0 | 2 | 3 | 232 | 3.949 | 108 | 1 | 1 | 2 | 112 | 136 | 16 | 264 | 3.685 | |
| LAS PALMAS | 2.033 | 102 | 0 | 0 | 0 | 102 | 2.135 | 40 | 0 | 0 | 0 | 40 | 34 | 10 | 84 | 2.051 | |
| S.C. TENERIFE | 1.684 | 125 | 0 | 2 | 3 | 130 | 1.814 | 68 | 1 | 1 | 2 | 72 | 102 | 6 | 180 | 1.634 | |
| CANTABRIA | 89 | 32 | 0 | 0 | 0 | 32 | 121 | 30 | 0 | 0 | 0 | 30 | 2 | 0 | 32 | 89 | |
| CASTILLA Y LEÓN | 304 | 110 | 1 | 0 | 0 | 111 | 415 | 78 | 0 | 0 | 0 | 78 | 24 | 5 | 107 | 308 | |
| ÁVILA | 1 | 17 | 0 | 0 | 0 | 17 | 18 | 15 | 0 | 0 | 0 | 15 | 1 | 0 | 16 | 2 | |
| BURGOS | 99 | 15 | 0 | 0 | 0 | 15 | 114 | 5 | 0 | 0 | 0 | 5 | 4 | 2 | 11 | 103 | |
| LEÓN | 44 | 17 | 0 | 0 | 0 | 17 | 61 | 14 | 0 | 0 | 0 | 14 | 3 | 1 | 18 | 43 | |
| PALENCIA | 16 | 8 | 0 | 0 | 0 | 8 | 24 | 8 | 0 | 0 | 0 | 8 | 0 | 0 | 8 | 16 | |
| SALAMANCA | 48 | 14 | 1 | 0 | 0 | 15 | 63 | 4 | 0 | 0 | 0 | 4 | 8 | 2 | 14 | 49 | |
| SEGOVIA | 23 | 6 | 0 | 0 | 0 | 6 | 29 | 5 | 0 | 0 | 0 | 5 | 1 | 0 | 6 | 23 | |
| SORIA | 1 | 1 | 0 | 0 | 0 | 1 | 2 | 0 | 0 | 0 | 0 | 0 | 0 | 0 | 0 | 2 | |
| VALLADOLID | 43 | 22 | 0 | 0 | 0 | 22 | 65 | 20 | 0 | 0 | 0 | 20 | 3 | 0 | 23 | 42 | |
| ZAMORA | 29 | 10 | 0 | 0 | 0 | 10 | 39 | 7 | 0 | 0 | 0 | 7 | 4 | 0 | 11 | 28 | |
| CASTILLA-LA MANCHA | 422 | 117 | 0 | 1 | 2 | 120 | 542 | 75 | 0 | 2 | 1 | 78 | 40 | 9 | 127 | 415 | |
| ALBACETE | 93 | 33 | 0 | 1 | 0 | 34 | 127 | 17 | 0 | 1 | 0 | 18 | 19 | 2 | 39 | 88 | |
| CIUDAD REAL | 43 | 20 | 0 | 0 | 0 | 20 | 63 | 27 | 0 | 1 | 0 | 28 | 10 | 3 | 41 | 22 | |
| CUENCA | 16 | 20 | 0 | 0 | 0 | 20 | 36 | 9 | 0 | 0 | 0 | 9 | 2 | 0 | 11 | 25 | |
| GUADALAJARA | 17 | 7 | 0 | 0 | 2 | 9 | 26 | 5 | 0 | 0 | 1 | 6 | 3 | 1 | 10 | 16 | |
| TOLEDO | 253 | 37 | 0 | 0 | 0 | 37 | 290 | 17 | 0 | 0 | 0 | 17 | 6 | 3 | 26 | 264 | |

(Continúa al dorso)

| CC.AA. Y/O PROVINCIAS | PTES. MES ANTERIOR | SOLICITUDES PRESENTADAS | | | | | A RESOLV. MES | SOLICITUDES RESUELTAS | | | | | | | | | PTES. FIN MES |
|-----------------------------|--------------------------|----------------------------|-------|-----|------|-------|---------------------|-----------------------|-------|-----|------|-------|--------------|---------|-------|-------|---------------------|
| | | | | | | | | APROBADAS | | | | | NO APROBADAS | | TOTAL | | |
| | | NUEVAS | LISMI | PAS | INSS | TOTAL | | NUEVAS | LISMI | PAS | INSS | TOTAL | DNG | CAD-DES | | | |
| CATALUNYA | 2.833 | 345 | 0 | 0 | 22 | 367 | 3.200 | 161 | 0 | 0 | 13 | 174 | 173 | 74 | 421 | 2.779 | |
| BARCELONA | 2.113 | 261 | 0 | 0 | 17 | 278 | 2.391 | 117 | 0 | 0 | 7 | 124 | 139 | 53 | 316 | 2.075 | |
| GIRONA | 258 | 18 | 0 | 0 | 0 | 18 | 276 | 14 | 0 | 0 | 4 | 18 | 18 | 10 | 46 | 230 | |
| LLEIDA | 110 | 14 | 0 | 0 | 0 | 14 | 124 | 12 | 0 | 0 | 1 | 13 | 3 | 3 | 19 | 105 | |
| TARRAGONA | 352 | 52 | 0 | 0 | 5 | 57 | 409 | 18 | 0 | 0 | 1 | 19 | 13 | 8 | 40 | 369 | |
| COMUNIDAD VALENCIANA | 884 | 185 | 2 | 0 | 0 | 187 | 1.071 | 93 | 0 | 3 | 0 | 96 | 144 | 36 | 276 | 795 | |
| ALICANTE | 337 | 89 | 2 | 0 | 0 | 91 | 428 | 41 | 0 | 3 | 0 | 44 | 120 | 13 | 177 | 251 | |
| CASTELLÓN | 59 | 33 | 0 | 0 | 0 | 33 | 92 | 12 | 0 | 0 | 0 | 12 | 3 | 2 | 17 | 75 | |
| VALENCIA | 488 | 63 | 0 | 0 | 0 | 63 | 551 | 40 | 0 | 0 | 0 | 40 | 21 | 21 | 82 | 469 | |
| EXTREMADURA | 95 | 65 | 0 | 0 | 0 | 65 | 160 | 36 | 0 | 1 | 0 | 37 | 42 | 6 | 85 | 75 | |
| BADAJOS | 32 | 39 | 0 | 0 | 0 | 39 | 71 | 23 | 0 | 1 | 0 | 24 | 35 | 0 | 59 | 12 | |
| CÁCERES | 63 | 26 | 0 | 0 | 0 | 26 | 89 | 13 | 0 | 0 | 0 | 13 | 7 | 6 | 26 | 63 | |
| GALICIA | 542 | 183 | 0 | 0 | 0 | 183 | 725 | 110 | 0 | 0 | 0 | 110 | 55 | 1 | 166 | 559 | |
| A CORUÑA | 262 | 34 | 0 | 0 | 0 | 34 | 296 | 36 | 0 | 0 | 0 | 36 | 14 | 0 | 50 | 246 | |
| LUGO | 42 | 7 | 0 | 0 | 0 | 7 | 49 | 6 | 0 | 0 | 0 | 6 | 0 | 0 | 6 | 43 | |
| OURENSE | 74 | 31 | 0 | 0 | 0 | 31 | 105 | 5 | 0 | 0 | 0 | 5 | 9 | 0 | 14 | 91 | |
| PONTEVEDRA | 164 | 111 | 0 | 0 | 0 | 111 | 275 | 63 | 0 | 0 | 0 | 63 | 32 | 1 | 96 | 179 | |
| MADRID | 461 | 296 | 0 | 2 | 0 | 298 | 759 | 161 | 0 | 2 | 0 | 163 | 48 | 38 | 249 | 510 | |
| MURCIA | 523 | 132 | 2 | 0 | 5 | 139 | 662 | 74 | 0 | 0 | 0 | 74 | 53 | 6 | 133 | 529 | |
| NAVARRA | 25 | 18 | 0 | 0 | 0 | 18 | 43 | 8 | 0 | 0 | 0 | 8 | 1 | 2 | 11 | 32 | |
| PAÍS VASCO | 103 | 55 | 0 | 1 | 0 | 56 | 159 | 56 | 0 | 0 | 0 | 56 | 7 | 0 | 63 | 96 | |
| ARABA/ÁLAVA | 2 | 10 | 0 | 0 | 0 | 10 | 12 | 10 | 0 | 0 | 0 | 10 | 1 | 0 | 11 | 1 | |
| GIPUZKOA | 10 | 10 | 0 | 0 | 0 | 10 | 20 | 11 | 0 | 0 | 0 | 11 | 0 | 0 | 11 | 9 | |
| BIZKAIA | 91 | 35 | 0 | 1 | 0 | 36 | 127 | 35 | 0 | 0 | 0 | 35 | 6 | 0 | 41 | 86 | |
| LA RIOJA | 17 | 12 | 0 | 0 | 0 | 12 | 29 | 11 | 0 | 0 | 0 | 11 | 0 | 0 | 11 | 18 | |
| CEUTA | 50 | 18 | 0 | 0 | 0 | 18 | 68 | 4 | 0 | 0 | 0 | 4 | 9 | 0 | 13 | 55 | |
| MELILLA | 55 | 20 | 0 | 0 | 0 | 20 | 75 | 6 | 0 | 0 | 0 | 6 | 18 | 4 | 28 | 47 | |

| | | | | | | | | | | | | | | | | |
|--------------|--------|-------|---|----|----|-------|--------|-------|---|----|----|-------|-------|-----|-------|--------|
| TOTAL ESTADO | 12.980 | 2.425 | 6 | 15 | 32 | 2.478 | 15.458 | 1.467 | 5 | 16 | 16 | 1.504 | 1.012 | 238 | 2.754 | 12.704 |
|--------------|--------|-------|---|----|----|-------|--------|-------|---|----|----|-------|-------|-----|-------|--------|

PENSIÓN NO CONTRIBUTIVA DE INVALIDEZ

CAUSAS DE DENEGACIÓN CORRESPONDIENTES AL MES DE MARZO DE 2013

| CC.AA. Y/O PROVINCIAS | EDAD | RESIDENCIA LEGAL | RECURSOS ECONÓMICOS | | GRADO DISCAPACIDAD ENF. CRÓNICA | PRESTACIÓN INCOMPATIBLE | SOLICITAR SIN PASAR DOS AÑOS | SIN DESGLOSAR | TOTAL CAUSAS DE DENEGACIÓN |
|-----------------------------|------|---------------------|------------------------|--------|---------------------------------------|----------------------------|------------------------------------|------------------|----------------------------------|
| | | | PERSONALES | U.E.C. | | | | | |
| | | | ANDALUCÍA | 3 | | | | | |
| ALMERÍA | 1 | 1 | 1 | 1 | 3 | 1 | 0 | 0 | 8 |
| CÁDIZ | 0 | 0 | 0 | 0 | 0 | 0 | 0 | 0 | 0 |
| CÓRDOBA | 1 | 2 | 0 | 2 | 5 | 2 | 0 | 0 | 12 |
| GRANADA | 0 | 1 | 2 | 1 | 5 | 0 | 0 | 0 | 9 |
| HUELVA | 0 | 0 | 0 | 3 | 3 | 1 | 0 | 0 | 7 |
| JAÉN | 0 | 0 | 0 | 0 | 6 | 5 | 0 | 0 | 11 |
| MÁLAGA | 0 | 5 | 2 | 2 | 55 | 1 | 0 | 0 | 65 |
| SEVILLA | 1 | 2 | 3 | 2 | 90 | 0 | 0 | 10 | 108 |
| ARAGÓN | 0 | 1 | 4 | 6 | 0 | 0 | 0 | 0 | 11 |
| HUESCA | 0 | 0 | 1 | 2 | 0 | 0 | 0 | 0 | 3 |
| TERUEL | 0 | 1 | 0 | 0 | 0 | 0 | 0 | 0 | 1 |
| ZARAGOZA | 0 | 0 | 3 | 4 | 0 | 0 | 0 | 0 | 7 |
| ASTURIAS | 1 | 2 | 1 | 1 | 8 | 1 | 0 | 0 | 14 |
| ILLES BALEARS | 0 | 1 | 0 | 1 | 13 | 0 | 0 | 0 | 15 |
| CANARIAS | 3 | 0 | 23 | 11 | 98 | 1 | 0 | 0 | 136 |
| LAS PALMAS | 1 | 0 | 9 | 5 | 18 | 1 | 0 | 0 | 34 |
| S.C. TENERIFE | 2 | 0 | 14 | 6 | 80 | 0 | 0 | 0 | 102 |
| CANTABRIA | 0 | 0 | 1 | 1 | 0 | 0 | 0 | 0 | 2 |
| CASTILLA Y LEÓN | 2 | 1 | 7 | 4 | 8 | 2 | 0 | 0 | 24 |
| ÁVILA | 0 | 0 | 0 | 1 | 0 | 0 | 0 | 0 | 1 |
| BURGOS | 0 | 0 | 0 | 1 | 2 | 1 | 0 | 0 | 4 |
| LEÓN | 1 | 0 | 1 | 1 | 0 | 0 | 0 | 0 | 3 |
| PALENCIA | 0 | 0 | 0 | 0 | 0 | 0 | 0 | 0 | 0 |
| SALAMANCA | 0 | 0 | 1 | 1 | 6 | 0 | 0 | 0 | 8 |
| SEGOVIA | 1 | 0 | 0 | 0 | 0 | 0 | 0 | 0 | 1 |
| SORIA | 0 | 0 | 0 | 0 | 0 | 0 | 0 | 0 | 0 |
| VALLADOLID | 0 | 0 | 2 | 0 | 0 | 1 | 0 | 0 | 3 |
| ZAMORA | 0 | 1 | 3 | 0 | 0 | 0 | 0 | 0 | 4 |
| CASTILLA-LA MANCHA | 1 | 5 | 5 | 7 | 18 | 4 | 0 | 0 | 40 |
| ALBACETE | 0 | 0 | 0 | 4 | 15 | 0 | 0 | 0 | 19 |
| CIUDAD REAL | 0 | 3 | 2 | 2 | 0 | 3 | 0 | 0 | 10 |
| CUENCA | 1 | 0 | 1 | 0 | 0 | 0 | 0 | 0 | 2 |
| GUADALAJARA | 0 | 1 | 0 | 1 | 1 | 0 | 0 | 0 | 3 |
| TOLEDO | 0 | 1 | 2 | 0 | 2 | 1 | 0 | 0 | 6 |

(Continúa al dorso)

| CC.AA. Y/O PROVINCIAS | EDAD | RESIDENCIA LEGAL | RECURSOS ECONÓMICOS | | GRADO DISCAPACIDAD ENF. CRÓNICA | PRESTACIÓN INCOMPATIBLE | SOLICITAR SIN PASAR DOS AÑOS | SIN DESGLOSAR | TOTAL CAUSAS DE DENEGACIÓN |
|-----------------------------|-----------|---------------------|------------------------|------------|---------------------------------------|----------------------------|------------------------------------|------------------|----------------------------------|
| | | | PERSONALES | U.E.C. | | | | | |
| | | | CATALUNYA | 0 | | | | | |
| BARCELONA | 0 | 4 | 15 | 15 | 58 | 47 | 0 | 0 | 139 |
| GIRONA | 0 | 0 | 4 | 2 | 6 | 6 | 0 | 0 | 18 |
| LLEIDA | 0 | 0 | 0 | 0 | 2 | 1 | 0 | 0 | 3 |
| TARRAGONA | 0 | 0 | 1 | 1 | 4 | 7 | 0 | 0 | 13 |
| COMUNIDAD VALENCIANA | 0 | 1 | 6 | 11 | 126 | 0 | 0 | 0 | 144 |
| ALICANTE | 0 | 1 | 1 | 5 | 113 | 0 | 0 | 0 | 120 |
| CASTELLÓN | 0 | 0 | 1 | 1 | 1 | 0 | 0 | 0 | 3 |
| VALENCIA | 0 | 0 | 4 | 5 | 12 | 0 | 0 | 0 | 21 |
| EXTREMADURA | 1 | 0 | 4 | 6 | 31 | 0 | 0 | 0 | 42 |
| BADAJOS | 1 | 0 | 3 | 4 | 27 | 0 | 0 | 0 | 35 |
| CÁCERES | 0 | 0 | 1 | 2 | 4 | 0 | 0 | 0 | 7 |
| GALICIA | 0 | 3 | 13 | 15 | 24 | 0 | 0 | 0 | 55 |
| A CORUÑA | 0 | 0 | 3 | 2 | 9 | 0 | 0 | 0 | 14 |
| LUGO | 0 | 0 | 0 | 0 | 0 | 0 | 0 | 0 | 0 |
| OURENSE | 0 | 2 | 1 | 0 | 6 | 0 | 0 | 0 | 9 |
| PONTEVEDRA | 0 | 1 | 9 | 13 | 9 | 0 | 0 | 0 | 32 |
| MADRID | 1 | 5 | 12 | 20 | 10 | 0 | 0 | 0 | 48 |
| MURCIA | 0 | 3 | 8 | 2 | 40 | 0 | 0 | 0 | 53 |
| NAVARRA | 1 | 0 | 0 | 0 | 0 | 0 | 0 | 0 | 1 |
| PAÍS VASCO | 0 | 1 | 1 | 5 | 0 | 0 | 0 | 0 | 7 |
| ARABA/ÁLAVA | 0 | 0 | 0 | 1 | 0 | 0 | 0 | 0 | 1 |
| GIPUZKOA | 0 | 0 | 0 | 0 | 0 | 0 | 0 | 0 | 0 |
| BIZKAIA | 0 | 1 | 1 | 4 | 0 | 0 | 0 | 0 | 6 |
| LA RIOJA | 0 | 0 | 0 | 0 | 0 | 0 | 0 | 0 | 0 |
| CEUTA | 0 | 0 | 1 | 1 | 7 | 0 | 0 | 0 | 9 |
| MELILLA | 0 | 0 | 1 | 0 | 16 | 1 | 0 | 0 | 18 |
| TOTAL ESTADO | 13 | 38 | 115 | 120 | 636 | 80 | 0 | 10 | 1.012 |

PENSIÓN NO CONTRIBUTIVA DE INVALIDEZ

DATOS ACUMULADOS DE GESTIÓN CORRESPONDIENTES AL AÑO 2013 HASTA MARZO

| CC.AA. Y/O PROVINCIAS | PTES. AÑO ANTERIOR | SOLICITUDES PRESENTADAS | | | | | A RESOLV. AÑO | SOLICITUDES RESUELTAS | | | | | | | | | PTES. FINAL |
|-----------------------------|--------------------------|----------------------------|-------|-----|------|-------|---------------------|-----------------------|-------|-----|------|-------|--------------|---------|-------|-------|----------------|
| | | NUEVAS | LISMI | PAS | INSS | TOTAL | | APROBADAS | | | | | NO APROBADAS | | TOTAL | | |
| | | | | | | | | NUEVAS | LISMI | PAS | INSS | TOTAL | DNG | CAD-DES | | | |
| ANDALUCÍA | 2.782 | 1.533 | 1 | 13 | 0 | 1.547 | 4.329 | 983 | 7 | 25 | 0 | 1.015 | 753 | 60 | 1.828 | 2.501 | |
| ALMERÍA | 30 | 69 | 0 | 0 | 0 | 69 | 99 | 53 | 0 | 0 | 0 | 53 | 21 | 4 | 78 | 21 | |
| CÁDIZ | 549 | 203 | 0 | 4 | 0 | 207 | 756 | 202 | 0 | 4 | 0 | 206 | 71 | 13 | 290 | 466 | |
| CÓRDOBA | 208 | 125 | 0 | 6 | 0 | 131 | 339 | 147 | 2 | 7 | 0 | 156 | 45 | 10 | 211 | 128 | |
| GRANADA | 121 | 140 | 0 | 0 | 0 | 140 | 261 | 95 | 0 | 1 | 0 | 96 | 39 | 4 | 139 | 122 | |
| HUELVA | 36 | 137 | 0 | 0 | 0 | 137 | 173 | 64 | 0 | 0 | 0 | 64 | 30 | 2 | 96 | 77 | |
| JAÉN | 64 | 76 | 0 | 1 | 0 | 77 | 141 | 52 | 1 | 4 | 0 | 57 | 35 | 1 | 93 | 48 | |
| MÁLAGA | 345 | 299 | 1 | 2 | 0 | 302 | 647 | 184 | 3 | 1 | 0 | 188 | 137 | 19 | 344 | 303 | |
| SEVILLA | 1.429 | 484 | 0 | 0 | 0 | 484 | 1.913 | 186 | 1 | 8 | 0 | 195 | 375 | 7 | 577 | 1.336 | |
| ARAGÓN | 32 | 95 | 0 | 1 | 0 | 96 | 128 | 59 | 0 | 1 | 0 | 60 | 20 | 2 | 82 | 46 | |
| HUESCA | 2 | 15 | 0 | 0 | 0 | 15 | 17 | 5 | 0 | 0 | 0 | 5 | 4 | 0 | 9 | 8 | |
| TERUEL | 2 | 7 | 0 | 0 | 0 | 7 | 9 | 1 | 0 | 0 | 0 | 1 | 1 | 1 | 3 | 6 | |
| ZARAGOZA | 28 | 73 | 0 | 1 | 0 | 74 | 102 | 53 | 0 | 1 | 0 | 54 | 15 | 1 | 70 | 32 | |
| ASTURIAS | 191 | 161 | 1 | 0 | 0 | 162 | 353 | 117 | 1 | 0 | 0 | 118 | 38 | 39 | 195 | 158 | |
| ILLES BALEARS | 8 | 145 | 0 | 1 | 0 | 146 | 154 | 78 | 0 | 0 | 0 | 78 | 54 | 15 | 147 | 7 | |
| CANARIAS | 3.548 | 724 | 1 | 6 | 4 | 735 | 4.283 | 313 | 2 | 5 | 3 | 323 | 246 | 29 | 598 | 3.685 | |
| LAS PALMAS | 1.916 | 312 | 1 | 3 | 0 | 316 | 2.232 | 98 | 0 | 2 | 0 | 100 | 70 | 11 | 181 | 2.051 | |
| S.C. TENERIFE | 1.632 | 412 | 0 | 3 | 4 | 419 | 2.051 | 215 | 2 | 3 | 3 | 223 | 176 | 18 | 417 | 1.634 | |
| CANTABRIA | 75 | 120 | 1 | 0 | 0 | 121 | 196 | 90 | 0 | 0 | 0 | 90 | 17 | 0 | 107 | 89 | |
| CASTILLA Y LEÓN | 236 | 357 | 2 | 0 | 0 | 359 | 595 | 210 | 1 | 1 | 0 | 212 | 60 | 15 | 287 | 308 | |
| ÁVILA | 1 | 44 | 0 | 0 | 0 | 44 | 45 | 34 | 0 | 0 | 0 | 34 | 9 | 0 | 43 | 2 | |
| BURGOS | 81 | 60 | 0 | 0 | 0 | 60 | 141 | 20 | 0 | 0 | 0 | 20 | 14 | 4 | 38 | 103 | |
| LEÓN | 22 | 62 | 0 | 0 | 0 | 62 | 84 | 33 | 0 | 1 | 0 | 34 | 5 | 2 | 41 | 43 | |
| PALENCIA | 13 | 22 | 0 | 0 | 0 | 22 | 35 | 17 | 0 | 0 | 0 | 17 | 1 | 1 | 19 | 16 | |
| SALAMANCA | 42 | 46 | 1 | 0 | 0 | 47 | 89 | 22 | 0 | 0 | 0 | 22 | 16 | 2 | 40 | 49 | |
| SEGOVIA | 23 | 20 | 0 | 0 | 0 | 20 | 43 | 17 | 0 | 0 | 0 | 17 | 3 | 0 | 20 | 23 | |
| SORIA | 0 | 2 | 1 | 0 | 0 | 3 | 3 | 0 | 1 | 0 | 0 | 1 | 0 | 0 | 1 | 2 | |
| VALLADOLID | 29 | 70 | 0 | 0 | 0 | 70 | 99 | 45 | 0 | 0 | 0 | 45 | 7 | 5 | 57 | 42 | |
| ZAMORA | 25 | 31 | 0 | 0 | 0 | 31 | 56 | 22 | 0 | 0 | 0 | 22 | 5 | 1 | 28 | 28 | |
| CASTILLA-LA MANCHA | 434 | 367 | 0 | 3 | 3 | 373 | 807 | 248 | 3 | 6 | 1 | 258 | 108 | 26 | 392 | 415 | |
| ALBACETE | 81 | 113 | 0 | 2 | 0 | 115 | 196 | 64 | 0 | 1 | 0 | 65 | 35 | 8 | 108 | 88 | |
| CIUDAD REAL | 51 | 85 | 0 | 0 | 0 | 85 | 136 | 65 | 1 | 3 | 0 | 69 | 35 | 10 | 114 | 22 | |
| CUENCA | 33 | 50 | 0 | 1 | 0 | 51 | 84 | 42 | 1 | 1 | 0 | 44 | 14 | 1 | 59 | 25 | |
| GUADALAJARA | 31 | 30 | 0 | 0 | 3 | 33 | 64 | 33 | 1 | 1 | 1 | 36 | 9 | 3 | 48 | 16 | |
| TOLEDO | 238 | 89 | 0 | 0 | 0 | 89 | 327 | 44 | 0 | 0 | 0 | 44 | 15 | 4 | 63 | 264 | |

(Continúa al dorso)

| CC.AA. Y/O PROVINCIAS | PTES. AÑO ANTERIOR | SOLICITUDES PRESENTADAS | | | | | A RESOLV. AÑO | SOLICITUDES RESUELTAS | | | | | | | | | PTES. FINAL |
|-----------------------------|--------------------------|----------------------------|-------|-----|------|-------|---------------------|-----------------------|-------|-----|------|-------|--------------|---------|-------|-------|----------------|
| | | NUEVAS | LISMI | PAS | INSS | TOTAL | | APROBADAS | | | | | NO APROBADAS | | TOTAL | | |
| | | | | | | | | NUEVAS | LISMI | PAS | INSS | TOTAL | DNG | CAD-DES | | | |
| CATALUNYA | 2.811 | 1.060 | 2 | 0 | 72 | 1.134 | 3.945 | 341 | 2 | 0 | 47 | 390 | 479 | 297 | 1.166 | 2.779 | |
| BARCELONA | 2.101 | 821 | 1 | 0 | 58 | 880 | 2.981 | 256 | 0 | 0 | 33 | 289 | 392 | 225 | 906 | 2.075 | |
| GIRONA | 269 | 68 | 0 | 0 | 0 | 68 | 337 | 28 | 0 | 0 | 8 | 36 | 42 | 29 | 107 | 230 | |
| LLEIDA | 106 | 37 | 0 | 0 | 1 | 38 | 144 | 18 | 0 | 0 | 3 | 21 | 11 | 7 | 39 | 105 | |
| TARRAGONA | 335 | 134 | 1 | 0 | 13 | 148 | 483 | 39 | 2 | 0 | 3 | 44 | 34 | 36 | 114 | 369 | |
| COMUNIDAD VALENCIANA | 1.055 | 614 | 4 | 7 | 0 | 625 | 1.680 | 352 | 2 | 7 | 0 | 361 | 430 | 94 | 885 | 795 | |
| ALICANTE | 528 | 236 | 3 | 7 | 0 | 246 | 774 | 115 | 2 | 5 | 0 | 122 | 347 | 54 | 523 | 251 | |
| CASTELLÓN | 84 | 91 | 0 | 0 | 0 | 91 | 175 | 69 | 0 | 0 | 0 | 69 | 23 | 8 | 100 | 75 | |
| VALENCIA | 443 | 287 | 1 | 0 | 0 | 288 | 731 | 168 | 0 | 2 | 0 | 170 | 60 | 32 | 262 | 469 | |
| EXTREMADURA | 48 | 145 | 1 | 3 | 0 | 149 | 197 | 56 | 0 | 1 | 0 | 57 | 57 | 8 | 122 | 75 | |
| BADAJOS(*) | 1 | 95 | 0 | 3 | 0 | 98 | 99 | 38 | 0 | 1 | 0 | 39 | 46 | 2 | 87 | 12 | |
| CÁCERES | 47 | 50 | 1 | 0 | 0 | 51 | 98 | 18 | 0 | 0 | 0 | 18 | 11 | 6 | 35 | 63 | |
| GALICIA | 418 | 643 | 1 | 0 | 0 | 644 | 1.062 | 304 | 1 | 1 | 1 | 307 | 190 | 6 | 503 | 559 | |
| A CORUÑA | 248 | 162 | 0 | 0 | 0 | 162 | 410 | 108 | 0 | 1 | 1 | 110 | 52 | 2 | 164 | 246 | |
| LUGO | 26 | 39 | 1 | 0 | 0 | 40 | 66 | 15 | 1 | 0 | 0 | 16 | 7 | 0 | 23 | 43 | |
| OURENSE | 72 | 81 | 0 | 0 | 0 | 81 | 153 | 31 | 0 | 0 | 0 | 31 | 30 | 1 | 62 | 91 | |
| PONTEVEDRA | 72 | 361 | 0 | 0 | 0 | 361 | 433 | 150 | 0 | 0 | 0 | 150 | 101 | 3 | 254 | 179 | |
| MADRID | 430 | 647 | 1 | 2 | 0 | 650 | 1.080 | 370 | 1 | 2 | 0 | 373 | 114 | 83 | 570 | 510 | |
| MURCIA | 476 | 358 | 3 | 2 | 9 | 372 | 848 | 137 | 1 | 0 | 1 | 139 | 158 | 22 | 319 | 529 | |
| NAVARRA | 32 | 36 | 0 | 0 | 0 | 36 | 68 | 27 | 0 | 0 | 0 | 27 | 6 | 3 | 36 | 32 | |
| PAÍS VASCO | 81 | 198 | 0 | 1 | 0 | 199 | 280 | 157 | 0 | 0 | 0 | 157 | 27 | 0 | 184 | 96 | |
| ARABA/ÁLAVA | 1 | 29 | 0 | 0 | 0 | 29 | 30 | 28 | 0 | 0 | 0 | 28 | 1 | 0 | 29 | 1 | |
| GIPUZKOA | 3 | 38 | 0 | 0 | 0 | 38 | 41 | 29 | 0 | 0 | 0 | 29 | 3 | 0 | 32 | 9 | |
| BIZKAIA | 77 | 131 | 0 | 1 | 0 | 132 | 209 | 100 | 0 | 0 | 0 | 100 | 23 | 0 | 123 | 86 | |
| LA RIOJA | 15 | 29 | 0 | 0 | 0 | 29 | 44 | 24 | 0 | 0 | 0 | 24 | 1 | 1 | 26 | 18 | |
| CEUTA | 30 | 65 | 0 | 0 | 0 | 65 | 95 | 18 | 0 | 0 | 0 | 18 | 17 | 5 | 40 | 55 | |
| MELILLA | 36 | 57 | 1 | 0 | 0 | 58 | 94 | 15 | 0 | 0 | 0 | 15 | 27 | 5 | 47 | 47 | |

| | | | | | | | | | | | | | | | | |
|---------------------|--------|-------|----|----|----|-------|--------|-------|----|----|----|-------|-------|-----|-------|--------|
| TOTAL ESTADO | 12.738 | 7.354 | 19 | 39 | 88 | 7.500 | 20.238 | 3.899 | 21 | 49 | 53 | 4.022 | 2.802 | 710 | 7.534 | 12.704 |
|---------------------|--------|-------|----|----|----|-------|--------|-------|----|----|----|-------|-------|-----|-------|--------|

(*) Se han incluido datos no incorporados correspondientes al mes de enero

PENSIÓN NO CONTRIBUTIVA DE INVALIDEZ

CAUSAS DE DENEGACIÓN ACUMULADAS CORRESPONDIENTES AL AÑO 2013 HASTA MARZO

| CC.AA. Y/O PROVINCIAS | EDAD | RESIDENCIA LEGAL | RECURSOS | | GRADO DISCAPACIDAD ENF. CRÓNICA | PRESTACIÓN INCOMPATIBLE | SOLICITAR SIN PASAR DOS AÑOS | SIN DESGLOSAR | TOTAL CAUSAS DE DENEGACIÓN |
|-----------------------------|------|---------------------|------------|--------|---------------------------------------|----------------------------|------------------------------------|------------------|----------------------------------|
| | | | ECONÓMICOS | | | | | | |
| | | | PERSONALES | U.E.C. | | | | | |
| ANDALUCÍA | 11 | 28 | 58 | 61 | 562 | 22 | 0 | 11 | 753 |
| ALMERÍA | 1 | 2 | 3 | 2 | 11 | 1 | 0 | 1 | 21 |
| CÁDIZ | 0 | 5 | 4 | 12 | 49 | 1 | 0 | 0 | 71 |
| CÓRDOBA | 1 | 6 | 5 | 7 | 19 | 7 | 0 | 0 | 45 |
| GRANADA | 1 | 4 | 8 | 4 | 21 | 1 | 0 | 0 | 39 |
| HUELVA | 2 | 0 | 3 | 6 | 17 | 2 | 0 | 0 | 30 |
| JAÉN | 0 | 1 | 2 | 3 | 23 | 6 | 0 | 0 | 35 |
| MÁLAGA | 0 | 7 | 13 | 5 | 110 | 2 | 0 | 0 | 137 |
| SEVILLA | 6 | 3 | 20 | 22 | 312 | 2 | 0 | 10 | 375 |
| ARAGÓN | 0 | 2 | 4 | 7 | 5 | 2 | 0 | 0 | 20 |
| HUESCA | 0 | 0 | 1 | 2 | 1 | 0 | 0 | 0 | 4 |
| TERUEL | 0 | 1 | 0 | 0 | 0 | 0 | 0 | 0 | 1 |
| ZARAGOZA | 0 | 1 | 3 | 5 | 4 | 2 | 0 | 0 | 15 |
| ASTURIAS | 5 | 2 | 5 | 6 | 19 | 1 | 0 | 0 | 38 |
| ILLES BALEARS | 0 | 6 | 0 | 4 | 43 | 0 | 0 | 1 | 54 |
| CANARIAS | 6 | 3 | 52 | 30 | 151 | 4 | 0 | 0 | 246 |
| LAS PALMAS | 1 | 0 | 21 | 14 | 33 | 1 | 0 | 0 | 70 |
| S.C. TENERIFE | 5 | 3 | 31 | 16 | 118 | 3 | 0 | 0 | 176 |
| CANTABRIA | 0 | 0 | 5 | 4 | 8 | 0 | 0 | 0 | 17 |
| CASTILLA Y LEÓN | 5 | 5 | 17 | 10 | 15 | 7 | 0 | 1 | 60 |
| ÁVILA | 0 | 4 | 1 | 2 | 0 | 2 | 0 | 0 | 9 |
| BURGOS | 0 | 0 | 4 | 4 | 5 | 1 | 0 | 0 | 14 |
| LEÓN | 1 | 0 | 1 | 2 | 0 | 1 | 0 | 0 | 5 |
| PALENCIA | 0 | 0 | 0 | 0 | 0 | 1 | 0 | 0 | 1 |
| SALAMANCA | 0 | 0 | 4 | 2 | 10 | 0 | 0 | 0 | 16 |
| SEGOVIA | 3 | 0 | 0 | 0 | 0 | 0 | 0 | 0 | 3 |
| SORIA | 0 | 0 | 0 | 0 | 0 | 0 | 0 | 0 | 0 |
| VALLADOLID | 1 | 0 | 4 | 0 | 0 | 2 | 0 | 0 | 7 |
| ZAMORA | 0 | 1 | 3 | 0 | 0 | 0 | 0 | 1 | 5 |
| CASTILLA-LA MANCHA | 4 | 6 | 19 | 26 | 49 | 4 | 0 | 0 | 108 |
| ALBACETE | 0 | 1 | 4 | 7 | 23 | 0 | 0 | 0 | 35 |
| CIUDAD REAL | 1 | 3 | 3 | 12 | 13 | 3 | 0 | 0 | 35 |
| CUENCA | 3 | 0 | 3 | 2 | 6 | 0 | 0 | 0 | 14 |
| GUADALAJARA | 0 | 1 | 2 | 4 | 2 | 0 | 0 | 0 | 9 |
| TOLEDO | 0 | 1 | 7 | 1 | 5 | 1 | 0 | 0 | 15 |

(Continúa al dorso)

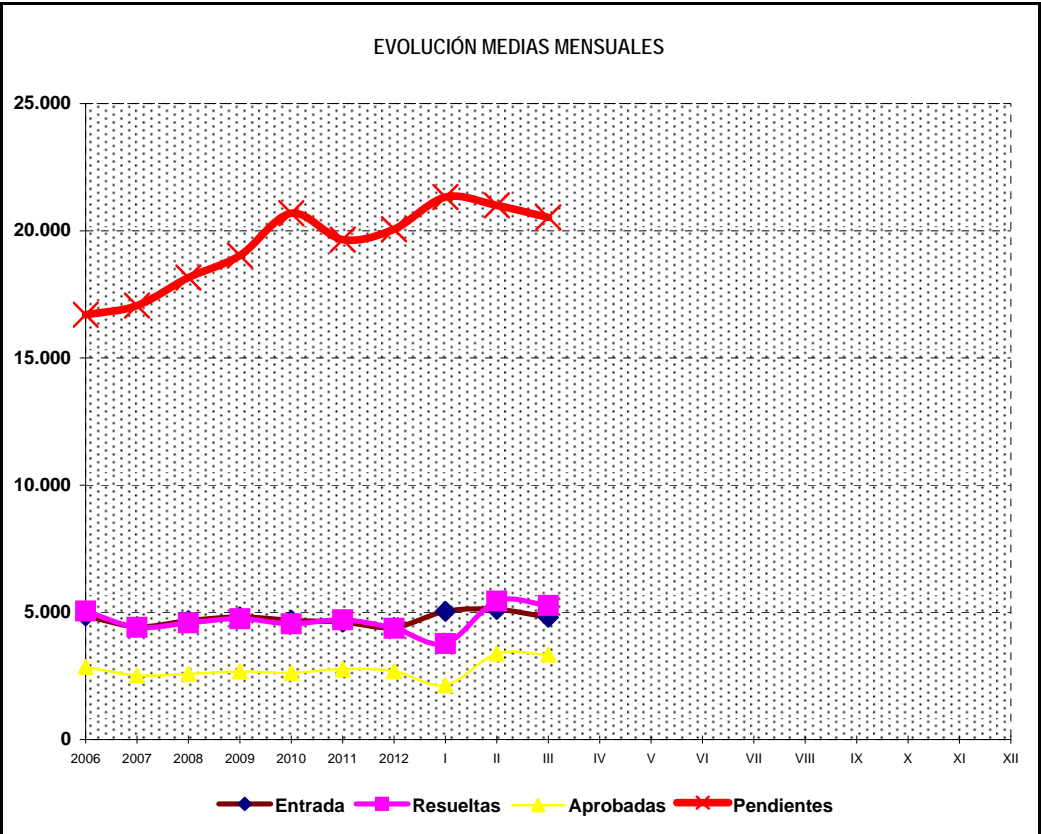
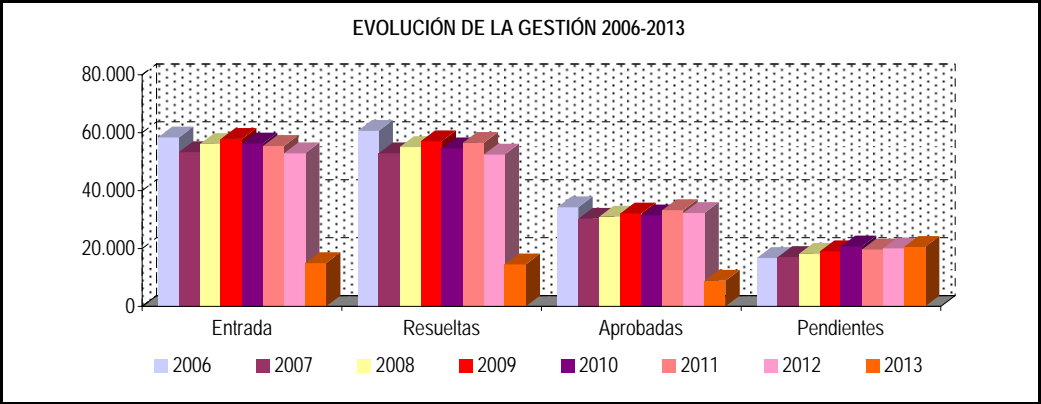
| CC.AA. Y/O PROVINCIAS | EDAD | RESIDENCIA LEGAL | RECURSOS ECONÓMICOS | | GRADO DISCAPACIDAD ENF. CRÓNICA | PRESTACIÓN INCOMPATIBLE | SOLICITAR SIN PASAR DOS AÑOS | SIN DESGLOSAR | TOTAL CAUSAS DE DENEGACIÓN |
|-----------------------------|-----------|---------------------|------------------------|------------|---------------------------------------|----------------------------|------------------------------------|------------------|----------------------------------|
| | | | PERSONALES | U.E.C. | | | | | |
| | | | CATALUNYA | 1 | | | | | |
| BARCELONA | 0 | 9 | 32 | 46 | 162 | 143 | 0 | 0 | 392 |
| GIRONA | 0 | 1 | 9 | 4 | 18 | 10 | 0 | 0 | 42 |
| LLEIDA | 0 | 0 | 0 | 1 | 6 | 4 | 0 | 0 | 11 |
| TARRAGONA | 1 | 0 | 4 | 4 | 12 | 13 | 0 | 0 | 34 |
| COMUNIDAD VALENCIANA | 1 | 8 | 32 | 39 | 345 | 5 | 0 | 0 | 430 |
| ALICANTE | 0 | 4 | 13 | 12 | 313 | 5 | 0 | 0 | 347 |
| CASTELLÓN | 0 | 0 | 6 | 5 | 12 | 0 | 0 | 0 | 23 |
| VALENCIA | 1 | 4 | 13 | 22 | 20 | 0 | 0 | 0 | 60 |
| EXTREMADURA | 2 | 0 | 10 | 8 | 37 | 0 | 0 | 0 | 57 |
| BADAJOS | 2 | 0 | 8 | 5 | 31 | 0 | 0 | 0 | 46 |
| CÁCERES | 0 | 0 | 2 | 3 | 6 | 0 | 0 | 0 | 11 |
| GALICIA | 0 | 10 | 30 | 52 | 98 | 0 | 0 | 0 | 190 |
| A CORUÑA | 0 | 2 | 7 | 5 | 38 | 0 | 0 | 0 | 52 |
| LUGO | 0 | 0 | 0 | 0 | 7 | 0 | 0 | 0 | 7 |
| OURENSE | 0 | 4 | 1 | 0 | 25 | 0 | 0 | 0 | 30 |
| PONTEVEDRA | 0 | 4 | 22 | 47 | 28 | 0 | 0 | 0 | 101 |
| MADRID | 2 | 14 | 36 | 35 | 27 | 0 | 0 | 0 | 114 |
| MURCIA | 1 | 18 | 24 | 43 | 72 | 0 | 0 | 0 | 158 |
| NAVARRA | 1 | 0 | 1 | 3 | 0 | 1 | 0 | 0 | 6 |
| PAÍS VASCO | 0 | 5 | 3 | 13 | 6 | 0 | 0 | 0 | 27 |
| ARABA/ÁLAVA | 0 | 0 | 0 | 1 | 0 | 0 | 0 | 0 | 1 |
| GIPUZKOA | 0 | 1 | 0 | 2 | 0 | 0 | 0 | 0 | 3 |
| BIZKAIA | 0 | 4 | 3 | 10 | 6 | 0 | 0 | 0 | 23 |
| LA RIOJA | 0 | 1 | 0 | 0 | 0 | 0 | 0 | 0 | 1 |
| CEUTA | 0 | 0 | 2 | 2 | 13 | 0 | 0 | 0 | 17 |
| MELILLA | 0 | 3 | 1 | 0 | 22 | 1 | 0 | 0 | 27 |
| TOTAL ESTADO | 39 | 121 | 344 | 398 | 1.670 | 217 | 0 | 13 | 2.802 |

1d PNCs DE LA SEGURIDAD SOCIAL: DATOS DE LA GESTIÓN MENSUAL Y ANUAL

**R.D.L. 1/1994, DE 20 DE JUNIO; T. REF. LGSS
PNCs DE LA SEGURIDAD SOCIAL**

TOTAL: JUBILACIÓN MÁS INVALIDEZ

| | | Entrada | Resueltas | % R./E. | Aprobadas | No Aprob. | Pendientes |
|--|------|---------|-----------|---------|-----------|-----------|------------|
| G E S T I O N | 2006 | 58.379 | 60.644 | 103,88% | 34.262 | 26.382 | 16.702 |
| | 2007 | 53.253 | 52.898 | 99,33% | 30.248 | 22.650 | 17.057 |
| | 2008 | 56.116 | 55.013 | 98,03% | 30.978 | 24.035 | 18.160 |
| | 2009 | 57.869 | 57.003 | 98,50% | 32.093 | 24.910 | 19.026 |
| | 2010 | 56.253 | 54.589 | 97,04% | 31.450 | 23.139 | 20.690 |
| | 2011 | 55.421 | 56.457 | 101,87% | 33.276 | 23.181 | 19.654 |
| | 2012 | 52.856 | 52.452 | 99,24% | 32.240 | 20.212 | 20.058 |
| M E N S U A L E S * | 2006 | 4.865 | 5.054 | | 2.855 | 2.199 | 16.702 |
| | 2007 | 4.438 | 4.408 | | 2.521 | 1.888 | 17.057 |
| | 2008 | 4.676 | 4.584 | | 2.582 | 2.003 | 18.160 |
| | 2009 | 4.822 | 4.750 | | 2.674 | 2.076 | 19.026 |
| | 2010 | 4.688 | 4.549 | | 2.621 | 1.928 | 20.690 |
| | 2011 | 4.618 | 4.705 | | 2.773 | 1.932 | 19.654 |
| | 2012 | 4.405 | 4.371 | | 2.687 | 1.684 | 20.058 |
| 2013 | | | | | | | |
| I II III IV V VI VII VIII IX X XI XII | I | 5.042 | 3.776 | 74,89% | 2.140 | 1.636 | 21.324 |
| | II | 5.117 | 5.446 | 106,43% | 3.374 | 2.072 | 20.995 |
| | III | 4.805 | 5.273 | 109,74% | 3.336 | 1.937 | 20.527 |
| | IV | | | | | | |
| | V | | | | | | |
| | VI | | | | | | |
| | VII | | | | | | |
| | VIII | | | | | | |
| | IX | | | | | | |
| | X | | | | | | |
| | XI | | | | | | |
| | XII | | | | | | |
| | | 14.964 | 14.495 | 96,87% | 8.850 | 5.645 | 20.527 |



* Pendientes reales

PENSIONES NO CONTRIBUTIVAS DE JUBILACIÓN E INVALIDEZ

DATOS CONJUNTOS DE GESTIÓN CORRESPONDIENTES AL MES DE MARZO DE 2013

| CC.AA. Y/O PROVINCIAS | PTES. MES ANTERIOR | SOLICITUDES PRESENTADAS | | | | | A RESOLV. MES | SOLICITUDES RESUELTAS | | | | | | | | | PTES. FIN MES |
|-----------------------------|--------------------------|----------------------------|-------|-----|------|-------|---------------------|-----------------------|-------|-----|------|-------|--------------|---------|-------|-------|---------------------|
| | | | | | | | | APROBADAS | | | | | NO APROBADAS | | TOTAL | | |
| | | NUEVAS | LISMI | PAS | INSS | TOTAL | | NUEVAS | LISMI | PAS | INSS | TOTAL | DNG | CAD-DES | | | |
| ANDALUCÍA | 3.822 | 980 | 3 | 11 | 0 | 994 | 4.816 | 799 | 4 | 8 | 0 | 811 | 289 | 41 | 1.141 | 3.675 | |
| ALMERÍA | 49 | 59 | 0 | 0 | 0 | 59 | 108 | 42 | 0 | 0 | 0 | 42 | 14 | 2 | 58 | 50 | |
| CÁDIZ | 810 | 127 | 0 | 4 | 0 | 131 | 941 | 202 | 0 | 5 | 0 | 207 | 0 | 7 | 214 | 727 | |
| CÓRDOBA | 191 | 89 | 2 | 5 | 0 | 96 | 287 | 72 | 1 | 1 | 0 | 74 | 22 | 11 | 107 | 180 | |
| GRANADA | 158 | 102 | 0 | 0 | 0 | 102 | 260 | 52 | 0 | 0 | 0 | 52 | 12 | 4 | 68 | 192 | |
| HUELVA | 99 | 69 | 0 | 0 | 0 | 69 | 168 | 50 | 0 | 0 | 0 | 50 | 9 | 1 | 60 | 108 | |
| JAÉN | 93 | 49 | 1 | 0 | 0 | 50 | 143 | 39 | 1 | 2 | 0 | 42 | 13 | 0 | 55 | 88 | |
| MÁLAGA | 491 | 239 | 0 | 1 | 0 | 240 | 731 | 156 | 2 | 0 | 0 | 158 | 77 | 10 | 245 | 486 | |
| SEVILLA | 1.931 | 246 | 0 | 1 | 0 | 247 | 2.178 | 186 | 0 | 0 | 0 | 186 | 142 | 6 | 334 | 1.844 | |
| ARAGÓN | 100 | 100 | 0 | 0 | 0 | 100 | 200 | 81 | 0 | 1 | 0 | 82 | 22 | 5 | 109 | 91 | |
| HUESCA | 28 | 13 | 0 | 0 | 0 | 13 | 41 | 14 | 0 | 0 | 0 | 14 | 7 | 1 | 22 | 19 | |
| TERUEL | 9 | 9 | 0 | 0 | 0 | 9 | 18 | 6 | 0 | 0 | 0 | 6 | 2 | 0 | 8 | 10 | |
| ZARAGOZA | 63 | 78 | 0 | 0 | 0 | 78 | 141 | 61 | 0 | 1 | 0 | 62 | 13 | 4 | 79 | 62 | |
| ASTURIAS | 259 | 106 | 2 | 0 | 5 | 113 | 372 | 58 | 0 | 1 | 2 | 61 | 25 | 17 | 103 | 269 | |
| ILLES BALEARS | 91 | 126 | 0 | 0 | 0 | 126 | 217 | 64 | 0 | 0 | 0 | 64 | 24 | 4 | 92 | 125 | |
| CANARIAS | 5.157 | 433 | 0 | 6 | 3 | 442 | 5.599 | 269 | 1 | 4 | 2 | 276 | 188 | 25 | 489 | 5.110 | |
| LAS PALMAS | 2.796 | 216 | 0 | 4 | 0 | 220 | 3.016 | 130 | 0 | 2 | 0 | 132 | 71 | 16 | 219 | 2.797 | |
| S.C. TENERIFE | 2.361 | 217 | 0 | 2 | 3 | 222 | 2.583 | 139 | 1 | 2 | 2 | 144 | 117 | 9 | 270 | 2.313 | |
| CANTABRIA | 137 | 56 | 0 | 0 | 0 | 56 | 193 | 55 | 0 | 0 | 0 | 55 | 8 | 0 | 63 | 130 | |
| CASTILLA Y LEÓN | 588 | 229 | 1 | 0 | 0 | 230 | 818 | 196 | 1 | 0 | 0 | 197 | 45 | 10 | 252 | 566 | |
| ÁVILA | 1 | 29 | 0 | 0 | 0 | 29 | 30 | 25 | 0 | 0 | 0 | 25 | 2 | 0 | 27 | 3 | |
| BURGOS | 163 | 29 | 0 | 0 | 0 | 29 | 192 | 15 | 0 | 0 | 0 | 15 | 5 | 2 | 22 | 170 | |
| LEÓN | 70 | 40 | 0 | 0 | 0 | 40 | 110 | 29 | 1 | 0 | 0 | 30 | 7 | 1 | 38 | 72 | |
| PALENCIA | 36 | 14 | 0 | 0 | 0 | 14 | 50 | 18 | 0 | 0 | 0 | 18 | 1 | 0 | 19 | 31 | |
| SALAMANCA | 95 | 33 | 1 | 0 | 0 | 34 | 129 | 20 | 0 | 0 | 0 | 20 | 13 | 7 | 40 | 89 | |
| SEGOVIA | 51 | 18 | 0 | 0 | 0 | 18 | 69 | 31 | 0 | 0 | 0 | 31 | 7 | 0 | 38 | 31 | |
| SORIA | 4 | 3 | 0 | 0 | 0 | 3 | 7 | 3 | 0 | 0 | 0 | 3 | 0 | 0 | 3 | 4 | |
| VALLADOLID | 102 | 41 | 0 | 0 | 0 | 41 | 143 | 43 | 0 | 0 | 0 | 43 | 4 | 0 | 47 | 96 | |
| ZAMORA | 66 | 22 | 0 | 0 | 0 | 22 | 88 | 12 | 0 | 0 | 0 | 12 | 6 | 0 | 18 | 70 | |
| CASTILLA-LA MANCHA | 798 | 227 | 0 | 1 | 2 | 230 | 1.028 | 161 | 0 | 3 | 1 | 165 | 68 | 21 | 254 | 774 | |
| ALBACETE | 131 | 55 | 0 | 1 | 0 | 56 | 187 | 36 | 0 | 1 | 0 | 37 | 24 | 6 | 67 | 120 | |
| CIUDAD REAL | 43 | 51 | 0 | 0 | 0 | 51 | 94 | 51 | 0 | 2 | 0 | 53 | 15 | 4 | 72 | 22 | |
| CUENCA | 21 | 35 | 0 | 0 | 0 | 35 | 56 | 24 | 0 | 0 | 0 | 24 | 3 | 0 | 27 | 29 | |
| GUADALAJARA | 32 | 15 | 0 | 0 | 2 | 17 | 49 | 13 | 0 | 0 | 1 | 14 | 5 | 3 | 22 | 27 | |
| TOLEDO | 571 | 71 | 0 | 0 | 0 | 71 | 642 | 37 | 0 | 0 | 0 | 37 | 21 | 8 | 66 | 576 | |

(Continúa al dorso)

| CC.AA. Y/O PROVINCIAS | PTES. MES ANTERIOR | SOLICITUDES PRESENTADAS | | | | | A RESOLV. MES | SOLICITUDES RESUELTAS | | | | | | | | | PTES. FIN MES |
|-----------------------------|--------------------------|----------------------------|-------|-----|------|-------|---------------------|-----------------------|-------|-----|------|--------------|-----|-------|---------|-------|---------------------|
| | | | | | | | | APROBADAS | | | | NO APROBADAS | | TOTAL | | | |
| | | NUEVAS | LISMI | PAS | INSS | TOTAL | | NUEVAS | LISMI | PAS | INSS | TOTAL | DNG | | CAD-DES | | |
| CATALUNYA | 5.147 | 619 | 0 | 2 | 23 | 644 | 5.791 | 291 | 1 | 0 | 15 | 307 | 235 | 119 | 661 | 5.130 | |
| BARCELONA | 3.797 | 479 | 0 | 0 | 18 | 497 | 4.294 | 208 | 1 | 0 | 9 | 218 | 183 | 84 | 485 | 3.809 | |
| GIRONA | 478 | 33 | 0 | 0 | 0 | 33 | 511 | 33 | 0 | 0 | 4 | 37 | 27 | 15 | 79 | 432 | |
| LLEIDA | 238 | 28 | 0 | 1 | 0 | 29 | 267 | 22 | 0 | 0 | 1 | 23 | 6 | 4 | 33 | 234 | |
| TARRAGONA | 634 | 79 | 0 | 1 | 5 | 85 | 719 | 28 | 0 | 0 | 1 | 29 | 19 | 16 | 64 | 655 | |
| COMUNIDAD VALENCIANA | 1.362 | 484 | 3 | 2 | 0 | 489 | 1.851 | 244 | 2 | 4 | 0 | 250 | 216 | 57 | 523 | 1.328 | |
| ALICANTE | 496 | 224 | 3 | 2 | 0 | 229 | 725 | 113 | 1 | 4 | 0 | 118 | 165 | 33 | 316 | 409 | |
| CASTELLÓN | 92 | 59 | 0 | 0 | 0 | 59 | 151 | 22 | 0 | 0 | 0 | 22 | 7 | 2 | 31 | 120 | |
| VALENCIA | 774 | 201 | 0 | 0 | 0 | 201 | 975 | 109 | 1 | 0 | 0 | 110 | 44 | 22 | 176 | 799 | |
| EXTREMADURA | 186 | 120 | 0 | 2 | 0 | 122 | 308 | 119 | 0 | 1 | 0 | 120 | 62 | 9 | 191 | 117 | |
| BADAJOS | 79 | 79 | 0 | 2 | 0 | 81 | 160 | 72 | 0 | 1 | 0 | 73 | 46 | 2 | 121 | 39 | |
| CÁCERES | 107 | 41 | 0 | 0 | 0 | 41 | 148 | 47 | 0 | 0 | 0 | 47 | 16 | 7 | 70 | 78 | |
| GALICIA | 1.103 | 349 | 0 | 0 | 0 | 349 | 1.452 | 250 | 0 | 0 | 0 | 250 | 93 | 5 | 348 | 1.104 | |
| A CORUÑA | 556 | 99 | 0 | 0 | 0 | 99 | 655 | 87 | 0 | 0 | 0 | 87 | 28 | 2 | 117 | 538 | |
| LUGO | 50 | 19 | 0 | 0 | 0 | 19 | 69 | 22 | 0 | 0 | 0 | 22 | 3 | 0 | 25 | 44 | |
| OURENSE | 139 | 53 | 0 | 0 | 0 | 53 | 192 | 26 | 0 | 0 | 0 | 26 | 12 | 1 | 39 | 153 | |
| PONTEVEDRA | 358 | 178 | 0 | 0 | 0 | 178 | 536 | 115 | 0 | 0 | 0 | 115 | 50 | 2 | 167 | 369 | |
| MADRID | 1.119 | 493 | 1 | 3 | 0 | 497 | 1.616 | 369 | 1 | 3 | 0 | 373 | 131 | 79 | 583 | 1.033 | |
| MURCIA | 739 | 184 | 3 | 0 | 5 | 192 | 931 | 160 | 1 | 0 | 0 | 161 | 69 | 12 | 242 | 689 | |
| NAVARRA | 37 | 46 | 0 | 0 | 3 | 49 | 86 | 21 | 0 | 0 | 0 | 21 | 5 | 5 | 31 | 55 | |
| PAÍS VASCO | 162 | 99 | 1 | 1 | 0 | 101 | 263 | 97 | 1 | 0 | 0 | 98 | 12 | 0 | 110 | 153 | |
| ARABA/ÁLAVA | 3 | 14 | 1 | 0 | 0 | 15 | 18 | 15 | 1 | 0 | 0 | 16 | 1 | 0 | 17 | 1 | |
| GIPUZKOA | 20 | 20 | 0 | 0 | 0 | 20 | 40 | 17 | 0 | 0 | 0 | 17 | 0 | 0 | 17 | 23 | |
| BIZKAIA | 139 | 65 | 0 | 1 | 0 | 66 | 205 | 65 | 0 | 0 | 0 | 65 | 11 | 0 | 76 | 129 | |
| LA RIOJA | 40 | 17 | 0 | 0 | 0 | 17 | 57 | 27 | 0 | 0 | 0 | 27 | 1 | 0 | 28 | 29 | |
| CEUTA | 73 | 27 | 0 | 0 | 0 | 27 | 100 | 6 | 0 | 0 | 0 | 6 | 9 | 0 | 15 | 85 | |
| MELILLA | 75 | 27 | 0 | 0 | 0 | 27 | 102 | 11 | 1 | 0 | 0 | 12 | 22 | 4 | 38 | 64 | |

| | | | | | | | | | | | | | | | | |
|--------------|--------|-------|----|----|----|-------|--------|-------|----|----|----|-------|-------|-----|-------|--------|
| TOTAL ESTADO | 20.995 | 4.722 | 14 | 28 | 41 | 4.805 | 25.800 | 3.278 | 13 | 25 | 20 | 3.336 | 1.524 | 413 | 5.273 | 20.527 |
|--------------|--------|-------|----|----|----|-------|--------|-------|----|----|----|-------|-------|-----|-------|--------|

PENSIONES NO CONTRIBUTIVAS DE JUBILACIÓN E INVALIDEZ

CAUSAS DE DENEGACIÓN CONJUNTAS CORRESPONDIENTES AL MES DE MARZO DE 2013

| CC.AA. Y/O PROVINCIAS | EDAD | RESIDENCIA LEGAL | RECURSOS ECONÓMICOS | | GRADO DISCAPACIDAD ENF. CRÓNICA | PRESTACIÓN INCOMPATIBLE | SOLICITAR SIN PASAR DOS AÑOS | SIN DESGLOSAR | TOTAL CAUSAS DE DENEGACIÓN |
|-----------------------------|------|---------------------|------------------------|--------|---------------------------------------|----------------------------|------------------------------------|------------------|----------------------------------|
| | | | PERSONALES | U.E.C. | | | | | |
| | | | ANDALUCÍA | 11 | | | | | |
| ALMERÍA | 3 | 3 | 3 | 1 | 3 | 1 | 0 | 0 | 14 |
| CÁDIZ | 0 | 0 | 0 | 0 | 0 | 0 | 0 | 0 | 0 |
| CÓRDOBA | 1 | 4 | 3 | 7 | 5 | 2 | 0 | 0 | 22 |
| GRANADA | 1 | 1 | 2 | 3 | 5 | 0 | 0 | 0 | 12 |
| HUELVA | 2 | 0 | 0 | 3 | 3 | 1 | 0 | 0 | 9 |
| JAÉN | 0 | 0 | 1 | 1 | 6 | 5 | 0 | 0 | 13 |
| MÁLAGA | 0 | 10 | 4 | 7 | 55 | 1 | 0 | 0 | 77 |
| SEVILLA | 4 | 10 | 10 | 18 | 90 | 0 | 0 | 10 | 142 |
| ARAGÓN | 1 | 4 | 6 | 11 | 0 | 0 | 0 | 0 | 22 |
| HUESCA | 0 | 0 | 1 | 6 | 0 | 0 | 0 | 0 | 7 |
| TERUEL | 0 | 1 | 0 | 1 | 0 | 0 | 0 | 0 | 2 |
| ZARAGOZA | 1 | 3 | 5 | 4 | 0 | 0 | 0 | 0 | 13 |
| ASTURIAS | 2 | 4 | 7 | 3 | 8 | 1 | 0 | 0 | 25 |
| ILLES BALEARS | 1 | 8 | 0 | 2 | 13 | 0 | 0 | 0 | 24 |
| CANARIAS | 4 | 17 | 39 | 29 | 98 | 1 | 0 | 0 | 188 |
| LAS PALMAS | 1 | 12 | 21 | 18 | 18 | 1 | 0 | 0 | 71 |
| S.C. TENERIFE | 3 | 5 | 18 | 11 | 80 | 0 | 0 | 0 | 117 |
| CANTABRIA | 1 | 0 | 2 | 5 | 0 | 0 | 0 | 0 | 8 |
| CASTILLA Y LEÓN | 3 | 2 | 16 | 14 | 8 | 2 | 0 | 0 | 45 |
| ÁVILA | 0 | 0 | 0 | 2 | 0 | 0 | 0 | 0 | 2 |
| BURGOS | 0 | 0 | 1 | 1 | 2 | 1 | 0 | 0 | 5 |
| LEÓN | 2 | 1 | 2 | 2 | 0 | 0 | 0 | 0 | 7 |
| PALENCIA | 0 | 0 | 0 | 1 | 0 | 0 | 0 | 0 | 1 |
| SALAMANCA | 0 | 0 | 4 | 3 | 6 | 0 | 0 | 0 | 13 |
| SEGOVIA | 1 | 0 | 4 | 2 | 0 | 0 | 0 | 0 | 7 |
| SORIA | 0 | 0 | 0 | 0 | 0 | 0 | 0 | 0 | 0 |
| VALLADOLID | 0 | 0 | 2 | 1 | 0 | 1 | 0 | 0 | 4 |
| ZAMORA | 0 | 1 | 3 | 2 | 0 | 0 | 0 | 0 | 6 |
| CASTILLA-LA MANCHA | 4 | 10 | 10 | 22 | 18 | 4 | 0 | 0 | 68 |
| ALBACETE | 0 | 0 | 1 | 8 | 15 | 0 | 0 | 0 | 24 |
| CIUDAD REAL | 1 | 3 | 3 | 5 | 0 | 3 | 0 | 0 | 15 |
| CUENCA | 1 | 1 | 1 | 0 | 0 | 0 | 0 | 0 | 3 |
| GUADALAJARA | 0 | 1 | 0 | 3 | 1 | 0 | 0 | 0 | 5 |
| TOLEDO | 2 | 5 | 5 | 6 | 2 | 1 | 0 | 0 | 21 |

(Continúa al dorso)

| CC.AA. Y/O PROVINCIAS | EDAD | RESIDENCIA | RECURSOS ECONÓMICOS | | GRADO DISCAPACIDAD | PRESTACIÓN | SOLICITAR | SIN | TOTAL CAUSAS DE DENEGACIÓN |
|-----------------------------|-----------|------------|------------------------|------------|-----------------------|--------------|-----------------------|-----------|----------------------------------|
| | | LEGAL | PERSONALES | U.E.C. | ENF. CRÓNICA | INCOMPATIBLE | SIN PASAR DOS AÑOS | DESGLSAR | |
| | | | | | | | | | |
| CATALUNYA | 8 | 7 | 31 | 51 | 70 | 68 | 0 | 0 | 235 |
| BARCELONA | 5 | 6 | 26 | 37 | 58 | 51 | 0 | 0 | 183 |
| GIRONA | 1 | 1 | 4 | 6 | 6 | 9 | 0 | 0 | 27 |
| LLEIDA | 1 | 0 | 0 | 2 | 2 | 1 | 0 | 0 | 6 |
| TARRAGONA | 1 | 0 | 1 | 6 | 4 | 7 | 0 | 0 | 19 |
| COMUNIDAD VALENCIANA | 3 | 17 | 17 | 53 | 126 | 0 | 0 | 0 | 216 |
| ALICANTE | 0 | 12 | 8 | 32 | 113 | 0 | 0 | 0 | 165 |
| CASTELLÓN | 1 | 0 | 3 | 2 | 1 | 0 | 0 | 0 | 7 |
| VALENCIA | 2 | 5 | 6 | 19 | 12 | 0 | 0 | 0 | 44 |
| EXTREMADURA | 3 | 3 | 6 | 19 | 31 | 0 | 0 | 0 | 62 |
| BADAJOS | 3 | 1 | 4 | 11 | 27 | 0 | 0 | 0 | 46 |
| CÁCERES | 0 | 2 | 2 | 8 | 4 | 0 | 0 | 0 | 16 |
| GALICIA | 3 | 8 | 24 | 34 | 24 | 0 | 0 | 0 | 93 |
| A CORUÑA | 2 | 1 | 5 | 11 | 9 | 0 | 0 | 0 | 28 |
| LUGO | 1 | 0 | 1 | 1 | 0 | 0 | 0 | 0 | 3 |
| OURENSE | 0 | 3 | 2 | 1 | 6 | 0 | 0 | 0 | 12 |
| PONTEVEDRA | 0 | 4 | 16 | 21 | 9 | 0 | 0 | 0 | 50 |
| MADRID | 6 | 30 | 35 | 50 | 10 | 0 | 0 | 0 | 131 |
| MURCIA | 0 | 5 | 12 | 12 | 40 | 0 | 0 | 0 | 69 |
| NAVARRA | 1 | 2 | 1 | 1 | 0 | 0 | 0 | 0 | 5 |
| PAÍS VASCO | 0 | 2 | 4 | 6 | 0 | 0 | 0 | 0 | 12 |
| ARABA/ÁLAVA | 0 | 0 | 0 | 1 | 0 | 0 | 0 | 0 | 1 |
| GIPUZKOA | 0 | 0 | 0 | 0 | 0 | 0 | 0 | 0 | 0 |
| BIZKAIA | 0 | 2 | 4 | 5 | 0 | 0 | 0 | 0 | 11 |
| LA RIOJA | 0 | 1 | 0 | 0 | 0 | 0 | 0 | 0 | 1 |
| CEUTA | 0 | 0 | 1 | 1 | 7 | 0 | 0 | 0 | 9 |
| MELILLA | 1 | 3 | 1 | 0 | 16 | 1 | 0 | 0 | 22 |
| TOTAL ESTADO | 52 | 151 | 235 | 353 | 636 | 87 | 0 | 10 | 1.524 |

PENSIONES NO CONTRIBUTIVAS DE JUBILACIÓN E INVALIDEZ

DATOS ACUMULADOS DE GESTIÓN CORRESPONDIENTES AL AÑO 2013 HASTA MARZO

| CC.AA. Y/O PROVINCIAS | PTES. AÑO ANTERIOR | SOLICITUDES | | | | | A RESOLV. AÑO | SOLICITUDES RESUELTAS | | | | | | | | | PTES. FINAL |
|-----------------------------|--------------------------|--------------|----------|-----------|--------------|--------------|---------------------|-----------------------|----------|-----------|----------|--------------|--------------|------------|--------------|--------------|----------------|
| | | PRESENTADAS | | | DISCAPACIDAD | | | APROBADAS | | | | | NO APROBADAS | | TOTAL | | |
| | | NUEVAS | LISMI | PAS | INSS | TOTAL | | NUEVAS | LISMI | PAS | INSS | TOTAL | DNG | CAD-DES | | | |
| ANDALUCÍA | 3.980 | 3.093 | 5 | 19 | 0 | 3.117 | 7.097 | 2.202 | 7 | 42 | 0 | 2.251 | 1.024 | 147 | 3.422 | 3.675 | |
| ALMERÍA | 56 | 181 | 0 | 0 | 0 | 181 | 237 | 132 | 0 | 0 | 0 | 132 | 46 | 9 | 187 | 50 | |
| CÁDIZ | 822 | 464 | 0 | 7 | 0 | 471 | 1.293 | 429 | 0 | 9 | 0 | 438 | 102 | 26 | 566 | 727 | |
| CÓRDOBA | 284 | 265 | 2 | 8 | 0 | 275 | 559 | 272 | 2 | 10 | 0 | 284 | 69 | 26 | 379 | 180 | |
| GRANADA | 173 | 269 | 0 | 0 | 0 | 269 | 442 | 181 | 0 | 1 | 0 | 182 | 60 | 8 | 250 | 192 | |
| HUELVA | 57 | 229 | 0 | 0 | 0 | 229 | 286 | 132 | 0 | 0 | 0 | 132 | 39 | 7 | 178 | 108 | |
| JAÉN | 85 | 153 | 1 | 1 | 0 | 155 | 240 | 93 | 1 | 7 | 0 | 101 | 43 | 8 | 152 | 88 | |
| MÁLAGA | 463 | 653 | 2 | 2 | 0 | 657 | 1.120 | 414 | 3 | 3 | 0 | 420 | 175 | 39 | 634 | 486 | |
| SEVILLA | 2.040 | 879 | 0 | 1 | 0 | 880 | 2.920 | 549 | 1 | 12 | 0 | 562 | 490 | 24 | 1.076 | 1.844 | |
| ARAGÓN | 80 | 274 | 1 | 1 | 0 | 276 | 356 | 206 | 0 | 1 | 0 | 207 | 46 | 12 | 265 | 91 | |
| HUESCA | 13 | 48 | 1 | 0 | 0 | 49 | 62 | 32 | 0 | 0 | 0 | 32 | 10 | 1 | 43 | 19 | |
| TERUEL | 9 | 18 | 0 | 0 | 0 | 18 | 27 | 13 | 0 | 0 | 0 | 13 | 2 | 2 | 17 | 10 | |
| ZARAGOZA | 58 | 208 | 0 | 1 | 0 | 209 | 267 | 161 | 0 | 1 | 0 | 162 | 34 | 9 | 205 | 62 | |
| ASTURIAS | 297 | 291 | 2 | 0 | 11 | 304 | 601 | 213 | 2 | 1 | 9 | 225 | 65 | 42 | 332 | 269 | |
| ILLES BALEARS | 69 | 363 | 0 | 1 | 0 | 364 | 433 | 187 | 1 | 0 | 0 | 188 | 95 | 25 | 308 | 125 | |
| CANARIAS | 4.999 | 1.306 | 1 | 15 | 4 | 1.326 | 6.325 | 758 | 2 | 8 | 3 | 771 | 379 | 65 | 1.215 | 5.110 | |
| LAS PALMAS | 2.702 | 626 | 1 | 9 | 0 | 636 | 3.338 | 339 | 0 | 4 | 0 | 343 | 162 | 36 | 541 | 2.797 | |
| S.C. TENERIFE | 2.297 | 680 | 0 | 6 | 4 | 690 | 2.987 | 419 | 2 | 4 | 3 | 428 | 217 | 29 | 674 | 2.313 | |
| CANTABRIA | 104 | 216 | 1 | 0 | 0 | 217 | 321 | 159 | 1 | 0 | 0 | 160 | 31 | 0 | 191 | 130 | |
| CASTILLA Y LEÓN | 446 | 756 | 3 | 0 | 0 | 759 | 1.205 | 477 | 5 | 1 | 0 | 483 | 125 | 31 | 639 | 566 | |
| ÁVILA | 5 | 70 | 0 | 0 | 0 | 70 | 75 | 58 | 0 | 0 | 0 | 58 | 14 | 0 | 72 | 3 | |
| BURGOS | 124 | 118 | 0 | 0 | 0 | 118 | 242 | 44 | 0 | 0 | 0 | 44 | 21 | 7 | 72 | 170 | |
| LEÓN | 36 | 119 | 0 | 0 | 0 | 119 | 155 | 62 | 1 | 1 | 0 | 64 | 16 | 3 | 83 | 72 | |
| PALENCIA | 23 | 54 | 0 | 0 | 0 | 54 | 77 | 37 | 0 | 0 | 0 | 37 | 8 | 1 | 46 | 31 | |
| SALAMANCA | 65 | 125 | 1 | 0 | 0 | 126 | 191 | 65 | 1 | 0 | 0 | 66 | 29 | 7 | 102 | 89 | |
| SEGOVIA | 52 | 40 | 0 | 0 | 0 | 40 | 92 | 46 | 0 | 0 | 0 | 46 | 14 | 1 | 61 | 31 | |
| SORIA | 6 | 9 | 2 | 0 | 0 | 11 | 17 | 9 | 3 | 0 | 0 | 12 | 1 | 0 | 13 | 4 | |
| VALLADOLID | 75 | 153 | 0 | 0 | 0 | 153 | 228 | 114 | 0 | 0 | 0 | 114 | 11 | 7 | 132 | 96 | |
| ZAMORA | 60 | 68 | 0 | 0 | 0 | 68 | 128 | 42 | 0 | 0 | 0 | 42 | 11 | 5 | 58 | 70 | |
| CASTILLA-LA MANCHA | 787 | 693 | 0 | 3 | 3 | 699 | 1.486 | 465 | 3 | 10 | 1 | 479 | 182 | 51 | 712 | 774 | |
| ALBACETE | 107 | 181 | 0 | 2 | 0 | 183 | 290 | 105 | 0 | 1 | 0 | 106 | 49 | 15 | 170 | 120 | |
| CIUDAD REAL | 51 | 162 | 0 | 0 | 0 | 162 | 213 | 119 | 1 | 6 | 0 | 126 | 49 | 16 | 191 | 22 | |
| CUENCA | 49 | 95 | 0 | 1 | 0 | 96 | 145 | 87 | 1 | 2 | 0 | 90 | 24 | 2 | 116 | 29 | |
| GUADALAJARA | 44 | 64 | 0 | 0 | 3 | 67 | 111 | 57 | 1 | 1 | 1 | 60 | 19 | 5 | 84 | 27 | |
| TOLEDO | 536 | 191 | 0 | 0 | 0 | 191 | 727 | 97 | 0 | 0 | 0 | 97 | 41 | 13 | 151 | 576 | |

(Continúa al dorso)

| CC.AA. Y/O PROVINCIAS | PTES. AÑO ANTERIOR | SOLICITUDES PRESENTADAS | | | | | A RESOLV. AÑO | SOLICITUDES RESUELTAS | | | | | | | | | PTES. FINAL |
|-----------------------------|--------------------------|----------------------------|-------|-----|-------|-------|---------------------|-----------------------|-------|-----|------|-------|--------------|---------|-------|-------|----------------|
| | | DISCAPACIDAD | | | TOTAL | | | APROBADAS | | | | | NO APROBADAS | | TOTAL | | |
| | | NUEVAS | LISMI | PAS | INSS | TOTAL | | NUEVAS | LISMI | PAS | INSS | TOTAL | DNG | CAD-DES | | | |
| CATALUNYA | 4.898 | 1.944 | 3 | 2 | 85 | 2.034 | 6.932 | 587 | 3 | 0 | 49 | 639 | 641 | 522 | 1.802 | 5.130 | |
| BARCELONA | 3.589 | 1.516 | 1 | 0 | 70 | 1.587 | 5.176 | 425 | 1 | 0 | 35 | 461 | 517 | 389 | 1.367 | 3.809 | |
| GIRONA | 475 | 135 | 0 | 0 | 0 | 135 | 610 | 61 | 0 | 0 | 8 | 69 | 59 | 50 | 178 | 432 | |
| LLEIDA | 236 | 80 | 0 | 1 | 1 | 82 | 318 | 41 | 0 | 0 | 3 | 44 | 17 | 23 | 84 | 234 | |
| TARRAGONA | 598 | 213 | 2 | 1 | 14 | 230 | 828 | 60 | 2 | 0 | 3 | 65 | 48 | 60 | 173 | 655 | |
| COMUNIDAD VALENCIANA | 1.597 | 1.460 | 8 | 9 | 0 | 1.477 | 3.074 | 922 | 5 | 11 | 0 | 938 | 648 | 160 | 1.746 | 1.328 | |
| ALICANTE | 726 | 632 | 6 | 9 | 0 | 647 | 1.373 | 393 | 4 | 6 | 0 | 403 | 463 | 98 | 964 | 409 | |
| CASTELLÓN | 128 | 157 | 0 | 0 | 0 | 157 | 285 | 122 | 0 | 0 | 0 | 122 | 34 | 9 | 165 | 120 | |
| VALENCIA | 743 | 671 | 2 | 0 | 0 | 673 | 1.416 | 407 | 1 | 5 | 0 | 413 | 151 | 53 | 617 | 799 | |
| EXTREMADURA | 72 | 298 | 1 | 6 | 1 | 306 | 378 | 158 | 1 | 2 | 0 | 161 | 85 | 15 | 261 | 117 | |
| BADAJOS | 8 | 195 | 0 | 6 | 1 | 202 | 210 | 99 | 0 | 2 | 0 | 101 | 64 | 6 | 171 | 39 | |
| CÁCERES | 64 | 103 | 1 | 0 | 0 | 104 | 168 | 59 | 1 | 0 | 0 | 60 | 21 | 9 | 90 | 78 | |
| GALICIA | 842 | 1.307 | 2 | 0 | 0 | 1.309 | 2.151 | 706 | 1 | 1 | 1 | 709 | 313 | 25 | 1.047 | 1.104 | |
| A CORUÑA | 547 | 395 | 0 | 0 | 0 | 395 | 942 | 277 | 0 | 1 | 1 | 279 | 113 | 12 | 404 | 538 | |
| LUGO | 31 | 92 | 2 | 0 | 0 | 94 | 125 | 64 | 1 | 0 | 0 | 65 | 13 | 3 | 81 | 44 | |
| OURENSE | 126 | 155 | 0 | 0 | 0 | 155 | 281 | 86 | 0 | 0 | 0 | 86 | 40 | 2 | 128 | 153 | |
| PONTEVEDRA | 138 | 665 | 0 | 0 | 0 | 665 | 803 | 279 | 0 | 0 | 0 | 279 | 147 | 8 | 434 | 369 | |
| MADRID | 921 | 1.453 | 4 | 9 | 0 | 1.466 | 2.387 | 844 | 4 | 9 | 0 | 857 | 335 | 162 | 1.354 | 1.033 | |
| MURCIA | 653 | 573 | 6 | 2 | 9 | 590 | 1.243 | 287 | 3 | 3 | 1 | 294 | 221 | 39 | 554 | 689 | |
| NAVARRA | 34 | 105 | 0 | 0 | 6 | 111 | 145 | 61 | 0 | 0 | 1 | 62 | 20 | 8 | 90 | 55 | |
| PAÍS VASCO | 148 | 356 | 1 | 1 | 0 | 358 | 506 | 299 | 1 | 0 | 0 | 300 | 53 | 0 | 353 | 153 | |
| ARABA/ÁLAVA | 2 | 57 | 1 | 0 | 0 | 58 | 60 | 55 | 1 | 0 | 0 | 56 | 3 | 0 | 59 | 1 | |
| GIPUZKOA | 24 | 65 | 0 | 0 | 0 | 65 | 89 | 59 | 0 | 0 | 0 | 59 | 7 | 0 | 66 | 23 | |
| BIZKAIA | 122 | 234 | 0 | 1 | 0 | 235 | 357 | 185 | 0 | 0 | 0 | 185 | 43 | 0 | 228 | 129 | |
| LA RIOJA | 39 | 63 | 0 | 0 | 0 | 63 | 102 | 54 | 9 | 0 | 0 | 63 | 8 | 2 | 73 | 29 | |
| CEUTA | 48 | 101 | 0 | 0 | 0 | 101 | 149 | 33 | 0 | 1 | 0 | 34 | 21 | 9 | 64 | 85 | |
| MELILLA | 44 | 85 | 2 | 0 | 0 | 87 | 131 | 27 | 1 | 1 | 0 | 29 | 32 | 6 | 67 | 64 | |

| | | | | | | | | | | | | | | | | |
|--------------|--------|--------|----|----|-----|--------|--------|-------|----|----|----|-------|-------|-------|--------|--------|
| TOTAL ESTADO | 20.058 | 14.737 | 40 | 68 | 119 | 14.964 | 35.022 | 8.645 | 49 | 91 | 65 | 8.850 | 4.324 | 1.321 | 14.495 | 20.527 |
|--------------|--------|--------|----|----|-----|--------|--------|-------|----|----|----|-------|-------|-------|--------|--------|

PENSIONES NO CONTRIBUTIVAS DE JUBILACIÓN E INVALIDEZ

CAUSAS DE DENEGACIÓN ACUMULADAS CORRESPONDIENTES AL AÑO 2013 HASTA MARZO

| CC.AA. Y/O PROVINCIAS | EDAD | RESIDENCIA LEGAL | RECURSOS | | GRADO DISCAPACIDAD ENF. CRÓNICA | PRESTACIÓN INCOMPATIBLE | SOLICITAR SIN PASAR DOS AÑOS | SIN DESGLOSAR | TOTAL CAUSAS DE DENEGACIÓN |
|-----------------------------|------|---------------------|------------|--------|---------------------------------------|----------------------------|------------------------------------|------------------|----------------------------------|
| | | | ECONÓMICOS | | | | | | |
| | | | PERSONALES | U.E.C. | | | | | |
| ANDALUCÍA | 41 | 88 | 127 | 172 | 562 | 23 | 0 | 11 | 1.024 |
| ALMERÍA | 6 | 9 | 7 | 11 | 11 | 1 | 0 | 1 | 46 |
| CÁDIZ | 5 | 10 | 12 | 25 | 49 | 1 | 0 | 0 | 102 |
| CÓRDOBA | 1 | 12 | 12 | 18 | 19 | 7 | 0 | 0 | 69 |
| GRANADA | 6 | 7 | 14 | 11 | 21 | 1 | 0 | 0 | 60 |
| HUELVA | 4 | 0 | 8 | 8 | 17 | 2 | 0 | 0 | 39 |
| JAÉN | 1 | 2 | 5 | 6 | 23 | 6 | 0 | 0 | 43 |
| MÁLAGA | 2 | 20 | 21 | 19 | 110 | 3 | 0 | 0 | 175 |
| SEVILLA | 16 | 28 | 48 | 74 | 312 | 2 | 0 | 10 | 490 |
| ARAGÓN | 4 | 6 | 10 | 15 | 5 | 6 | 0 | 0 | 46 |
| HUESCA | 1 | 0 | 1 | 7 | 1 | 0 | 0 | 0 | 10 |
| TERUEL | 0 | 1 | 0 | 1 | 0 | 0 | 0 | 0 | 2 |
| ZARAGOZA | 3 | 5 | 9 | 7 | 4 | 6 | 0 | 0 | 34 |
| ASTURIAS | 8 | 4 | 15 | 17 | 19 | 2 | 0 | 0 | 65 |
| ILLES BALEARS | 6 | 21 | 6 | 18 | 43 | 0 | 0 | 1 | 95 |
| CANARIAS | 17 | 36 | 97 | 74 | 151 | 4 | 0 | 0 | 379 |
| LAS PALMAS | 8 | 23 | 50 | 47 | 33 | 1 | 0 | 0 | 162 |
| S.C. TENERIFE | 9 | 13 | 47 | 27 | 118 | 3 | 0 | 0 | 217 |
| CANTABRIA | 1 | 3 | 11 | 8 | 8 | 0 | 0 | 0 | 31 |
| CASTILLA Y LEÓN | 11 | 17 | 37 | 35 | 15 | 9 | 0 | 1 | 125 |
| ÁVILA | 0 | 5 | 3 | 4 | 0 | 2 | 0 | 0 | 14 |
| BURGOS | 2 | 2 | 7 | 4 | 5 | 1 | 0 | 0 | 21 |
| LEÓN | 2 | 3 | 6 | 4 | 0 | 1 | 0 | 0 | 16 |
| PALENCIA | 0 | 1 | 0 | 4 | 0 | 3 | 0 | 0 | 8 |
| SALAMANCA | 0 | 2 | 8 | 9 | 10 | 0 | 0 | 0 | 29 |
| SEGOVIA | 6 | 2 | 4 | 2 | 0 | 0 | 0 | 0 | 14 |
| SORIA | 0 | 0 | 0 | 1 | 0 | 0 | 0 | 0 | 1 |
| VALLADOLID | 1 | 0 | 4 | 4 | 0 | 2 | 0 | 0 | 11 |
| ZAMORA | 0 | 2 | 5 | 3 | 0 | 0 | 0 | 1 | 11 |
| CASTILLA-LA MANCHA | 12 | 18 | 28 | 71 | 49 | 4 | 0 | 0 | 182 |
| ALBACETE | 0 | 2 | 6 | 18 | 23 | 0 | 0 | 0 | 49 |
| CIUDAD REAL | 2 | 5 | 4 | 22 | 13 | 3 | 0 | 0 | 49 |
| CUENCA | 4 | 1 | 4 | 9 | 6 | 0 | 0 | 0 | 24 |
| GUADALAJARA | 0 | 3 | 2 | 12 | 2 | 0 | 0 | 0 | 19 |
| TOLEDO | 6 | 7 | 12 | 10 | 5 | 1 | 0 | 0 | 41 |

(Continúa al dorso)

| CC.AA. Y/O PROVINCIAS | EDAD | RESIDENCIA LEGAL | RECURSOS ECONÓMICOS | | GRADO DISCAPACIDAD ENF. CRÓNICA | PRESTACIÓN INCOMPATIBLE | SOLICITAR SIN PASAR DOS AÑOS | SIN DESGLOSAR | TOTAL CAUSAS DE DENEGACIÓN |
|-----------------------------|------------|---------------------|------------------------|--------------|---------------------------------------|----------------------------|------------------------------------|------------------|----------------------------------|
| | | | PERSONALES | U.E.C. | | | | | |
| | | | CATALUNYA | 19 | | | | | |
| BARCELONA | 14 | 26 | 58 | 106 | 162 | 151 | 0 | 0 | 517 |
| GIRONA | 2 | 3 | 10 | 12 | 18 | 14 | 0 | 0 | 59 |
| LLEIDA | 1 | 0 | 1 | 5 | 6 | 4 | 0 | 0 | 17 |
| TARRAGONA | 2 | 1 | 6 | 13 | 12 | 14 | 0 | 0 | 48 |
| COMUNIDAD VALENCIANA | 14 | 44 | 70 | 167 | 345 | 8 | 0 | 0 | 648 |
| ALICANTE | 8 | 20 | 36 | 79 | 313 | 7 | 0 | 0 | 463 |
| CASTELLÓN | 1 | 1 | 8 | 12 | 12 | 0 | 0 | 0 | 34 |
| VALENCIA | 5 | 23 | 26 | 76 | 20 | 1 | 0 | 0 | 151 |
| EXTREMADURA | 4 | 3 | 13 | 28 | 37 | 0 | 0 | 0 | 85 |
| BADAJOS | 4 | 1 | 10 | 18 | 31 | 0 | 0 | 0 | 64 |
| CÁCERES | 0 | 2 | 3 | 10 | 6 | 0 | 0 | 0 | 21 |
| GALICIA | 6 | 26 | 59 | 123 | 98 | 1 | 0 | 0 | 313 |
| A CORUÑA | 5 | 8 | 20 | 41 | 38 | 1 | 0 | 0 | 113 |
| LUGO | 1 | 0 | 1 | 4 | 7 | 0 | 0 | 0 | 13 |
| OURENSE | 0 | 8 | 2 | 5 | 25 | 0 | 0 | 0 | 40 |
| PONTEVEDRA | 0 | 10 | 36 | 73 | 28 | 0 | 0 | 0 | 147 |
| MADRID | 23 | 70 | 97 | 118 | 27 | 0 | 0 | 0 | 335 |
| MURCIA | 3 | 39 | 31 | 76 | 72 | 0 | 0 | 0 | 221 |
| NAVARRA | 1 | 6 | 4 | 8 | 0 | 1 | 0 | 0 | 20 |
| PAÍS VASCO | 1 | 12 | 11 | 23 | 6 | 0 | 0 | 0 | 53 |
| ARABA/ÁLAVA | 0 | 0 | 0 | 3 | 0 | 0 | 0 | 0 | 3 |
| GIPUZKOA | 0 | 2 | 1 | 4 | 0 | 0 | 0 | 0 | 7 |
| BIZKAIA | 1 | 10 | 10 | 16 | 6 | 0 | 0 | 0 | 43 |
| LA RIOJA | 0 | 5 | 3 | 0 | 0 | 0 | 0 | 0 | 8 |
| CEUTA | 1 | 2 | 2 | 3 | 13 | 0 | 0 | 0 | 21 |
| MELILLA | 2 | 6 | 1 | 0 | 22 | 1 | 0 | 0 | 32 |
| TOTAL ESTADO | 174 | 436 | 697 | 1.092 | 1.670 | 242 | 0 | 13 | 4.324 |

1e PNC DE JUBILACIÓN E INVALIDEZ: COEFICIENTES DE LA GESTIÓN MENSUAL

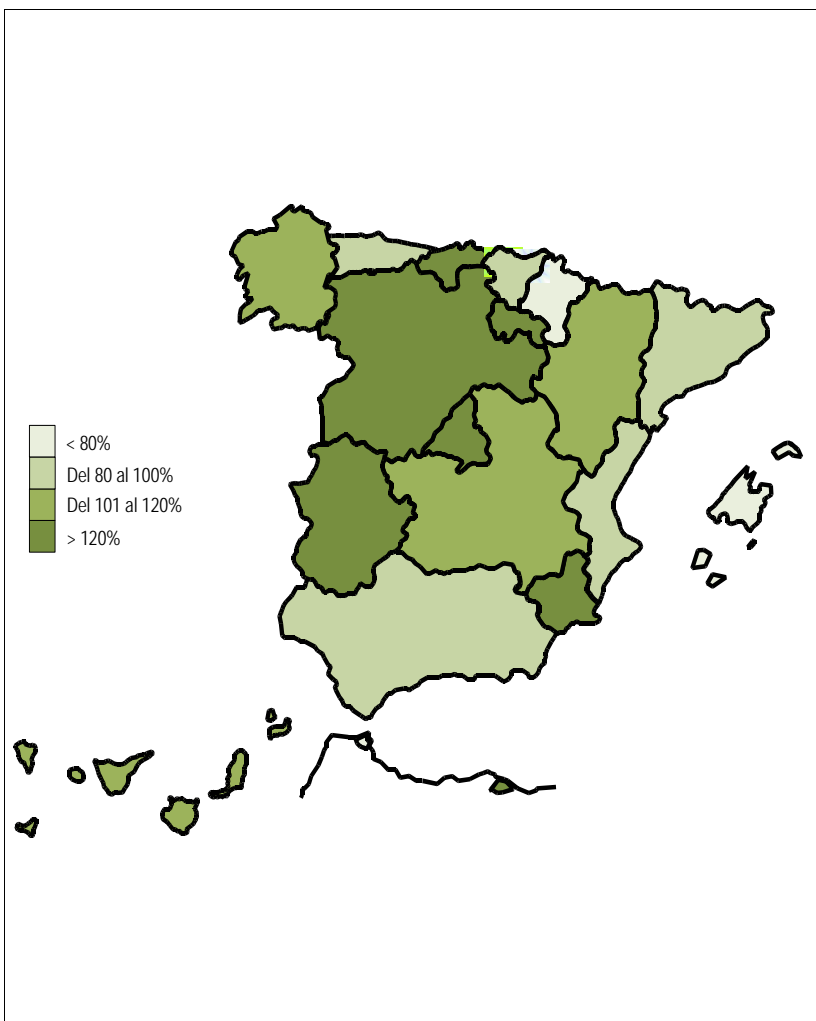
PENSIONES NO CONTRIBUTIVAS DE LA SEGURIDAD SOCIAL DE JUBILACIÓN E INVALIDEZ

DISTRIBUCIÓN TERRITORIAL DEL COEFICIENTE DE COBERTURA. SITUACIÓN EN MARZO DE 2013

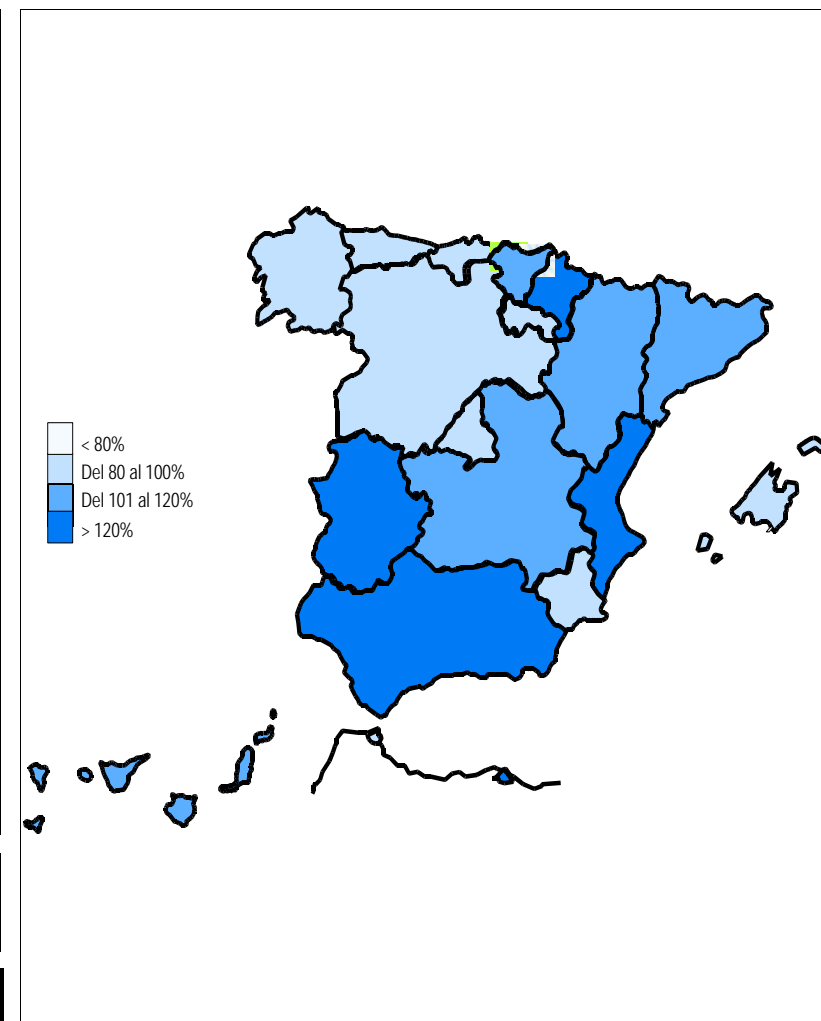
PNC DE JUBILACIÓN

ÁMBITO
GEOGRÁFICO

PNC DE INVALIDEZ



| | | |
|----------------|---------------------|----------------|
| 98,11% | ANDALUCÍA | 133,69% |
| 111,29% | ARAGÓN | 105,26% |
| 87,50% | ASTURIAS | 93,85% |
| 64,00% | ILLES BALEARS | 86,27% |
| 107,14% | CANARIAS | 113,79% |
| 129,17% | CANTABRIA | 100,00% |
| 121,85% | CASTILLA Y LEÓN | 96,40% |
| 115,45% | CASTILLA-LA MANCHA | 105,83% |
| 86,64% | CATALUNYA | 114,71% |
| 81,79% | C. VALENCIANA | 147,59% |
| 185,96% | EXTREMADURA | 130,77% |
| 109,64% | GALICIA | 90,71% |
| 167,84% | MADRID | 83,56% |
| 205,66% | MURCIA | 95,68% |
| 64,52% | NAVARRA | 61,11% |
| 104,44% | PAÍS VASCO | 112,50% |
| 340,00% | LA RIOJA | 91,67% |
| 22,22% | CEUTA | 72,22% |
| 142,86% | MELILLA | 140,00% |
| 108,25% | TOTAL ESTADO | 111,14% |



Coefficiente de cobertura: Determina la relación existente entre el volumen de expedientes resueltos e iniciados durante el mes.

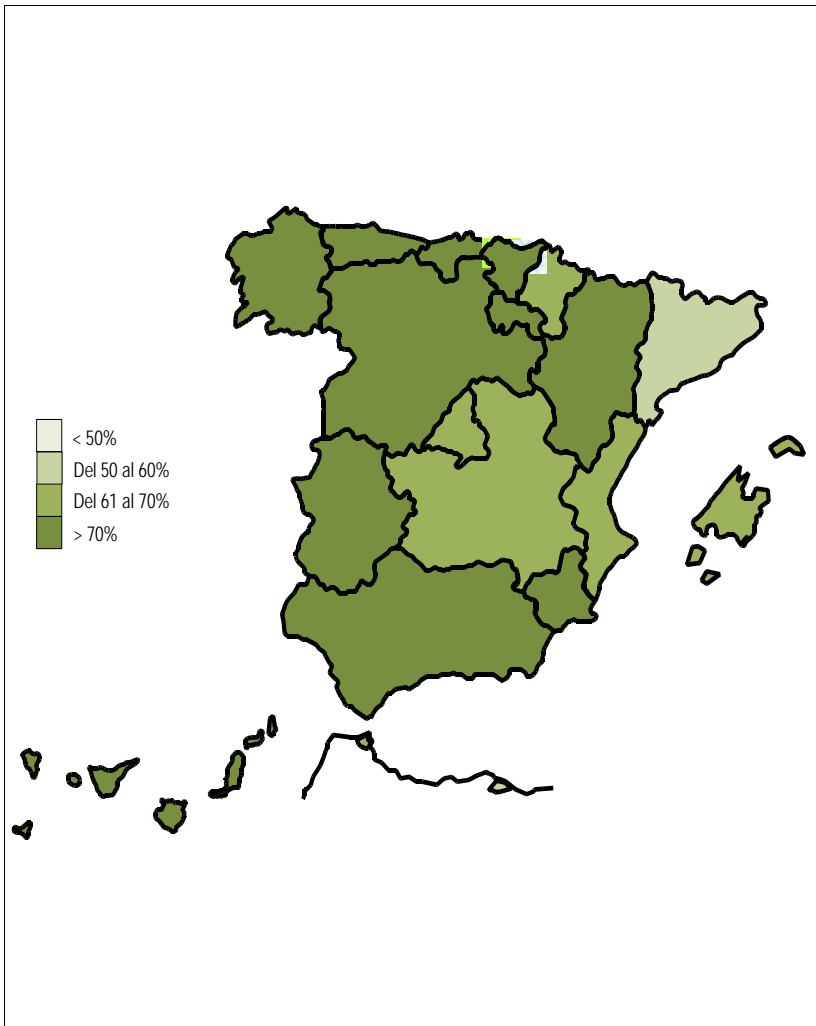
PENSIONES NO CONTRIBUTIVAS DE LA SEGURIDAD SOCIAL DE JUBILACIÓN E INVALIDEZ

DISTRIBUCIÓN TERRITORIAL DEL COEFICIENTE DE RECONOCIMIENTO. SITUACIÓN EN MARZO DE 2013

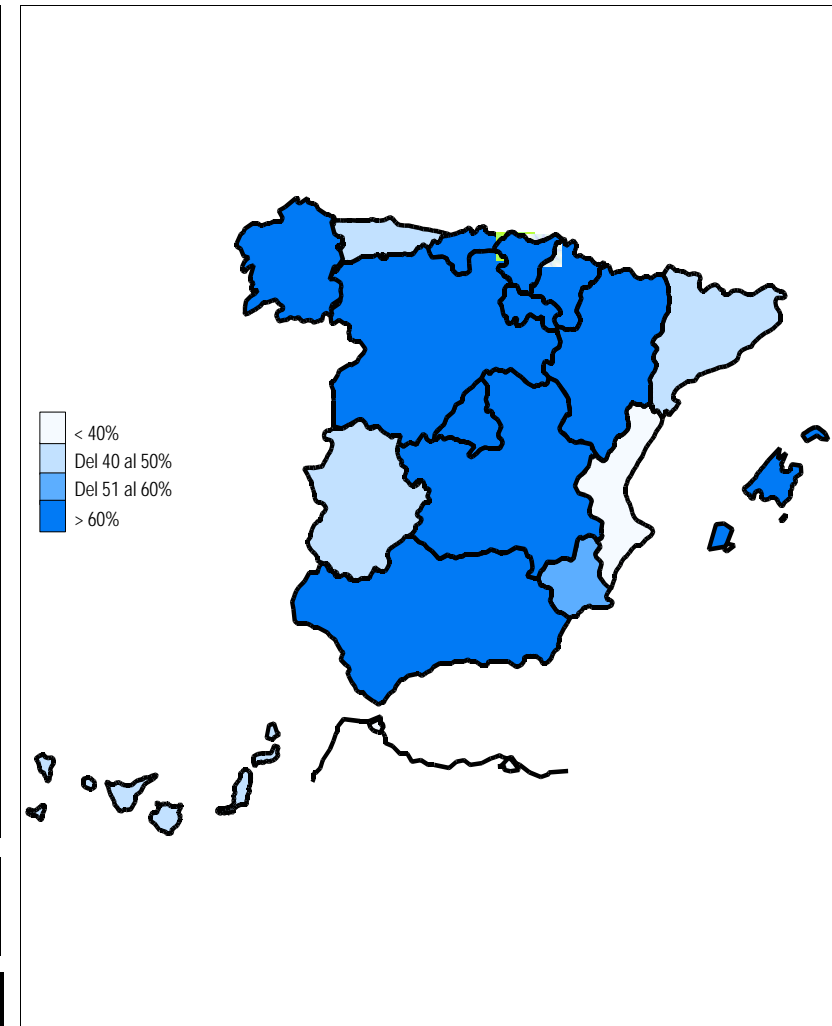
PNC DE JUBILACIÓN

ÁMBITO GEOGRÁFICO

PNC DE INVALIDEZ



| | | |
|---------------|---------------------|---------------|
| 83,01% | ANDALUCÍA | 61,16% |
| 78,26% | ARAGÓN | 70,00% |
| 73,81% | ASTURIAS | 49,18% |
| 75,00% | ILLES BALEARS | 63,64% |
| 72,89% | CANARIAS | 42,42% |
| 80,65% | CANTABRIA | 93,75% |
| 82,07% | CASTILLA Y LEÓN | 72,90% |
| 68,50% | CASTILLA-LA MANCHA | 61,42% |
| 55,42% | CATALUNYA | 41,33% |
| 62,35% | C. VALENCIANA | 34,78% |
| 78,30% | EXTREMADURA | 43,53% |
| 76,92% | GALICIA | 66,27% |
| 62,87% | MADRID | 65,46% |
| 79,82% | MURCIA | 55,64% |
| 65,00% | NAVARRA | 72,73% |
| 89,36% | PAÍS VASCO | 88,89% |
| 94,12% | LA RIOJA | 100,00% |
| 100,00% | CEUTA | 30,77% |
| 60,00% | MELILLA | 21,43% |
| 72,73% | TOTAL ESTADO | 54,61% |



Coefficiente de reconocimiento del derecho a PNC: Establecido a partir del cociente entre los expedientes aprobados y los resueltos en el mes.

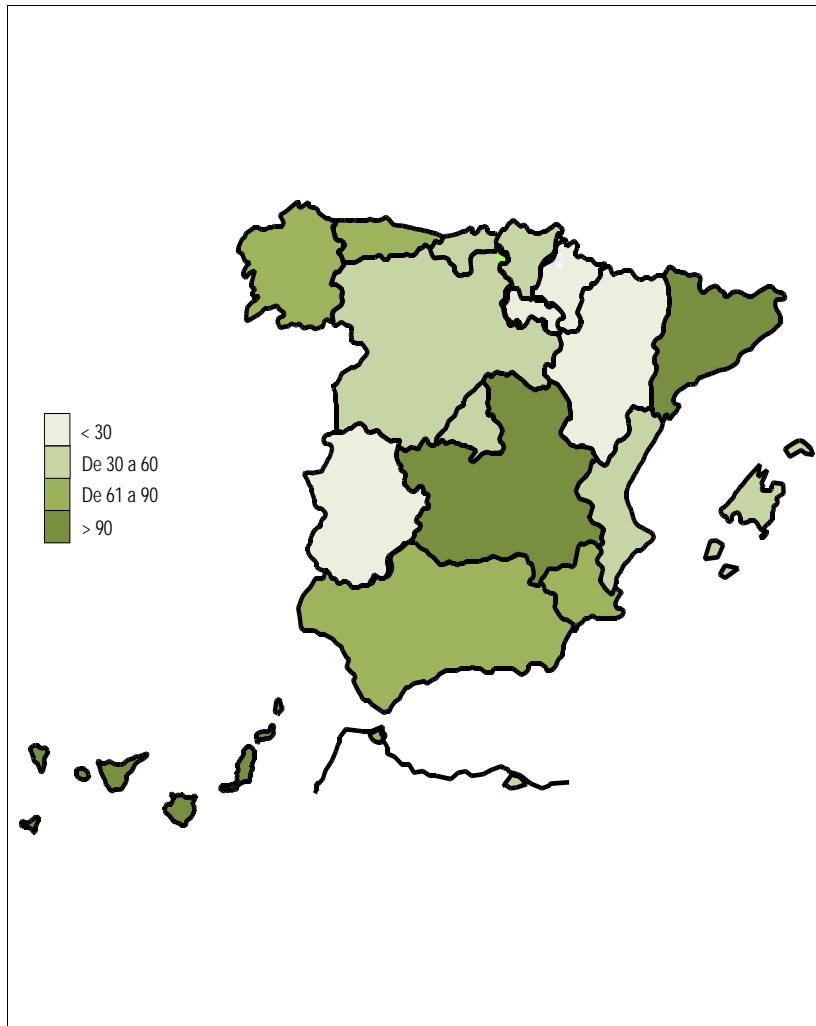
PENSIONES NO CONTRIBUTIVAS DE LA SEGURIDAD SOCIAL DE JUBILACIÓN E INVALIDEZ

DISTRIBUCIÓN TERRITORIAL DEL COEFICIENTE DE GESTIÓN EN DÍAS. SITUACIÓN EN MARZO DE 2013

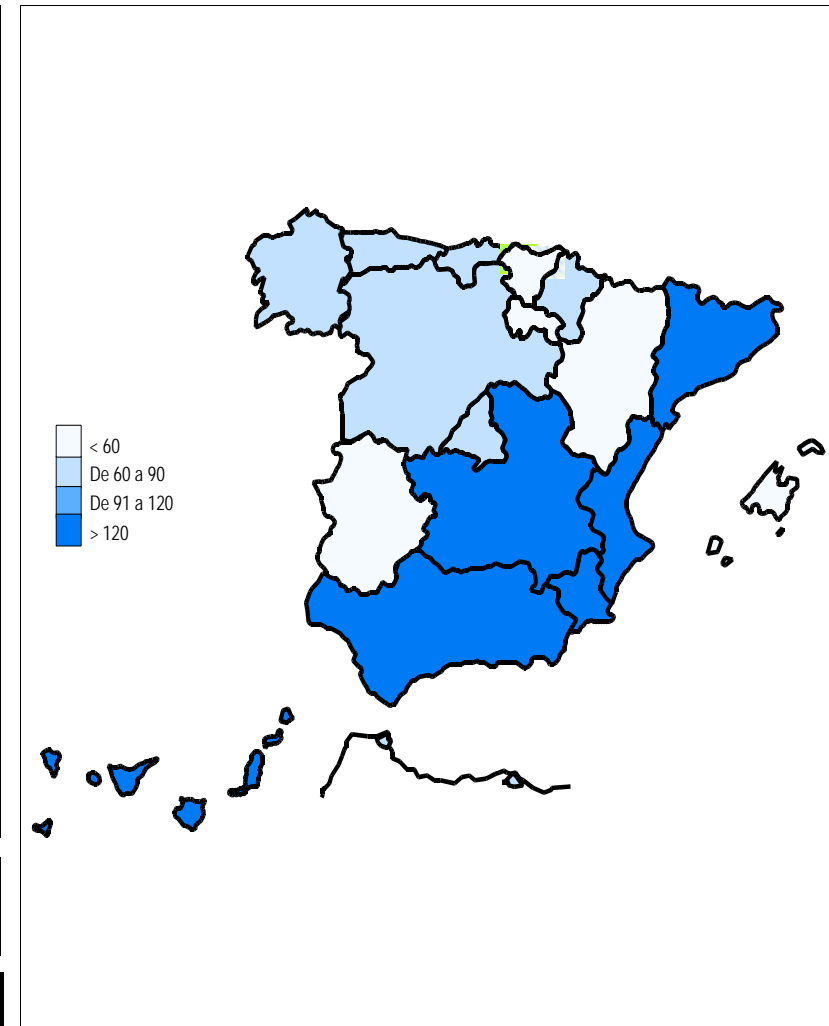
PNC DE JUBILACIÓN

ÁMBITO GEOGRÁFICO

PNC DE INVALIDEZ



| | | |
|-----------|---------------------|------------|
| 67 | ANDALUCÍA | 146 |
| 23 | ARAGÓN | 43 |
| 70 | ASTURIAS | 88 |
| 49 | ILLES BALEARS | 4 |
| 217 | CANARIAS | 451 |
| 38 | CANTABRIA | 66 |
| 58 | CASTILLA Y LEÓN | 77 |
| 99 | CASTILLA-LA MANCHA | 100 |
| 235 | CATALUNYA | 221 |
| 56 | C. VALENCIANA | 114 |
| 24 | EXTREMADURA | 45 |
| 74 | GALICIA | 78 |
| 58 | MADRID | 71 |
| 66 | MURCIA | 128 |
| 28 | NAVARRA | 80 |
| 32 | PAÍS VASCO | 43 |
| 29 | LA RIOJA | 56 |
| 75 | CEUTA | 76 |
| 53 | MELILLA | 73 |
| 94 | TOTAL ESTADO | 152 |



Coefficiente de gestión: Coeficiente expresado en días; su valor indica a cuántos días de entrada media de expedientes equivale el número de los que se encuentran en gestión al finalizar el mes.

1f RECLAMACIONES PREVIAS: DATOS DE LA GESTIÓN MENSUAL Y ANUAL

PENSIONES NO CONTRIBUTIVAS DE LA SEGURIDAD SOCIAL : JUBILACIÓN E INVALIDEZ
RECLAMACIÓN PREVIA A LA VÍA JURISDICCIONAL SOCIAL: DATOS DEL MES DE MARZO DE 2013

| CC.AA. Y/O PROVINCIAS | JUBILACIÓN | | | | | | INVALIDEZ | | | | | | TOTAL: JUBILACIÓN MÁS INVALIDEZ | | | | | |
|-----------------------------|------------|---------|-----------|---------|-------|---------|-----------|---------|-----------|---------|-------|---------|---------------------------------|---------|-----------|---------|-------|---------|
| | PENDTE. | RECLAM. | RESUELTAS | | | RECLAM. | PENDTE. | RECLAM. | RESUELTAS | | | RECLAM. | PENDTE. | RECLAM. | RESUELTAS | | | RECLAM. |
| | ANT. | PRSEN. | ESTIM. | DESEST. | TOTAL | PENDTE. | ANT. | PRSEN. | ESTIM. | DESEST. | TOTAL | PENDTE. | ANT. | PRSEN. | ESTIM. | DESEST. | TOTAL | PENDTE. |
| ANDALUCÍA | 63 | 33 | 12 | 59 | 71 | 25 | 246 | 59 | 13 | 147 | 160 | 145 | 309 | 92 | 25 | 206 | 231 | 170 |
| ALMERÍA | 1 | 7 | 0 | 6 | 6 | 2 | 1 | 6 | 2 | 2 | 4 | 3 | 2 | 13 | 2 | 8 | 10 | 5 |
| CÁDIZ | 4 | 3 | 1 | 2 | 3 | 4 | 4 | 6 | 2 | 1 | 3 | 7 | 8 | 9 | 3 | 3 | 6 | 11 |
| CÓRDOBA | 0 | 2 | 0 | 1 | 1 | 1 | 4 | 0 | 0 | 1 | 1 | 3 | 4 | 2 | 0 | 2 | 2 | 4 |
| GRANADA | 2 | 1 | 1 | 2 | 3 | 0 | 13 | 8 | 0 | 3 | 3 | 18 | 15 | 9 | 1 | 5 | 6 | 18 |
| HUELVA | 1 | 0 | 0 | 1 | 1 | 0 | 1 | 2 | 0 | 2 | 2 | 1 | 2 | 2 | 0 | 3 | 3 | 1 |
| JAÉN | 1 | 1 | 1 | 1 | 2 | 0 | 3 | 2 | 0 | 1 | 1 | 4 | 4 | 3 | 1 | 2 | 3 | 4 |
| MÁLAGA | 14 | 2 | 5 | 6 | 11 | 5 | 42 | 0 | 4 | 15 | 19 | 23 | 56 | 2 | 9 | 21 | 30 | 28 |
| SEVILLA | 40 | 17 | 4 | 40 | 44 | 13 | 178 | 35 | 5 | 122 | 127 | 86 | 218 | 52 | 9 | 162 | 171 | 99 |
| ARAGÓN | 0 | 3 | 0 | 2 | 2 | 1 | 0 | 2 | 0 | 1 | 1 | 1 | 0 | 5 | 0 | 3 | 3 | 2 |
| HUESCA | 0 | 1 | 0 | 1 | 1 | 0 | 0 | 0 | 0 | 0 | 0 | 0 | 0 | 1 | 0 | 1 | 1 | 0 |
| TERUEL | 0 | 0 | 0 | 0 | 0 | 0 | 0 | 1 | 0 | 1 | 1 | 0 | 0 | 1 | 0 | 1 | 1 | 0 |
| ZARAGOZA | 0 | 2 | 0 | 1 | 1 | 1 | 0 | 1 | 0 | 0 | 0 | 1 | 0 | 3 | 0 | 1 | 1 | 2 |
| ASTURIAS | 25 | 1 | 0 | 4 | 4 | 22 | 56 | 3 | 0 | 8 | 8 | 51 | 81 | 4 | 0 | 12 | 12 | 73 |
| ILLES BALEARS | 6 | 7 | 3 | 4 | 7 | 6 | 19 | 14 | 9 | 9 | 18 | 15 | 25 | 21 | 12 | 13 | 25 | 21 |
| CANARIAS | 53 | 17 | 11 | 14 | 25 | 45 | 237 | 19 | 3 | 20 | 23 | 233 | 290 | 36 | 14 | 34 | 48 | 278 |
| LAS PALMAS | 37 | 14 | 2 | 9 | 11 | 40 | 150 | 10 | 0 | 9 | 9 | 151 | 187 | 24 | 2 | 18 | 20 | 191 |
| S.C. TENERIFE | 16 | 3 | 9 | 5 | 14 | 5 | 87 | 9 | 3 | 11 | 14 | 82 | 103 | 12 | 12 | 16 | 28 | 87 |
| CANTABRIA | 2 | 0 | 0 | 0 | 0 | 2 | 3 | 1 | 0 | 1 | 1 | 3 | 5 | 1 | 0 | 1 | 1 | 5 |
| CASTILLA Y LEÓN | 14 | 10 | 5 | 6 | 11 | 13 | 34 | 8 | 6 | 8 | 14 | 28 | 48 | 18 | 11 | 14 | 25 | 41 |
| ÁVILA | 1 | 1 | 0 | 0 | 0 | 2 | 7 | 1 | 3 | 0 | 3 | 5 | 8 | 2 | 3 | 0 | 3 | 7 |
| BURGOS | 10 | 0 | 0 | 4 | 4 | 6 | 14 | 0 | 0 | 3 | 3 | 11 | 24 | 0 | 0 | 7 | 7 | 17 |
| LEÓN | 1 | 2 | 0 | 2 | 2 | 1 | 3 | 3 | 0 | 3 | 3 | 3 | 4 | 5 | 0 | 5 | 5 | 4 |
| PALENCIA | 0 | 0 | 0 | 0 | 0 | 0 | 0 | 1 | 0 | 1 | 1 | 0 | 0 | 1 | 0 | 1 | 1 | 0 |
| SALAMANCA | 0 | 1 | 1 | 0 | 1 | 0 | 0 | 0 | 0 | 0 | 0 | 0 | 0 | 1 | 1 | 0 | 1 | 0 |
| SEGOVIA | 0 | 1 | 1 | 0 | 1 | 0 | 0 | 2 | 1 | 1 | 2 | 0 | 0 | 3 | 2 | 1 | 3 | 0 |
| SORIA | 0 | 0 | 0 | 0 | 0 | 0 | 0 | 0 | 0 | 0 | 0 | 0 | 0 | 0 | 0 | 0 | 0 | 0 |
| VALLADOLID | 0 | 4 | 2 | 0 | 2 | 2 | 9 | 1 | 2 | 0 | 2 | 8 | 9 | 5 | 4 | 0 | 4 | 10 |
| ZAMORA | 2 | 1 | 1 | 0 | 1 | 2 | 1 | 0 | 0 | 0 | 0 | 1 | 3 | 1 | 1 | 0 | 1 | 3 |
| CASTILLA-LA MANCHA | 8 | 11 | 7 | 3 | 10 | 9 | 9 | 17 | 6 | 9 | 15 | 11 | 17 | 28 | 13 | 12 | 25 | 20 |
| ALBACETE | 2 | 7 | 5 | 1 | 6 | 3 | 0 | 9 | 4 | 1 | 5 | 4 | 2 | 16 | 9 | 2 | 11 | 7 |
| CIUDAD REAL | 2 | 1 | 1 | 0 | 1 | 2 | 7 | 3 | 2 | 4 | 6 | 4 | 9 | 4 | 3 | 4 | 7 | 6 |
| CUENCA | 1 | 0 | 0 | 0 | 0 | 1 | 1 | 2 | 0 | 2 | 2 | 1 | 2 | 2 | 0 | 2 | 2 | 2 |
| GUADALAJARA | 0 | 2 | 1 | 1 | 2 | 0 | 0 | 2 | 0 | 1 | 1 | 1 | 0 | 4 | 1 | 2 | 3 | 1 |
| TOLEDO | 3 | 1 | 0 | 1 | 1 | 3 | 1 | 1 | 0 | 1 | 1 | 1 | 4 | 2 | 0 | 2 | 2 | 4 |

(Continúa al dorso)

| CC.AA. Y/O PROVINCIAS | JUBILACIÓN | | | | | | INVALIDEZ | | | | | | TOTAL: JUBILACIÓN MÁS INVALIDEZ | | | | | |
|-----------------------------|------------|---------|-----------|---------|-------|---------|-----------|---------|-----------|---------|-------|---------|---------------------------------|---------|-----------|---------|-------|---------|
| | PENDTE. | RECLAM. | RESUELTAS | | | RECLAM. | PENDTE. | RECLAM. | RESUELTAS | | | RECLAM. | PENDTE. | RECLAM. | RESUELTAS | | | RECLAM. |
| | ANT. | PRSEN. | ESTIM. | DESEST. | TOTAL | PENDTE. | ANT. | PRSEN. | ESTIM. | DESEST. | TOTAL | PENDTE. | ANT. | PRSEN. | ESTIM. | DESEST. | TOTAL | PENDTE. |
| CATALUNYA | 94 | 64 | 20 | 21 | 41 | 117 | 163 | 113 | 27 | 28 | 55 | 221 | 257 | 177 | 47 | 49 | 96 | 338 |
| BARCELONA | 67 | 46 | 15 | 14 | 29 | 84 | 127 | 94 | 23 | 22 | 45 | 176 | 194 | 140 | 38 | 36 | 74 | 260 |
| GIRONA | 9 | 5 | 2 | 3 | 5 | 9 | 11 | 5 | 0 | 0 | 0 | 16 | 20 | 10 | 2 | 3 | 5 | 25 |
| LLEIDA | 8 | 2 | 1 | 1 | 2 | 8 | 7 | 1 | 2 | 0 | 2 | 6 | 15 | 3 | 3 | 1 | 4 | 14 |
| TARRAGONA | 10 | 11 | 2 | 3 | 5 | 16 | 18 | 13 | 2 | 6 | 8 | 23 | 28 | 24 | 4 | 9 | 13 | 39 |
| COMUNIDAD VALENCIANA | 25 | 5 | 2 | 2 | 4 | 26 | 71 | 11 | 0 | 10 | 10 | 72 | 96 | 16 | 2 | 12 | 14 | 98 |
| ALICANTE | 23 | 0 | 0 | 0 | 0 | 23 | 65 | 0 | 0 | 0 | 0 | 65 | 88 | 0 | 0 | 0 | 0 | 88 |
| CASTELLÓN | 0 | 1 | 1 | 0 | 1 | 0 | 0 | 0 | 0 | 0 | 0 | 0 | 0 | 1 | 1 | 0 | 1 | 0 |
| VALENCIA | 2 | 4 | 1 | 2 | 3 | 3 | 6 | 11 | 0 | 10 | 10 | 7 | 8 | 15 | 1 | 12 | 13 | 10 |
| EXTREMADURA | 69 | 4 | 0 | 5 | 5 | 68 | 55 | 4 | 0 | 10 | 10 | 49 | 124 | 8 | 0 | 15 | 15 | 117 |
| BADAJOS | 48 | 3 | 0 | 5 | 5 | 46 | 40 | 2 | 0 | 9 | 9 | 33 | 88 | 5 | 0 | 14 | 14 | 79 |
| CÁCERES | 21 | 1 | 0 | 0 | 0 | 22 | 15 | 2 | 0 | 1 | 1 | 16 | 36 | 3 | 0 | 1 | 1 | 38 |
| GALICIA | 66 | 19 | 9 | 12 | 21 | 64 | 402 | 25 | 9 | 13 | 22 | 405 | 468 | 44 | 18 | 25 | 43 | 469 |
| A CORUÑA | 59 | 3 | 6 | 5 | 11 | 51 | 307 | 7 | 6 | 8 | 14 | 300 | 366 | 10 | 12 | 13 | 25 | 351 |
| LUGO | 1 | 5 | 1 | 5 | 6 | 0 | 0 | 1 | 0 | 0 | 0 | 1 | 1 | 6 | 1 | 5 | 6 | 1 |
| OURENSE | 0 | 1 | 1 | 0 | 1 | 0 | 0 | 1 | 0 | 1 | 1 | 0 | 0 | 2 | 1 | 1 | 2 | 0 |
| PONTEVEDRA | 6 | 10 | 1 | 2 | 3 | 13 | 95 | 16 | 3 | 4 | 7 | 104 | 101 | 26 | 4 | 6 | 10 | 117 |
| MADRID | 29 | 30 | 10 | 21 | 31 | 28 | 17 | 15 | 7 | 8 | 15 | 17 | 46 | 45 | 17 | 29 | 46 | 45 |
| MURCIA | 3 | 8 | 4 | 2 | 6 | 5 | 20 | 16 | 6 | 6 | 12 | 24 | 23 | 24 | 10 | 8 | 18 | 29 |
| NAVARRA | 0 | 0 | 0 | 0 | 0 | 0 | 0 | 0 | 0 | 0 | 0 | 0 | 0 | 0 | 0 | 0 | 0 | 0 |
| PAÍS VASCO | 6 | 2 | 1 | 2 | 3 | 5 | 10 | 7 | 2 | 3 | 5 | 12 | 16 | 9 | 3 | 5 | 8 | 17 |
| ARABA/ÁLAVA | 0 | 1 | 0 | 1 | 1 | 0 | 0 | 0 | 0 | 0 | 0 | 0 | 0 | 1 | 0 | 1 | 1 | 0 |
| GIPUZKOA | 0 | 0 | 0 | 0 | 0 | 0 | 0 | 0 | 0 | 0 | 0 | 0 | 0 | 0 | 0 | 0 | 0 | 0 |
| BIZKAIA | 6 | 1 | 1 | 1 | 2 | 5 | 10 | 7 | 2 | 3 | 5 | 12 | 16 | 8 | 3 | 4 | 7 | 17 |
| LA RIOJA | 0 | 0 | 0 | 0 | 0 | 0 | 1 | 0 | 0 | 0 | 0 | 1 | 1 | 0 | 0 | 0 | 0 | 1 |
| CEUTA | 0 | 0 | 0 | 0 | 0 | 0 | 0 | 1 | 0 | 1 | 1 | 0 | 0 | 1 | 0 | 1 | 1 | 0 |
| MELILLA | 0 | 0 | 0 | 0 | 0 | 0 | 0 | 0 | 0 | 0 | 0 | 0 | 0 | 0 | 0 | 0 | 0 | 0 |

| | | | | | | | | | | | | | | | | | | |
|--------------|-----|-----|----|-----|-----|-----|-------|-----|----|-----|-----|-------|-------|-----|-----|-----|-----|-------|
| TOTAL ESTADO | 463 | 214 | 84 | 157 | 241 | 436 | 1.343 | 315 | 88 | 282 | 370 | 1.288 | 1.806 | 529 | 172 | 439 | 611 | 1.724 |
|--------------|-----|-----|----|-----|-----|-----|-------|-----|----|-----|-----|-------|-------|-----|-----|-----|-----|-------|

PENSIONES NO CONTRIBUTIVAS DE LA SEGURIDAD SOCIAL : JUBILACIÓN E INVALIDEZ
RECLAMACIÓN PREVIA A LA VÍA JURISDICCIONAL SOCIAL: DATOS ACUMULADOS DEL AÑO 2013 HASTA MARZO

| CC.AA. Y/O PROVINCIAS | JUBILACIÓN | | | | | | INVALIDEZ | | | | | | TOTAL: JUBILACIÓN MÁS INVALIDEZ | | | | | |
|-----------------------------|-----------------|-------------------|-----------|---------|-------|--------------------|-----------------|-------------------|-----------|---------|-------|--------------------|---------------------------------|-------------------|-----------|---------|-------|--------------------|
| | PENDTE. ANT. | RECLAM. PRSEN. | RESUELTAS | | | RECLAM. PENDTE. | PENDTE. ANT. | RECLAM. PRSEN. | RESUELTAS | | | RECLAM. PENDTE. | PENDTE. ANT. | RECLAM. PRSEN. | RESUELTAS | | | RECLAM. PENDTE. |
| | | | ESTIM. | DESEST. | TOTAL | | | | ESTIM. | DESEST. | TOTAL | | | | ESTIM. | DESEST. | TOTAL | |
| ANDALUCÍA | 68 | 103 | 35 | 111 | 146 | 25 | 256 | 168 | 39 | 240 | 279 | 145 | 324 | 271 | 74 | 351 | 425 | 170 |
| ALMERÍA | 0 | 17 | 0 | 15 | 15 | 2 | 1 | 9 | 3 | 4 | 7 | 3 | 1 | 26 | 3 | 19 | 22 | 5 |
| CÁDIZ | 1 | 16 | 2 | 11 | 13 | 4 | 6 | 19 | 4 | 14 | 18 | 7 | 7 | 35 | 6 | 25 | 31 | 11 |
| CÓRDOBA | 2 | 10 | 3 | 8 | 11 | 1 | 9 | 1 | 2 | 5 | 7 | 3 | 11 | 11 | 5 | 13 | 18 | 4 |
| GRANADA | 1 | 11 | 5 | 7 | 12 | 0 | 16 | 27 | 2 | 23 | 25 | 18 | 17 | 38 | 7 | 30 | 37 | 18 |
| HUELVA | 0 | 2 | 0 | 2 | 2 | 0 | 2 | 7 | 1 | 7 | 8 | 1 | 2 | 9 | 1 | 9 | 10 | 1 |
| JAÉN | 1 | 3 | 3 | 1 | 4 | 0 | 4 | 6 | 3 | 3 | 6 | 4 | 5 | 9 | 6 | 4 | 10 | 4 |
| MÁLAGA | 17 | 21 | 15 | 18 | 33 | 5 | 35 | 30 | 11 | 31 | 42 | 23 | 52 | 51 | 26 | 49 | 75 | 28 |
| SEVILLA | 46 | 23 | 7 | 49 | 56 | 13 | 183 | 69 | 13 | 153 | 166 | 86 | 229 | 92 | 20 | 202 | 222 | 99 |
| ARAGÓN | 2 | 7 | 3 | 5 | 8 | 1 | 1 | 6 | 2 | 4 | 6 | 1 | 3 | 13 | 5 | 9 | 14 | 2 |
| HUESCA | 0 | 1 | 0 | 1 | 1 | 0 | 0 | 0 | 0 | 0 | 0 | 0 | 0 | 1 | 0 | 1 | 1 | 0 |
| TERUEL | 0 | 0 | 0 | 0 | 0 | 0 | 0 | 1 | 0 | 1 | 1 | 0 | 0 | 1 | 0 | 1 | 1 | 0 |
| ZARAGOZA | 2 | 6 | 3 | 4 | 7 | 1 | 1 | 5 | 2 | 3 | 5 | 1 | 3 | 11 | 5 | 7 | 12 | 2 |
| ASTURIAS | 26 | 6 | 2 | 8 | 10 | 22 | 62 | 15 | 3 | 23 | 26 | 51 | 88 | 21 | 5 | 31 | 36 | 73 |
| ILLES BALEARS | 5 | 21 | 7 | 13 | 20 | 6 | 23 | 49 | 23 | 34 | 57 | 15 | 28 | 70 | 30 | 47 | 77 | 21 |
| CANARIAS | 24 | 83 | 32 | 30 | 62 | 45 | 65 | 230 | 9 | 53 | 62 | 233 | 89 | 313 | 41 | 83 | 124 | 278 |
| LAS PALMAS | 6 | 54 | 3 | 17 | 20 | 40 | 56 | 125 | 4 | 26 | 30 | 151 | 62 | 179 | 7 | 43 | 50 | 191 |
| S.C. TENERIFE | 18 | 29 | 29 | 13 | 42 | 5 | 9 | 105 | 5 | 27 | 32 | 82 | 27 | 134 | 34 | 40 | 74 | 87 |
| CANTABRIA | 3 | 1 | 1 | 1 | 2 | 2 | 9 | 2 | 2 | 6 | 8 | 3 | 12 | 3 | 3 | 7 | 10 | 5 |
| CASTILLA Y LEÓN | 14 | 43 | 18 | 26 | 44 | 13 | 30 | 41 | 19 | 24 | 43 | 28 | 44 | 84 | 37 | 50 | 87 | 41 |
| ÁVILA | 0 | 3 | 1 | 0 | 1 | 2 | 2 | 13 | 9 | 1 | 10 | 5 | 2 | 16 | 10 | 1 | 11 | 7 |
| BURGOS | 7 | 5 | 0 | 6 | 6 | 6 | 15 | 2 | 0 | 6 | 6 | 11 | 22 | 7 | 0 | 12 | 12 | 17 |
| LEÓN | 2 | 7 | 2 | 6 | 8 | 1 | 2 | 8 | 0 | 7 | 7 | 3 | 4 | 15 | 2 | 13 | 15 | 4 |
| PALENCIA | 0 | 1 | 1 | 0 | 1 | 0 | 1 | 2 | 1 | 2 | 3 | 0 | 1 | 3 | 2 | 2 | 4 | 0 |
| SALAMANCA | 0 | 2 | 2 | 0 | 2 | 0 | 0 | 3 | 2 | 1 | 3 | 0 | 0 | 5 | 4 | 1 | 5 | 0 |
| SEGOVIA | 0 | 3 | 2 | 1 | 3 | 0 | 0 | 6 | 4 | 2 | 6 | 0 | 0 | 9 | 6 | 3 | 9 | 0 |
| SORIA | 0 | 0 | 0 | 0 | 0 | 0 | 0 | 0 | 0 | 0 | 0 | 0 | 0 | 0 | 0 | 0 | 0 | 0 |
| VALLADOLID | 2 | 8 | 3 | 5 | 8 | 2 | 8 | 4 | 3 | 1 | 4 | 8 | 10 | 12 | 6 | 6 | 12 | 10 |
| ZAMORA | 3 | 14 | 7 | 8 | 15 | 2 | 2 | 3 | 0 | 4 | 4 | 1 | 5 | 17 | 7 | 12 | 19 | 3 |
| CASTILLA-LA MANCHA | 14 | 39 | 30 | 14 | 44 | 9 | 22 | 46 | 28 | 29 | 57 | 11 | 36 | 85 | 58 | 43 | 101 | 20 |
| ALBACETE | 0 | 17 | 13 | 1 | 14 | 3 | 4 | 18 | 14 | 4 | 18 | 4 | 4 | 35 | 27 | 5 | 32 | 7 |
| CIUDAD REAL | 7 | 7 | 8 | 4 | 12 | 2 | 10 | 17 | 7 | 16 | 23 | 4 | 17 | 24 | 15 | 20 | 35 | 6 |
| CUENCA | 2 | 9 | 6 | 4 | 10 | 1 | 1 | 5 | 3 | 2 | 5 | 1 | 3 | 14 | 9 | 6 | 15 | 2 |
| GUADALAJARA | 2 | 5 | 3 | 4 | 7 | 0 | 6 | 3 | 3 | 5 | 8 | 1 | 8 | 8 | 6 | 9 | 15 | 1 |
| TOLEDO | 3 | 1 | 0 | 1 | 1 | 3 | 1 | 3 | 1 | 2 | 3 | 1 | 4 | 4 | 1 | 3 | 4 | 4 |

(Continúa al dorso)

| CC.AA. Y/O PROVINCIAS | JUBILACIÓN | | | | | | INVALIDEZ | | | | | | TOTAL: JUBILACIÓN MÁS INVALIDEZ | | | | | |
|-----------------------------|-----------------|-------------------|-----------|---------|-------|--------------------|-----------------|-------------------|-----------|---------|-------|--------------------|---------------------------------|-------------------|-----------|---------|-------|--------------------|
| | PENDTE. ANT. | RECLAM. PRSEN. | RESUELTAS | | | RECLAM. PENDTE. | PENDTE. ANT. | RECLAM. PRSEN. | RESUELTAS | | | RECLAM. PENDTE. | PENDTE. ANT. | RECLAM. PRSEN. | RESUELTAS | | | RECLAM. PENDTE. |
| | | | ESTIM. | DESEST. | TOTAL | | | | ESTIM. | DESEST. | TOTAL | | | | ESTIM. | DESEST. | TOTAL | |
| CATALUNYA | 82 | 133 | 49 | 49 | 98 | 117 | 156 | 225 | 75 | 85 | 160 | 221 | 238 | 358 | 124 | 134 | 258 | 338 |
| BARCELONA | 60 | 95 | 37 | 34 | 71 | 84 | 118 | 192 | 60 | 74 | 134 | 176 | 178 | 287 | 97 | 108 | 205 | 260 |
| GIRONA | 7 | 12 | 6 | 4 | 10 | 9 | 12 | 9 | 2 | 3 | 5 | 16 | 19 | 21 | 8 | 7 | 15 | 25 |
| LLEIDA | 6 | 7 | 2 | 3 | 5 | 8 | 5 | 6 | 4 | 1 | 5 | 6 | 11 | 13 | 6 | 4 | 10 | 14 |
| TARRAGONA | 9 | 19 | 4 | 8 | 12 | 16 | 21 | 18 | 9 | 7 | 16 | 23 | 30 | 37 | 13 | 15 | 28 | 39 |
| COMUNIDAD VALENCIANA | 31 | 54 | 24 | 35 | 59 | 26 | 68 | 64 | 11 | 49 | 60 | 72 | 99 | 118 | 35 | 84 | 119 | 98 |
| ALICANTE | 29 | 30 | 19 | 17 | 36 | 23 | 58 | 31 | 4 | 20 | 24 | 65 | 87 | 61 | 23 | 37 | 60 | 88 |
| CASTELLÓN | 0 | 5 | 1 | 4 | 5 | 0 | 0 | 3 | 2 | 1 | 3 | 0 | 0 | 8 | 3 | 5 | 8 | 0 |
| VALENCIA | 2 | 19 | 4 | 14 | 18 | 3 | 10 | 30 | 5 | 28 | 33 | 7 | 12 | 49 | 9 | 42 | 51 | 10 |
| EXTREMADURA | 67 | 19 | 0 | 18 | 18 | 68 | 58 | 18 | 0 | 27 | 27 | 49 | 125 | 37 | 0 | 45 | 45 | 117 |
| BADAJOS | 42 | 17 | 0 | 13 | 13 | 46 | 42 | 13 | 0 | 22 | 22 | 33 | 84 | 30 | 0 | 35 | 35 | 79 |
| CÁCERES | 25 | 2 | 0 | 5 | 5 | 22 | 16 | 5 | 0 | 5 | 5 | 16 | 41 | 7 | 0 | 10 | 10 | 38 |
| GALICIA | 51 | 59 | 19 | 27 | 46 | 64 | 414 | 58 | 30 | 37 | 67 | 405 | 465 | 117 | 49 | 64 | 113 | 469 |
| A CORUÑA | 50 | 30 | 13 | 16 | 29 | 51 | 307 | 24 | 14 | 17 | 31 | 300 | 357 | 54 | 27 | 33 | 60 | 351 |
| LUGO | 0 | 7 | 1 | 6 | 7 | 0 | 1 | 2 | 0 | 2 | 2 | 1 | 1 | 9 | 1 | 8 | 9 | 1 |
| OURENSE | 0 | 1 | 1 | 0 | 1 | 0 | 0 | 2 | 0 | 2 | 2 | 0 | 0 | 3 | 1 | 2 | 3 | 0 |
| PONTEVEDRA | 1 | 21 | 4 | 5 | 9 | 13 | 106 | 30 | 16 | 16 | 32 | 104 | 107 | 51 | 20 | 21 | 41 | 117 |
| MADRID | 18 | 95 | 22 | 63 | 85 | 28 | 32 | 38 | 17 | 36 | 53 | 17 | 50 | 133 | 39 | 99 | 138 | 45 |
| MURCIA | 4 | 17 | 11 | 5 | 16 | 5 | 31 | 49 | 27 | 29 | 56 | 24 | 35 | 66 | 38 | 34 | 72 | 29 |
| NAVARRA | 1 | 1 | 2 | 0 | 2 | 0 | 0 | 0 | 0 | 0 | 0 | 0 | 1 | 1 | 2 | 0 | 2 | 0 |
| PAÍS VASCO | 3 | 5 | 1 | 2 | 3 | 5 | 8 | 13 | 4 | 5 | 9 | 12 | 11 | 18 | 5 | 7 | 12 | 17 |
| ARABA/ÁLAVA | 0 | 1 | 0 | 1 | 1 | 0 | 0 | 1 | 1 | 0 | 1 | 0 | 0 | 2 | 1 | 1 | 2 | 0 |
| GIPUZKOA(1) | 0 | 0 | 0 | 0 | 0 | 0 | 0 | 0 | 0 | 0 | 0 | 0 | 0 | 0 | 0 | 0 | 0 | 0 |
| BIZKAIA | 3 | 4 | 1 | 1 | 2 | 5 | 8 | 12 | 3 | 5 | 8 | 12 | 11 | 16 | 4 | 6 | 10 | 17 |
| LA RIOJA | 1 | 1 | 1 | 1 | 2 | 0 | 0 | 1 | 0 | 0 | 0 | 1 | 1 | 2 | 1 | 1 | 2 | 1 |
| CEUTA | 0 | 3 | 0 | 3 | 3 | 0 | 0 | 2 | 1 | 1 | 2 | 0 | 0 | 5 | 1 | 4 | 5 | 0 |
| MELILLA | 0 | 0 | 0 | 0 | 0 | 0 | 0 | 3 | 2 | 1 | 3 | 0 | 0 | 3 | 2 | 1 | 3 | 0 |

| | | | | | | | | | | | | | | | | | | |
|--------------|-----|-----|-----|-----|-----|-----|-------|-------|-----|-----|-----|-------|-------|-------|-----|-------|-------|-------|
| TOTAL ESTADO | 414 | 690 | 257 | 411 | 668 | 436 | 1.235 | 1.028 | 292 | 683 | 975 | 1.288 | 1.649 | 1.718 | 549 | 1.094 | 1.643 | 1.724 |
|--------------|-----|-----|-----|-----|-----|-----|-------|-------|-----|-----|-----|-------|-------|-------|-----|-------|-------|-------|

(1) Datos no facilitados.

1g REVISIONES DE OFICIO E INSTANCIA DE PARTE: DATOS DE LA GESTIÓN MENSUAL Y ANUAL

PENSIÓN NO CONTRIBUTIVA DE JUBILACIÓN
REVISIONES DE OFICIO E INSTANCIA DE PARTE
DATOS DE GESTIÓN CORRESPONDIENTES AL MES DE MARZO DE 2013

| CC.AA. Y/O PROVINCIAS | ENTRADA REVISIONES | REVISIONES EFECTUADAS | | | | | CAUSAS DE EXTINCIÓN DEL DERECHO | | | | | |
|-----------------------------|-----------------------|-----------------------|------------|------------|------------|------------|---------------------------------|------------|-----------|---------------|-----------|------------|
| | | Sin Modif. | Con Modif. | Suspensión | Extinción | TOTAL | Residencia | Personal | U.E.C. | Fallecimiento | Otras | TOTAL |
| | | Cuantía | Cuantía | Pago | Derecho | | | | | | | |
| ANDALUCÍA | 541 | 55 | 97 | 5 | 349 | 506 | 4 | 172 | 12 | 138 | 23 | 349 |
| ALMERÍA | 35 | 2 | 4 | 1 | 27 | 34 | 4 | 12 | 0 | 8 | 3 | 27 |
| CÁDIZ | 110 | 20 | 25 | 2 | 51 | 98 | 0 | 26 | 4 | 17 | 4 | 51 |
| CÓRDOBA | 62 | 4 | 9 | 0 | 45 | 58 | 0 | 21 | 2 | 18 | 4 | 45 |
| GRANADA | 31 | 4 | 6 | 0 | 22 | 32 | 0 | 16 | 0 | 4 | 2 | 22 |
| HUELVA | 27 | 0 | 3 | 0 | 24 | 27 | 0 | 13 | 0 | 11 | 0 | 24 |
| JAÉN | 45 | 1 | 1 | 1 | 40 | 43 | 0 | 23 | 1 | 12 | 4 | 40 |
| MÁLAGA | 124 | 10 | 27 | 1 | 72 | 110 | 0 | 35 | 2 | 33 | 2 | 72 |
| SEVILLA | 107 | 14 | 22 | 0 | 68 | 104 | 0 | 26 | 3 | 35 | 4 | 68 |
| ARAGÓN | 60 | 4 | 5 | 1 | 47 | 57 | 0 | 15 | 2 | 25 | 5 | 47 |
| HUESCA | 9 | 0 | 1 | 0 | 8 | 9 | 0 | 3 | 0 | 5 | 0 | 8 |
| TERUEL | 3 | 0 | 0 | 0 | 2 | 2 | 0 | 0 | 0 | 2 | 0 | 2 |
| ZARAGOZA | 48 | 4 | 4 | 1 | 37 | 46 | 0 | 12 | 2 | 18 | 5 | 37 |
| ASTURIAS | 51 | 3 | 11 | 0 | 31 | 45 | 0 | 16 | 1 | 13 | 1 | 31 |
| ILLES BALEARS | 83 | 28 | 20 | 15 | 23 | 86 | 0 | 9 | 4 | 10 | 0 | 23 |
| CANARIAS | 253 | 37 | 40 | 10 | 157 | 244 | 0 | 56 | 4 | 79 | 18 | 157 |
| LAS PALMAS | 119 | 21 | 18 | 10 | 68 | 117 | 0 | 37 | 1 | 27 | 3 | 68 |
| S.C. TENERIFE | 134 | 16 | 22 | 0 | 89 | 127 | 0 | 19 | 3 | 52 | 15 | 89 |
| CANTABRIA | 38 | 6 | 11 | 0 | 21 | 38 | 0 | 6 | 3 | 9 | 3 | 21 |
| CASTILLA Y LEÓN | 280 | 143 | 72 | 5 | 61 | 281 | 0 | 31 | 19 | 10 | 1 | 61 |
| ÁVILA | 4 | 2 | 2 | 1 | 2 | 7 | 0 | 2 | 0 | 0 | 0 | 2 |
| BURGOS | 9 | 3 | 2 | 0 | 4 | 9 | 0 | 1 | 2 | 1 | 0 | 4 |
| LEÓN | 18 | 1 | 8 | 1 | 8 | 18 | 0 | 6 | 1 | 0 | 1 | 8 |
| PALENCIA | 109 | 84 | 13 | 1 | 11 | 109 | 0 | 2 | 7 | 2 | 0 | 11 |
| SALAMANCA | 15 | 0 | 0 | 0 | 15 | 15 | 0 | 8 | 4 | 3 | 0 | 15 |
| SEGOVIA | 7 | 6 | 1 | 0 | 0 | 7 | 0 | 0 | 0 | 0 | 0 | 0 |
| SORIA | 4 | 0 | 0 | 0 | 4 | 4 | 0 | 2 | 0 | 2 | 0 | 4 |
| VALLADOLID | 100 | 47 | 39 | 2 | 10 | 98 | 0 | 7 | 1 | 2 | 0 | 10 |
| ZAMORA | 14 | 0 | 7 | 0 | 7 | 14 | 0 | 3 | 4 | 0 | 0 | 7 |
| CASTILLA-LA MANCHA | 157 | 25 | 42 | 0 | 77 | 144 | 0 | 17 | 9 | 42 | 9 | 77 |
| ALBACETE | 29 | 8 | 5 | 0 | 16 | 29 | 0 | 4 | 0 | 9 | 3 | 16 |
| CIUDAD REAL | 64 | 7 | 26 | 0 | 21 | 54 | 0 | 3 | 3 | 14 | 1 | 21 |
| CUENCA | 10 | 4 | 1 | 0 | 4 | 9 | 0 | 1 | 0 | 1 | 2 | 4 |
| GUADALAJARA | 9 | 5 | 2 | 0 | 4 | 11 | 0 | 1 | 0 | 3 | 0 | 4 |
| TOLEDO | 45 | 1 | 8 | 0 | 32 | 41 | 0 | 8 | 6 | 15 | 3 | 32 |

(Continúa al dorso)

| CC.AA. Y/O PROVINCIAS | ENTRADA REVISIONES | REVISIONES EFECTUADAS | | | | | CAUSAS DE EXTINCIÓN DEL DERECHO | | | | | |
|-----------------------------|-----------------------|-----------------------|-----------------------|--------------------|----------------------|--------------|---------------------------------|------------|------------|---------------|-----------|--------------|
| | | Sin Modif. Cuantía | Con Modif. Cuantía | Suspensión Pago | Extinción Derecho | TOTAL | Residencia | Personal | U.E.C. | Fallecimiento | Otras | TOTAL |
| CATALUNYA | 162 | 19 | 31 | 3 | 114 | 167 | 3 | 101 | 6 | 0 | 4 | 114 |
| BARCELONA | 121 | 16 | 20 | 2 | 70 | 108 | 2 | 58 | 6 | 0 | 4 | 70 |
| GIRONA | 8 | 1 | 4 | 1 | 8 | 14 | 1 | 7 | 0 | 0 | 0 | 8 |
| LLEIDA | 16 | 0 | 1 | 0 | 22 | 23 | 0 | 22 | 0 | 0 | 0 | 22 |
| TARRAGONA | 17 | 2 | 6 | 0 | 14 | 22 | 0 | 14 | 0 | 0 | 0 | 14 |
| COMUNIDAD VALENCIANA | 145 | 11 | 26 | 0 | 108 | 145 | 1 | 47 | 7 | 53 | 0 | 108 |
| ALICANTE | 60 | 4 | 9 | 0 | 47 | 60 | 0 | 18 | 0 | 29 | 0 | 47 |
| CASTELLÓN | 14 | 0 | 3 | 0 | 9 | 12 | 0 | 5 | 2 | 2 | 0 | 9 |
| VALENCIA | 71 | 7 | 14 | 0 | 52 | 73 | 1 | 24 | 5 | 22 | 0 | 52 |
| EXTREMADURA | 167 | 41 | 27 | 8 | 58 | 134 | 0 | 20 | 9 | 19 | 10 | 58 |
| BADAJOS | 115 | 32 | 18 | 7 | 40 | 97 | 0 | 11 | 7 | 12 | 10 | 40 |
| CÁCERES | 52 | 9 | 9 | 1 | 18 | 37 | 0 | 9 | 2 | 7 | 0 | 18 |
| GALICIA | 276 | 19 | 96 | 4 | 157 | 276 | 0 | 41 | 13 | 85 | 18 | 157 |
| A CORUÑA | 117 | 14 | 20 | 0 | 83 | 117 | 0 | 35 | 1 | 35 | 12 | 83 |
| LUGO | 18 | 0 | 1 | 0 | 17 | 18 | 0 | 3 | 0 | 11 | 3 | 17 |
| OURENSE | 20 | 0 | 0 | 0 | 20 | 20 | 0 | 1 | 0 | 16 | 3 | 20 |
| PONTEVEDRA | 121 | 5 | 75 | 4 | 37 | 121 | 0 | 2 | 12 | 23 | 0 | 37 |
| MADRID | 254 | 31 | 78 | 7 | 138 | 254 | 3 | 39 | 15 | 80 | 1 | 138 |
| MURCIA | 89 | 2 | 44 | 4 | 39 | 89 | 0 | 23 | 4 | 9 | 3 | 39 |
| NAVARRA | 26 | 0 | 11 | 0 | 15 | 26 | 0 | 2 | 3 | 10 | 0 | 15 |
| PAÍS VASCO | 16 | 0 | 0 | 0 | 16 | 16 | 0 | 2 | 3 | 9 | 2 | 16 |
| ARABA/ÁLAVA | 5 | 0 | 0 | 0 | 5 | 5 | 0 | 0 | 2 | 3 | 0 | 5 |
| GIPUZKOA | 0 | 0 | 0 | 0 | 0 | 0 | 0 | 0 | 0 | 0 | 0 | 0 |
| BIZKAIA | 11 | 0 | 0 | 0 | 11 | 11 | 0 | 2 | 1 | 6 | 2 | 11 |
| LA RIOJA | 8 | 0 | 1 | 1 | 5 | 7 | 0 | 2 | 0 | 2 | 1 | 5 |
| CEUTA | 15 | 1 | 8 | 0 | 6 | 15 | 0 | 2 | 0 | 4 | 0 | 6 |
| MELILLA | 11 | 2 | 2 | 2 | 5 | 11 | 0 | 0 | 1 | 4 | 0 | 5 |
| TOTAL ESTADO | 2.632 | 427 | 622 | 65 | 1.427 | 2.541 | 11 | 601 | 115 | 601 | 99 | 1.427 |

PENSIÓN NO CONTRIBUTIVA DE INVALIDEZ
REVISIONES DE OFICIO E INSTANCIA DE PARTE
DATOS DE GESTIÓN CORRESPONDIENTES AL MES DE MARZO DE 2013

| CC.AA. Y/O PROVINCIAS | ENTRADA REVISIONES | REVISIONES EFECTUADAS | | | | | | | | CAUSAS DE EXTINCIÓN DEL DERECHO | | | | | | |
|-----------------------------|-----------------------|-----------------------|-----------------------|----------------|----------|-------------------------|----------------------------|----------------------|------------|---------------------------------|----------|--------|--------|---------------|----------|----------|
| | | Sin Modif. Cuantía | Con Modif. Cuantía | Suspensión PNC | | Compat. PNC Art. 147 | Recuperación Art. 144.1 | Extinción Derecho | TOTAL | Residencia | Personal | U.E.C. | Grado | Fallecimiento | Otras | TOTAL |
| | | | | Art. 144.1 | Pago | | | | | | | | | | | |
| ANDALUCÍA | 878 | 201 | 160 | 51 | 12 | 6 | 54 | 306 | 790 | 4 | 72 | 40 | 40 | 103 | 47 | 306 |
| ALMERÍA | 69 | 12 | 12 | 2 | 0 | 0 | 5 | 28 | 59 | 4 | 6 | 0 | 3 | 11 | 4 | 28 |
| CÁDIZ | 146 | 58 | 16 | 14 | 10 | 6 | 6 | 42 | 152 | 0 | 16 | 4 | 7 | 14 | 1 | 42 |
| CÓRDOBA | 103 | 24 | 22 | 6 | 0 | 0 | 6 | 30 | 88 | 0 | 4 | 2 | 5 | 7 | 12 | 30 |
| GRANADA | 64 | 18 | 15 | 2 | 0 | 0 | 9 | 24 | 68 | 0 | 8 | 0 | 5 | 5 | 6 | 24 |
| HUELVA | 66 | 7 | 14 | 2 | 0 | 0 | 4 | 23 | 50 | 0 | 7 | 0 | 1 | 7 | 8 | 23 |
| JAÉN | 49 | 5 | 6 | 1 | 0 | 0 | 4 | 28 | 44 | 0 | 6 | 0 | 2 | 10 | 10 | 28 |
| MÁLAGA | 200 | 56 | 45 | 16 | 0 | 0 | 11 | 72 | 200 | 0 | 10 | 30 | 4 | 28 | 0 | 72 |
| SEVILLA | 181 | 21 | 30 | 8 | 2 | 0 | 9 | 59 | 129 | 0 | 15 | 4 | 13 | 21 | 6 | 59 |
| ARAGÓN | 57 | 2 | 10 | 3 | 0 | 3 | 1 | 36 | 55 | 0 | 2 | 0 | 1 | 16 | 17 | 36 |
| HUESCA | 14 | 0 | 2 | 0 | 0 | 0 | 0 | 12 | 14 | 0 | 1 | 0 | 0 | 3 | 8 | 12 |
| TERUEL | 3 | 0 | 0 | 0 | 0 | 0 | 0 | 3 | 3 | 0 | 0 | 0 | 0 | 2 | 1 | 3 |
| ZARAGOZA | 40 | 2 | 8 | 3 | 0 | 3 | 1 | 21 | 38 | 0 | 1 | 0 | 1 | 11 | 8 | 21 |
| ASTURIAS | 92 | 9 | 19 | 5 | 1 | 5 | 4 | 38 | 81 | 0 | 10 | 4 | 2 | 17 | 5 | 38 |
| ILLES BALEARS | 133 | 51 | 30 | 1 | 23 | 1 | 0 | 36 | 142 | 0 | 4 | 1 | 4 | 13 | 14 | 36 |
| CANARIAS | 496 | 114 | 72 | 0 | 42 | 16 | 0 | 146 | 390 | 1 | 53 | 7 | 0 | 51 | 34 | 146 |
| LAS PALMAS S.C. TENERIFE | 232 264 | 50 64 | 25 47 | 0 0 | 31 11 | 0 16 | 0 0 | 65 81 | 171 219 | 1 0 | 23 30 | 3 4 | 0 0 | 28 23 | 10 24 | 65 81 |
| CANTABRIA | 56 | 9 | 9 | 0 | 6 | 1 | 1 | 30 | 56 | 5 | 6 | 0 | 0 | 16 | 3 | 30 |
| CASTILLA Y LEÓN | 274 | 104 | 73 | 5 | 10 | 12 | 5 | 52 | 261 | 0 | 10 | 7 | 0 | 10 | 25 | 52 |
| ÁVILA | 23 | 0 | 0 | 1 | 3 | 0 | 0 | 6 | 10 | 0 | 2 | 1 | 0 | 0 | 3 | 6 |
| BURGOS | 28 | 5 | 9 | 2 | 0 | 0 | 0 | 12 | 28 | 0 | 4 | 3 | 0 | 3 | 2 | 12 |
| LEÓN | 37 | 7 | 16 | 1 | 1 | 3 | 3 | 6 | 37 | 0 | 1 | 1 | 0 | 0 | 4 | 6 |
| PALENCIA | 57 | 39 | 7 | 0 | 2 | 0 | 0 | 9 | 57 | 0 | 0 | 0 | 0 | 2 | 7 | 9 |
| SALAMANCA | 0 | 0 | 0 | 0 | 0 | 0 | 0 | 0 | 0 | 0 | 0 | 0 | 0 | 0 | 0 | 0 |
| SEGOVIA | 11 | 8 | 2 | 0 | 1 | 0 | 0 | 0 | 11 | 0 | 0 | 0 | 0 | 0 | 0 | 0 |
| SORIA | 3 | 0 | 1 | 0 | 0 | 0 | 0 | 2 | 3 | 0 | 0 | 0 | 0 | 1 | 1 | 2 |
| VALLADOLID | 92 | 40 | 29 | 1 | 0 | 9 | 2 | 11 | 92 | 0 | 0 | 2 | 0 | 4 | 5 | 11 |
| ZAMORA | 23 | 5 | 9 | 0 | 3 | 0 | 0 | 6 | 23 | 0 | 3 | 0 | 0 | 0 | 3 | 6 |
| CASTILLA-LA MANCHA | 227 | 51 | 70 | 2 | 21 | 5 | 0 | 56 | 205 | 0 | 13 | 5 | 4 | 21 | 13 | 56 |
| ALBACETE | 56 | 23 | 12 | 0 | 3 | 1 | 0 | 12 | 51 | 0 | 0 | 0 | 0 | 4 | 8 | 12 |
| CIUDAD REAL | 94 | 17 | 34 | 0 | 9 | 3 | 0 | 19 | 82 | 0 | 5 | 3 | 2 | 8 | 1 | 19 |
| CUENCA | 23 | 4 | 4 | 0 | 2 | 1 | 0 | 9 | 20 | 0 | 3 | 0 | 1 | 3 | 2 | 9 |
| GUADALAJARA | 15 | 5 | 6 | 2 | 1 | 0 | 0 | 3 | 17 | 0 | 1 | 0 | 0 | 2 | 0 | 3 |
| TOLEDO | 39 | 2 | 14 | 0 | 6 | 0 | 0 | 13 | 35 | 0 | 4 | 2 | 1 | 4 | 2 | 13 |

(Continúa al dorso)

| CC.AA. Y/O PROVINCIAS | ENTRADA REVISIONES | REVISIONES EFECTUADAS | | | | | | | CAUSAS DE EXTINCIÓN DEL DERECHO | | | | | | | |
|-----------------------------|-----------------------|-----------------------|-----------------------|----------------|------|-------------------------|----------------------------|----------------------|---------------------------------|------------|----------|--------|-------|---------------|-------|-------|
| | | Sin Modif. Cuantía | Con Modif. Cuantía | Suspensión PNC | | Compat. PNC Art. 147 | Recuperación Art. 144.1 | Extinción Derecho | TOTAL | Residencia | Personal | U.E.C. | Grado | Fallecimiento | Otras | TOTAL |
| | | | | Art. 144.1 | Pago | | | | | | | | | | | |
| CATALUNYA | 295 | 59 | 112 | 21 | 0 | 5 | 4 | 66 | 267 | 1 | 38 | 7 | 3 | 0 | 17 | 66 |
| BARCELONA | 216 | 37 | 85 | 16 | 0 | 4 | 3 | 46 | 191 | 1 | 28 | 5 | 1 | 0 | 11 | 46 |
| GIRONA | 24 | 5 | 5 | 3 | 0 | 0 | 0 | 3 | 16 | 0 | 2 | 0 | 0 | 0 | 1 | 3 |
| LLEIDA | 14 | 2 | 7 | 0 | 0 | 0 | 0 | 3 | 12 | 0 | 2 | 0 | 0 | 0 | 1 | 3 |
| TARRAGONA | 41 | 15 | 15 | 2 | 0 | 1 | 1 | 14 | 48 | 0 | 6 | 2 | 2 | 0 | 4 | 14 |
| COMUNIDAD VALENCIANA | 239 | 25 | 39 | 6 | 38 | 12 | 6 | 144 | 270 | 1 | 51 | 2 | 29 | 52 | 9 | 144 |
| ALICANTE | 67 | 8 | 10 | 0 | 7 | 3 | 2 | 37 | 67 | 0 | 26 | 0 | 0 | 11 | 0 | 37 |
| CASTELLÓN | 47 | 9 | 8 | 3 | 2 | 1 | 4 | 23 | 50 | 1 | 4 | 1 | 0 | 12 | 5 | 23 |
| VALENCIA | 125 | 8 | 21 | 3 | 29 | 8 | 0 | 84 | 153 | 0 | 21 | 1 | 29 | 29 | 4 | 84 |
| EXTREMADURA | 228 | 50 | 60 | 4 | 17 | 9 | 0 | 39 | 179 | 0 | 12 | 2 | 1 | 12 | 12 | 39 |
| BADAJOS | 155 | 38 | 46 | 4 | 11 | 7 | 0 | 28 | 134 | 0 | 8 | 1 | 1 | 8 | 10 | 28 |
| CÁCERES | 73 | 12 | 14 | 0 | 6 | 2 | 0 | 11 | 45 | 0 | 4 | 1 | 0 | 4 | 2 | 11 |
| GALICIA | 305 | 31 | 114 | 3 | 5 | 12 | 2 | 138 | 305 | 0 | 38 | 36 | 2 | 43 | 19 | 138 |
| A CORUÑA | 122 | 21 | 25 | 3 | 0 | 11 | 2 | 60 | 122 | 0 | 18 | 2 | 1 | 28 | 11 | 60 |
| LUGO | 13 | 0 | 1 | 0 | 1 | 1 | 0 | 10 | 13 | 0 | 0 | 0 | 0 | 4 | 6 | 10 |
| OURENSE | 27 | 8 | 3 | 0 | 0 | 0 | 0 | 16 | 27 | 0 | 5 | 5 | 1 | 3 | 2 | 16 |
| PONTEVEDRA | 143 | 2 | 85 | 0 | 4 | 0 | 0 | 52 | 143 | 0 | 15 | 29 | 0 | 8 | 0 | 52 |
| MADRID | 310 | 39 | 75 | 4 | 70 | 12 | 5 | 105 | 310 | 0 | 23 | 25 | 2 | 55 | 0 | 105 |
| MURCIA | 187 | 22 | 60 | 1 | 10 | 4 | 5 | 75 | 177 | 0 | 16 | 13 | 2 | 19 | 25 | 75 |
| NAVARRA | 18 | 0 | 2 | 0 | 2 | 5 | 0 | 9 | 18 | 0 | 3 | 3 | 1 | 2 | 0 | 9 |
| PAÍS VASCO | 31 | 0 | 0 | 8 | 7 | 0 | 0 | 16 | 31 | 1 | 2 | 1 | 0 | 5 | 7 | 16 |
| ÁLAVA | 3 | 0 | 0 | 0 | 0 | 0 | 0 | 3 | 3 | 1 | 0 | 1 | 0 | 0 | 1 | 3 |
| GUIPÚZCOA | 0 | 0 | 0 | 0 | 0 | 0 | 0 | 0 | 0 | 0 | 0 | 0 | 0 | 0 | 0 | 0 |
| VIZCAYA | 28 | 0 | 0 | 8 | 7 | 0 | 0 | 13 | 28 | 0 | 2 | 0 | 0 | 5 | 6 | 13 |
| LA RIOJA | 11 | 1 | 2 | 0 | 1 | 1 | 1 | 5 | 11 | 0 | 1 | 0 | 0 | 2 | 2 | 5 |
| CEUTA | 37 | 5 | 20 | 3 | 0 | 2 | 1 | 6 | 37 | 0 | 2 | 0 | 2 | 2 | 0 | 6 |
| MELILLA | 62 | 7 | 28 | 0 | 14 | 0 | 0 | 13 | 62 | 0 | 2 | 3 | 0 | 7 | 1 | 13 |

| | | | | | | | | | | | | | | | | |
|--------------|-------|-----|-----|-----|-----|-----|----|-------|-------|----|-----|-----|----|-----|-----|-------|
| TOTAL ESTADO | 3.936 | 780 | 955 | 117 | 279 | 111 | 89 | 1.316 | 3.647 | 13 | 358 | 156 | 93 | 446 | 250 | 1.316 |
|--------------|-------|-----|-----|-----|-----|-----|----|-------|-------|----|-----|-----|----|-----|-----|-------|

TOTAL PENSIONES NO CONTRIBUTIVAS REVISIONES DE OFICIO E INSTANCIA DE PARTE DATOS DE GESTIÓN CORRESPONDIENTES AL MES DE MARZO DE 2013

| CC.AA. Y/O PROVINCIAS | ENTRADA REVISIONES | REVISIONES EFECTUADAS | | | | | | | | CAUSAS DE EXTINCIÓN DEL DERECHO | | | | | | |
|-----------------------------|-----------------------|-----------------------|-----------------------|----------------|-----------|-------------------------|----------------------------|----------------------|--------------|---------------------------------|------------|-----------|-----------|---------------|-----------|------------|
| | | Sin Modif. Cuantía | Con Modif. Cuantía | Suspensión PNC | | Compat. PNC Art. 147 | Recuperación Art. 144.1 | Extinción Derecho | TOTAL | Residencia | Personal | U.E.C. | Grado | Fallecimiento | Otras | TOTAL |
| | | | | Art. 144.1 | Pago | | | | | | | | | | | |
| ANDALUCÍA | 1.419 | 256 | 257 | 51 | 17 | 6 | 54 | 655 | 1.296 | 8 | 244 | 52 | 40 | 241 | 70 | 655 |
| ALMERÍA | 104 | 14 | 16 | 2 | 1 | 0 | 5 | 55 | 93 | 8 | 18 | 0 | 3 | 19 | 7 | 55 |
| CÁDIZ | 256 | 78 | 41 | 14 | 12 | 6 | 6 | 93 | 250 | 0 | 42 | 8 | 7 | 31 | 5 | 93 |
| CÓRDOBA | 165 | 28 | 31 | 6 | 0 | 0 | 6 | 75 | 146 | 0 | 25 | 4 | 5 | 25 | 16 | 75 |
| GRANADA | 95 | 22 | 21 | 2 | 0 | 0 | 9 | 46 | 100 | 0 | 24 | 0 | 5 | 9 | 8 | 46 |
| HUELVA | 93 | 7 | 17 | 2 | 0 | 0 | 4 | 47 | 77 | 0 | 20 | 0 | 1 | 18 | 8 | 47 |
| JAÉN | 94 | 6 | 7 | 1 | 1 | 0 | 4 | 68 | 87 | 0 | 29 | 1 | 2 | 22 | 14 | 68 |
| MÁLAGA | 324 | 66 | 72 | 16 | 1 | 0 | 11 | 144 | 310 | 0 | 45 | 32 | 4 | 61 | 2 | 144 |
| SEVILLA | 288 | 35 | 52 | 8 | 2 | 0 | 9 | 127 | 233 | 0 | 41 | 7 | 13 | 56 | 10 | 127 |
| ARAGÓN | 117 | 6 | 15 | 3 | 1 | 3 | 1 | 83 | 112 | 0 | 17 | 2 | 1 | 41 | 22 | 83 |
| HUESCA | 23 | 0 | 3 | 0 | 0 | 0 | 0 | 20 | 23 | 0 | 4 | 0 | 0 | 8 | 8 | 20 |
| TERUEL | 6 | 0 | 0 | 0 | 0 | 0 | 0 | 5 | 5 | 0 | 0 | 0 | 0 | 4 | 1 | 5 |
| ZARAGOZA | 88 | 6 | 12 | 3 | 1 | 3 | 1 | 58 | 84 | 0 | 13 | 2 | 1 | 29 | 13 | 58 |
| ASTURIAS | 143 | 12 | 30 | 5 | 1 | 5 | 4 | 69 | 126 | 0 | 26 | 5 | 2 | 30 | 6 | 69 |
| ILLES BALEARS | 216 | 79 | 50 | 1 | 38 | 1 | 0 | 59 | 228 | 0 | 13 | 5 | 4 | 23 | 14 | 59 |
| CANARIAS | 749 | 151 | 112 | 0 | 52 | 16 | 0 | 303 | 634 | 1 | 109 | 11 | 0 | 130 | 52 | 303 |
| LAS PALMAS | 351 | 71 | 43 | 0 | 41 | 0 | 0 | 133 | 288 | 1 | 60 | 4 | 0 | 55 | 13 | 133 |
| S.C. TENERIFE | 398 | 80 | 69 | 0 | 11 | 16 | 0 | 170 | 346 | 0 | 49 | 7 | 0 | 75 | 39 | 170 |
| CANTABRIA | 94 | 15 | 20 | 0 | 6 | 1 | 1 | 51 | 94 | 5 | 12 | 3 | 0 | 25 | 6 | 51 |
| CASTILLA Y LEÓN | 554 | 247 | 145 | 5 | 15 | 12 | 5 | 113 | 542 | 0 | 41 | 26 | 0 | 20 | 26 | 113 |
| ÁVILA | 27 | 2 | 2 | 1 | 4 | 0 | 0 | 8 | 17 | 0 | 4 | 1 | 0 | 0 | 3 | 8 |
| BURGOS | 37 | 8 | 11 | 2 | 0 | 0 | 0 | 16 | 37 | 0 | 5 | 5 | 0 | 4 | 2 | 16 |
| LEÓN | 55 | 8 | 24 | 1 | 2 | 3 | 3 | 14 | 55 | 0 | 7 | 2 | 0 | 0 | 5 | 14 |
| PALENCIA | 166 | 123 | 20 | 0 | 3 | 0 | 0 | 20 | 166 | 0 | 2 | 7 | 0 | 4 | 7 | 20 |
| SALAMANCA | 15 | 0 | 0 | 0 | 0 | 0 | 0 | 15 | 15 | 0 | 8 | 4 | 0 | 3 | 0 | 15 |
| SEGOVIA | 18 | 14 | 3 | 0 | 1 | 0 | 0 | 0 | 18 | 0 | 0 | 0 | 0 | 0 | 0 | 0 |
| SORIA | 7 | 0 | 1 | 0 | 0 | 0 | 0 | 6 | 7 | 0 | 2 | 0 | 0 | 3 | 1 | 6 |
| VALLADOLID | 192 | 87 | 68 | 1 | 2 | 9 | 2 | 21 | 190 | 0 | 7 | 3 | 0 | 6 | 5 | 21 |
| ZAMORA | 37 | 5 | 16 | 0 | 3 | 0 | 0 | 13 | 37 | 0 | 6 | 4 | 0 | 0 | 3 | 13 |
| CASTILLA-LA MANCHA | 384 | 76 | 112 | 2 | 21 | 5 | 0 | 133 | 349 | 0 | 30 | 14 | 4 | 63 | 22 | 133 |
| ALBACETE | 85 | 31 | 17 | 0 | 3 | 1 | 0 | 28 | 80 | 0 | 4 | 0 | 0 | 13 | 11 | 28 |
| CIUDAD REAL | 158 | 24 | 60 | 0 | 9 | 3 | 0 | 40 | 136 | 0 | 8 | 6 | 2 | 22 | 2 | 40 |
| CUENCA | 33 | 8 | 5 | 0 | 2 | 1 | 0 | 13 | 29 | 0 | 4 | 0 | 1 | 4 | 4 | 13 |
| GUADALAJARA | 24 | 10 | 8 | 2 | 1 | 0 | 0 | 7 | 28 | 0 | 2 | 0 | 0 | 5 | 0 | 7 |
| TOLEDO | 84 | 3 | 22 | 0 | 6 | 0 | 0 | 45 | 76 | 0 | 12 | 8 | 1 | 19 | 5 | 45 |

(Continúa al dorso)

| CC.AA. Y/O PROVINCIAS | ENTRADA REVISIONES | REVISIONES EFECTUADAS | | | | | | | | CAUSAS DE EXTINCIÓN DEL DERECHO | | | | | | |
|-----------------------------|-----------------------|-----------------------|-----------------------|----------------|------------|--------------------------|------------|----------------------|--------------|---------------------------------|------------|------------|-----------|---------------|------------|--------------|
| | | Sin Modif. Cuantía | Con Modif. Cuantía | Suspensión PNC | | Compat. PNC/Recuperación | | Extinción Derecho | TOTAL | Residencia | Personal | U.E.C. | Grado | Fallecimiento | Otras | TOTAL |
| | | | | Art. 144.1 | Pago | Art. 147 | Art. 144.1 | | | | | | | | | |
| CATALUNYA | 457 | 78 | 143 | 21 | 3 | 5 | 4 | 180 | 434 | 4 | 139 | 13 | 3 | 0 | 21 | 180 |
| BARCELONA | 337 | 53 | 105 | 16 | 2 | 4 | 3 | 116 | 299 | 3 | 86 | 11 | 1 | 0 | 15 | 116 |
| GIRONA | 32 | 6 | 9 | 3 | 1 | 0 | 0 | 11 | 30 | 1 | 9 | 0 | 0 | 0 | 1 | 11 |
| LLEIDA | 30 | 2 | 8 | 0 | 0 | 0 | 0 | 25 | 35 | 0 | 24 | 0 | 0 | 0 | 1 | 25 |
| TARRAGONA | 58 | 17 | 21 | 2 | 0 | 1 | 1 | 28 | 70 | 0 | 20 | 2 | 2 | 0 | 4 | 28 |
| COMUNIDAD VALENCIANA | 384 | 36 | 65 | 6 | 38 | 12 | 6 | 252 | 415 | 2 | 98 | 9 | 29 | 105 | 9 | 252 |
| ALICANTE | 127 | 12 | 19 | 0 | 7 | 3 | 2 | 84 | 127 | 0 | 44 | 0 | 0 | 40 | 0 | 84 |
| CASTELLÓN | 61 | 9 | 11 | 3 | 2 | 1 | 4 | 32 | 62 | 1 | 9 | 3 | 0 | 14 | 5 | 32 |
| VALENCIA | 196 | 15 | 35 | 3 | 29 | 8 | 0 | 136 | 226 | 1 | 45 | 6 | 29 | 51 | 4 | 136 |
| EXTREMADURA | 395 | 91 | 87 | 4 | 25 | 9 | 0 | 97 | 313 | 0 | 32 | 11 | 1 | 31 | 22 | 97 |
| BADAJOS | 270 | 70 | 64 | 4 | 18 | 7 | 0 | 68 | 231 | 0 | 19 | 8 | 1 | 20 | 20 | 68 |
| CÁCERES | 125 | 21 | 23 | 0 | 7 | 2 | 0 | 29 | 82 | 0 | 13 | 3 | 0 | 11 | 2 | 29 |
| GALICIA | 581 | 50 | 210 | 3 | 9 | 12 | 2 | 295 | 581 | 0 | 79 | 49 | 2 | 128 | 37 | 295 |
| A CORUÑA | 239 | 35 | 45 | 3 | 0 | 11 | 2 | 143 | 239 | 0 | 53 | 3 | 1 | 63 | 23 | 143 |
| LUGO | 31 | 0 | 2 | 0 | 1 | 1 | 0 | 27 | 31 | 0 | 3 | 0 | 0 | 15 | 9 | 27 |
| OURENSE | 47 | 8 | 3 | 0 | 0 | 0 | 0 | 36 | 47 | 0 | 6 | 5 | 1 | 19 | 5 | 36 |
| PONTEVEDRA | 264 | 7 | 160 | 0 | 8 | 0 | 0 | 89 | 264 | 0 | 17 | 41 | 0 | 31 | 0 | 89 |
| MADRID | 564 | 70 | 153 | 4 | 77 | 12 | 5 | 243 | 564 | 3 | 62 | 40 | 2 | 135 | 1 | 243 |
| MURCIA | 276 | 24 | 104 | 1 | 14 | 4 | 5 | 114 | 266 | 0 | 39 | 17 | 2 | 28 | 28 | 114 |
| NAVARRA | 44 | 0 | 13 | 0 | 2 | 5 | 0 | 24 | 44 | 0 | 5 | 6 | 1 | 12 | 0 | 24 |
| PAÍS VASCO | 47 | 0 | 0 | 8 | 7 | 0 | 0 | 32 | 47 | 1 | 4 | 4 | 0 | 14 | 9 | 32 |
| ÁLAVA | 8 | 0 | 0 | 0 | 0 | 0 | 0 | 8 | 8 | 1 | 0 | 3 | 0 | 3 | 1 | 8 |
| GUIPÚZCOA | 0 | 0 | 0 | 0 | 0 | 0 | 0 | 0 | 0 | 0 | 0 | 0 | 0 | 0 | 0 | 0 |
| VIZCAYA | 39 | 0 | 0 | 8 | 7 | 0 | 0 | 24 | 39 | 0 | 4 | 1 | 0 | 11 | 8 | 24 |
| LA RIOJA | 19 | 1 | 3 | 0 | 2 | 1 | 1 | 10 | 18 | 0 | 3 | 0 | 0 | 4 | 3 | 10 |
| CEUTA | 52 | 6 | 28 | 3 | 0 | 2 | 1 | 12 | 52 | 0 | 4 | 0 | 2 | 6 | 0 | 12 |
| MELILLA | 73 | 9 | 30 | 0 | 16 | 0 | 0 | 18 | 73 | 0 | 2 | 4 | 0 | 11 | 1 | 18 |
| TOTAL ESTADO | 6.568 | 1.207 | 1.577 | 117 | 344 | 111 | 89 | 2.743 | 6.188 | 24 | 959 | 271 | 93 | 1.047 | 349 | 2.743 |

PENSIÓN NO CONTRIBUTIVA DE JUBILACIÓN
REVISIONES DE OFICIO E INSTANCIA DE PARTE
DATOS DE GESTIÓN ACUMULADA CORRESPONDIENTES AL AÑO 2013 HASTA MARZO

| CC.AA. Y/O PROVINCIAS | ENTRADA REVISIONES | REVISIONES EFECTUADAS | | | | | CAUSAS DE EXTINCIÓN DEL DERECHO | | | | | |
|-----------------------------|-----------------------|-----------------------|------------|------------|--------------|--------------|---------------------------------|------------|------------|---------------|-----------|--------------|
| | | Sin Modif. | Con Modif. | Suspensión | Extinción | TOTAL | Residencia | Personal | U.E.C. | Fallecimiento | Otras | TOTAL |
| | | Cuantía | Cuantía | Pago | Derecho | | | | | | | |
| ANDALUCÍA | 1.686 | 223 | 359 | 31 | 1.190 | 1.803 | 12 | 486 | 123 | 517 | 52 | 1.190 |
| ALMERÍA | 139 | 16 | 18 | 7 | 96 | 137 | 11 | 37 | 3 | 36 | 9 | 96 |
| CÁDIZ | 312 | 62 | 56 | 5 | 191 | 314 | 0 | 84 | 6 | 91 | 10 | 191 |
| CÓRDOBA | 161 | 26 | 31 | 0 | 120 | 177 | 0 | 53 | 9 | 51 | 7 | 120 |
| GRANADA | 119 | 15 | 27 | 1 | 81 | 124 | 0 | 33 | 7 | 35 | 6 | 81 |
| HUELVA | 95 | 2 | 13 | 0 | 80 | 95 | 0 | 44 | 4 | 28 | 4 | 80 |
| JAÉN | 128 | 8 | 11 | 1 | 115 | 135 | 0 | 59 | 5 | 46 | 5 | 115 |
| MÁLAGA | 362 | 53 | 141 | 17 | 247 | 458 | 0 | 70 | 72 | 103 | 2 | 247 |
| SEVILLA | 370 | 41 | 62 | 0 | 260 | 363 | 1 | 106 | 17 | 127 | 9 | 260 |
| ARAGÓN | 175 | 11 | 19 | 2 | 139 | 171 | 0 | 41 | 13 | 70 | 15 | 139 |
| HUESCA | 23 | 0 | 3 | 0 | 20 | 23 | 0 | 6 | 1 | 13 | 0 | 20 |
| TERUEL | 17 | 0 | 2 | 0 | 14 | 16 | 0 | 4 | 3 | 6 | 1 | 14 |
| ZARAGOZA | 135 | 11 | 14 | 2 | 105 | 132 | 0 | 31 | 9 | 51 | 14 | 105 |
| ASTURIAS | 146 | 14 | 21 | 0 | 101 | 136 | 2 | 34 | 3 | 57 | 5 | 101 |
| ILLES BALEARS | 328 | 131 | 87 | 49 | 104 | 371 | 0 | 31 | 11 | 55 | 7 | 104 |
| CANARIAS | 690 | 128 | 137 | 28 | 374 | 667 | 5 | 133 | 9 | 201 | 26 | 374 |
| LAS PALMAS | 333 | 78 | 59 | 28 | 155 | 320 | 1 | 70 | 6 | 74 | 4 | 155 |
| S.C. TENERIFE | 357 | 50 | 78 | 0 | 219 | 347 | 4 | 63 | 3 | 127 | 22 | 219 |
| CANTABRIA | 101 | 8 | 30 | 3 | 60 | 101 | 0 | 26 | 4 | 26 | 4 | 60 |
| CASTILLA Y LEÓN | 635 | 267 | 153 | 13 | 206 | 639 | 0 | 96 | 51 | 51 | 8 | 206 |
| ÁVILA | 28 | 7 | 8 | 3 | 17 | 35 | 0 | 9 | 8 | 0 | 0 | 17 |
| BURGOS | 34 | 5 | 6 | 0 | 23 | 34 | 0 | 14 | 4 | 4 | 1 | 23 |
| LEÓN | 42 | 2 | 18 | 4 | 18 | 42 | 0 | 10 | 7 | 0 | 1 | 18 |
| PALENCIA | 154 | 103 | 20 | 2 | 29 | 154 | 0 | 12 | 7 | 10 | 0 | 29 |
| SALAMANCA | 61 | 4 | 11 | 0 | 46 | 61 | 0 | 22 | 10 | 14 | 0 | 46 |
| SEGOVIA | 24 | 17 | 4 | 0 | 2 | 23 | 0 | 0 | 2 | 0 | 0 | 2 |
| SORIA | 12 | 1 | 0 | 0 | 11 | 12 | 0 | 3 | 0 | 6 | 2 | 11 |
| VALLADOLID | 183 | 79 | 59 | 2 | 41 | 181 | 0 | 16 | 5 | 16 | 4 | 41 |
| ZAMORA | 97 | 49 | 27 | 2 | 19 | 97 | 0 | 10 | 8 | 1 | 0 | 19 |
| CASTILLA-LA MANCHA | 449 | 73 | 100 | 5 | 257 | 435 | 0 | 72 | 23 | 140 | 22 | 257 |
| ALBACETE | 91 | 24 | 19 | 0 | 48 | 91 | 0 | 15 | 1 | 26 | 6 | 48 |
| CIUDAD REAL | 145 | 12 | 46 | 0 | 75 | 133 | 0 | 20 | 4 | 46 | 5 | 75 |
| CUENCA | 53 | 12 | 9 | 0 | 30 | 51 | 0 | 8 | 2 | 15 | 5 | 30 |
| GUADALAJARA | 35 | 19 | 10 | 1 | 11 | 41 | 0 | 3 | 0 | 8 | 0 | 11 |
| TOLEDO | 125 | 6 | 16 | 4 | 93 | 119 | 0 | 26 | 16 | 45 | 6 | 93 |

(Continúa al dorso)

| CC.AA. Y/O PROVINCIAS | ENTRADA REVISIONES | REVISIONES EFECTUADAS | | | | | CAUSAS DE EXTINCIÓN DEL DERECHO | | | | | |
|-----------------------------|-----------------------|-----------------------|-----------------------|--------------------|----------------------|--------------|---------------------------------|--------------|------------|---------------|------------|--------------|
| | | Sin Modif. Cuantía | Con Modif. Cuantía | Suspensión Pago | Extinción Derecho | TOTAL | Residencia | Personal | U.E.C. | Fallecimiento | Otras | TOTAL |
| CATALUNYA | 464 | 43 | 63 | 8 | 248 | 362 | 9 | 195 | 24 | 0 | 20 | 248 |
| BARCELONA | 332 | 33 | 45 | 4 | 174 | 256 | 7 | 128 | 20 | 0 | 19 | 174 |
| GIRONA | 31 | 5 | 5 | 3 | 14 | 27 | 1 | 11 | 1 | 0 | 1 | 14 |
| LLEIDA | 50 | 1 | 4 | 1 | 35 | 41 | 0 | 32 | 3 | 0 | 0 | 35 |
| TARRAGONA | 51 | 4 | 9 | 0 | 25 | 38 | 1 | 24 | 0 | 0 | 0 | 25 |
| COMUNIDAD VALENCIANA | 634 | 45 | 94 | 5 | 478 | 622 | 2 | 190 | 25 | 255 | 6 | 478 |
| ALICANTE | 251 | 22 | 38 | 0 | 191 | 251 | 0 | 68 | 1 | 122 | 0 | 191 |
| CASTELLÓN | 45 | 0 | 12 | 0 | 32 | 44 | 0 | 15 | 5 | 11 | 1 | 32 |
| VALENCIA | 338 | 23 | 44 | 5 | 255 | 327 | 2 | 107 | 19 | 122 | 5 | 255 |
| EXTREMADURA | 512 | 67 | 44 | 55 | 202 | 368 | 0 | 57 | 31 | 94 | 20 | 202 |
| BADAJOS | 315 | 50 | 31 | 43 | 143 | 267 | 0 | 33 | 24 | 71 | 15 | 143 |
| CÁCERES | 197 | 17 | 13 | 12 | 59 | 101 | 0 | 24 | 7 | 23 | 5 | 59 |
| GALICIA | 1.025 | 129 | 342 | 16 | 538 | 1.025 | 0 | 122 | 84 | 286 | 46 | 538 |
| A CORUÑA | 419 | 98 | 77 | 1 | 243 | 419 | 0 | 79 | 12 | 127 | 25 | 243 |
| LUGO | 87 | 0 | 15 | 2 | 70 | 87 | 0 | 12 | 1 | 41 | 16 | 70 |
| OURENSE | 74 | 2 | 9 | 1 | 62 | 74 | 0 | 13 | 7 | 37 | 5 | 62 |
| PONTEVEDRA | 445 | 29 | 241 | 12 | 163 | 445 | 0 | 18 | 64 | 81 | 0 | 163 |
| MADRID | 795 | 64 | 300 | 15 | 416 | 795 | 5 | 89 | 62 | 241 | 19 | 416 |
| MURCIA | 218 | 6 | 85 | 10 | 117 | 218 | 0 | 55 | 13 | 45 | 4 | 117 |
| NAVARRA | 79 | 0 | 28 | 0 | 53 | 81 | 1 | 8 | 8 | 34 | 2 | 53 |
| PAÍS VASCO | 72 | 0 | 0 | 0 | 72 | 72 | 3 | 17 | 8 | 39 | 5 | 72 |
| ARABA/ÁLAVA | 14 | 0 | 0 | 0 | 14 | 14 | 3 | 0 | 5 | 6 | 0 | 14 |
| GIPUZKOA | 0 | 0 | 0 | 0 | 0 | 0 | 0 | 0 | 0 | 0 | 0 | 0 |
| BIZKAIA | 58 | 0 | 0 | 0 | 58 | 58 | 0 | 17 | 3 | 33 | 5 | 58 |
| LA RIOJA | 33 | 2 | 11 | 1 | 17 | 31 | 0 | 7 | 1 | 7 | 2 | 17 |
| CEUTA | 38 | 5 | 16 | 2 | 15 | 38 | 0 | 3 | 1 | 10 | 1 | 15 |
| MELILLA | 32 | 4 | 14 | 2 | 12 | 32 | 0 | 0 | 1 | 11 | 0 | 12 |
| TOTAL ESTADO | 8.112 | 1.220 | 1.903 | 245 | 4.599 | 7.967 | 39 | 1.662 | 495 | 2.139 | 264 | 4.599 |

PENSIÓN NO CONTRIBUTIVA DE INVALIDEZ
REVISIONES DE OFICIO E INSTANCIA DE PARTE
DATOS DE GESTIÓN ACUMULADA CORRESPONDIENTES AL AÑO 2013 HASTA MARZO

| CC.AA. Y/O PROVINCIAS | ENTRADA REVISIONES | REVISIONES EFECTUADAS | | | | | | | | CAUSAS DE EXTINCIÓN DEL DERECHO | | | | | | |
|-------------------------------------|-----------------------|-----------------------|-----------------------|----------------|-----------|-------------------------|----------------------------|----------------------|--------------|---------------------------------|------------|------------|-----------|---------------|------------|------------|
| | | Sin Modif. Cuantía | Con Modif. Cuantía | Suspensión PNC | | Compat. PNC Art. 147 | Recuperación Art. 144.1 | Extinción Derecho | TOTAL | Residencia | Personal | U.E.C. | Grado | Fallecimiento | Otras | TOTAL |
| | | | | Art. 144.1 | Pago | | | | | | | | | | | |
| ANDALUCÍA | 2.420 | 990 | 573 | 115 | 68 | 15 | 157 | 918 | 2.836 | 5 | 224 | 102 | 82 | 404 | 101 | 918 |
| ALMERÍA | 187 | 44 | 38 | 2 | 13 | 0 | 11 | 74 | 182 | 4 | 20 | 2 | 4 | 36 | 8 | 74 |
| CÁDIZ | 401 | 137 | 35 | 32 | 16 | 9 | 19 | 150 | 398 | 0 | 51 | 12 | 11 | 67 | 9 | 150 |
| CÓRDOBA | 263 | 88 | 59 | 10 | 4 | 0 | 22 | 70 | 253 | 0 | 8 | 4 | 7 | 33 | 18 | 70 |
| GRANADA | 207 | 128 | 63 | 4 | 11 | 4 | 11 | 83 | 304 | 0 | 18 | 1 | 19 | 34 | 11 | 83 |
| HUELVA | 245 | 35 | 62 | 5 | 12 | 0 | 22 | 80 | 216 | 1 | 31 | 3 | 2 | 31 | 12 | 80 |
| JAÉN | 148 | 34 | 38 | 4 | 2 | 0 | 6 | 65 | 149 | 0 | 18 | 1 | 3 | 29 | 14 | 65 |
| MÁLAGA | 515 | 407 | 205 | 48 | 0 | 0 | 37 | 202 | 899 | 0 | 27 | 73 | 4 | 98 | 0 | 202 |
| SEVILLA | 454 | 117 | 73 | 10 | 10 | 2 | 29 | 194 | 435 | 0 | 51 | 6 | 32 | 76 | 29 | 194 |
| ARAGÓN | 159 | 13 | 29 | 8 | 6 | 6 | 3 | 96 | 161 | 0 | 15 | 1 | 6 | 40 | 34 | 96 |
| HUESCA | 32 | 0 | 6 | 1 | 1 | 0 | 0 | 24 | 32 | 0 | 2 | 1 | 0 | 9 | 12 | 24 |
| TERUEL | 16 | 2 | 1 | 0 | 1 | 0 | 0 | 12 | 16 | 0 | 4 | 0 | 0 | 5 | 3 | 12 |
| ZARAGOZA | 111 | 11 | 22 | 7 | 4 | 6 | 3 | 60 | 113 | 0 | 9 | 0 | 6 | 26 | 19 | 60 |
| ASTURIAS | 319 | 43 | 60 | 10 | 3 | 17 | 17 | 110 | 260 | 0 | 32 | 6 | 3 | 54 | 15 | 110 |
| ILLES BALEARS | 536 | 205 | 135 | 1 | 82 | 21 | 1 | 115 | 560 | 1 | 19 | 8 | 15 | 41 | 31 | 115 |
| CANARIAS | 1.371 | 357 | 247 | 0 | 89 | 47 | 0 | 349 | 1.089 | 2 | 112 | 15 | 12 | 150 | 58 | 349 |
| LAS PALMAS S.C. TENERIFE | 672 | 213 | 63 | 0 | 61 | 0 | 0 | 148 | 485 | 1 | 44 | 5 | 12 | 66 | 20 | 148 |
| S.C. TENERIFE | 699 | 144 | 184 | 0 | 28 | 47 | 0 | 201 | 604 | 1 | 68 | 10 | 0 | 84 | 38 | 201 |
| CANTABRIA | 147 | 32 | 37 | 0 | 12 | 7 | 2 | 58 | 148 | 6 | 12 | 0 | 0 | 33 | 7 | 58 |
| CASTILLA Y LEÓN | 679 | 279 | 188 | 13 | 24 | 25 | 13 | 132 | 674 | 2 | 35 | 25 | 1 | 24 | 45 | 132 |
| ÁVILA | 64 | 17 | 19 | 1 | 6 | 0 | 0 | 16 | 59 | 0 | 5 | 4 | 0 | 0 | 7 | 16 |
| BURGOS | 73 | 18 | 21 | 3 | 3 | 0 | 0 | 28 | 73 | 0 | 11 | 9 | 0 | 5 | 3 | 28 |
| LEÓN | 82 | 11 | 36 | 4 | 4 | 4 | 5 | 18 | 82 | 0 | 4 | 3 | 0 | 0 | 11 | 18 |
| PALENCIA | 110 | 72 | 16 | 1 | 2 | 0 | 2 | 14 | 107 | 0 | 1 | 1 | 0 | 3 | 9 | 14 |
| SALAMANCA | 29 | 8 | 7 | 3 | 0 | 2 | 1 | 8 | 29 | 0 | 3 | 0 | 0 | 5 | 0 | 8 |
| SEGOVIA | 46 | 24 | 18 | 0 | 3 | 0 | 0 | 4 | 49 | 2 | 0 | 2 | 0 | 0 | 0 | 4 |
| SORIA | 4 | 0 | 1 | 0 | 0 | 0 | 0 | 3 | 4 | 0 | 0 | 0 | 0 | 1 | 2 | 3 |
| VALLADOLID | 181 | 91 | 38 | 1 | 1 | 19 | 5 | 26 | 181 | 0 | 3 | 5 | 0 | 10 | 8 | 26 |
| ZAMORA | 90 | 38 | 32 | 0 | 5 | 0 | 0 | 15 | 90 | 0 | 8 | 1 | 1 | 0 | 5 | 15 |
| CASTILLA-LA MANCHA | 652 | 114 | 199 | 10 | 49 | 28 | 3 | 186 | 589 | 0 | 51 | 14 | 11 | 68 | 42 | 186 |
| ALBACETE | 149 | 37 | 51 | 1 | 7 | 6 | 0 | 35 | 137 | 0 | 7 | 0 | 0 | 16 | 12 | 35 |
| CIUDAD REAL | 243 | 31 | 77 | 2 | 21 | 13 | 1 | 61 | 206 | 0 | 22 | 7 | 5 | 19 | 8 | 61 |
| CUENCA | 99 | 20 | 19 | 2 | 9 | 7 | 0 | 31 | 88 | 0 | 9 | 1 | 3 | 9 | 9 | 31 |
| GUADALAJARA | 54 | 19 | 17 | 5 | 2 | 2 | 0 | 14 | 59 | 0 | 2 | 3 | 0 | 6 | 3 | 14 |
| TOLEDO | 107 | 7 | 35 | 0 | 10 | 0 | 2 | 45 | 99 | 0 | 11 | 3 | 3 | 18 | 10 | 45 |

(Continúa al dorso)

| CC.AA. Y/O PROVINCIAS | ENTRADA REVISIONES | REVISIONES EFECTUADAS | | | | | | | | CAUSAS DE EXTINCIÓN DEL DERECHO | | | | | | |
|-----------------------------|-----------------------|-----------------------|-----------------------|----------------|------------|-------------------------|----------------------------|----------------------|---------------|---------------------------------|------------|------------|------------|---------------|------------|--------------|
| | | Sin Modif. Cuantía | Con Modif. Cuantía | Suspensión PNC | | Compat. PNC Art. 147 | Recuperación Art. 144.1 | Extinción Derecho | TOTAL | Residencia | Personal | U.E.C. | Grado | Fallecimiento | Otras | TOTAL |
| | | | | Art. 144.1 | Pago | | | | | | | | | | | |
| CATALUNYA | 819 | 184 | 244 | 46 | 0 | 15 | 9 | 242 | 740 | 7 | 87 | 30 | 14 | 0 | 104 | 242 |
| BARCELONA | 572 | 100 | 168 | 35 | 0 | 11 | 7 | 171 | 492 | 4 | 62 | 25 | 6 | 0 | 74 | 171 |
| GIRONA | 73 | 20 | 20 | 4 | 0 | 0 | 0 | 17 | 61 | 0 | 10 | 0 | 3 | 0 | 4 | 17 |
| LLEIDA | 32 | 9 | 10 | 0 | 0 | 0 | 0 | 11 | 30 | 0 | 5 | 0 | 1 | 0 | 5 | 11 |
| TARRAGONA | 142 | 55 | 46 | 7 | 0 | 4 | 2 | 43 | 157 | 3 | 10 | 5 | 4 | 0 | 21 | 43 |
| COMUNIDAD VALENCIANA | 949 | 104 | 171 | 20 | 157 | 48 | 21 | 484 | 1.005 | 1 | 130 | 35 | 107 | 195 | 16 | 484 |
| ALICANTE | 243 | 33 | 56 | 1 | 13 | 14 | 13 | 113 | 243 | 0 | 51 | 0 | 5 | 57 | 0 | 113 |
| CASTELLÓN | 105 | 10 | 27 | 7 | 8 | 6 | 8 | 48 | 114 | 1 | 8 | 2 | 3 | 23 | 11 | 48 |
| VALENCIA | 601 | 61 | 88 | 12 | 136 | 28 | 0 | 323 | 648 | 0 | 71 | 33 | 99 | 115 | 5 | 323 |
| EXTREMADURA | 534 | 108 | 97 | 6 | 57 | 13 | 0 | 92 | 373 | 0 | 18 | 7 | 2 | 36 | 29 | 92 |
| BADAJOS | 359 | 78 | 72 | 6 | 34 | 9 | 0 | 63 | 262 | 0 | 11 | 4 | 1 | 24 | 23 | 63 |
| CÁCERES | 175 | 30 | 25 | 0 | 23 | 4 | 0 | 29 | 111 | 0 | 7 | 3 | 1 | 12 | 6 | 29 |
| GALICIA | 1.093 | 144 | 425 | 15 | 22 | 36 | 11 | 440 | 1.093 | 1 | 104 | 88 | 19 | 172 | 56 | 440 |
| A CORUÑA | 443 | 96 | 117 | 12 | 6 | 35 | 6 | 171 | 443 | 0 | 55 | 13 | 2 | 74 | 27 | 171 |
| LUGO | 78 | 6 | 9 | 1 | 2 | 1 | 5 | 54 | 78 | 0 | 3 | 0 | 0 | 29 | 22 | 54 |
| OURENSE | 103 | 18 | 29 | 0 | 1 | 0 | 0 | 55 | 103 | 1 | 16 | 10 | 1 | 20 | 7 | 55 |
| PONTEVEDRA | 469 | 24 | 270 | 2 | 13 | 0 | 0 | 160 | 469 | 0 | 30 | 65 | 16 | 49 | 0 | 160 |
| MADRID | 741 | 103 | 239 | 17 | 85 | 24 | 14 | 259 | 741 | 1 | 48 | 58 | 4 | 135 | 13 | 259 |
| MURCIA | 504 | 105 | 168 | 3 | 41 | 9 | 7 | 176 | 509 | 0 | 45 | 25 | 9 | 57 | 40 | 176 |
| NAVARRA | 28 | 0 | 9 | 0 | 2 | 5 | 3 | 19 | 38 | 0 | 7 | 3 | 1 | 8 | 0 | 19 |
| PAÍS VASCO | 82 | 0 | 0 | 12 | 19 | 0 | 0 | 66 | 97 | 6 | 5 | 7 | 0 | 31 | 17 | 66 |
| ÁLAVA | 3 | 0 | 0 | 0 | 0 | 0 | 0 | 18 | 18 | 6 | 0 | 3 | 0 | 7 | 2 | 18 |
| GUIPÚZCOA | 0 | 0 | 0 | 0 | 0 | 0 | 0 | 0 | 0 | 0 | 0 | 0 | 0 | 0 | 0 | 0 |
| VIZCAYA | 79 | 0 | 0 | 12 | 19 | 0 | 0 | 48 | 79 | 0 | 5 | 4 | 0 | 24 | 15 | 48 |
| LA RIOJA | 44 | 5 | 10 | 0 | 3 | 1 | 5 | 18 | 42 | 0 | 2 | 0 | 0 | 10 | 6 | 18 |
| CEUTA | 124 | 17 | 33 | 3 | 1 | 30 | 14 | 24 | 122 | 0 | 13 | 1 | 2 | 8 | 0 | 24 |
| MELILLA | 229 | 18 | 85 | 0 | 92 | 0 | 0 | 34 | 229 | 0 | 7 | 6 | 0 | 18 | 3 | 34 |
| TOTAL ESTADO | 11.430 | 2.821 | 2.949 | 279 | 812 | 347 | 280 | 3.818 | 11.306 | 32 | 966 | 431 | 288 | 1.484 | 617 | 3.818 |

TOTAL PENSIONES NO CONTRIBUTIVAS
REVISIONES DE OFICIO E INSTANCIA DE PARTE
DATOS DE GESTIÓN ACUMULADA CORRESPONDIENTES AL AÑO 2013 HASTA MARZO

| CC.AA. Y/O PROVINCIAS | ENTRADA REVISIONES | REVISIONES EFECTUADAS | | | | | | | | CAUSAS DE EXTINCIÓN DEL DERECHO | | | | | | |
|-----------------------------|-----------------------|-----------------------|-----------------------|----------------|------------|-------------------------|----------------------------|----------------------|--------------|---------------------------------|------------|------------|-----------|---------------|------------|--------------|
| | | Sin Modif. Cuantía | Con Modif. Cuantía | Suspensión PNC | | Compat. PNC Art. 147 | Recuperación Art. 144.1 | Extinción Derecho | TOTAL | Residencia | Personal | U.E.C. | Grado | Fallecimiento | Otras | TOTAL |
| | | | | Art. 144.1 | Pago | | | | | | | | | | | |
| ANDALUCÍA | 4.106 | 1.213 | 932 | 115 | 99 | 15 | 157 | 2.108 | 4.639 | 17 | 710 | 225 | 82 | 921 | 153 | 2.108 |
| ALMERÍA | 326 | 60 | 56 | 2 | 20 | 0 | 11 | 170 | 319 | 15 | 57 | 5 | 4 | 72 | 17 | 170 |
| CÁDIZ | 713 | 199 | 91 | 32 | 21 | 9 | 19 | 341 | 712 | 0 | 135 | 18 | 11 | 158 | 19 | 341 |
| CÓRDOBA | 424 | 114 | 90 | 10 | 4 | 0 | 22 | 190 | 430 | 0 | 61 | 13 | 7 | 84 | 25 | 190 |
| GRANADA | 326 | 143 | 90 | 4 | 12 | 4 | 11 | 164 | 428 | 0 | 51 | 8 | 19 | 69 | 17 | 164 |
| HUELVA | 340 | 37 | 75 | 5 | 12 | 0 | 22 | 160 | 311 | 1 | 75 | 7 | 2 | 59 | 16 | 160 |
| JAÉN | 276 | 42 | 49 | 4 | 3 | 0 | 6 | 180 | 284 | 0 | 77 | 6 | 3 | 75 | 19 | 180 |
| MÁLAGA | 877 | 460 | 346 | 48 | 17 | 0 | 37 | 449 | 1.357 | 0 | 97 | 145 | 4 | 201 | 2 | 449 |
| SEVILLA | 824 | 158 | 135 | 10 | 10 | 2 | 29 | 454 | 798 | 1 | 157 | 23 | 32 | 203 | 38 | 454 |
| ARAGÓN | 334 | 24 | 48 | 8 | 8 | 6 | 3 | 235 | 332 | 0 | 56 | 14 | 6 | 110 | 49 | 235 |
| HUESCA | 55 | 0 | 9 | 1 | 1 | 0 | 0 | 44 | 55 | 0 | 8 | 2 | 0 | 22 | 12 | 44 |
| TERUEL | 33 | 2 | 3 | 0 | 1 | 0 | 0 | 26 | 32 | 0 | 8 | 3 | 0 | 11 | 4 | 26 |
| ZARAGOZA | 246 | 22 | 36 | 7 | 6 | 6 | 3 | 165 | 245 | 0 | 40 | 9 | 6 | 77 | 33 | 165 |
| ASTURIAS | 465 | 57 | 81 | 10 | 3 | 17 | 17 | 211 | 396 | 2 | 66 | 9 | 3 | 111 | 20 | 211 |
| ILLES BALEARS | 864 | 336 | 222 | 1 | 131 | 21 | 1 | 219 | 931 | 1 | 50 | 19 | 15 | 96 | 38 | 219 |
| CANARIAS | 2.061 | 485 | 384 | 0 | 117 | 47 | 0 | 723 | 1.756 | 7 | 245 | 24 | 12 | 351 | 84 | 723 |
| LAS PALMAS | 1.005 | 291 | 122 | 0 | 89 | 0 | 0 | 303 | 805 | 2 | 114 | 11 | 12 | 140 | 24 | 303 |
| S.C. TENERIFE | 1.056 | 194 | 262 | 0 | 28 | 47 | 0 | 420 | 951 | 5 | 131 | 13 | 0 | 211 | 60 | 420 |
| CANTABRIA | 248 | 40 | 67 | 0 | 15 | 7 | 2 | 118 | 249 | 6 | 38 | 4 | 0 | 59 | 11 | 118 |
| CASTILLA Y LEÓN | 1.314 | 546 | 341 | 13 | 37 | 25 | 13 | 338 | 1.313 | 2 | 131 | 76 | 1 | 75 | 53 | 338 |
| ÁVILA | 92 | 24 | 27 | 1 | 9 | 0 | 0 | 33 | 94 | 0 | 14 | 12 | 0 | 0 | 7 | 33 |
| BURGOS | 107 | 23 | 27 | 3 | 3 | 0 | 0 | 51 | 107 | 0 | 25 | 13 | 0 | 9 | 4 | 51 |
| LEÓN | 124 | 13 | 54 | 4 | 8 | 4 | 5 | 36 | 124 | 0 | 14 | 10 | 0 | 0 | 12 | 36 |
| PALENCIA | 264 | 175 | 36 | 1 | 4 | 0 | 2 | 43 | 261 | 0 | 13 | 8 | 0 | 13 | 9 | 43 |
| SALAMANCA | 90 | 12 | 18 | 3 | 0 | 2 | 1 | 54 | 90 | 0 | 25 | 10 | 0 | 19 | 0 | 54 |
| SEGOVIA | 70 | 41 | 22 | 0 | 3 | 0 | 0 | 6 | 72 | 2 | 0 | 4 | 0 | 0 | 0 | 6 |
| SORIA | 16 | 1 | 1 | 0 | 0 | 0 | 0 | 14 | 16 | 0 | 3 | 0 | 0 | 7 | 4 | 14 |
| VALLADOLID | 364 | 170 | 97 | 1 | 3 | 19 | 5 | 67 | 362 | 0 | 19 | 10 | 0 | 26 | 12 | 67 |
| ZAMORA | 187 | 87 | 59 | 0 | 7 | 0 | 0 | 34 | 187 | 0 | 18 | 9 | 1 | 1 | 5 | 34 |
| CASTILLA-LA MANCHA | 1.101 | 187 | 299 | 10 | 54 | 28 | 3 | 443 | 1.024 | 0 | 123 | 37 | 11 | 208 | 64 | 443 |
| ALBACETE | 240 | 61 | 70 | 1 | 7 | 6 | 0 | 83 | 228 | 0 | 22 | 1 | 0 | 42 | 18 | 83 |
| CIUDAD REAL | 388 | 43 | 123 | 2 | 21 | 13 | 1 | 136 | 339 | 0 | 42 | 11 | 5 | 65 | 13 | 136 |
| CUENCA | 152 | 32 | 28 | 2 | 9 | 7 | 0 | 61 | 139 | 0 | 17 | 3 | 3 | 24 | 14 | 61 |
| GUADALAJARA | 89 | 38 | 27 | 5 | 3 | 2 | 0 | 25 | 100 | 0 | 5 | 3 | 0 | 14 | 3 | 25 |
| TOLEDO | 232 | 13 | 51 | 0 | 14 | 0 | 2 | 138 | 218 | 0 | 37 | 19 | 3 | 63 | 16 | 138 |

(Continúa al dorso)

| CC.AA. Y/O PROVINCIAS | ENTRADA REVISIONES | REVISIONES EFECTUADAS | | | | | | | | CAUSAS DE EXTINCIÓN DEL DERECHO | | | | | | |
|-----------------------------|-----------------------|-----------------------|-----------------------|----------------|--------------|-------------------------|----------------------------|----------------------|---------------|---------------------------------|--------------|------------|------------|---------------|------------|--------------|
| | | Sin Modif. Cuantía | Con Modif. Cuantía | Suspensión PNC | | Compat. PNC Art. 147 | Recuperación Art. 144.1 | Extinción Derecho | TOTAL | Residencia | Personal | U.E.C. | Grado | Fallecimiento | Otras | TOTAL |
| | | | | Art. 144.1 | Pago | | | | | | | | | | | |
| CATALUNYA | 1.283 | 227 | 307 | 46 | 8 | 15 | 9 | 490 | 1.102 | 16 | 282 | 54 | 14 | 0 | 124 | 490 |
| BARCELONA | 904 | 133 | 213 | 35 | 4 | 11 | 7 | 345 | 748 | 11 | 190 | 45 | 6 | 0 | 93 | 345 |
| GIRONA | 104 | 25 | 25 | 4 | 3 | 0 | 0 | 31 | 88 | 1 | 21 | 1 | 3 | 0 | 5 | 31 |
| LLEIDA | 82 | 10 | 14 | 0 | 1 | 0 | 0 | 46 | 71 | 0 | 37 | 3 | 1 | 0 | 5 | 46 |
| TARRAGONA | 193 | 59 | 55 | 7 | 0 | 4 | 2 | 68 | 195 | 4 | 34 | 5 | 4 | 0 | 21 | 68 |
| COMUNIDAD VALENCIANA | 1.583 | 149 | 265 | 20 | 162 | 48 | 21 | 962 | 1.627 | 3 | 320 | 60 | 107 | 450 | 22 | 962 |
| ALICANTE | 494 | 55 | 94 | 1 | 13 | 14 | 13 | 304 | 494 | 0 | 119 | 1 | 5 | 179 | 0 | 304 |
| CASTELLÓN | 150 | 10 | 39 | 7 | 8 | 6 | 8 | 80 | 158 | 1 | 23 | 7 | 3 | 34 | 12 | 80 |
| VALENCIA | 939 | 84 | 132 | 12 | 141 | 28 | 0 | 578 | 975 | 2 | 178 | 52 | 99 | 237 | 10 | 578 |
| EXTREMADURA | 1.046 | 175 | 141 | 6 | 112 | 13 | 0 | 294 | 741 | 0 | 75 | 38 | 2 | 130 | 49 | 294 |
| BADAJOS | 674 | 128 | 103 | 6 | 77 | 9 | 0 | 206 | 529 | 0 | 44 | 28 | 1 | 95 | 38 | 206 |
| CÁCERES | 372 | 47 | 38 | 0 | 35 | 4 | 0 | 88 | 212 | 0 | 31 | 10 | 1 | 35 | 11 | 88 |
| GALICIA | 2.118 | 273 | 767 | 15 | 38 | 36 | 11 | 978 | 2.118 | 1 | 226 | 172 | 19 | 458 | 102 | 978 |
| A CORUÑA | 862 | 194 | 194 | 12 | 7 | 35 | 6 | 414 | 862 | 0 | 134 | 25 | 2 | 201 | 52 | 414 |
| LUGO | 165 | 6 | 24 | 1 | 4 | 1 | 5 | 124 | 165 | 0 | 15 | 1 | 0 | 70 | 38 | 124 |
| OURENSE | 177 | 20 | 38 | 0 | 2 | 0 | 0 | 117 | 177 | 1 | 29 | 17 | 1 | 57 | 12 | 117 |
| PONTEVEDRA | 914 | 53 | 511 | 2 | 25 | 0 | 0 | 323 | 914 | 0 | 48 | 129 | 16 | 130 | 0 | 323 |
| MADRID | 1.536 | 167 | 539 | 17 | 100 | 24 | 14 | 675 | 1.536 | 6 | 137 | 120 | 4 | 376 | 32 | 675 |
| MURCIA | 722 | 111 | 253 | 3 | 51 | 9 | 7 | 293 | 727 | 0 | 100 | 38 | 9 | 102 | 44 | 293 |
| NAVARRA | 107 | 0 | 37 | 0 | 2 | 5 | 3 | 72 | 119 | 1 | 15 | 11 | 1 | 42 | 2 | 72 |
| PAÍS VASCO | 154 | 0 | 0 | 12 | 19 | 0 | 0 | 138 | 169 | 9 | 22 | 15 | 0 | 70 | 22 | 138 |
| ÁLAVA | 17 | 0 | 0 | 0 | 0 | 0 | 0 | 32 | 32 | 9 | 0 | 8 | 0 | 13 | 2 | 32 |
| GUIPÚZCOA | 0 | 0 | 0 | 0 | 0 | 0 | 0 | 0 | 0 | 0 | 0 | 0 | 0 | 0 | 0 | 0 |
| VIZCAYA | 137 | 0 | 0 | 12 | 19 | 0 | 0 | 106 | 137 | 0 | 22 | 7 | 0 | 57 | 20 | 106 |
| LA RIOJA | 77 | 7 | 21 | 0 | 4 | 1 | 5 | 35 | 73 | 0 | 9 | 1 | 0 | 17 | 8 | 35 |
| CEUTA | 162 | 22 | 49 | 3 | 3 | 30 | 14 | 39 | 160 | 0 | 16 | 2 | 2 | 18 | 1 | 39 |
| MELILLA | 261 | 22 | 99 | 0 | 94 | 0 | 0 | 46 | 261 | 0 | 7 | 7 | 0 | 29 | 3 | 46 |
| TOTAL ESTADO | 19.542 | 4.041 | 4.852 | 279 | 1.057 | 347 | 280 | 8.417 | 19.273 | 71 | 2.628 | 926 | 288 | 3.623 | 881 | 8.417 |

2

PRESTACIONES SOCIALES Y ECONÓMICAS DE LA LISMI

INFORME DEL SEGUIMIENTO Y EVOLUCIÓN DE LA GESTIÓN DE LISMI

2.1 INTRODUCCIÓN

El seguimiento y la evolución de la gestión y el pago de la nómina de las Prestaciones Sociales y Económicas de la LISMI –Ley de Integración Social de las Personas con Discapacidad-, parte de la información facilitada por los distintos órganos gestores de las Comunidades Autónomas y por las Direcciones Territoriales del Imerso de Ceuta y Melilla, y se articula como se detalla a continuación:

- Datos de la gestión y de la nómina mensual.
- Datos de la gestión y de la nómina del año 2013, comprendiendo la realizada hasta el mes de referencia.
- Datos sobre la nómina de pago y número de beneficiarios desde el año 2006.

La información que este apartado del informe suministra hace referencia a los siguientes aspectos:

- Nóminas: situación y evolución de los beneficiarios, del número de subsidios que disfrutaban y de sus importes mensuales. Todo ello teniendo en cuenta que una amplia mayoría de aquéllos continúan siéndolo de uno o de los dos subsidios suprimidos por la Ley 26/1990 - Subsidios de Garantía de Ingresos Mínimos (SGIM) y por Ayuda de Tercera Persona (SATP) -, en aplicación de lo establecido en la Disposición Transitoria undécima de la Ley General de la Seguridad Social. Se ofrece también información sobre el número de personas que disfrutaban de Asistencia Sanitaria y Prestación Farmacéutica (ASPF), y sobre el movimiento de beneficiarios, con especial incidencia, en este caso, en el número de aquellos que han optado por alguna prestación no contributiva.
- Gestión en trámite inicial: recoge la situación y evolución de la gestión de las dos prestaciones vigentes tras la entrada en vigor de la Ley 26/1990, de 20 de diciembre: Subsidio de Movilidad y Compensación para Gastos de Transporte (SMGT) y Asistencia Sanitaria y Prestación Farmacéutica (ASPF).
- Gestión de las revisiones iniciadas, de oficio o a instancia de parte, respecto a todas las prestaciones LISMI.

2.2 SITUACIÓN Y EVOLUCIÓN DE LOS BENEFICIARIOS, NÚMERO DE PRESTACIONES E IMPORTES DE LAS NÓMINAS

La Ley 17/2012, de 27 de diciembre, de Presupuestos Generales del Estado para el año 2013 y el Real Decreto-ley 29/2012, de 28 de diciembre, de mejora de gestión y protección social en el Sistema Especial para Empleados de Hogar y otras medidas de carácter económico y social, establecieron las cuantías vigentes para el año 2013 de los subsidios económicos de la Ley 13/1982 (LISMI), quedando fijadas en los importes mensuales siguientes:

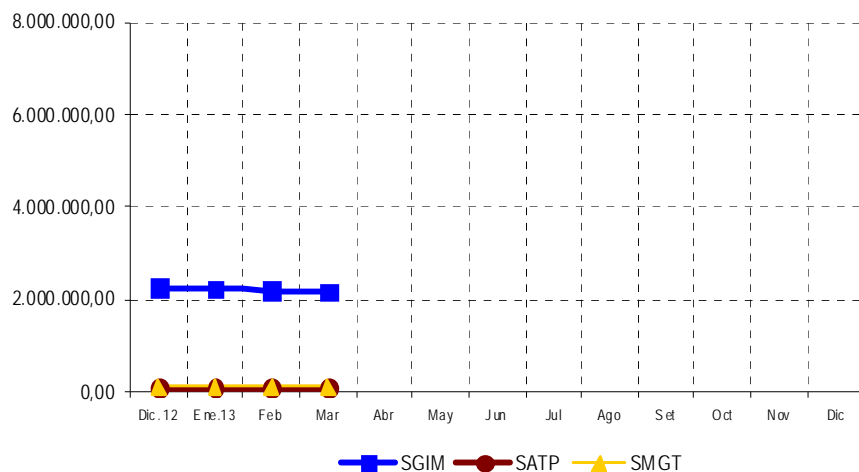
- Subsidio de Garantía de Ingresos Mínimos SGIM (14 pagas /año): *149,86* euros.
- Subsidio por Ayuda de Tercera Persona SATP (14 pagas /año): *58,45* euros.
- Subsidio de Movilidad y Compensación para Gastos de Transporte SMGT (12 pagas /año): *62,70* euros.

De acuerdo con la información facilitada por el Área de Informática del Imsero sobre los datos de nómina, así como por los órganos gestores de las Comunidades Autónomas de Navarra y del País Vasco, el número de beneficiarios distintos en el mes de marzo asciende a 25.364, un 1,19% menos que en el mes anterior. El número total de prestaciones reconocidas asciende a 27.921, cifra ésta superior a la de beneficiarios distintos, ya que una misma persona puede tener reconocido el derecho a más de una prestación. Del total de prestaciones, 17.659 son de naturaleza económica, de las que el 82,20% corresponde al SGIM, el 8,61% al SATP y el 9,19% restante al SMGT. Por último, la prestación de ASPF la tenían reconocida un total de 10.262 personas, un 1,07% menos que en el mes anterior.

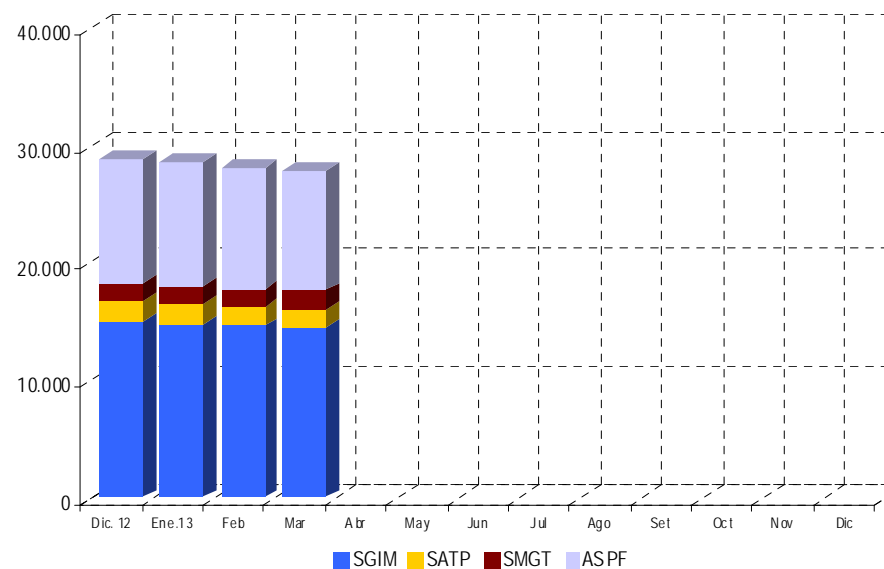
El siguiente cuadro refleja los datos básicos de la nómina señalados:

| NÓMINA DE MARZO | BENEFICIARIOS DISTINTOS | SGIM | SATP | SMGT | ASPF | TOTAL PRESTACIONES DE LA LISMI |
|-----------------|-------------------------|--------------|-----------|------------|--------|--------------------------------|
| BENEFICIARIOS | 25.364 | 14.516 | 1.521 | 1.622 | 10.262 | 27.921 |
| IMPORTES | | 2.171.370,43 | 88.902,45 | 102.490,00 | | 2.362.762,88 |

Evolución importes nóminas mensuales



Evolución número prestaciones



El importe de la nómina del mes de marzo ha ascendido a un total de 2.362.762,88 euros, correspondiendo el 91,90% al SGIM.

Finalmente, y conforme a la información disponible, los datos sobre el perfil tipo del beneficiario muestran un predominio de las mujeres sobre los hombres - en una proporción de 3,5 a 1 -, si bien la superioridad femenina no se manifiesta, aunque por escaso margen, entre los titulares menores de 45 años. Esta mujer tipo, cuya edad es superior a los 70 años, convive preferentemente integrada en una unidad familiar de la que depende económicamente, encontrándose afectada de una discapacidad de tipo físico.

2.3 SITUACIÓN Y EVOLUCIÓN DE LA GESTIÓN EN TRÁMITE INICIAL

Como se ha señalado en la introducción de este informe, el volumen de la gestión de las prestaciones LISMI se ha visto muy reducido tras la entrada en vigor de la Ley 26/1990, de 20 de diciembre, que suprimió los subsidios de Garantía de Ingresos Mínimos y por Ayuda de Tercera Persona. Los datos de gestión de las solicitudes presentadas, resueltas, aprobadas y el índice de reconocimiento de las dos prestaciones vigentes (SMGT y ASPF) se recogen en los anexos 58 a 61.

2.4 SEGUIMIENTO DE LA GESTIÓN DERIVADA DE LAS REVISIONES DE OFICIO Y A INSTANCIA DE PARTE

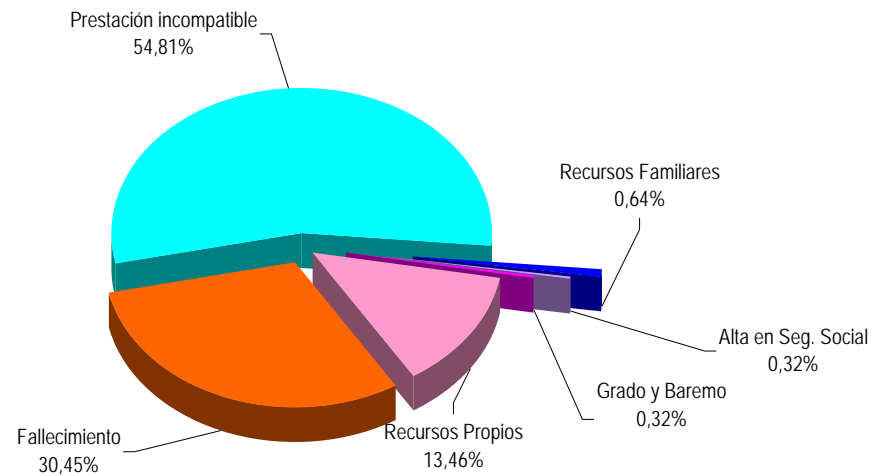
La revisión de oficio es la iniciada por el órgano gestor cuando, como resultado de las medidas de control disponibles o implantadas, conoce cualquier dato o información que pueda producir o haya producido una variación sobrevenida en los requisitos, y ello pueda dar lugar a la modificación de la cuantía o a la suspensión o extinción del derecho a la prestación, procediendo, en su caso, el abono de atrasos o la reclamación de las cantidades indebidamente percibidas. Por otro lado, las revisiones a instancia de parte se inician cuando el interesado, en cumplimiento de sus obligaciones, comunica al órgano gestor cualquier variación sobrevenida en su situación que pudiera tener incidencia en el derecho o en la cuantía reconocida de la prestación, siendo sus efectos resultantes idénticos a los indicados para las revisiones de oficio.

Los datos correspondientes al mes de marzo se refieren al detalle de las situaciones finales derivadas de los procesos de revisión, cuyas cifras se reflejan en los anexos 62 a 71. Del análisis de los mismos, es posible obtener las siguientes conclusiones:

- ✓ Se han emitido en el mes 321 resoluciones en las que se ha modificado la cuantía, se ha suspendido o se ha extinguido el derecho a alguna de las prestaciones, de las que el 61,68% se corresponde con el SGIM.
- ✓ Se han realizado 6 modificaciones de cuantía del SGIM.
- ✓ Se han llevado a cabo 3 suspensiones del pago de la prestación que conciernen al SMGT, no habiéndose realizado ninguna suspensión del derecho del SGIM por haber iniciado su beneficiario una actividad laboral.

- ✓ Se ha extinguido el derecho de 312 prestaciones, de las que el 61,54% corresponden al SGIM. El gráfico siguiente refleja los distintos motivos de extinción en el total de prestaciones. Las principales causas de la pérdida del derecho están sustentadas, por este orden, en que el beneficiario sea titular de alguna prestación de análoga naturaleza y finalidad y de superior cuantía, en el fallecimiento del perceptor, así como en que disponga de recursos propios superiores al límite legalmente establecido, teniendo el resto de causas de extinción una relevancia minoritaria.

Causas de Extinción prestaciones LISMI



ANEXOS LISMI

2a NÚMERO DE BENEFICIARIOS, PRESTACIONES E IMPORTES DE LAS NÓMINAS

**PRESTACIONES DEL REAL DECRETO 383/1984, DE 1 DE FEBRERO (LISMI)
EVOLUCIÓN DE LOS BENEFICIARIOS E IMPORTES DE LAS NÓMINAS**

**TOTAL ESTADO
CON NAVARRA Y EL PAÍS VASCO**

| MENSUALIDADES | NUMERO DE BENEFICIARIOS DISTINTOS | SGIM | | SATP | | SMGT | | TOTAL | | ASPF |
|-----------------------|-----------------------------------|------------------------|---------------------|------------------------|-------------------|------------------------|-------------------|------------------------|---------------------|------------------------|
| | | NÚMERO DE PRESTACIONES | IMPORTE BRUTO | NÚMERO DE PRESTACIONES | IMPORTE BRUTO | NÚMERO DE PRESTACIONES | IMPORTE BRUTO | NÚMERO DE PRESTACIONES | IMPORTE BRUTO | NÚMERO DE PRESTACIONES |
| AÑO 2006 | 53.462 | 37.000 | 82.133.134,86 | 4.665 | 4.151.557,82 | 3.579 | 2.257.471,70 | 45.244 | 88.542.164,38 | 15.140 |
| AÑO 2007 | 47.565 | 32.013 | 71.353.070,05 | 3.878 | 3.452.706,96 | 3.105 | 2.013.828,03 | 38.996 | 76.819.605,04 | 14.381 |
| AÑO 2008 | 42.775 | 27.749 | 62.041.066,85 | 3.267 | 2.885.373,15 | 2.722 | 2.022.455,77 | 33.738 | 66.948.895,77 | 14.007 |
| AÑO 2009 | 38.081 | 24.210 | 53.742.715,72 | 2.794 | 2.458.214,86 | 2.370 | 1.762.449,39 | 29.374 | 57.963.379,97 | 12.997 |
| AÑO 2010 | 33.294 | 20.509 | 46.148.475,09 | 2.336 | 2.119.486,15 | 2.082 | 1.579.280,12 | 24.927 | 49.847.241,36 | 12.050 |
| AÑO 2011 | 29.743 | 17.608 | 39.464.541,10 | 1.907 | 1.698.558,64 | 1.802 | 1.421.894,88 | 21.317 | 42.584.994,62 | 11.512 |
| AÑO 2012 | 26.210 | 15.074 | 33.698.569,77 | 1.601 | 1.412.132,51 | 1.641 | 1.304.356,20 | 18.316 | 36.415.058,48 | 10.567 |
| AÑO 2013 | | | | | | | | | | |
| ENERO | 26.011 | 14.843 | 2.232.839,73 | 1.577 | 92.409,45 | 1.638 | 103.111,80 | 18.058 | 2.428.360,98 | 10.490 |
| FEBRERO | 25.670 | 14.645 | 2.196.291,87 | 1.549 | 90.714,40 | 1.636 | 104.590,60 | 17.830 | 2.391.596,87 | 10.373 |
| MARZO | 25.364 | 14.516 | 2.171.370,43 | 1.521 | 88.902,45 | 1.622 | 102.490,00 | 17.659 | 2.362.762,88 | 10.262 |
| ABRIL | | | | | | | | | | |
| MAYO | | | | | | | | | | |
| JUNIO * | | | | | | | | | | |
| JULIO | | | | | | | | | | |
| AGOSTO | | | | | | | | | | |
| SETIEMBRE | | | | | | | | | | |
| OCTUBRE | | | | | | | | | | |
| NOVIEMBRE * | | | | | | | | | | |
| DICIEMBRE | | | | | | | | | | |
| TOTAL AÑO 2013 | | | 6.600.502,03 | | 272.026,30 | | 310.192,40 | | 7.182.720,73 | |

* En SGIM y SATP, junto a la mensualidad se abona una paga extra

PRESTACIONES DEL REAL DECRETO 383/1984, DE 1 DE FEBRERO (LISMI)

BENEFICIARIOS E IMPORTE DE LA NÓMINA AÑO 2013

MARZO

| CC.AA. Y/O PROVINCIAS | NÚMERO DE BENEFICIARIOS DISTINTOS | SGIM | | SATP | | SMGT | | T O T A L | | ASPF |
|-----------------------------|---|---------------------------|------------------|---------------------------|------------------|---------------------------|------------------|---------------------------|------------------|---------------------------|
| | | NÚMERO DE PRESTACIONES | IMPORTE BRUTO | NÚMERO DE PRESTACIONES | IMPORTE BRUTO | NÚMERO DE PRESTACIONES | IMPORTE BRUTO | NÚMERO DE PRESTACIONES | IMPORTE BRUTO | NÚMERO DE PRESTACIONES |
| ANDALUCÍA | 4.275 | 3.423 | 511.638,43 | 400 | 23.380,00 | 198 | 12.410,00 | 4.021 | 547.428,43 | 879 |
| ALMERÍA | 904 | 812 | 120.143,92 | 62 | 3.623,90 | 41 | 2.566,10 | 915 | 126.333,92 | 83 |
| CÁDIZ | 405 | 292 | 44.958,00 | 54 | 3.156,30 | 49 | 3.072,30 | 395 | 51.186,60 | 91 |
| CÓRDOBA | 252 | 206 | 30.703,49 | 39 | 2.279,55 | 14 | 877,80 | 259 | 33.860,84 | 37 |
| GRANADA | 228 | 123 | 18.306,76 | 21 | 1.227,45 | 9 | 564,30 | 153 | 20.098,51 | 109 |
| HUELVA | 116 | 78 | 11.595,68 | 7 | 409,15 | 9 | 564,30 | 94 | 12.569,13 | 30 |
| JAÉN | 251 | 216 | 32.104,66 | 22 | 1.285,90 | 11 | 689,70 | 249 | 34.080,26 | 29 |
| MÁLAGA | 1.777 | 1.452 | 217.260,08 | 154 | 9.001,30 | 36 | 2.257,20 | 1.642 | 228.518,58 | 430 |
| SEVILLA | 342 | 244 | 36.565,84 | 41 | 2.396,45 | 29 | 1.818,30 | 314 | 40.780,59 | 70 |
| ARAGÓN | 622 | 371 | 55.598,06 | 33 | 1.928,85 | 47 | 2.946,90 | 451 | 60.473,81 | 230 |
| HUESCA | 83 | 56 | 8.392,16 | 3 | 175,35 | 2 | 125,40 | 61 | 8.692,91 | 25 |
| TERUEL | 38 | 28 | 4.196,08 | 1 | 58,45 | 5 | 313,50 | 34 | 4.568,03 | 5 |
| ZARAGOZA | 501 | 287 | 43.009,82 | 29 | 1.695,05 | 40 | 2.508,00 | 356 | 47.212,87 | 200 |
| ASTURIAS | 808 | 595 | 89.067,99 | 44 | 2.571,80 | 42 | 2.633,40 | 681 | 94.273,19 | 195 |
| ILLES BALEARS | 176 | 163 | 24.427,18 | 21 | 1.227,45 | 11 | 689,70 | 195 | 26.344,33 | 4 |
| CANARIAS | 269 | 111 | 16.634,46 | 36 | 2.104,20 | 42 | 2.633,40 | 189 | 21.372,06 | 124 |
| LAS PALMAS | 145 | 25 | 3.746,50 | 5 | 292,25 | 24 | 1.504,80 | 54 | 5.543,55 | 100 |
| S.C. TENERIFE | 124 | 86 | 12.887,96 | 31 | 1.811,95 | 18 | 1.128,60 | 135 | 15.828,51 | 24 |
| CANTABRIA | 618 | 228 | 34.317,94 | 37 | 2.162,65 | 31 | 2.130,50 | 296 | 38.611,09 | 367 |
| CASTILLA Y LEÓN | 3.238 | 1.318 | 196.496,88 | 200 | 11.690,00 | 88 | 5.511,20 | 1.606 | 213.698,08 | 1.875 |
| ÁVILA | 347 | 108 | 16.184,88 | 22 | 1.285,90 | 6 | 373,00 | 136 | 17.843,78 | 234 |
| BURGOS | 163 | 106 | 15.885,16 | 11 | 642,95 | 16 | 1.003,20 | 133 | 17.531,31 | 48 |
| LEÓN | 1.293 | 317 | 47.036,20 | 29 | 1.695,05 | 21 | 1.313,50 | 367 | 50.044,75 | 956 |
| PALENCIA | 212 | 100 | 14.986,00 | 14 | 818,30 | 13 | 815,10 | 127 | 16.619,40 | 103 |
| SALAMANCA | 652 | 191 | 28.497,26 | 34 | 1.987,30 | 7 | 438,90 | 232 | 30.923,46 | 470 |
| SEGOVIA | 119 | 100 | 14.885,17 | 27 | 1.578,15 | 4 | 250,80 | 131 | 16.714,12 | 19 |
| SORIA | 78 | 72 | 10.771,98 | 7 | 409,15 | 1 | 62,70 | 80 | 11.243,83 | 8 |
| VALLADOLID | 232 | 204 | 30.406,07 | 26 | 1.519,70 | 8 | 501,60 | 238 | 32.427,37 | 21 |
| ZAMORA | 142 | 120 | 17.844,16 | 30 | 1.753,50 | 12 | 752,40 | 162 | 20.350,06 | 16 |
| CASTILLA-LA MANCHA | 2.614 | 865 | 128.998,59 | 112 | 6.546,40 | 25 | 1.564,30 | 1.002 | 137.109,29 | 1.743 |
| ALBACETE | 533 | 183 | 26.794,07 | 25 | 1.461,25 | 4 | 250,80 | 212 | 28.506,12 | 344 |
| CIUDAD REAL | 854 | 114 | 17.084,04 | 19 | 1.110,55 | 2 | 122,20 | 135 | 18.316,79 | 743 |
| CUENCA | 399 | 144 | 21.579,84 | 13 | 759,85 | 5 | 313,50 | 162 | 22.653,19 | 256 |
| GUADALAJARA | 155 | 87 | 13.037,82 | 14 | 818,30 | 3 | 188,10 | 104 | 14.044,22 | 66 |
| TOLEDO | 673 | 337 | 50.502,82 | 41 | 2.396,45 | 11 | 689,70 | 389 | 53.588,97 | 334 |

(Continúa al dorso)

| CC.AA. Y/O PROVINCIAS | NÚMERO DE BENEFICIARIOS DISTINTOS | SGIM | | SATP | | SMGT | | T O T A L | | ASPF |
|-----------------------------|---|---------------------------|---------------------|---------------------------|------------------|---------------------------|-------------------|---------------------------|---------------------|---------------------------|
| | | NÚMERO DE PRESTACIONES | IMPORTE BRUTO | NÚMERO DE PRESTACIONES | IMPORTE BRUTO | NÚMERO DE PRESTACIONES | IMPORTE BRUTO | NÚMERO DE PRESTACIONES | IMPORTE BRUTO | NÚMERO DE PRESTACIONES |
| CATALUNYA | 1.223 | 1.138 | 170.045,45 | 63 | 3.682,30 | 91 | 5.705,70 | 1.292 | 179.433,45 | 57 |
| BARCELONA | 832 | 774 | 115.686,13 | 28 | 1.636,60 | 61 | 3.824,70 | 863 | 121.147,43 | 34 |
| GIRONA | 98 | 93 | 13.827,32 | 7 | 409,10 | 8 | 501,60 | 108 | 14.738,02 | 2 |
| LLEIDA | 126 | 114 | 17.084,04 | 21 | 1.227,45 | 10 | 627,00 | 145 | 18.938,49 | 10 |
| TARRAGONA | 167 | 157 | 23.447,96 | 7 | 409,15 | 12 | 752,40 | 176 | 24.609,51 | 11 |
| COMUNIDAD VALENCIANA | 2.133 | 1.441 | 215.010,99 | 132 | 7.715,40 | 145 | 9.213,70 | 1.718 | 231.940,09 | 619 |
| ALICANTE | 1.166 | 885 | 131.798,19 | 31 | 1.811,95 | 38 | 2.508,00 | 954 | 136.118,14 | 287 |
| CASTELLÓN | 168 | 149 | 22.270,84 | 10 | 584,50 | 17 | 1.062,70 | 176 | 23.918,04 | 6 |
| VALENCIA | 799 | 407 | 60.941,96 | 91 | 5.318,95 | 90 | 5.643,00 | 588 | 71.903,91 | 326 |
| EXTREMADURA | 1.237 | 778 | 116.113,91 | 70 | 4.091,50 | 99 | 6.204,10 | 947 | 126.409,51 | 388 |
| BADAJOS | 735 | 376 | 56.293,27 | 33 | 1.928,85 | 48 | 3.006,40 | 457 | 61.228,52 | 326 |
| CÁCERES | 502 | 402 | 59.820,64 | 37 | 2.162,65 | 51 | 3.197,70 | 490 | 65.180,99 | 62 |
| GALICIA | 1.092 | 558 | 83.484,87 | 81 | 4.734,45 | 110 | 6.897,00 | 749 | 95.116,32 | 482 |
| A CORUÑA | 411 | 220 | 33.044,26 | 43 | 2.513,35 | 83 | 5.204,10 | 346 | 40.761,71 | 122 |
| LUGO | 83 | 26 | 3.896,36 | 6 | 350,70 | 18 | 1.128,60 | 50 | 5.375,66 | 45 |
| OURENSE | 183 | 63 | 9.441,18 | 3 | 175,35 | 2 | 125,40 | 68 | 9.741,93 | 119 |
| PONTEVEDRA | 415 | 249 | 37.103,07 | 29 | 1.695,05 | 7 | 438,90 | 285 | 39.237,02 | 196 |
| MADRID | 2.516 | 970 | 145.319,32 | 125 | 7.306,25 | 150 | 9.405,00 | 1.245 | 162.030,57 | 1.517 |
| MURCIA | 3.219 | 1.784 | 268.374,64 | 68 | 3.974,60 | 106 | 6.646,20 | 1.958 | 278.995,44 | 1.392 |
| NAVARRA | 183 | 137 | 20.530,76 | 31 | 1.812,00 | 13 | 815,10 | 181 | 23.157,86 | 32 |
| PAÍS VASCO | 423 | 364 | 54.549,04 | 38 | 2.221,10 | 20 | 1.252,70 | 422 | 58.022,84 | 282 |
| ARABA/ÁLAVA | 62 | 52 | 7.792,72 | 9 | 526,05 | 1 | 61,40 | 62 | 8.380,17 | 30 |
| GIPUZKOA | 131 | 123 | 18.432,78 | 14 | 818,30 | 8 | 501,60 | 145 | 19.752,68 | 222 |
| BIZKAIA | 230 | 189 | 28.323,54 | 15 | 876,75 | 11 | 689,70 | 215 | 29.889,99 | 30 |
| LA RIOJA | 122 | 93 | 13.936,98 | 6 | 350,70 | 4 | 250,80 | 103 | 14.538,48 | 26 |
| CEUTA | 156 | 82 | 12.288,52 | 13 | 759,85 | 54 | 3.385,80 | 149 | 16.434,17 | 43 |
| MELILLA | 440 | 97 | 14.536,42 | 11 | 642,95 | 346 | 22.194,50 | 454 | 37.373,87 | 7 |
| TOTAL ESTADO | 25.364 | 14.516 | 2.171.370,43 | 1.521 | 88.902,45 | 1.622 | 102.490,00 | 17.659 | 2.362.762,88 | 10.262 |

2b PRESTACIONES LISMI: DATOS DE LA GESTIÓN MENSUAL Y ANUAL

PRESTACIONES DEL REAL DECRETO 383/1984, DE 1 DE FEBRERO (LISMI) DATOS DE GESTIÓN CORRESPONDIENTES AL MES DE MARZO DE 2013

| CC.AA. Y/O PROVINCIAS | SUBSIDIO DE MOVILIDAD Y COMPENSACIÓN PARA | | | | | | ASISTENCIA SANITARIA Y PRESTACIÓN FARMACÉUTICA | | | | | | TOTAL PRESTACIONES | | | | | |
|-----------------------------|---|-------|---------------------------------|---------------------|---------|----------|--|-------|---------------------|---------|----------|-------|--------------------|---------------------|---------|---|--------|---|
| | PTES. | | GASTOS DE TRANSPORTE (S.M.G.T.) | | | PTES. | PTES. | | (A.S.P.F.) | | | PTES. | L I S M I | | | | PTES. | |
| | MES ANT. | SOLC. | REST. | APRB. (nº y % C.R.) | FIN MES | MES ANT. | SOLC. | REST. | APRB. (nº y % C.R.) | FIN MES | MES ANT. | SOLC. | REST. | APRB. (nº y % C.R.) | FIN MES | | | |
| ANDALUCÍA | 3 | 5 | 3 | 1 | 33,33 | 5 | 3 | 5 | 4 | 0 | - | 4 | 6 | 10 | 7 | 1 | 14,29 | 9 |
| ALMERÍA | 0 | 0 | 0 | 0 | - | 0 | 0 | 3 | 3 | 0 | - | 0 | 0 | 3 | 3 | 0 | - | 0 |
| CÁDIZ | 1 | 0 | 1 | 1 | 100,00 | 0 | 0 | 0 | 0 | 0 | - | 0 | 1 | 0 | 1 | 1 | 100,00 | 0 |
| CÓRDOBA | 0 | 0 | 0 | 0 | - | 0 | 0 | 0 | 0 | 0 | - | 0 | 0 | 0 | 0 | 0 | - | 0 |
| GRANADA | 1 | 0 | 0 | 0 | - | 1 | 1 | 0 | 0 | 0 | - | 1 | 2 | 0 | 0 | 0 | - | 2 |
| HUELVA | 0 | 0 | 0 | 0 | - | 0 | 0 | 1 | 1 | 0 | - | 0 | 0 | 1 | 1 | 0 | - | 0 |
| JAÉN | 1 | 1 | 1 | 0 | - | 1 | 1 | 1 | 0 | 0 | - | 2 | 2 | 2 | 1 | 0 | - | 3 |
| MÁLAGA | 0 | 0 | 0 | 0 | - | 0 | 1 | 0 | 0 | 0 | - | 1 | 1 | 0 | 0 | 0 | - | 1 |
| SEVILLA | 0 | 4 | 1 | 0 | - | 3 | 0 | 0 | 0 | 0 | - | 0 | 0 | 4 | 1 | 0 | - | 3 |
| ARAGÓN | 0 | 0 | 0 | 0 | - | 0 | 0 | 1 | 0 | 0 | - | 1 | 0 | 1 | 0 | 0 | - | 1 |
| HUESCA | 0 | 0 | 0 | 0 | - | 0 | 0 | 1 | 0 | 0 | - | 1 | 0 | 1 | 0 | 0 | - | 1 |
| TERUEL | 0 | 0 | 0 | 0 | - | 0 | 0 | 0 | 0 | 0 | - | 0 | 0 | 0 | 0 | 0 | - | 0 |
| ZARAGOZA | 0 | 0 | 0 | 0 | - | 0 | 0 | 0 | 0 | 0 | - | 0 | 0 | 0 | 0 | 0 | - | 0 |
| ASTURIAS | 1 | 0 | 0 | 0 | - | 1 | 5 | 2 | 3 | 2 | 66,67 | 4 | 6 | 2 | 3 | 2 | 66,67 | 5 |
| ILLES BALEARS | 0 | 0 | 0 | 0 | - | 0 | 0 | 0 | 0 | 0 | - | 0 | 0 | 0 | 0 | 0 | - | 0 |
| CANARIAS | 2 | 0 | 0 | 0 | - | 2 | 1 | 1 | 1 | 1 | 100,00 | 1 | 3 | 1 | 1 | 1 | 100,00 | 3 |
| LAS PALMAS | 1 | 0 | 0 | 0 | - | 1 | 0 | 1 | 1 | 1 | 100,00 | 0 | 1 | 1 | 1 | 1 | 100,00 | 1 |
| S.C. TENERIFE | 1 | 0 | 0 | 0 | - | 1 | 1 | 0 | 0 | 0 | - | 1 | 2 | 0 | 0 | 0 | - | 2 |
| CANTABRIA | 0 | 0 | 0 | 0 | - | 0 | 0 | 0 | 0 | 0 | - | 0 | 0 | 0 | 0 | 0 | - | 0 |
| CASTILLA Y LEÓN | 1 | 1 | 1 | 1 | 100,00 | 1 | 1 | 4 | 2 | 0 | - | 3 | 2 | 5 | 3 | 1 | 33,33 | 4 |
| ÁVILA | 0 | 0 | 0 | 0 | - | 0 | 0 | 0 | 0 | 0 | - | 0 | 0 | 0 | 0 | 0 | - | 0 |
| BURGOS | 0 | 0 | 0 | 0 | - | 0 | 1 | 1 | 0 | 0 | - | 2 | 1 | 1 | 0 | 0 | - | 2 |
| LEÓN | 1 | 0 | 0 | 0 | - | 1 | 0 | 1 | 0 | 0 | - | 1 | 1 | 1 | 0 | 0 | - | 2 |
| PALENCIA | 0 | 0 | 0 | 0 | - | 0 | 0 | 0 | 0 | 0 | - | 0 | 0 | 0 | 0 | 0 | - | 0 |
| SALAMANCA | 0 | 0 | 0 | 0 | - | 0 | 0 | 1 | 1 | 0 | - | 0 | 0 | 1 | 1 | 0 | - | 0 |
| SEGOVIA | 0 | 0 | 0 | 0 | - | 0 | 0 | 0 | 0 | 0 | - | 0 | 0 | 0 | 0 | 0 | - | 0 |
| SORIA | 0 | 0 | 0 | 0 | - | 0 | 0 | 0 | 0 | 0 | - | 0 | 0 | 0 | 0 | 0 | - | 0 |
| VALLADOLID | 0 | 1 | 1 | 1 | 100,00 | 0 | 0 | 1 | 1 | 0 | - | 0 | 0 | 2 | 2 | 1 | 50,00 | 0 |
| ZAMORA | 0 | 0 | 0 | 0 | - | 0 | 0 | 0 | 0 | 0 | - | 0 | 0 | 0 | 0 | 0 | - | 0 |
| CASTILLA-LA MANCHA | 3 | 0 | 1 | 1 | 100,00 | 2 | 2 | 1 | 2 | 0 | - | 1 | 5 | 1 | 3 | 1 | 33,33 | 3 |
| ALBACETE | 0 | 0 | 0 | 0 | - | 0 | 0 | 0 | 0 | 0 | - | 0 | 0 | 0 | 0 | 0 | - | 0 |
| CIUDAD REAL | 0 | 0 | 0 | 0 | - | 0 | 0 | 1 | 1 | 0 | - | 0 | 0 | 1 | 1 | 0 | - | 0 |
| CUENCA | 0 | 0 | 0 | 0 | - | 0 | 0 | 0 | 0 | 0 | - | 0 | 0 | 0 | 0 | 0 | - | 0 |
| GUADALAJARA | 1 | 0 | 1 | 1 | 100,00 | 0 | 1 | 0 | 1 | 0 | - | 0 | 2 | 0 | 2 | 1 | 50,00 | 0 |
| TOLEDO | 2 | 0 | 0 | 0 | - | 2 | 1 | 0 | 0 | 0 | - | 1 | 3 | 0 | 0 | 0 | - | 3 |

(Continúa al dorso)

| CC.AA. Y/O PROVINCIAS | SUBSIDIO DE MOVILIDAD Y COMPENSACIÓN PARA | | | | | ASISTENCIA SANITARIA Y PRESTACIÓN FARMACÉUTICA | | | | | TOTAL PRESTACIONES | | | | | | | |
|-----------------------------|---|---------------------------------|-------|---------------------|---------------|--|------------|-------|---------------------|---------------|--------------------|-----------|-------|---------------------|---------------|---|--------|----|
| | PTE. MES ANT. | GASTOS DE TRANSPORTE (S.M.G.T.) | | | PTE. FINAL | PTE. MES ANT. | (A.S.P.F.) | | | PTE. FINAL | PTE. MES ANT. | L I S M I | | | PTE. FINAL | | | |
| | | SOLC. | REST. | APRB. (nº y % C.R.) | | | SOLC. | REST. | APRB. (nº y % C.R.) | | | SOLC. | REST. | APRB. (nº y % C.R.) | | | | |
| CATALUNYA | 14 | 5 | 6 | 0 | - | 13 | 12 | 1 | 0 | 0 | - | 13 | 26 | 6 | 6 | 0 | - | 26 |
| BARCELONA | 13 | 5 | 6 | 0 | - | 12 | 11 | 0 | 0 | 0 | - | 11 | 24 | 5 | 6 | 0 | - | 23 |
| GIRONA | 0 | 0 | 0 | 0 | - | 0 | 0 | 1 | 0 | 0 | - | 1 | 0 | 1 | 0 | 0 | - | 1 |
| LLEIDA | 1 | 0 | 0 | 0 | - | 1 | 1 | 0 | 0 | 0 | - | 1 | 2 | 0 | 0 | 0 | - | 2 |
| TARRAGONA | 0 | 0 | 0 | 0 | - | 0 | 0 | 0 | 0 | 0 | - | 0 | 0 | 0 | 0 | 0 | - | 0 |
| COMUNIDAD VALENCIANA | 1 | 1 | 1 | 1 | 100,00 | 1 | 2 | 1 | 2 | 0 | - | 1 | 3 | 2 | 3 | 1 | 33,33 | 2 |
| ALICANTE | 0 | 1 | 1 | 1 | 100,00 | 0 | 0 | 0 | 0 | 0 | - | 0 | 0 | 1 | 1 | 1 | 100,00 | 0 |
| CASTELLÓN | 0 | 0 | 0 | 0 | - | 0 | 0 | 0 | 0 | 0 | - | 0 | 0 | 0 | 0 | 0 | - | 0 |
| VALENCIA | 1 | 0 | 0 | 0 | - | 1 | 2 | 1 | 2 | 0 | - | 1 | 3 | 1 | 2 | 0 | - | 2 |
| EXTREMADURA | 3 | 1 | 2 | 0 | - | 2 | 0 | 0 | 0 | 0 | - | 0 | 3 | 1 | 2 | 0 | - | 2 |
| BADAJOS | 2 | 1 | 1 | 0 | - | 2 | 0 | 0 | 0 | 0 | - | 0 | 2 | 1 | 1 | 0 | - | 2 |
| CÁCERES | 1 | 0 | 1 | 0 | - | 0 | 0 | 0 | 0 | 0 | - | 0 | 1 | 0 | 1 | 0 | - | 0 |
| GALICIA | 0 | 0 | 0 | 0 | - | 0 | 1 | 5 | 2 | 0 | - | 4 | 1 | 5 | 2 | 0 | - | 4 |
| A CORUÑA | 0 | 0 | 0 | 0 | - | 0 | 1 | 1 | 1 | 0 | - | 1 | 1 | 1 | 1 | 0 | - | 1 |
| LUGO | 0 | 0 | 0 | 0 | - | 0 | 0 | 0 | 0 | 0 | - | 0 | 0 | 0 | 0 | 0 | - | 0 |
| OURENSE | 0 | 0 | 0 | 0 | - | 0 | 0 | 1 | 1 | 0 | - | 0 | 0 | 1 | 1 | 0 | - | 0 |
| PONTEVEDRA | 0 | 0 | 0 | 0 | - | 0 | 0 | 3 | 0 | 0 | - | 3 | 0 | 3 | 0 | 0 | - | 3 |
| MADRID | 3 | 0 | 2 | 2 | 100,00 | 1 | 2 | 3 | 1 | 0 | - | 4 | 5 | 3 | 3 | 2 | 66,67 | 5 |
| MURCIA | 3 | 1 | 2 | 0 | - | 2 | 1 | 0 | 1 | 0 | - | 0 | 4 | 1 | 3 | 0 | - | 2 |
| NAVARRA | 0 | 1 | 1 | 0 | - | 0 | 0 | 0 | 0 | 0 | - | 0 | 0 | 1 | 1 | 0 | - | 0 |
| PAÍS VASCO | 1 | 0 | 0 | 0 | - | 1 | 16 | 0 | 0 | 0 | - | 16 | 17 | 0 | 0 | 0 | - | 17 |
| ARABA/ÁLAVA | 0 | 0 | 0 | 0 | - | 0 | 0 | 0 | 0 | 0 | - | 0 | 0 | 0 | 0 | 0 | - | 0 |
| GIPUZKOA | 1 | 0 | 0 | 0 | - | 1 | 16 | 0 | 0 | 0 | - | 16 | 17 | 0 | 0 | 0 | - | 17 |
| BIZKAIA | 0 | 0 | 0 | 0 | - | 0 | 0 | 0 | 0 | 0 | - | 0 | 0 | 0 | 0 | 0 | - | 0 |
| LA RIOJA | 0 | 0 | 0 | 0 | - | 0 | 0 | 0 | 0 | 0 | - | 0 | 0 | 0 | 0 | 0 | - | 0 |
| CEUTA | 2 | 4 | 2 | 0 | - | 4 | 0 | 0 | 0 | 0 | - | 0 | 2 | 4 | 2 | 0 | - | 4 |
| MELILLA | 13 | 6 | 7 | 5 | 71,43 | 12 | 0 | 0 | 0 | 0 | - | 0 | 13 | 6 | 7 | 5 | 71,43 | 12 |

| | | | | | | | | | | | | | | | | | | |
|--------------|----|----|----|----|-------|----|----|----|----|---|-------|----|----|----|----|----|-------|----|
| TOTAL ESTADO | 50 | 25 | 28 | 11 | 39,29 | 47 | 46 | 24 | 18 | 3 | 16,67 | 52 | 96 | 49 | 46 | 14 | 30,43 | 99 |
|--------------|----|----|----|----|-------|----|----|----|----|---|-------|----|----|----|----|----|-------|----|

PRESTACIONES DEL REAL DECRETO 383/1984, DE 1 DE FEBRERO (LISMI) DATOS DE GESTIÓN CORRESPONDIENTES AL AÑO 2013 HASTA MARZO

| CC.AA. Y/O PROVINCIAS | SUBSIDIO DE MOVILIDAD Y COMPENSACIÓN PARA | | | | | ASISTENCIA SANITARIA Y PRESTACIÓN FARMACÉUTICA | | | | | TOTAL PRESTACIONES | | | | | | | |
|-----------------------------|---|---------------------------------|-------|---------------------|---------------|--|------------|-------|---------------------|---------------|--------------------|-------|-------|---------------------|---------------|---|--------|---|
| | PTE. AÑO ANT. | GASTOS DE TRANSPORTE (S.M.G.T.) | | | PTE. FINAL | PTE. AÑO ANT. | (A.S.P.F.) | | | PTE. FINAL | PTE. AÑO ANT. | LISMI | | | PTE. FINAL | | | |
| | | SOLC. | REST. | APRB. (nº y % C.R.) | | | SOLC. | REST. | APRB. (nº y % C.R.) | | | SOLC. | REST. | APRB. (nº y % C.R.) | | | | |
| ANDALUCÍA | 5 | 13 | 13 | 2 | 15,38 | 5 | 10 | 14 | 20 | 2 | 10,00 | 4 | 15 | 27 | 33 | 4 | 12,12 | 9 |
| ALMERÍA | 0 | 2 | 2 | 1 | 50,00 | 0 | 0 | 7 | 7 | 0 | - | 0 | 0 | 9 | 9 | 1 | 11,11 | 0 |
| CÁDIZ | 1 | 1 | 2 | 1 | 50,00 | 0 | 1 | 0 | 1 | 0 | - | 0 | 2 | 1 | 3 | 1 | 33,33 | 0 |
| CÓRDOBA | 1 | 0 | 1 | 0 | - | 0 | 2 | 0 | 2 | 0 | - | 0 | 3 | 0 | 3 | 0 | - | 0 |
| GRANADA | 0 | 2 | 1 | 0 | - | 1 | 3 | 3 | 5 | 0 | - | 1 | 3 | 5 | 6 | 0 | - | 2 |
| HUELVA | 1 | 0 | 1 | 0 | - | 0 | 0 | 2 | 2 | 1 | 50,00 | 0 | 1 | 2 | 3 | 1 | 33,33 | 0 |
| JAÉN | 1 | 1 | 1 | 0 | - | 1 | 1 | 1 | 0 | 0 | - | 2 | 2 | 2 | 1 | 0 | - | 3 |
| MÁLAGA | 1 | 0 | 1 | 0 | - | 0 | 3 | 1 | 3 | 1 | 33,33 | 1 | 4 | 1 | 4 | 1 | 25,00 | 1 |
| SEVILLA | 0 | 0 | 0 | 0 | - | 0 | 0 | 0 | 0 | 0 | - | 0 | 0 | 0 | 0 | 0 | - | 0 |
| ARAGÓN | 0 | 0 | 0 | 0 | - | 0 | 0 | 3 | 2 | 1 | 50,00 | 1 | 0 | 3 | 2 | 1 | 50,00 | 1 |
| HUESCA | 0 | 0 | 0 | 0 | - | 0 | 0 | 1 | 0 | 0 | - | 1 | 0 | 1 | 0 | 0 | - | 1 |
| TERUEL | 0 | 0 | 0 | 0 | - | 0 | 0 | 0 | 0 | 0 | - | 0 | 0 | 0 | 0 | 0 | - | 0 |
| ZARAGOZA | 0 | 0 | 0 | 0 | - | 0 | 0 | 2 | 2 | 1 | 50,00 | 0 | 0 | 2 | 2 | 1 | 50,00 | 0 |
| ASTURIAS | 1 | 0 | 0 | 0 | - | 1 | 8 | 7 | 11 | 9 | 81,82 | 4 | 9 | 7 | 11 | 9 | 81,82 | 5 |
| ILLES BALEARS | 0 | 0 | 0 | 0 | - | 0 | 0 | 0 | 0 | 0 | - | 0 | 0 | 0 | 0 | 0 | - | 0 |
| CANARIAS | 2 | 1 | 1 | 0 | - | 2 | 2 | 1 | 2 | 1 | 50,00 | 1 | 4 | 2 | 3 | 1 | 33,33 | 3 |
| LAS PALMAS | 1 | 1 | 1 | 0 | - | 1 | 1 | 1 | 2 | 1 | 50,00 | 0 | 2 | 2 | 3 | 1 | 33,33 | 1 |
| S.C. TENERIFE | 1 | 0 | 0 | 0 | - | 1 | 1 | 0 | 0 | 0 | - | 1 | 2 | 0 | 0 | 0 | - | 2 |
| CANTABRIA | 1 | 0 | 1 | 1 | 100,00 | 0 | 0 | 0 | 0 | 0 | - | 0 | 1 | 0 | 1 | 1 | 100,00 | 0 |
| CASTILLA Y LEÓN | 1 | 4 | 4 | 2 | 50,00 | 1 | 2 | 10 | 9 | 0 | - | 3 | 3 | 14 | 13 | 2 | 15,38 | 4 |
| ÁVILA | 0 | 0 | 0 | 0 | - | 0 | 0 | 0 | 0 | 0 | - | 0 | 0 | 0 | 0 | 0 | - | 0 |
| BURGOS | 0 | 0 | 0 | 0 | - | 0 | 1 | 1 | 0 | 0 | - | 2 | 1 | 1 | 0 | 0 | - | 2 |
| LEÓN | 1 | 0 | 0 | 0 | - | 1 | 0 | 1 | 0 | 0 | - | 1 | 1 | 1 | 0 | 0 | - | 2 |
| PALENCIA | 0 | 0 | 0 | 0 | - | 0 | 0 | 0 | 0 | 0 | - | 0 | 0 | 0 | 0 | 0 | - | 0 |
| SALAMANCA | 0 | 0 | 0 | 0 | - | 0 | 0 | 7 | 7 | 0 | - | 0 | 0 | 7 | 7 | 0 | - | 0 |
| SEGOVIA | 0 | 0 | 0 | 0 | - | 0 | 0 | 0 | 0 | 0 | - | 0 | 0 | 0 | 0 | 0 | - | 0 |
| SORIA | 0 | 0 | 0 | 0 | - | 0 | 0 | 0 | 0 | 0 | - | 0 | 0 | 0 | 0 | 0 | - | 0 |
| VALLADOLID | 0 | 2 | 2 | 1 | 50,00 | 0 | 1 | 1 | 2 | 0 | - | 0 | 1 | 3 | 4 | 1 | 25,00 | 0 |
| ZAMORA | 0 | 2 | 2 | 1 | 50,00 | 0 | 0 | 0 | 0 | 0 | - | 0 | 0 | 2 | 2 | 1 | 50,00 | 0 |
| CASTILLA-LA MANCHA | 3 | 2 | 3 | 1 | 33,33 | 2 | 2 | 1 | 2 | 0 | - | 1 | 5 | 3 | 5 | 1 | 20,00 | 3 |
| ALBACETE | 0 | 0 | 0 | 0 | - | 0 | 0 | 0 | 0 | 0 | - | 0 | 0 | 0 | 0 | 0 | - | 0 |
| CIUDAD REAL | 0 | 0 | 0 | 0 | - | 0 | 0 | 1 | 1 | 0 | - | 0 | 0 | 1 | 1 | 0 | - | 0 |
| CUENCA | 0 | 2 | 2 | 0 | - | 0 | 0 | 0 | 0 | 0 | - | 0 | 0 | 2 | 2 | 0 | - | 0 |
| GUADALAJARA | 1 | 0 | 1 | 1 | 100,00 | 0 | 1 | 0 | 1 | 0 | - | 0 | 2 | 0 | 2 | 1 | 50,00 | 0 |
| TOLEDO | 2 | 0 | 0 | 0 | - | 2 | 1 | 0 | 0 | 0 | - | 1 | 3 | 0 | 0 | 0 | - | 3 |

(Continúa al dorso)

| CC.AA. Y/O PROVINCIAS | SUBSIDIO DE MOVILIDAD Y COMPENSACIÓN PARA | | | | | | ASISTENCIA SANITARIA Y PRESTACIÓN FARMACÉUTICA | | | | | | TOTAL PRESTACIONES | | | | | |
|-----------------------------|---|---------------------------------|-----------|---------------------|--------------|---------------|--|------------|-----------|---------------------|--------------|---------------|--------------------|------------|------------|---------------------|--------------|---------------|
| | PTE. AÑO ANT. | GASTOS DE TRANSPORTE (S.M.G.T.) | | | | PTE. FINAL | PTE. AÑO ANT. | (A.S.P.F.) | | | | PTE. FINAL | PTE. AÑO ANT. | L I S M I | | | | PTE. FINAL |
| | | SOLC. | REST. | APRB. (nº y % C.R.) | | | | SOLC. | REST. | APRB. (nº y % C.R.) | | | | SOLC. | REST. | APRB. (nº y % C.R.) | | |
| CATALUNYA | 13 | 20 | 20 | 2 | 10,00 | 13 | 12 | 5 | 4 | 1 | 25,00 | 13 | 25 | 25 | 24 | 3 | 12,50 | 26 |
| BARCELONA | 10 | 19 | 17 | 0 | - | 12 | 9 | 4 | 2 | 0 | - | 11 | 19 | 23 | 19 | 0 | - | 23 |
| GIRONA | 0 | 0 | 0 | 0 | - | 0 | 0 | 1 | 0 | 0 | - | 1 | 0 | 1 | 0 | 0 | - | 1 |
| LLEIDA | 1 | 1 | 1 | 0 | - | 1 | 1 | 0 | 0 | 0 | - | 1 | 2 | 1 | 1 | 0 | - | 2 |
| TARRAGONA | 2 | 0 | 2 | 2 | 100,00 | 0 | 2 | 0 | 2 | 1 | 50,00 | 0 | 4 | 0 | 4 | 3 | 75,00 | 0 |
| COMUNIDAD VALENCIANA | 7 | 8 | 14 | 2 | 14,29 | 1 | 2 | 1 | 2 | 0 | - | 1 | 9 | 9 | 16 | 2 | 12,50 | 2 |
| ALICANTE | 0 | 7 | 7 | 2 | 28,57 | 0 | 0 | 0 | 0 | 0 | - | 0 | 0 | 7 | 7 | 2 | 28,57 | 0 |
| CASTELLÓN | 0 | 0 | 0 | 0 | - | 0 | 0 | 0 | 0 | 0 | - | 0 | 0 | 0 | 0 | 0 | - | 0 |
| VALENCIA | 7 | 1 | 7 | 0 | - | 1 | 2 | 1 | 2 | 0 | - | 1 | 9 | 2 | 9 | 0 | - | 2 |
| EXTREMADURA | 3 | 3 | 4 | 0 | - | 2 | 1 | 1 | 2 | 0 | - | 0 | 4 | 4 | 6 | 0 | - | 2 |
| BADAJOS | 2 | 3 | 3 | 0 | - | 2 | 1 | 1 | 2 | 0 | - | 0 | 3 | 4 | 5 | 0 | - | 2 |
| CÁCERES | 1 | 0 | 1 | 0 | - | 0 | 0 | 0 | 0 | 0 | - | 0 | 1 | 0 | 1 | 0 | - | 0 |
| GALICIA | 1 | 1 | 2 | 1 | 50,00 | 0 | 5 | 14 | 15 | 3 | 20,00 | 4 | 6 | 15 | 17 | 4 | 23,53 | 4 |
| A CORUÑA | 1 | 1 | 2 | 1 | 50,00 | 0 | 0 | 2 | 1 | 0 | - | 1 | 1 | 3 | 3 | 1 | 33,33 | 1 |
| LUGO | 0 | 0 | 0 | 0 | - | 0 | 0 | 1 | 1 | 0 | - | 0 | 0 | 1 | 1 | 0 | - | 0 |
| OURENSE | 0 | 0 | 0 | 0 | - | 0 | 0 | 1 | 1 | 0 | - | 0 | 0 | 1 | 1 | 0 | - | 0 |
| PONTEVEDRA | 0 | 0 | 0 | 0 | - | 0 | 5 | 10 | 12 | 3 | 25,00 | 3 | 5 | 10 | 12 | 3 | 25,00 | 3 |
| MADRID | 2 | 5 | 6 | 2 | 33,33 | 1 | 3 | 8 | 7 | 2 | 28,57 | 4 | 5 | 13 | 13 | 4 | 30,77 | 5 |
| MURCIA | 4 | 1 | 3 | 0 | - | 2 | 0 | 2 | 2 | 0 | - | 0 | 4 | 3 | 5 | 0 | - | 2 |
| NAVARRA | 0 | 1 | 1 | 0 | - | 0 | 0 | 2 | 2 | 0 | - | 0 | 0 | 3 | 3 | 0 | - | 0 |
| PAÍS VASCO | 1 | 0 | 0 | 0 | - | 1 | 14 | 3 | 1 | 0 | - | 16 | 15 | 3 | 1 | 0 | - | 17 |
| ARABA/ÁLAVA | 0 | 0 | 0 | 0 | - | 0 | 0 | 0 | 0 | 0 | - | 0 | 0 | 0 | 0 | 0 | - | 0 |
| GIPUZKOA | 1 | 0 | 0 | 0 | - | 1 | 14 | 2 | 0 | 0 | - | 16 | 15 | 2 | 0 | 0 | - | 17 |
| BIZKAIA | 0 | 0 | 0 | 0 | - | 0 | 0 | 1 | 1 | 0 | - | 0 | 0 | 1 | 1 | 0 | - | 0 |
| LA RIOJA | 0 | 0 | 0 | 0 | - | 0 | 0 | 0 | 0 | 0 | - | 0 | 0 | 0 | 0 | 0 | - | 0 |
| CEUTA | 0 | 6 | 2 | 0 | - | 4 | 0 | 1 | 1 | 0 | - | 0 | 0 | 7 | 3 | 0 | - | 4 |
| MELILLA | 12 | 22 | 22 | 18 | 81,82 | 12 | 0 | 0 | 0 | 0 | - | 0 | 12 | 22 | 22 | 18 | 81,82 | 12 |
| TOTAL ESTADO | 56 | 87 | 96 | 31 | 32,29 | 47 | 61 | 73 | 82 | 19 | 23,17 | 52 | 117 | 160 | 178 | 50 | 28,09 | 99 |

2c REVISIONES DE OFICIO E INSTANCIA DE PARTE: DATOS DE LA GESTIÓN MENSUAL Y ANUAL

**PRESTACIONES DEL REAL DECRETO 383/1984, DE 1 DE FEBRERO (LISMI)
REVISIONES DE OFICIO E INSTANCIA DE PARTE EFECTUADAS DE SGIM
DATOS DE GESTIÓN CORRESPONDIENTES AL MES DE MARZO DE 2013**

| CC.AA. Y/O PROVINCIAS | REVISIONES EFECTUADAS | | | | CAUSAS DE EXTINCIÓN DEL DERECHO | | | | | | |
|-----------------------------|-----------------------|----------------------|--------------|-------|---------------------------------|---------------------|----------------------------|-----------------------|---------------|-------------------|-------|
| | Modifica. Cuantía | Extinción Derecho | Suspensión | | TOTAL | Recursos Propios | Prestación Incompatible | Pérdida Residencia | Fallecimiento | Grado y Baremo | TOTAL |
| | | | Act. Laboral | Otras | | | | | | | |
| ANDALUCÍA | 0 | 52 | 0 | 0 | 52 | 26 | 12 | 0 | 14 | 0 | 52 |
| ALMERÍA | 0 | 11 | 0 | 0 | 11 | 7 | 1 | 0 | 3 | 0 | 11 |
| CÁDIZ | 0 | 1 | 0 | 0 | 1 | 1 | 0 | 0 | 0 | 0 | 1 |
| CÓRDOBA | 0 | 2 | 0 | 0 | 2 | 0 | 1 | 0 | 1 | 0 | 2 |
| GRANADA | 0 | 3 | 0 | 0 | 3 | 1 | 1 | 0 | 1 | 0 | 3 |
| HUELVA | 0 | 3 | 0 | 0 | 3 | 1 | 1 | 0 | 1 | 0 | 3 |
| JAÉN | 0 | 3 | 0 | 0 | 3 | 0 | 2 | 0 | 1 | 0 | 3 |
| MÁLAGA | 0 | 25 | 0 | 0 | 25 | 15 | 4 | 0 | 6 | 0 | 25 |
| SEVILLA | 0 | 4 | 0 | 0 | 4 | 1 | 2 | 0 | 1 | 0 | 4 |
| ARAGÓN | 0 | 1 | 0 | 0 | 1 | 0 | 1 | 0 | 0 | 0 | 1 |
| HUESCA | 0 | 0 | 0 | 0 | 0 | 0 | 0 | 0 | 0 | 0 | 0 |
| TERUEL | 0 | 1 | 0 | 0 | 1 | 0 | 1 | 0 | 0 | 0 | 1 |
| ZARAGOZA | 0 | 0 | 0 | 0 | 0 | 0 | 0 | 0 | 0 | 0 | 0 |
| ASTURIAS | 0 | 12 | 0 | 0 | 12 | 0 | 10 | 0 | 2 | 0 | 12 |
| ILLES BALEARS | 0 | 2 | 0 | 0 | 2 | 0 | 0 | 0 | 2 | 0 | 2 |
| CANARIAS | 0 | 1 | 0 | 0 | 1 | 0 | 1 | 0 | 0 | 0 | 1 |
| LAS PALMAS | 0 | 1 | 0 | 0 | 1 | 0 | 1 | 0 | 0 | 0 | 1 |
| S.C. TENERIFE | 0 | 0 | 0 | 0 | 0 | 0 | 0 | 0 | 0 | 0 | 0 |
| CANTABRIA | 0 | 0 | 0 | 0 | 0 | 0 | 0 | 0 | 0 | 0 | 0 |
| CASTILLA Y LEÓN | 0 | 30 | 0 | 0 | 30 | 6 | 14 | 0 | 10 | 0 | 30 |
| ÁVILA | 0 | 0 | 0 | 0 | 0 | 0 | 0 | 0 | 0 | 0 | 0 |
| BURGOS | 0 | 6 | 0 | 0 | 6 | 2 | 0 | 0 | 4 | 0 | 6 |
| LEÓN | 0 | 9 | 0 | 0 | 9 | 0 | 9 | 0 | 0 | 0 | 9 |
| PALENCIA | 0 | 2 | 0 | 0 | 2 | 1 | 0 | 0 | 1 | 0 | 2 |
| SALAMANCA | 0 | 1 | 0 | 0 | 1 | 0 | 1 | 0 | 0 | 0 | 1 |
| SEGOVIA | 0 | 0 | 0 | 0 | 0 | 0 | 0 | 0 | 0 | 0 | 0 |
| SORIA | 0 | 3 | 0 | 0 | 3 | 0 | 3 | 0 | 0 | 0 | 3 |
| VALLADOLID | 0 | 7 | 0 | 0 | 7 | 3 | 1 | 0 | 3 | 0 | 7 |
| ZAMORA | 0 | 2 | 0 | 0 | 2 | 0 | 0 | 0 | 2 | 0 | 2 |
| CASTILLA-LA MANCHA | 0 | 7 | 0 | 0 | 7 | 0 | 5 | 0 | 2 | 0 | 7 |
| ALBACETE | 0 | 3 | 0 | 0 | 3 | 0 | 2 | 0 | 1 | 0 | 3 |
| CIUDAD REAL | 0 | 3 | 0 | 0 | 3 | 0 | 3 | 0 | 0 | 0 | 3 |
| CUENCA | 0 | 0 | 0 | 0 | 0 | 0 | 0 | 0 | 0 | 0 | 0 |
| GUADALAJARA | 0 | 1 | 0 | 0 | 1 | 0 | 0 | 0 | 1 | 0 | 1 |
| TOLEDO | 0 | 0 | 0 | 0 | 0 | 0 | 0 | 0 | 0 | 0 | 0 |

(Continúa al dorso)

| CC.AA. Y/O PROVINCIAS | REVISIONES EFECTUADAS | | | | CAUSAS DE EXTINCIÓN DEL DERECHO | | | | | | |
|-----------------------------|-----------------------|----------------------|--------------|----------|---------------------------------|---------------------|----------------------------|-----------------------|---------------|-------------------|------------|
| | Modifica. Cuantía | Extinción Derecho | Suspensión | | TOTAL | Recursos Propios | Prestación Incompatible | Pérdida Residencia | Fallecimiento | Grado y Baremo | TOTAL |
| | | | Act. Laboral | Otras | | | | | | | |
| CATALUNYA | 0 | 0 | 0 | 0 | 0 | 0 | 0 | 0 | 0 | 0 | 0 |
| BARCELONA | 0 | 0 | 0 | 0 | 0 | 0 | 0 | 0 | 0 | 0 | 0 |
| GIRONA | 0 | 0 | 0 | 0 | 0 | 0 | 0 | 0 | 0 | 0 | 0 |
| LLEIDA | 0 | 0 | 0 | 0 | 0 | 0 | 0 | 0 | 0 | 0 | 0 |
| TARRAGONA | 0 | 0 | 0 | 0 | 0 | 0 | 0 | 0 | 0 | 0 | 0 |
| COMUNIDAD VALENCIANA | 0 | 28 | 0 | 0 | 28 | 2 | 14 | 0 | 12 | 0 | 28 |
| ALICANTE | 0 | 22 | 0 | 0 | 22 | 0 | 12 | 0 | 10 | 0 | 22 |
| CASTELLÓN | 0 | 0 | 0 | 0 | 0 | 0 | 0 | 0 | 0 | 0 | 0 |
| VALENCIA | 0 | 6 | 0 | 0 | 6 | 2 | 2 | 0 | 2 | 0 | 6 |
| EXTREMADURA | 0 | 14 | 0 | 0 | 14 | 0 | 10 | 0 | 4 | 0 | 14 |
| BADAJOZ | 0 | 5 | 0 | 0 | 5 | 0 | 1 | 0 | 4 | 0 | 5 |
| CÁCERES | 0 | 9 | 0 | 0 | 9 | 0 | 9 | 0 | 0 | 0 | 9 |
| GALICIA | 0 | 3 | 0 | 0 | 3 | 0 | 1 | 0 | 2 | 0 | 3 |
| A CORUÑA | 0 | 0 | 0 | 0 | 0 | 0 | 0 | 0 | 0 | 0 | 0 |
| LUGO | 0 | 1 | 0 | 0 | 1 | 0 | 1 | 0 | 0 | 0 | 1 |
| OURENSE | 0 | 1 | 0 | 0 | 1 | 0 | 0 | 0 | 1 | 0 | 1 |
| PONTEVEDRA | 0 | 1 | 0 | 0 | 1 | 0 | 0 | 0 | 1 | 0 | 1 |
| MADRID | 0 | 10 | 0 | 0 | 10 | 0 | 4 | 0 | 6 | 0 | 10 |
| MURCIA | 5 | 28 | 0 | 0 | 33 | 1 | 22 | 0 | 5 | 0 | 28 |
| NAVARRA | 0 | 0 | 0 | 0 | 0 | 0 | 0 | 0 | 0 | 0 | 0 |
| PAÍS VASCO | 0 | 3 | 0 | 0 | 3 | 0 | 1 | 0 | 2 | 0 | 3 |
| ARABA/ÁLAVA | 0 | 2 | 0 | 0 | 2 | 0 | 1 | 0 | 1 | 0 | 2 |
| GIPUZKOA | 0 | 0 | 0 | 0 | 0 | 0 | 0 | 0 | 0 | 0 | 0 |
| BIZKAIA | 0 | 1 | 0 | 0 | 1 | 0 | 0 | 0 | 1 | 0 | 1 |
| LA RIOJA | 0 | 1 | 0 | 0 | 1 | 0 | 1 | 0 | 0 | 0 | 1 |
| CEUTA | 0 | 0 | 0 | 0 | 0 | 0 | 0 | 0 | 0 | 0 | 0 |
| MELILLA | 1 | 0 | 0 | 0 | 1 | 0 | 0 | 0 | 0 | 0 | 0 |
| TOTAL ESTADO | 6 | 192 | 0 | 0 | 198 | 35 | 96 | 0 | 61 | 0 | 192 |

**PRESTACIONES DEL REAL DECRETO 383/1984, DE 1 DE FEBRERO (LISMI)
REVISIONES DE OFICIO E INSTANCIA DE PARTE EFECTUADAS EN SATP
DATOS DE GESTIÓN CORRESPONDIENTES AL MES DE MARZO DE 2013**

| CC.AA. Y/O PROVINCIAS | REVISIONES EFECTUADAS | | | CAUSAS DE EXTINCIÓN DEL DERECHO | | | | | | | |
|-----------------------------|-----------------------|------------|-------|---------------------------------|----------------------------|-------------------|-----------------------|---------------|-------------------|--------------|-------|
| | Extinción Derecho | Suspensión | TOTAL | Recursos Propios | Prestación Incompatible | Ingreso Centro | Pérdida Residencia | Fallecimiento | Grado y Baremo | Alta S.S. | TOTAL |
| | ANDALUCÍA | 9 | 0 | 9 | 3 | 3 | 0 | 0 | 3 | 0 | 0 |
| ALMERÍA | 3 | 0 | 3 | 2 | 0 | 0 | 0 | 1 | 0 | 0 | 3 |
| CÁDIZ | 0 | 0 | 0 | 0 | 0 | 0 | 0 | 0 | 0 | 0 | 0 |
| CÓRDOBA | 0 | 0 | 0 | 0 | 0 | 0 | 0 | 0 | 0 | 0 | 0 |
| GRANADA | 1 | 0 | 1 | 0 | 0 | 0 | 0 | 1 | 0 | 0 | 1 |
| HUELVA | 0 | 0 | 0 | 0 | 0 | 0 | 0 | 0 | 0 | 0 | 0 |
| JAÉN | 1 | 0 | 1 | 0 | 1 | 0 | 0 | 0 | 0 | 0 | 1 |
| MÁLAGA | 4 | 0 | 4 | 1 | 2 | 0 | 0 | 1 | 0 | 0 | 4 |
| SEVILLA | 0 | 0 | 0 | 0 | 0 | 0 | 0 | 0 | 0 | 0 | 0 |
| ARAGÓN | 0 | 0 | 0 | 0 | 0 | 0 | 0 | 0 | 0 | 0 | 0 |
| HUESCA | 0 | 0 | 0 | 0 | 0 | 0 | 0 | 0 | 0 | 0 | 0 |
| TERUEL | 0 | 0 | 0 | 0 | 0 | 0 | 0 | 0 | 0 | 0 | 0 |
| ZARAGOZA | 0 | 0 | 0 | 0 | 0 | 0 | 0 | 0 | 0 | 0 | 0 |
| ASTURIAS | 0 | 0 | 0 | 0 | 0 | 0 | 0 | 0 | 0 | 0 | 0 |
| ILLES BALEARS | 0 | 0 | 0 | 0 | 0 | 0 | 0 | 0 | 0 | 0 | 0 |
| CANARIAS | 0 | 0 | 0 | 0 | 0 | 0 | 0 | 0 | 0 | 0 | 0 |
| LAS PALMAS | 0 | 0 | 0 | 0 | 0 | 0 | 0 | 0 | 0 | 0 | 0 |
| S.C. TENERIFE | 0 | 0 | 0 | 0 | 0 | 0 | 0 | 0 | 0 | 0 | 0 |
| CANTABRIA | 0 | 0 | 0 | 0 | 0 | 0 | 0 | 0 | 0 | 0 | 0 |
| CASTILLA Y LEÓN | 1 | 0 | 1 | 1 | 0 | 0 | 0 | 0 | 0 | 0 | 1 |
| ÁVILA | 0 | 0 | 0 | 0 | 0 | 0 | 0 | 0 | 0 | 0 | 0 |
| BURGOS | 0 | 0 | 0 | 0 | 0 | 0 | 0 | 0 | 0 | 0 | 0 |
| LEÓN | 0 | 0 | 0 | 0 | 0 | 0 | 0 | 0 | 0 | 0 | 0 |
| PALENCIA | 0 | 0 | 0 | 0 | 0 | 0 | 0 | 0 | 0 | 0 | 0 |
| SALAMANCA | 0 | 0 | 0 | 0 | 0 | 0 | 0 | 0 | 0 | 0 | 0 |
| SEGOVIA | 0 | 0 | 0 | 0 | 0 | 0 | 0 | 0 | 0 | 0 | 0 |
| SORIA | 0 | 0 | 0 | 0 | 0 | 0 | 0 | 0 | 0 | 0 | 0 |
| VALLADOLID | 0 | 0 | 0 | 0 | 0 | 0 | 0 | 0 | 0 | 0 | 0 |
| ZAMORA | 1 | 0 | 1 | 1 | 0 | 0 | 0 | 0 | 0 | 0 | 1 |
| CASTILLA-LA MANCHA | 2 | 0 | 2 | 0 | 2 | 0 | 0 | 0 | 0 | 0 | 2 |
| ALBACETE | 0 | 0 | 0 | 0 | 0 | 0 | 0 | 0 | 0 | 0 | 0 |
| CIUDAD REAL | 2 | 0 | 2 | 0 | 2 | 0 | 0 | 0 | 0 | 0 | 2 |
| CUENCA | 0 | 0 | 0 | 0 | 0 | 0 | 0 | 0 | 0 | 0 | 0 |
| GUADALAJARA | 0 | 0 | 0 | 0 | 0 | 0 | 0 | 0 | 0 | 0 | 0 |
| TOLEDO | 0 | 0 | 0 | 0 | 0 | 0 | 0 | 0 | 0 | 0 | 0 |

(Continúa al dorso)

| CC.AA. Y/O PROVINCIAS | REVISIONES EFECTUADAS | | | CAUSAS DE EXTINCIÓN DEL DERECHO | | | | | | | |
|-----------------------------|-----------------------|------------|-----------|---------------------------------|----------------------------|-------------------|-----------------------|---------------|-------------------|--------------|-----------|
| | Extinción Derecho | Suspensión | TOTAL | Recursos Propios | Prestación Incompatible | Ingreso Centro | Pérdida Residencia | Fallecimiento | Grado y Baremo | Alta S.S. | TOTAL |
| CATALUNYA | 0 | 0 | 0 | 0 | 0 | 0 | 0 | 0 | 0 | 0 | 0 |
| BARCELONA | 0 | 0 | 0 | 0 | 0 | 0 | 0 | 0 | 0 | 0 | 0 |
| GIRONA | 0 | 0 | 0 | 0 | 0 | 0 | 0 | 0 | 0 | 0 | 0 |
| LLEIDA | 0 | 0 | 0 | 0 | 0 | 0 | 0 | 0 | 0 | 0 | 0 |
| TARRAGONA | 0 | 0 | 0 | 0 | 0 | 0 | 0 | 0 | 0 | 0 | 0 |
| COMUNIDAD VALENCIANA | 1 | 0 | 1 | 1 | 0 | 0 | 0 | 0 | 0 | 0 | 1 |
| ALICANTE | 1 | 0 | 1 | 1 | 0 | 0 | 0 | 0 | 0 | 0 | 1 |
| CASTELLÓN | 0 | 0 | 0 | 0 | 0 | 0 | 0 | 0 | 0 | 0 | 0 |
| VALENCIA | 0 | 0 | 0 | 0 | 0 | 0 | 0 | 0 | 0 | 0 | 0 |
| EXTREMADURA | 0 | 0 | 0 | 0 | 0 | 0 | 0 | 0 | 0 | 0 | 0 |
| BADAJOS | 0 | 0 | 0 | 0 | 0 | 0 | 0 | 0 | 0 | 0 | 0 |
| CÁCERES | 0 | 0 | 0 | 0 | 0 | 0 | 0 | 0 | 0 | 0 | 0 |
| GALICIA | 1 | 0 | 1 | 0 | 0 | 0 | 0 | 1 | 0 | 0 | 1 |
| A CORUÑA | 0 | 0 | 0 | 0 | 0 | 0 | 0 | 0 | 0 | 0 | 0 |
| LUGO | 0 | 0 | 0 | 0 | 0 | 0 | 0 | 0 | 0 | 0 | 0 |
| OURENSE | 0 | 0 | 0 | 0 | 0 | 0 | 0 | 0 | 0 | 0 | 0 |
| PONTEVEDRA | 1 | 0 | 1 | 0 | 0 | 0 | 0 | 1 | 0 | 0 | 1 |
| MADRID | 3 | 0 | 3 | 0 | 2 | 0 | 0 | 1 | 0 | 0 | 3 |
| MURCIA | 2 | 0 | 2 | 0 | 2 | 0 | 0 | 0 | 0 | 0 | 2 |
| NAVARRA | 0 | 0 | 0 | 0 | 0 | 0 | 0 | 0 | 0 | 0 | 0 |
| PAÍS VASCO | 0 | 0 | 0 | 0 | 0 | 0 | 0 | 0 | 0 | 0 | 0 |
| ARABA/ÁLAVA | 0 | 0 | 0 | 0 | 0 | 0 | 0 | 0 | 0 | 0 | 0 |
| GIPUZKOA | 0 | 0 | 0 | 0 | 0 | 0 | 0 | 0 | 0 | 0 | 0 |
| BIZKAIA | 0 | 0 | 0 | 0 | 0 | 0 | 0 | 0 | 0 | 0 | 0 |
| LA RIOJA | 1 | 0 | 1 | 0 | 1 | 0 | 0 | 0 | 0 | 0 | 1 |
| CEUTA | 0 | 0 | 0 | 0 | 0 | 0 | 0 | 0 | 0 | 0 | 0 |
| MELILLA | 1 | 0 | 1 | 1 | 0 | 0 | 0 | 0 | 0 | 0 | 1 |
| TOTAL ESTADO | 21 | 0 | 21 | 6 | 10 | 0 | 0 | 5 | 0 | 0 | 21 |

**PRESTACIONES DEL REAL DECRETO 383/1984, DE 1 DE FEBRERO (LISMI)
REVISIONES DE OFICIO E INSTANCIA DE PARTE EFECTUADAS EN SMTGT
DATOS DE GESTIÓN CORRESPONDIENTES AL MES DE MARZO DE 2013**

| CC.AA. Y/O PROVINCIAS | REVISIONES EFECTUADAS | | | CAUSAS DE EXTINCIÓN DEL DERECHO | | | | | | | | |
|-----------------------------|-----------------------|------------|-------|---------------------------------|------------------------|----------------------------|-------------------|-----------------------|---------------|-------------------|--------------|-------|
| | Extinción Derecho | Suspensión | TOTAL | Recursos Propios | Recursos Familiares | Prestación Incompatible | Ingreso Centro | Pérdida Residencia | Fallecimiento | Grado y Baremo | Alta S.S. | TOTAL |
| | ANDALUCÍA | 3 | 0 | 3 | 0 | 0 | 1 | 0 | 0 | 2 | 0 | 0 |
| ALMERÍA | 1 | 0 | 1 | 0 | 0 | 0 | 0 | 0 | 1 | 0 | 0 | 1 |
| CÁDIZ | 0 | 0 | 0 | 0 | 0 | 0 | 0 | 0 | 0 | 0 | 0 | 0 |
| CÓRDOBA | 0 | 0 | 0 | 0 | 0 | 0 | 0 | 0 | 0 | 0 | 0 | 0 |
| GRANADA | 1 | 0 | 1 | 0 | 0 | 0 | 0 | 0 | 1 | 0 | 0 | 1 |
| HUELVA | 0 | 0 | 0 | 0 | 0 | 0 | 0 | 0 | 0 | 0 | 0 | 0 |
| JAÉN | 0 | 0 | 0 | 0 | 0 | 0 | 0 | 0 | 0 | 0 | 0 | 0 |
| MÁLAGA | 1 | 0 | 1 | 0 | 0 | 1 | 0 | 0 | 0 | 0 | 0 | 1 |
| SEVILLA | 0 | 0 | 0 | 0 | 0 | 0 | 0 | 0 | 0 | 0 | 0 | 0 |
| ARAGÓN | 0 | 0 | 0 | 0 | 0 | 0 | 0 | 0 | 0 | 0 | 0 | 0 |
| HUESCA | 0 | 0 | 0 | 0 | 0 | 0 | 0 | 0 | 0 | 0 | 0 | 0 |
| TERUEL | 0 | 0 | 0 | 0 | 0 | 0 | 0 | 0 | 0 | 0 | 0 | 0 |
| ZARAGOZA | 0 | 0 | 0 | 0 | 0 | 0 | 0 | 0 | 0 | 0 | 0 | 0 |
| ASTURIAS | 0 | 0 | 0 | 0 | 0 | 0 | 0 | 0 | 0 | 0 | 0 | 0 |
| ILLES BALEARS | 1 | 0 | 1 | 0 | 0 | 0 | 0 | 0 | 1 | 0 | 0 | 1 |
| CANARIAS | 0 | 0 | 0 | 0 | 0 | 0 | 0 | 0 | 0 | 0 | 0 | 0 |
| LAS PALMAS | 0 | 0 | 0 | 0 | 0 | 0 | 0 | 0 | 0 | 0 | 0 | 0 |
| S.C. TENERIFE | 0 | 0 | 0 | 0 | 0 | 0 | 0 | 0 | 0 | 0 | 0 | 0 |
| CANTABRIA | 0 | 0 | 0 | 0 | 0 | 0 | 0 | 0 | 0 | 0 | 0 | 0 |
| CASTILLA Y LEÓN | 1 | 0 | 1 | 1 | 0 | 0 | 0 | 0 | 0 | 0 | 0 | 1 |
| ÁVILA | 0 | 0 | 0 | 0 | 0 | 0 | 0 | 0 | 0 | 0 | 0 | 0 |
| BURGOS | 0 | 0 | 0 | 0 | 0 | 0 | 0 | 0 | 0 | 0 | 0 | 0 |
| LEÓN | 0 | 0 | 0 | 0 | 0 | 0 | 0 | 0 | 0 | 0 | 0 | 0 |
| PALENCIA | 0 | 0 | 0 | 0 | 0 | 0 | 0 | 0 | 0 | 0 | 0 | 0 |
| SALAMANCA | 0 | 0 | 0 | 0 | 0 | 0 | 0 | 0 | 0 | 0 | 0 | 0 |
| SEGOVIA | 0 | 0 | 0 | 0 | 0 | 0 | 0 | 0 | 0 | 0 | 0 | 0 |
| SORIA | 0 | 0 | 0 | 0 | 0 | 0 | 0 | 0 | 0 | 0 | 0 | 0 |
| VALLADOLID | 0 | 0 | 0 | 0 | 0 | 0 | 0 | 0 | 0 | 0 | 0 | 0 |
| ZAMORA | 1 | 0 | 1 | 1 | 0 | 0 | 0 | 0 | 0 | 0 | 0 | 1 |
| CASTILLA-LA MANCHA | 0 | 0 | 0 | 0 | 0 | 0 | 0 | 0 | 0 | 0 | 0 | 0 |
| ALBACETE | 0 | 0 | 0 | 0 | 0 | 0 | 0 | 0 | 0 | 0 | 0 | 0 |
| CIUDAD REAL | 0 | 0 | 0 | 0 | 0 | 0 | 0 | 0 | 0 | 0 | 0 | 0 |
| CUENCA | 0 | 0 | 0 | 0 | 0 | 0 | 0 | 0 | 0 | 0 | 0 | 0 |
| GUADALAJARA | 0 | 0 | 0 | 0 | 0 | 0 | 0 | 0 | 0 | 0 | 0 | 0 |
| TOLEDO | 0 | 0 | 0 | 0 | 0 | 0 | 0 | 0 | 0 | 0 | 0 | 0 |

(Continúa al dorso)

| CC.AA. Y/O PROVINCIAS | REVISIONES EFECTUADAS | | | CAUSAS DE EXTINCIÓN DEL DERECHO | | | | | | | | |
|-----------------------------|-----------------------|------------|-----------|---------------------------------|------------------------|----------------------------|-------------------|-----------------------|---------------|-------------------|--------------|-----------|
| | Extinción Derecho | Suspensión | TOTAL | Recursos Propios | Recursos Familiares | Prestación Incompatible | Ingreso Centro | Pérdida Residencia | Fallecimiento | Grado y Baremo | Alta S.S. | TOTAL |
| CATALUNYA | 0 | 0 | 0 | 0 | 0 | 0 | 0 | 0 | 0 | 0 | 0 | 0 |
| BARCELONA | 0 | 0 | 0 | 0 | 0 | 0 | 0 | 0 | 0 | 0 | 0 | 0 |
| GIRONA | 0 | 0 | 0 | 0 | 0 | 0 | 0 | 0 | 0 | 0 | 0 | 0 |
| LLEIDA | 0 | 0 | 0 | 0 | 0 | 0 | 0 | 0 | 0 | 0 | 0 | 0 |
| TARRAGONA | 0 | 0 | 0 | 0 | 0 | 0 | 0 | 0 | 0 | 0 | 0 | 0 |
| COMUNIDAD VALENCIANA | 0 | 0 | 0 | 0 | 0 | 0 | 0 | 0 | 0 | 0 | 0 | 0 |
| ALICANTE | 0 | 0 | 0 | 0 | 0 | 0 | 0 | 0 | 0 | 0 | 0 | 0 |
| CASTELLÓN | 0 | 0 | 0 | 0 | 0 | 0 | 0 | 0 | 0 | 0 | 0 | 0 |
| VALENCIA | 0 | 0 | 0 | 0 | 0 | 0 | 0 | 0 | 0 | 0 | 0 | 0 |
| EXTREMADURA | 2 | 1 | 3 | 0 | 0 | 0 | 0 | 0 | 2 | 0 | 0 | 2 |
| BADAJOS | 2 | 1 | 3 | 0 | 0 | 0 | 0 | 0 | 2 | 0 | 0 | 2 |
| CÁCERES | 0 | 0 | 0 | 0 | 0 | 0 | 0 | 0 | 0 | 0 | 0 | 0 |
| GALICIA | 0 | 0 | 0 | 0 | 0 | 0 | 0 | 0 | 0 | 0 | 0 | 0 |
| A CORUÑA | 0 | 0 | 0 | 0 | 0 | 0 | 0 | 0 | 0 | 0 | 0 | 0 |
| LUGO | 0 | 0 | 0 | 0 | 0 | 0 | 0 | 0 | 0 | 0 | 0 | 0 |
| OURENSE | 0 | 0 | 0 | 0 | 0 | 0 | 0 | 0 | 0 | 0 | 0 | 0 |
| PONTEVEDRA | 0 | 0 | 0 | 0 | 0 | 0 | 0 | 0 | 0 | 0 | 0 | 0 |
| MADRID | 1 | 0 | 1 | 0 | 0 | 0 | 0 | 0 | 1 | 0 | 0 | 1 |
| MURCIA | 1 | 0 | 1 | 0 | 0 | 0 | 0 | 0 | 1 | 0 | 0 | 1 |
| NAVARRA | 0 | 0 | 0 | 0 | 0 | 0 | 0 | 0 | 0 | 0 | 0 | 0 |
| PAÍS VASCO | 0 | 0 | 0 | 0 | 0 | 0 | 0 | 0 | 0 | 0 | 0 | 0 |
| ARABA/ÁLAVA | 0 | 0 | 0 | 0 | 0 | 0 | 0 | 0 | 0 | 0 | 0 | 0 |
| GIPUZKOA | 0 | 0 | 0 | 0 | 0 | 0 | 0 | 0 | 0 | 0 | 0 | 0 |
| BIZKAIA | 0 | 0 | 0 | 0 | 0 | 0 | 0 | 0 | 0 | 0 | 0 | 0 |
| LA RIOJA | 0 | 0 | 0 | 0 | 0 | 0 | 0 | 0 | 0 | 0 | 0 | 0 |
| CEUTA | 1 | 0 | 1 | 0 | 0 | 0 | 0 | 0 | 1 | 0 | 0 | 1 |
| MELILLA | 4 | 2 | 6 | 0 | 2 | 0 | 0 | 0 | 2 | 0 | 0 | 4 |
| TOTAL ESTADO | 14 | 3 | 17 | 1 | 2 | 1 | 0 | 0 | 10 | 0 | 0 | 14 |

**PRESTACIONES DEL REAL DECRETO 383/1984, DE 1 DE FEBRERO (LISMI)
REVISIONES DE OFICIO E INSTANCIA DE PARTE EFECTUADAS EN ASPF
DATOS DE GESTIÓN CORRESPONDIENTES AL MES DE MARZO DE 2013**

| CC.AA. Y/O PROVINCIAS | REVISIONES EFECTUADAS | | | CAUSAS DE EXTINCIÓN DEL DERECHO | | | | | |
|-----------------------------|-----------------------|------------|-------|---------------------------------|-----------------------|---------------|-------------------|--------------|-------|
| | Extinción Derecho | Suspensión | TOTAL | Prestación Incompatible | Pérdida Residencia | Fallecimiento | Grado y Baremo | Alta S.S. | TOTAL |
| ANDALUCÍA | 6 | 0 | 6 | 1 | 0 | 5 | 0 | 0 | 6 |
| ALMERÍA | 1 | 0 | 1 | 0 | 0 | 1 | 0 | 0 | 1 |
| CÁDIZ | 0 | 0 | 0 | 0 | 0 | 0 | 0 | 0 | 0 |
| CÓRDOBA | 0 | 0 | 0 | 0 | 0 | 0 | 0 | 0 | 0 |
| GRANADA | 1 | 0 | 1 | 0 | 0 | 1 | 0 | 0 | 1 |
| HUELVA | 0 | 0 | 0 | 0 | 0 | 0 | 0 | 0 | 0 |
| JAÉN | 0 | 0 | 0 | 0 | 0 | 0 | 0 | 0 | 0 |
| MÁLAGA | 4 | 0 | 4 | 1 | 0 | 3 | 0 | 0 | 4 |
| SEVILLA | 0 | 0 | 0 | 0 | 0 | 0 | 0 | 0 | 0 |
| ARAGÓN | 0 | 0 | 0 | 0 | 0 | 0 | 0 | 0 | 0 |
| HUESCA | 0 | 0 | 0 | 0 | 0 | 0 | 0 | 0 | 0 |
| TERUEL | 0 | 0 | 0 | 0 | 0 | 0 | 0 | 0 | 0 |
| ZARAGOZA | 0 | 0 | 0 | 0 | 0 | 0 | 0 | 0 | 0 |
| ASTURIAS | 4 | 0 | 4 | 2 | 0 | 1 | 1 | 0 | 4 |
| ILLES BALEARS | 0 | 0 | 0 | 0 | 0 | 0 | 0 | 0 | 0 |
| CANARIAS | 0 | 0 | 0 | 0 | 0 | 0 | 0 | 0 | 0 |
| LAS PALMAS | 0 | 0 | 0 | 0 | 0 | 0 | 0 | 0 | 0 |
| S.C. TENERIFE | 0 | 0 | 0 | 0 | 0 | 0 | 0 | 0 | 0 |
| CANTABRIA | 0 | 0 | 0 | 0 | 0 | 0 | 0 | 0 | 0 |
| CASTILLA Y LEÓN | 64 | 0 | 64 | 58 | 0 | 5 | 0 | 1 | 64 |
| ÁVILA | 1 | 0 | 1 | 0 | 0 | 0 | 0 | 1 | 1 |
| BURGOS | 0 | 0 | 0 | 0 | 0 | 0 | 0 | 0 | 0 |
| LEÓN | 0 | 0 | 0 | 0 | 0 | 0 | 0 | 0 | 0 |
| PALENCIA | 0 | 0 | 0 | 0 | 0 | 0 | 0 | 0 | 0 |
| SALAMANCA | 63 | 0 | 63 | 58 | 0 | 5 | 0 | 0 | 63 |
| SEGOVIA | 0 | 0 | 0 | 0 | 0 | 0 | 0 | 0 | 0 |
| SORIA | 0 | 0 | 0 | 0 | 0 | 0 | 0 | 0 | 0 |
| VALLADOLID | 0 | 0 | 0 | 0 | 0 | 0 | 0 | 0 | 0 |
| ZAMORA | 0 | 0 | 0 | 0 | 0 | 0 | 0 | 0 | 0 |
| CASTILLA-LA MANCHA | 1 | 0 | 1 | 0 | 0 | 1 | 0 | 0 | 1 |
| ALBACETE | 0 | 0 | 0 | 0 | 0 | 0 | 0 | 0 | 0 |
| CIUDAD REAL | 0 | 0 | 0 | 0 | 0 | 0 | 0 | 0 | 0 |
| CUENCA | 0 | 0 | 0 | 0 | 0 | 0 | 0 | 0 | 0 |
| GUADALAJARA | 1 | 0 | 1 | 0 | 0 | 1 | 0 | 0 | 1 |
| TOLEDO | 0 | 0 | 0 | 0 | 0 | 0 | 0 | 0 | 0 |

(Continúa al dorso)

| CC.AA. Y/O PROVINCIAS | REVISIONES EFECTUADAS | | | CAUSAS DE EXTINCIÓN DEL DERECHO | | | | | |
|-----------------------------|-----------------------|------------|-----------|---------------------------------|-----------------------|---------------|-------------------|--------------|-----------|
| | Extinción Derecho | Suspensión | TOTAL | Prestación Incompatible | Pérdida Residencia | Fallecimiento | Grado y Baremo | Alta S.S. | TOTAL |
| CATALUNYA | 0 | 0 | 0 | 0 | 0 | 0 | 0 | 0 | 0 |
| BARCELONA | 0 | 0 | 0 | 0 | 0 | 0 | 0 | 0 | 0 |
| GIRONA | 0 | 0 | 0 | 0 | 0 | 0 | 0 | 0 | 0 |
| LLEIDA | 0 | 0 | 0 | 0 | 0 | 0 | 0 | 0 | 0 |
| TARRAGONA | 0 | 0 | 0 | 0 | 0 | 0 | 0 | 0 | 0 |
| COMUNIDAD VALENCIANA | 0 | 0 | 0 | 0 | 0 | 0 | 0 | 0 | 0 |
| ALICANTE | 0 | 0 | 0 | 0 | 0 | 0 | 0 | 0 | 0 |
| CASTELLÓN | 0 | 0 | 0 | 0 | 0 | 0 | 0 | 0 | 0 |
| VALENCIA | 0 | 0 | 0 | 0 | 0 | 0 | 0 | 0 | 0 |
| EXTREMADURA | 2 | 0 | 2 | 0 | 0 | 2 | 0 | 0 | 2 |
| BADAJOS | 2 | 0 | 2 | 0 | 0 | 2 | 0 | 0 | 2 |
| CÁCERES | 0 | 0 | 0 | 0 | 0 | 0 | 0 | 0 | 0 |
| GALICIA | 1 | 0 | 1 | 1 | 0 | 0 | 0 | 0 | 1 |
| A CORUÑA | 0 | 0 | 0 | 0 | 0 | 0 | 0 | 0 | 0 |
| LUGO | 0 | 0 | 0 | 0 | 0 | 0 | 0 | 0 | 0 |
| OURENSE | 1 | 0 | 1 | 1 | 0 | 0 | 0 | 0 | 1 |
| PONTEVEDRA | 0 | 0 | 0 | 0 | 0 | 0 | 0 | 0 | 0 |
| MADRID | 6 | 0 | 6 | 1 | 0 | 5 | 0 | 0 | 6 |
| MURCIA | 0 | 0 | 0 | 0 | 0 | 0 | 0 | 0 | 0 |
| NAVARRA | 0 | 0 | 0 | 0 | 0 | 0 | 0 | 0 | 0 |
| PAÍS VASCO | 1 | 0 | 1 | 1 | 0 | 0 | 0 | 0 | 1 |
| ARABA/ÁLAVA | 1 | 0 | 1 | 1 | 0 | 0 | 0 | 0 | 1 |
| GIPUZKOA | 0 | 0 | 0 | 0 | 0 | 0 | 0 | 0 | 0 |
| BIZKAIA | 0 | 0 | 0 | 0 | 0 | 0 | 0 | 0 | 0 |
| LA RIOJA | 0 | 0 | 0 | 0 | 0 | 0 | 0 | 0 | 0 |
| CEUTA | 0 | 0 | 0 | 0 | 0 | 0 | 0 | 0 | 0 |
| MELILLA | 0 | 0 | 0 | 0 | 0 | 0 | 0 | 0 | 0 |
| TOTAL ESTADO | 85 | 0 | 85 | 64 | 0 | 19 | 1 | 1 | 85 |

**PRESTACIONES DEL REAL DECRETO 383/1984, DE 1 DE FEBRERO (LISMI)
TOTAL REVISIONES DE OFICIO E INSTANCIA DE PARTE EFECTUADAS
DATOS DE GESTIÓN CORRESPONDIENTES AL MES DE MARZO DE 2013**

| CC.AA. Y/O PROVINCIAS | REVISIONES EFECTUADAS | | | | CAUSAS DE EXTINCIÓN DEL DERECHO | | | | | | | | | |
|-----------------------------|-----------------------|----------------------|--------------|-------|---------------------------------|---------------------|------------------------|----------------------------|-------------------|-----------------------|---------------|-------------------|--------------|-------|
| | Modifica. Cuantía | Extinción Derecho | Suspensión | | TOTAL | Recursos Propios | Recursos Familiares | Prestación Incompatible | Ingreso Centro | Pérdida Residencia | Fallecimiento | Grado y Baremo | Alta S.S. | TOTAL |
| | | | Act. Laboral | Otras | | | | | | | | | | |
| ANDALUCÍA | 0 | 70 | 0 | 0 | 70 | 29 | 0 | 17 | 0 | 0 | 24 | 0 | 0 | 70 |
| ALMERÍA | 0 | 16 | 0 | 0 | 16 | 9 | 0 | 1 | 0 | 0 | 6 | 0 | 0 | 16 |
| CÁDIZ | 0 | 1 | 0 | 0 | 1 | 1 | 0 | 0 | 0 | 0 | 0 | 0 | 0 | 1 |
| CÓRDOBA | 0 | 2 | 0 | 0 | 2 | 0 | 0 | 1 | 0 | 0 | 1 | 0 | 0 | 2 |
| GRANADA | 0 | 6 | 0 | 0 | 6 | 1 | 0 | 1 | 0 | 0 | 4 | 0 | 0 | 6 |
| HUELVA | 0 | 3 | 0 | 0 | 3 | 1 | 0 | 1 | 0 | 0 | 1 | 0 | 0 | 3 |
| JAÉN | 0 | 4 | 0 | 0 | 4 | 0 | 0 | 3 | 0 | 0 | 1 | 0 | 0 | 4 |
| MÁLAGA | 0 | 34 | 0 | 0 | 34 | 16 | 0 | 8 | 0 | 0 | 10 | 0 | 0 | 34 |
| SEVILLA | 0 | 4 | 0 | 0 | 4 | 1 | 0 | 2 | 0 | 0 | 1 | 0 | 0 | 4 |
| ARAGÓN | 0 | 1 | 0 | 0 | 1 | 0 | 0 | 1 | 0 | 0 | 0 | 0 | 0 | 1 |
| HUESCA | 0 | 0 | 0 | 0 | 0 | 0 | 0 | 0 | 0 | 0 | 0 | 0 | 0 | 0 |
| TERUEL | 0 | 1 | 0 | 0 | 1 | 0 | 0 | 1 | 0 | 0 | 0 | 0 | 0 | 1 |
| ZARAGOZA | 0 | 0 | 0 | 0 | 0 | 0 | 0 | 0 | 0 | 0 | 0 | 0 | 0 | 0 |
| ASTURIAS | 0 | 16 | 0 | 0 | 16 | 0 | 0 | 12 | 0 | 0 | 3 | 1 | 0 | 16 |
| ILLES BALEARS | 0 | 3 | 0 | 0 | 3 | 0 | 0 | 0 | 0 | 0 | 3 | 0 | 0 | 3 |
| CANARIAS | 0 | 1 | 0 | 0 | 1 | 0 | 0 | 1 | 0 | 0 | 0 | 0 | 0 | 1 |
| LAS PALMAS | 0 | 1 | 0 | 0 | 1 | 0 | 0 | 1 | 0 | 0 | 0 | 0 | 0 | 1 |
| S.C. TENERIFE | 0 | 0 | 0 | 0 | 0 | 0 | 0 | 0 | 0 | 0 | 0 | 0 | 0 | 0 |
| CANTABRIA | 0 | 0 | 0 | 0 | 0 | 0 | 0 | 0 | 0 | 0 | 0 | 0 | 0 | 0 |
| CASTILLA Y LEÓN | 0 | 96 | 0 | 0 | 96 | 8 | 0 | 72 | 0 | 0 | 15 | 0 | 1 | 96 |
| ÁVILA | 0 | 1 | 0 | 0 | 1 | 0 | 0 | 0 | 0 | 0 | 0 | 0 | 1 | 1 |
| BURGOS | 0 | 6 | 0 | 0 | 6 | 2 | 0 | 0 | 0 | 0 | 4 | 0 | 0 | 6 |
| LEÓN | 0 | 9 | 0 | 0 | 9 | 0 | 0 | 9 | 0 | 0 | 0 | 0 | 0 | 9 |
| PALENCIA | 0 | 2 | 0 | 0 | 2 | 1 | 0 | 0 | 0 | 0 | 1 | 0 | 0 | 2 |
| SALAMANCA | 0 | 64 | 0 | 0 | 64 | 0 | 0 | 59 | 0 | 0 | 5 | 0 | 0 | 64 |
| SEGOVIA | 0 | 0 | 0 | 0 | 0 | 0 | 0 | 0 | 0 | 0 | 0 | 0 | 0 | 0 |
| SORIA | 0 | 3 | 0 | 0 | 3 | 0 | 0 | 3 | 0 | 0 | 0 | 0 | 0 | 3 |
| VALLADOLID | 0 | 7 | 0 | 0 | 7 | 3 | 0 | 1 | 0 | 0 | 3 | 0 | 0 | 7 |
| ZAMORA | 0 | 4 | 0 | 0 | 4 | 2 | 0 | 0 | 0 | 0 | 2 | 0 | 0 | 4 |
| CASTILLA-LA MANCHA | 0 | 10 | 0 | 0 | 10 | 0 | 0 | 7 | 0 | 0 | 3 | 0 | 0 | 10 |
| ALBACETE | 0 | 3 | 0 | 0 | 3 | 0 | 0 | 2 | 0 | 0 | 1 | 0 | 0 | 3 |
| CIUDAD REAL | 0 | 5 | 0 | 0 | 5 | 0 | 0 | 5 | 0 | 0 | 0 | 0 | 0 | 5 |
| CUENCA | 0 | 0 | 0 | 0 | 0 | 0 | 0 | 0 | 0 | 0 | 0 | 0 | 0 | 0 |
| GUADALAJARA | 0 | 2 | 0 | 0 | 2 | 0 | 0 | 0 | 0 | 0 | 2 | 0 | 0 | 2 |
| TOLEDO | 0 | 0 | 0 | 0 | 0 | 0 | 0 | 0 | 0 | 0 | 0 | 0 | 0 | 0 |

(Continúa al dorso)

| CC.AA. Y/O PROVINCIAS | REVISIONES EFECTUADAS | | | | CAUSAS DE EXTINCIÓN DEL DERECHO | | | | | | | | | |
|-----------------------------|-----------------------|----------------------|--------------|----------|---------------------------------|---------------------|------------------------|----------------------------|-------------------|-----------------------|---------------|-------------------|--------------|------------|
| | Modifica. Cuantía | Extinción Derecho | Suspensión | | TOTAL | Recursos Propios | Recursos Familiares | Prestación Incompatible | Ingreso Centro | Pérdida Residencia | Fallecimiento | Grado y Baremo | Alta S.S. | TOTAL |
| | | | Act. Laboral | Otras | | | | | | | | | | |
| CATALUNYA | 0 | 0 | 0 | 0 | 0 | 0 | 0 | 0 | 0 | 0 | 0 | 0 | 0 | 0 |
| BARCELONA | 0 | 0 | 0 | 0 | 0 | 0 | 0 | 0 | 0 | 0 | 0 | 0 | 0 | 0 |
| GIRONA | 0 | 0 | 0 | 0 | 0 | 0 | 0 | 0 | 0 | 0 | 0 | 0 | 0 | 0 |
| LLEIDA | 0 | 0 | 0 | 0 | 0 | 0 | 0 | 0 | 0 | 0 | 0 | 0 | 0 | 0 |
| TARRAGONA | 0 | 0 | 0 | 0 | 0 | 0 | 0 | 0 | 0 | 0 | 0 | 0 | 0 | 0 |
| COMUNIDAD VALENCIANA | 0 | 29 | 0 | 0 | 29 | 3 | 0 | 14 | 0 | 0 | 12 | 0 | 0 | 29 |
| ALICANTE | 0 | 23 | 0 | 0 | 23 | 1 | 0 | 12 | 0 | 0 | 10 | 0 | 0 | 23 |
| CASTELLÓN | 0 | 0 | 0 | 0 | 0 | 0 | 0 | 0 | 0 | 0 | 0 | 0 | 0 | 0 |
| VALENCIA | 0 | 6 | 0 | 0 | 6 | 2 | 0 | 2 | 0 | 0 | 2 | 0 | 0 | 6 |
| EXTREMADURA | 0 | 18 | 0 | 1 | 19 | 0 | 0 | 10 | 0 | 0 | 8 | 0 | 0 | 18 |
| BADAJOS | 0 | 9 | 0 | 1 | 10 | 0 | 0 | 1 | 0 | 0 | 8 | 0 | 0 | 9 |
| CÁCERES | 0 | 9 | 0 | 0 | 9 | 0 | 0 | 9 | 0 | 0 | 0 | 0 | 0 | 9 |
| GALICIA | 0 | 5 | 0 | 0 | 5 | 0 | 0 | 2 | 0 | 0 | 3 | 0 | 0 | 5 |
| A CORUÑA | 0 | 0 | 0 | 0 | 0 | 0 | 0 | 0 | 0 | 0 | 0 | 0 | 0 | 0 |
| LUGO | 0 | 1 | 0 | 0 | 1 | 0 | 0 | 1 | 0 | 0 | 0 | 0 | 0 | 1 |
| OURENSE | 0 | 2 | 0 | 0 | 2 | 0 | 0 | 1 | 0 | 0 | 1 | 0 | 0 | 2 |
| PONTEVEDRA | 0 | 2 | 0 | 0 | 2 | 0 | 0 | 0 | 0 | 0 | 2 | 0 | 0 | 2 |
| MADRID | 0 | 20 | 0 | 0 | 20 | 0 | 0 | 7 | 0 | 0 | 13 | 0 | 0 | 20 |
| MURCIA | 5 | 31 | 0 | 0 | 36 | 1 | 0 | 24 | 0 | 0 | 6 | 0 | 0 | 31 |
| NAVARRA | 0 | 0 | 0 | 0 | 0 | 0 | 0 | 0 | 0 | 0 | 0 | 0 | 0 | 0 |
| PAÍS VASCO | 0 | 4 | 0 | 0 | 4 | 0 | 0 | 2 | 0 | 0 | 2 | 0 | 0 | 4 |
| ARABA/ÁLAVA | 0 | 3 | 0 | 0 | 3 | 0 | 0 | 2 | 0 | 0 | 1 | 0 | 0 | 3 |
| GIPUZKOA | 0 | 0 | 0 | 0 | 0 | 0 | 0 | 0 | 0 | 0 | 0 | 0 | 0 | 0 |
| BIZKAIA | 0 | 1 | 0 | 0 | 1 | 0 | 0 | 0 | 0 | 0 | 1 | 0 | 0 | 1 |
| LA RIOJA | 0 | 2 | 0 | 0 | 2 | 0 | 0 | 2 | 0 | 0 | 0 | 0 | 0 | 2 |
| CEUTA | 0 | 1 | 0 | 0 | 1 | 0 | 0 | 0 | 0 | 0 | 1 | 0 | 0 | 1 |
| MELILLA | 1 | 5 | 0 | 2 | 8 | 1 | 2 | 0 | 0 | 0 | 2 | 0 | 0 | 5 |
| TOTAL ESTADO | 6 | 312 | 0 | 3 | 321 | 42 | 2 | 171 | 0 | 0 | 95 | 1 | 1 | 312 |

**PRESTACIONES DEL REAL DECRETO 383/1984, DE 1 DE FEBRERO (LISMI)
REVISIONES DE OFICIO E INSTANCIA DE PARTE EFECTUADAS DE SGIM
DATOS DE GESTIÓN CORRESPONDIENTES AL AÑO 2013 HASTA MARZO**

| CC.AA. Y/O PROVINCIAS | REVISIONES EFECTUADAS | | | | CAUSAS DE EXTINCIÓN DEL DERECHO | | | | | | |
|-----------------------------|-----------------------|----------------------|--------------|-------|---------------------------------|---------------------|----------------------------|-----------------------|---------------|-------------------|-------|
| | Modifica. Cuantía | Extinción Derecho | Suspensión | | TOTAL | Recursos Propios | Prestación Incompatible | Pérdida Residencia | Fallecimiento | Grado y Baremo | TOTAL |
| | | | Act. Laboral | Otras | | | | | | | |
| ANDALUCÍA | 2 | 130 | 0 | 3 | 135 | 61 | 31 | 0 | 38 | 0 | 130 |
| ALMERÍA | 0 | 28 | 0 | 1 | 29 | 12 | 9 | 0 | 7 | 0 | 28 |
| CÁDIZ | 1 | 8 | 0 | 1 | 10 | 3 | 3 | 0 | 2 | 0 | 8 |
| CÓRDOBA | 0 | 7 | 0 | 0 | 7 | 0 | 2 | 0 | 5 | 0 | 7 |
| GRANADA | 0 | 5 | 0 | 0 | 5 | 2 | 1 | 0 | 2 | 0 | 5 |
| HUELVA | 0 | 5 | 0 | 0 | 5 | 2 | 1 | 0 | 2 | 0 | 5 |
| JAÉN | 0 | 5 | 0 | 0 | 5 | 2 | 2 | 0 | 1 | 0 | 5 |
| MÁLAGA | 0 | 61 | 0 | 1 | 62 | 37 | 9 | 0 | 15 | 0 | 61 |
| SEVILLA | 1 | 11 | 0 | 0 | 12 | 3 | 4 | 0 | 4 | 0 | 11 |
| ARAGÓN | 0 | 2 | 0 | 0 | 2 | 0 | 1 | 0 | 1 | 0 | 2 |
| HUESCA | 0 | 1 | 0 | 0 | 1 | 0 | 0 | 0 | 1 | 0 | 1 |
| TERUEL | 0 | 1 | 0 | 0 | 1 | 0 | 1 | 0 | 0 | 0 | 1 |
| ZARAGOZA | 0 | 0 | 0 | 0 | 0 | 0 | 0 | 0 | 0 | 0 | 0 |
| ASTURIAS | 0 | 23 | 0 | 0 | 23 | 0 | 15 | 0 | 8 | 0 | 23 |
| ILLES BALEARS | 0 | 7 | 0 | 0 | 7 | 0 | 3 | 0 | 4 | 0 | 7 |
| CANARIAS | 0 | 5 | 0 | 0 | 5 | 0 | 4 | 0 | 1 | 0 | 5 |
| LAS PALMAS | 0 | 2 | 0 | 0 | 2 | 0 | 2 | 0 | 0 | 0 | 2 |
| S.C. TENERIFE | 0 | 3 | 0 | 0 | 3 | 0 | 2 | 0 | 1 | 0 | 3 |
| CANTABRIA | 0 | 6 | 0 | 0 | 6 | 1 | 4 | 0 | 1 | 0 | 6 |
| CASTILLA Y LEÓN | 1 | 57 | 0 | 0 | 58 | 7 | 24 | 1 | 24 | 1 | 57 |
| ÁVILA | 0 | 2 | 0 | 0 | 2 | 0 | 1 | 0 | 1 | 0 | 2 |
| BURGOS | 0 | 7 | 0 | 0 | 7 | 2 | 0 | 0 | 5 | 0 | 7 |
| LEÓN | 0 | 16 | 0 | 0 | 16 | 0 | 14 | 0 | 2 | 0 | 16 |
| PALENCIA | 0 | 3 | 0 | 0 | 3 | 1 | 0 | 0 | 2 | 0 | 3 |
| SALAMANCA | 0 | 7 | 0 | 0 | 7 | 0 | 4 | 1 | 2 | 0 | 7 |
| SEGOVIA | 0 | 0 | 0 | 0 | 0 | 0 | 0 | 0 | 0 | 0 | 0 |
| SORIA | 0 | 6 | 0 | 0 | 6 | 0 | 3 | 0 | 3 | 0 | 6 |
| VALLADOLID | 1 | 10 | 0 | 0 | 11 | 3 | 2 | 0 | 4 | 1 | 10 |
| ZAMORA | 0 | 6 | 0 | 0 | 6 | 1 | 0 | 0 | 5 | 0 | 6 |
| CASTILLA-LA MANCHA | 0 | 30 | 0 | 0 | 30 | 3 | 20 | 0 | 7 | 0 | 30 |
| ALBACETE | 0 | 10 | 0 | 0 | 10 | 0 | 7 | 0 | 3 | 0 | 10 |
| CIUDAD REAL | 0 | 9 | 0 | 0 | 9 | 0 | 7 | 0 | 2 | 0 | 9 |
| CUENCA | 0 | 6 | 0 | 0 | 6 | 3 | 3 | 0 | 0 | 0 | 6 |
| GUADALAJARA | 0 | 5 | 0 | 0 | 5 | 0 | 3 | 0 | 2 | 0 | 5 |
| TOLEDO | 0 | 0 | 0 | 0 | 0 | 0 | 0 | 0 | 0 | 0 | 0 |

(Continúa al dorso)

| CC.AA. Y/O PROVINCIAS | REVISIONES EFECTUADAS | | | | CAUSAS DE EXTINCIÓN DEL DERECHO | | | | | | |
|-----------------------------|-----------------------|----------------------|-----------------|----------|---------------------------------|---------------------|----------------------------|-----------------------|---------------|-------------------|------------|
| | Modifica. Cuantía | Extinción Derecho | Suspensión SGIM | | TOTAL | Recursos Propios | Prestación Incompatible | Pérdida Residencia | Fallecimiento | Grado y Baremo | TOTAL |
| | | | Act. Laboral | Otras | | | | | | | |
| CATALUNYA | 0 | 0 | 0 | 0 | 0 | 0 | 0 | 0 | 0 | 0 | 0 |
| BARCELONA | 0 | 0 | 0 | 0 | 0 | 0 | 0 | 0 | 0 | 0 | 0 |
| GIRONA | 0 | 0 | 0 | 0 | 0 | 0 | 0 | 0 | 0 | 0 | 0 |
| LLEIDA | 0 | 0 | 0 | 0 | 0 | 0 | 0 | 0 | 0 | 0 | 0 |
| TARRAGONA | 0 | 0 | 0 | 0 | 0 | 0 | 0 | 0 | 0 | 0 | 0 |
| COMUNIDAD VALENCIANA | 0 | 71 | 0 | 0 | 71 | 7 | 39 | 0 | 25 | 0 | 71 |
| ALICANTE | 0 | 46 | 0 | 0 | 46 | 0 | 29 | 0 | 17 | 0 | 46 |
| CASTELLÓN | 0 | 6 | 0 | 0 | 6 | 0 | 6 | 0 | 0 | 0 | 6 |
| VALENCIA | 0 | 19 | 0 | 0 | 19 | 7 | 4 | 0 | 8 | 0 | 19 |
| EXTREMADURA | 0 | 44 | 0 | 0 | 44 | 5 | 27 | 0 | 12 | 0 | 44 |
| BADAJOZ | 0 | 26 | 0 | 0 | 26 | 5 | 10 | 0 | 11 | 0 | 26 |
| CÁCERES | 0 | 18 | 0 | 0 | 18 | 0 | 17 | 0 | 1 | 0 | 18 |
| GALICIA | 0 | 9 | 0 | 0 | 9 | 0 | 5 | 0 | 4 | 0 | 9 |
| A CORUÑA | 0 | 0 | 0 | 0 | 0 | 0 | 0 | 0 | 0 | 0 | 0 |
| LUGO | 0 | 1 | 0 | 0 | 1 | 0 | 1 | 0 | 0 | 0 | 1 |
| OURENSE | 0 | 1 | 0 | 0 | 1 | 0 | 0 | 0 | 1 | 0 | 1 |
| PONTEVEDRA | 0 | 7 | 0 | 0 | 7 | 0 | 4 | 0 | 3 | 0 | 7 |
| MADRID | 0 | 25 | 0 | 0 | 25 | 0 | 11 | 0 | 14 | 0 | 25 |
| MURCIA | 16 | 92 | 0 | 2 | 110 | 2 | 55 | 0 | 35 | 0 | 92 |
| NAVARRA | 0 | 1 | 1 | 0 | 2 | 1 | 0 | 0 | 0 | 0 | 1 |
| PAÍS VASCO | 0 | 11 | 0 | 0 | 11 | 0 | 6 | 0 | 5 | 0 | 11 |
| ARABA/ÁLAVA | 0 | 5 | 0 | 0 | 5 | 0 | 2 | 0 | 3 | 0 | 5 |
| GIPUZKOA | 0 | 0 | 0 | 0 | 0 | 0 | 0 | 0 | 0 | 0 | 0 |
| BIZKAIA | 0 | 6 | 0 | 0 | 6 | 0 | 4 | 0 | 2 | 0 | 6 |
| LA RIOJA | 0 | 5 | 0 | 0 | 5 | 2 | 3 | 0 | 0 | 0 | 5 |
| CEUTA | 0 | 2 | 0 | 0 | 2 | 0 | 1 | 0 | 1 | 0 | 2 |
| MELILLA | 4 | 0 | 0 | 0 | 4 | 0 | 0 | 0 | 0 | 0 | 0 |
| TOTAL ESTADO | 23 | 520 | 1 | 5 | 549 | 89 | 249 | 1 | 180 | 1 | 520 |

**PRESTACIONES DEL REAL DECRETO 383/1984, DE 1 DE FEBRERO (LISMI)
REVISIONES DE OFICIO E INSTANCIA DE PARTE EFECTUADAS EN SATP
DATOS DE GESTIÓN CORRESPONDIENTES AL AÑO 2013 HASTA MARZO**

| CC.AA. Y/O PROVINCIAS | REVISIONES EFECTUADAS | | | CAUSAS DE EXTINCIÓN DEL DERECHO | | | | | | | |
|-----------------------------|-----------------------|------------|-------|---------------------------------|----------------------------|-------------------|-----------------------|---------------|-------------------|--------------|-------|
| | Extinción Derecho | Suspensión | TOTAL | Recursos Propios | Prestación Incompatible | Ingreso Centro | Pérdida Residencia | Fallecimiento | Grado y Baremo | Alta S.S. | TOTAL |
| | ANDALUCÍA | 19 | 0 | 19 | 6 | 4 | 0 | 0 | 9 | 0 | 0 |
| ALMERÍA | 4 | 0 | 4 | 2 | 0 | 0 | 0 | 2 | 0 | 0 | 4 |
| CÁDIZ | 3 | 0 | 3 | 0 | 1 | 0 | 0 | 2 | 0 | 0 | 3 |
| CÓRDOBA | 0 | 0 | 0 | 0 | 0 | 0 | 0 | 0 | 0 | 0 | 0 |
| GRANADA | 1 | 0 | 1 | 0 | 0 | 0 | 0 | 1 | 0 | 0 | 1 |
| HUELVA | 0 | 0 | 0 | 0 | 0 | 0 | 0 | 0 | 0 | 0 | 0 |
| JAÉN | 1 | 0 | 1 | 0 | 1 | 0 | 0 | 0 | 0 | 0 | 1 |
| MÁLAGA | 10 | 0 | 10 | 4 | 2 | 0 | 0 | 4 | 0 | 0 | 10 |
| SEVILLA | 0 | 0 | 0 | 0 | 0 | 0 | 0 | 0 | 0 | 0 | 0 |
| ARAGÓN | 0 | 0 | 0 | 0 | 0 | 0 | 0 | 0 | 0 | 0 | 0 |
| HUESCA | 0 | 0 | 0 | 0 | 0 | 0 | 0 | 0 | 0 | 0 | 0 |
| TERUEL | 0 | 0 | 0 | 0 | 0 | 0 | 0 | 0 | 0 | 0 | 0 |
| ZARAGOZA | 0 | 0 | 0 | 0 | 0 | 0 | 0 | 0 | 0 | 0 | 0 |
| ASTURIAS | 3 | 0 | 3 | 0 | 0 | 0 | 0 | 3 | 0 | 0 | 3 |
| ILLES BALEARS | 1 | 0 | 1 | 1 | 0 | 0 | 0 | 0 | 0 | 0 | 1 |
| CANARIAS | 1 | 0 | 1 | 0 | 0 | 0 | 0 | 1 | 0 | 0 | 1 |
| LAS PALMAS | 0 | 0 | 0 | 0 | 0 | 0 | 0 | 0 | 0 | 0 | 0 |
| S.C. TENERIFE | 1 | 0 | 1 | 0 | 0 | 0 | 0 | 1 | 0 | 0 | 1 |
| CANTABRIA | 3 | 0 | 3 | 1 | 0 | 1 | 0 | 1 | 0 | 0 | 3 |
| CASTILLA Y LEÓN | 7 | 0 | 7 | 1 | 1 | 0 | 0 | 5 | 0 | 0 | 7 |
| ÁVILA | 0 | 0 | 0 | 0 | 0 | 0 | 0 | 0 | 0 | 0 | 0 |
| BURGOS | 0 | 0 | 0 | 0 | 0 | 0 | 0 | 0 | 0 | 0 | 0 |
| LEÓN | 0 | 0 | 0 | 0 | 0 | 0 | 0 | 0 | 0 | 0 | 0 |
| PALENCIA | 1 | 0 | 1 | 0 | 0 | 0 | 0 | 1 | 0 | 0 | 1 |
| SALAMANCA | 2 | 0 | 2 | 0 | 1 | 0 | 0 | 1 | 0 | 0 | 2 |
| SEGOVIA | 0 | 0 | 0 | 0 | 0 | 0 | 0 | 0 | 0 | 0 | 0 |
| SORIA | 0 | 0 | 0 | 0 | 0 | 0 | 0 | 0 | 0 | 0 | 0 |
| VALLADOLID | 1 | 0 | 1 | 0 | 0 | 0 | 0 | 1 | 0 | 0 | 1 |
| ZAMORA | 3 | 0 | 3 | 1 | 0 | 0 | 0 | 2 | 0 | 0 | 3 |
| CASTILLA-LA MANCHA | 3 | 0 | 3 | 0 | 3 | 0 | 0 | 0 | 0 | 0 | 3 |
| ALBACETE | 0 | 0 | 0 | 0 | 0 | 0 | 0 | 0 | 0 | 0 | 0 |
| CIUDAD REAL | 2 | 0 | 2 | 0 | 2 | 0 | 0 | 0 | 0 | 0 | 2 |
| CUENCA | 1 | 0 | 1 | 0 | 1 | 0 | 0 | 0 | 0 | 0 | 1 |
| GUADALAJARA | 0 | 0 | 0 | 0 | 0 | 0 | 0 | 0 | 0 | 0 | 0 |
| TOLEDO | 0 | 0 | 0 | 0 | 0 | 0 | 0 | 0 | 0 | 0 | 0 |

(Continúa al dorso)

| CC.AA. Y/O PROVINCIAS | REVISIONES EFECTUADAS | | | CAUSAS DE EXTINCIÓN DEL DERECHO | | | | | | | |
|-----------------------------|-----------------------|------------|-----------|---------------------------------|----------------------------|-------------------|-----------------------|---------------|-------------------|--------------|-----------|
| | Extinción Derecho | Suspensión | TOTAL | Recursos Propios | Prestación Incompatible | Ingreso Centro | Pérdida Residencia | Fallecimiento | Grado y Baremo | Alta S.S. | TOTAL |
| CATALUNYA | 0 | 0 | 0 | 0 | 0 | 0 | 0 | 0 | 0 | 0 | 0 |
| BARCELONA | 0 | 0 | 0 | 0 | 0 | 0 | 0 | 0 | 0 | 0 | 0 |
| GIRONA | 0 | 0 | 0 | 0 | 0 | 0 | 0 | 0 | 0 | 0 | 0 |
| LLEIDA | 0 | 0 | 0 | 0 | 0 | 0 | 0 | 0 | 0 | 0 | 0 |
| TARRAGONA | 0 | 0 | 0 | 0 | 0 | 0 | 0 | 0 | 0 | 0 | 0 |
| COMUNIDAD VALENCIANA | 8 | 0 | 8 | 1 | 6 | 0 | 0 | 1 | 0 | 0 | 8 |
| ALICANTE | 1 | 0 | 1 | 1 | 0 | 0 | 0 | 0 | 0 | 0 | 1 |
| CASTELLÓN | 6 | 0 | 6 | 0 | 6 | 0 | 0 | 0 | 0 | 0 | 6 |
| VALENCIA | 1 | 0 | 1 | 0 | 0 | 0 | 0 | 1 | 0 | 0 | 1 |
| EXTREMADURA | 0 | 0 | 0 | 0 | 0 | 0 | 0 | 0 | 0 | 0 | 0 |
| BADAJOS | 0 | 0 | 0 | 0 | 0 | 0 | 0 | 0 | 0 | 0 | 0 |
| CÁCERES | 0 | 0 | 0 | 0 | 0 | 0 | 0 | 0 | 0 | 0 | 0 |
| GALICIA | 3 | 0 | 3 | 0 | 1 | 0 | 0 | 2 | 0 | 0 | 3 |
| A CORUÑA | 0 | 0 | 0 | 0 | 0 | 0 | 0 | 0 | 0 | 0 | 0 |
| LUGO | 0 | 0 | 0 | 0 | 0 | 0 | 0 | 0 | 0 | 0 | 0 |
| OURENSE | 0 | 0 | 0 | 0 | 0 | 0 | 0 | 0 | 0 | 0 | 0 |
| PONTEVEDRA | 3 | 0 | 3 | 0 | 1 | 0 | 0 | 2 | 0 | 0 | 3 |
| MADRID | 3 | 0 | 3 | 0 | 2 | 0 | 0 | 1 | 0 | 0 | 3 |
| MURCIA | 6 | 0 | 6 | 0 | 4 | 0 | 0 | 2 | 0 | 0 | 6 |
| NAVARRA | 1 | 0 | 1 | 1 | 0 | 0 | 0 | 0 | 0 | 0 | 1 |
| PAÍS VASCO | 1 | 0 | 1 | 0 | 0 | 0 | 0 | 1 | 0 | 0 | 1 |
| ARABA/ÁLAVA | 1 | 0 | 1 | 0 | 0 | 0 | 0 | 1 | 0 | 0 | 1 |
| GIPUZKOA | 0 | 0 | 0 | 0 | 0 | 0 | 0 | 0 | 0 | 0 | 0 |
| BIZKAIA | 0 | 0 | 0 | 0 | 0 | 0 | 0 | 0 | 0 | 0 | 0 |
| LA RIOJA | 1 | 0 | 1 | 0 | 1 | 0 | 0 | 0 | 0 | 0 | 1 |
| CEUTA | 1 | 0 | 1 | 0 | 1 | 0 | 0 | 0 | 0 | 0 | 1 |
| MELILLA | 4 | 0 | 4 | 2 | 2 | 0 | 0 | 0 | 0 | 0 | 4 |
| TOTAL ESTADO | 65 | 0 | 65 | 13 | 25 | 1 | 0 | 26 | 0 | 0 | 65 |

**PRESTACIONES DEL REAL DECRETO 383/1984, DE 1 DE FEBRERO (LISMI)
REVISIONES DE OFICIO E INSTANCIA DE PARTE EFECTUADAS EN SMGT
DATOS DE GESTIÓN CORRESPONDIENTES AL AÑO 2013 HASTA MARZO**

| CC.AA. Y/O PROVINCIAS | REVISIONES EFECTUADAS | | | CAUSAS DE EXTINCIÓN DEL DERECHO | | | | | | | | |
|-----------------------------|-----------------------|------------|-------|---------------------------------|------------------------|----------------------------|-------------------|-----------------------|---------------|-------------------|--------------|-------|
| | Extinción Derecho | Suspensión | TOTAL | Recursos Propios | Recursos Familiares | Prestación Incompatible | Ingreso Centro | Pérdida Residencia | Fallecimiento | Grado y Baremo | Alta S.S. | TOTAL |
| ANDALUCÍA | 9 | 0 | 9 | 2 | 0 | 1 | 0 | 0 | 6 | 0 | 0 | 9 |
| ALMERÍA | 2 | 0 | 2 | 1 | 0 | 0 | 0 | 0 | 1 | 0 | 0 | 2 |
| CÁDIZ | 2 | 0 | 2 | 0 | 0 | 0 | 0 | 0 | 2 | 0 | 0 | 2 |
| CÓRDOBA | 0 | 0 | 0 | 0 | 0 | 0 | 0 | 0 | 0 | 0 | 0 | 0 |
| GRANADA | 1 | 0 | 1 | 0 | 0 | 0 | 0 | 0 | 1 | 0 | 0 | 1 |
| HUELVA | 0 | 0 | 0 | 0 | 0 | 0 | 0 | 0 | 0 | 0 | 0 | 0 |
| JAÉN | 0 | 0 | 0 | 0 | 0 | 0 | 0 | 0 | 0 | 0 | 0 | 0 |
| MÁLAGA | 3 | 0 | 3 | 1 | 0 | 1 | 0 | 0 | 1 | 0 | 0 | 3 |
| SEVILLA | 1 | 0 | 1 | 0 | 0 | 0 | 0 | 0 | 1 | 0 | 0 | 1 |
| ARAGÓN | 0 | 0 | 0 | 0 | 0 | 0 | 0 | 0 | 0 | 0 | 0 | 0 |
| HUESCA | 0 | 0 | 0 | 0 | 0 | 0 | 0 | 0 | 0 | 0 | 0 | 0 |
| TERUEL | 0 | 0 | 0 | 0 | 0 | 0 | 0 | 0 | 0 | 0 | 0 | 0 |
| ZARAGOZA | 0 | 0 | 0 | 0 | 0 | 0 | 0 | 0 | 0 | 0 | 0 | 0 |
| ASTURIAS | 1 | 0 | 1 | 0 | 0 | 0 | 0 | 0 | 1 | 0 | 0 | 1 |
| ILLES BALEARS | 1 | 0 | 1 | 0 | 0 | 0 | 0 | 0 | 1 | 0 | 0 | 1 |
| CANARIAS | 1 | 1 | 2 | 0 | 0 | 1 | 0 | 0 | 0 | 0 | 0 | 1 |
| LAS PALMAS | 0 | 0 | 0 | 0 | 0 | 0 | 0 | 0 | 0 | 0 | 0 | 0 |
| S.C. TENERIFE | 1 | 1 | 2 | 0 | 0 | 1 | 0 | 0 | 0 | 0 | 0 | 1 |
| CANTABRIA | 2 | 0 | 2 | 0 | 0 | 0 | 0 | 0 | 2 | 0 | 0 | 2 |
| CASTILLA Y LEÓN | 7 | 0 | 7 | 1 | 0 | 1 | 0 | 0 | 0 | 5 | 0 | 7 |
| ÁVILA | 0 | 0 | 0 | 0 | 0 | 0 | 0 | 0 | 0 | 0 | 0 | 0 |
| BURGOS | 0 | 0 | 0 | 0 | 0 | 0 | 0 | 0 | 0 | 0 | 0 | 0 |
| LEÓN | 0 | 0 | 0 | 0 | 0 | 0 | 0 | 0 | 0 | 0 | 0 | 0 |
| PALENCIA | 0 | 0 | 0 | 0 | 0 | 0 | 0 | 0 | 0 | 0 | 0 | 0 |
| SALAMANCA | 1 | 0 | 1 | 0 | 0 | 1 | 0 | 0 | 0 | 0 | 0 | 1 |
| SEGOVIA | 0 | 0 | 0 | 0 | 0 | 0 | 0 | 0 | 0 | 0 | 0 | 0 |
| SORIA | 0 | 0 | 0 | 0 | 0 | 0 | 0 | 0 | 0 | 0 | 0 | 0 |
| VALLADOLID | 5 | 0 | 5 | 0 | 0 | 0 | 0 | 0 | 0 | 5 | 0 | 5 |
| ZAMORA | 1 | 0 | 1 | 1 | 0 | 0 | 0 | 0 | 0 | 0 | 0 | 1 |
| CASTILLA-LA MANCHA | 0 | 0 | 0 | 0 | 0 | 0 | 0 | 0 | 0 | 0 | 0 | 0 |
| ALBACETE | 0 | 0 | 0 | 0 | 0 | 0 | 0 | 0 | 0 | 0 | 0 | 0 |
| CIUDAD REAL | 0 | 0 | 0 | 0 | 0 | 0 | 0 | 0 | 0 | 0 | 0 | 0 |
| CUENCA | 0 | 0 | 0 | 0 | 0 | 0 | 0 | 0 | 0 | 0 | 0 | 0 |
| GUADALAJARA | 0 | 0 | 0 | 0 | 0 | 0 | 0 | 0 | 0 | 0 | 0 | 0 |
| TOLEDO | 0 | 0 | 0 | 0 | 0 | 0 | 0 | 0 | 0 | 0 | 0 | 0 |

(Continúa al dorso)

| CC.AA. Y/O PROVINCIAS | REVISIONES EFECTUADAS | | | CAUSAS DE EXTINCIÓN DEL DERECHO | | | | | | | | |
|-----------------------------|-----------------------|------------|-----------|---------------------------------|------------------------|----------------------------|-------------------|-----------------------|---------------|-------------------|--------------|-----------|
| | Extinción Derecho | Suspensión | TOTAL | Recursos Propios | Recursos Familiares | Prestación Incompatible | Ingreso Centro | Pérdida Residencia | Fallecimiento | Grado y Baremo | Alta S.S. | TOTAL |
| CATALUNYA | 0 | 0 | 0 | 0 | 0 | 0 | 0 | 0 | 0 | 0 | 0 | 0 |
| BARCELONA | 0 | 0 | 0 | 0 | 0 | 0 | 0 | 0 | 0 | 0 | 0 | 0 |
| GIRONA | 0 | 0 | 0 | 0 | 0 | 0 | 0 | 0 | 0 | 0 | 0 | 0 |
| LLEIDA | 0 | 0 | 0 | 0 | 0 | 0 | 0 | 0 | 0 | 0 | 0 | 0 |
| TARRAGONA | 0 | 0 | 0 | 0 | 0 | 0 | 0 | 0 | 0 | 0 | 0 | 0 |
| COMUNIDAD VALENCIANA | 3 | 0 | 3 | 0 | 0 | 3 | 0 | 0 | 0 | 0 | 0 | 3 |
| ALICANTE | 0 | 0 | 0 | 0 | 0 | 0 | 0 | 0 | 0 | 0 | 0 | 0 |
| CASTELLÓN | 3 | 0 | 3 | 0 | 0 | 3 | 0 | 0 | 0 | 0 | 0 | 3 |
| VALENCIA | 0 | 0 | 0 | 0 | 0 | 0 | 0 | 0 | 0 | 0 | 0 | 0 |
| EXTREMADURA | 5 | 1 | 6 | 1 | 0 | 0 | 0 | 0 | 4 | 0 | 0 | 5 |
| BADAJOS | 4 | 1 | 5 | 0 | 0 | 0 | 0 | 0 | 4 | 0 | 0 | 4 |
| CÁCERES | 1 | 0 | 1 | 1 | 0 | 0 | 0 | 0 | 0 | 0 | 0 | 1 |
| GALICIA | 2 | 0 | 2 | 0 | 0 | 0 | 0 | 0 | 2 | 0 | 0 | 2 |
| A CORUÑA | 0 | 0 | 0 | 0 | 0 | 0 | 0 | 0 | 0 | 0 | 0 | 0 |
| LUGO | 2 | 0 | 2 | 0 | 0 | 0 | 0 | 0 | 2 | 0 | 0 | 2 |
| OURENSE | 0 | 0 | 0 | 0 | 0 | 0 | 0 | 0 | 0 | 0 | 0 | 0 |
| PONTEVEDRA | 0 | 0 | 0 | 0 | 0 | 0 | 0 | 0 | 0 | 0 | 0 | 0 |
| MADRID | 3 | 0 | 3 | 0 | 0 | 0 | 0 | 0 | 3 | 0 | 0 | 3 |
| MURCIA | 1 | 0 | 1 | 0 | 0 | 0 | 0 | 0 | 1 | 0 | 0 | 1 |
| NAVARRA | 0 | 0 | 0 | 0 | 0 | 0 | 0 | 0 | 0 | 0 | 0 | 0 |
| PAÍS VASCO | 1 | 0 | 1 | 0 | 0 | 0 | 0 | 0 | 1 | 0 | 0 | 1 |
| ARABA/ÁLAVA | 0 | 0 | 0 | 0 | 0 | 0 | 0 | 0 | 0 | 0 | 0 | 0 |
| GIPUZKOA | 0 | 0 | 0 | 0 | 0 | 0 | 0 | 0 | 0 | 0 | 0 | 0 |
| BIZKAIA | 1 | 0 | 1 | 0 | 0 | 0 | 0 | 0 | 1 | 0 | 0 | 1 |
| LA RIOJA | 0 | 0 | 0 | 0 | 0 | 0 | 0 | 0 | 0 | 0 | 0 | 0 |
| CEUTA | 1 | 0 | 1 | 0 | 0 | 0 | 0 | 0 | 1 | 0 | 0 | 1 |
| MELILLA | 9 | 2 | 11 | 0 | 4 | 0 | 0 | 0 | 5 | 0 | 0 | 9 |
| TOTAL ESTADO | 46 | 4 | 50 | 4 | 4 | 6 | 0 | 0 | 27 | 5 | 0 | 46 |

**PRESTACIONES DEL REAL DECRETO 383/1984, DE 1 DE FEBRERO (LISMI)
REVISIONES DE OFICIO E INSTANCIA DE PARTE EFECTUADAS EN ASPF
DATOS DE GESTIÓN CORRESPONDIENTES AL AÑO 2013 HASTA MARZO**

| CC.AA. Y/O PROVINCIAS | REVISIONES EFECTUADAS | | | CAUSAS DE EXTINCIÓN DEL DERECHO | | | | | |
|-------------------------------------|-----------------------|------------|------------|---------------------------------|------------|---------------|----------|----------|------------|
| | Extinción | Suspensión | TOTAL | Prestación | Pérdida | Fallecimiento | Grado y | Alta | TOTAL |
| | Derecho | | | Incompatible | Residencia | | Baremo | S.S. | |
| ANDALUCÍA | 18 | 0 | 18 | 9 | 0 | 7 | 0 | 2 | 18 |
| ALMERÍA | 9 | 0 | 9 | 6 | 0 | 1 | 0 | 2 | 9 |
| CÁDIZ | 0 | 0 | 0 | 0 | 0 | 0 | 0 | 0 | 0 |
| CÓRDOBA | 0 | 0 | 0 | 0 | 0 | 0 | 0 | 0 | 0 |
| GRANADA | 1 | 0 | 1 | 0 | 0 | 1 | 0 | 0 | 1 |
| HUELVA | 0 | 0 | 0 | 0 | 0 | 0 | 0 | 0 | 0 |
| JAÉN | 0 | 0 | 0 | 0 | 0 | 0 | 0 | 0 | 0 |
| MÁLAGA | 7 | 0 | 7 | 3 | 0 | 4 | 0 | 0 | 7 |
| SEVILLA | 1 | 0 | 1 | 0 | 0 | 1 | 0 | 0 | 1 |
| ARAGÓN | 2 | 0 | 2 | 1 | 0 | 1 | 0 | 0 | 2 |
| HUESCA | 1 | 0 | 1 | 1 | 0 | 0 | 0 | 0 | 1 |
| TERUEL | 1 | 0 | 1 | 0 | 0 | 1 | 0 | 0 | 1 |
| ZARAGOZA | 0 | 0 | 0 | 0 | 0 | 0 | 0 | 0 | 0 |
| ASTURIAS | 6 | 0 | 6 | 4 | 0 | 1 | 1 | 0 | 6 |
| ILLES BALEARS | 0 | 0 | 0 | 0 | 0 | 0 | 0 | 0 | 0 |
| CANARIAS | 0 | 0 | 0 | 0 | 0 | 0 | 0 | 0 | 0 |
| LAS PALMAS | 0 | 0 | 0 | 0 | 0 | 0 | 0 | 0 | 0 |
| S.C. TENERIFE | 0 | 0 | 0 | 0 | 0 | 0 | 0 | 0 | 0 |
| CANTABRIA | 0 | 0 | 0 | 0 | 0 | 0 | 0 | 0 | 0 |
| CASTILLA Y LEÓN | 205 | 6 | 211 | 157 | 0 | 47 | 0 | 1 | 205 |
| ÁVILA | 1 | 0 | 1 | 0 | 0 | 0 | 0 | 1 | 1 |
| BURGOS | 1 | 0 | 1 | 0 | 0 | 1 | 0 | 0 | 1 |
| LEÓN | 0 | 0 | 0 | 0 | 0 | 0 | 0 | 0 | 0 |
| PALENCIA | 0 | 0 | 0 | 0 | 0 | 0 | 0 | 0 | 0 |
| SALAMANCA | 139 | 0 | 139 | 128 | 0 | 11 | 0 | 0 | 139 |
| SEGOVIA | 0 | 0 | 0 | 0 | 0 | 0 | 0 | 0 | 0 |
| SORIA | 0 | 0 | 0 | 0 | 0 | 0 | 0 | 0 | 0 |
| VALLADOLID | 64 | 6 | 70 | 29 | 0 | 35 | 0 | 0 | 64 |
| ZAMORA | 0 | 0 | 0 | 0 | 0 | 0 | 0 | 0 | 0 |
| CASTILLA-LA MANCHA | 1 | 0 | 1 | 0 | 0 | 1 | 0 | 0 | 1 |
| ALBACETE | 0 | 0 | 0 | 0 | 0 | 0 | 0 | 0 | 0 |
| CIUDAD REAL | 0 | 0 | 0 | 0 | 0 | 0 | 0 | 0 | 0 |
| CUENCA | 0 | 0 | 0 | 0 | 0 | 0 | 0 | 0 | 0 |
| GUADALAJARA | 1 | 0 | 1 | 0 | 0 | 1 | 0 | 0 | 1 |
| TOLEDO | 0 | 0 | 0 | 0 | 0 | 0 | 0 | 0 | 0 |

(Continúa al dorso)

| CC.AA. Y/O PROVINCIAS | REVISIONES EFECTUADAS | | | CAUSAS DE EXTINCIÓN DEL DERECHO | | | | | |
|-----------------------------|-----------------------|------------|------------|---------------------------------|-----------------------|---------------|-------------------|--------------|------------|
| | Extinción Derecho | Suspensión | TOTAL | Prestación Incompatible | Pérdida Residencia | Fallecimiento | Grado y Baremo | Alta S.S. | TOTAL |
| CATALUNYA | 0 | 0 | 0 | 0 | 0 | 0 | 0 | 0 | 0 |
| BARCELONA | 0 | 0 | 0 | 0 | 0 | 0 | 0 | 0 | 0 |
| GIRONA | 0 | 0 | 0 | 0 | 0 | 0 | 0 | 0 | 0 |
| LLEIDA | 0 | 0 | 0 | 0 | 0 | 0 | 0 | 0 | 0 |
| TARRAGONA | 0 | 0 | 0 | 0 | 0 | 0 | 0 | 0 | 0 |
| COMUNIDAD VALENCIANA | 0 | 0 | 0 | 0 | 0 | 0 | 0 | 0 | 0 |
| ALICANTE | 0 | 0 | 0 | 0 | 0 | 0 | 0 | 0 | 0 |
| CASTELLÓN | 0 | 0 | 0 | 0 | 0 | 0 | 0 | 0 | 0 |
| VALENCIA | 0 | 0 | 0 | 0 | 0 | 0 | 0 | 0 | 0 |
| EXTREMADURA | 2 | 0 | 2 | 0 | 0 | 2 | 0 | 0 | 2 |
| BADAJOS | 2 | 0 | 2 | 0 | 0 | 2 | 0 | 0 | 2 |
| CÁCERES | 0 | 0 | 0 | 0 | 0 | 0 | 0 | 0 | 0 |
| GALICIA | 6 | 0 | 6 | 5 | 0 | 1 | 0 | 0 | 6 |
| A CORUÑA | 0 | 0 | 0 | 0 | 0 | 0 | 0 | 0 | 0 |
| LUGO | 0 | 0 | 0 | 0 | 0 | 0 | 0 | 0 | 0 |
| OURENSE | 2 | 0 | 2 | 2 | 0 | 0 | 0 | 0 | 2 |
| PONTEVEDRA | 4 | 0 | 4 | 3 | 0 | 1 | 0 | 0 | 4 |
| MADRID | 12 | 0 | 12 | 1 | 0 | 11 | 0 | 0 | 12 |
| MURCIA | 3 | 0 | 3 | 2 | 0 | 1 | 0 | 0 | 3 |
| NAVARRA | 0 | 0 | 0 | 0 | 0 | 0 | 0 | 0 | 0 |
| PAÍS VASCO | 7 | 0 | 7 | 4 | 0 | 3 | 0 | 0 | 7 |
| ARABA/ÁLAVA | 7 | 0 | 7 | 4 | 0 | 3 | 0 | 0 | 7 |
| GIPUZKOA | 0 | 0 | 0 | 0 | 0 | 0 | 0 | 0 | 0 |
| BIZKAIA | 0 | 0 | 0 | 0 | 0 | 0 | 0 | 0 | 0 |
| LA RIOJA | 10 | 0 | 10 | 3 | 0 | 7 | 0 | 0 | 10 |
| CEUTA | 2 | 0 | 2 | 0 | 0 | 2 | 0 | 0 | 2 |
| MELILLA | 0 | 0 | 0 | 0 | 0 | 0 | 0 | 0 | 0 |
| TOTAL ESTADO | 274 | 6 | 280 | 186 | 0 | 84 | 1 | 3 | 274 |

**PRESTACIONES DEL REAL DECRETO 383/1984, DE 1 DE FEBRERO (LISMI)
TOTAL REVISIONES DE OFICIO E INSTANCIA DE PARTE EFECTUADAS
DATOS DE GESTIÓN CORRESPONDIENTES AL AÑO 2013 HASTA MARZO**

| CC.AA. Y/O PROVINCIAS | REVISIONES EFECTUADAS | | | | CAUSAS DE EXTINCIÓN DEL DERECHO | | | | | | | | | |
|-------------------------------------|--------------------------|--------------------------|--------------|-------|---------------------------------|-------------------------|----------------------------|--------------------------------|-----------------------|---------------------------|---------------|-----------------------|------------------|-------|
| | Modifica. Cuantía | Extinción Derecho | Suspensión | | TOTAL | Recursos Propios | Recursos Familiares | Prestación Incompatible | Ingreso Centro | Pérdida Residencia | Fallecimiento | Grado y Baremo | Alta S.S. | TOTAL |
| | | | Act. Laboral | Otras | | | | | | | | | | |
| ANDALUCÍA | 2 | 176 | 0 | 3 | 181 | 69 | 0 | 45 | 0 | 0 | 60 | 0 | 2 | 176 |
| ALMERÍA | 0 | 43 | 0 | 1 | 44 | 15 | 0 | 15 | 0 | 0 | 11 | 0 | 2 | 43 |
| CÁDIZ | 1 | 13 | 0 | 1 | 15 | 3 | 0 | 4 | 0 | 0 | 6 | 0 | 0 | 13 |
| CÓRDOBA | 0 | 7 | 0 | 0 | 7 | 0 | 0 | 2 | 0 | 0 | 5 | 0 | 0 | 7 |
| GRANADA | 0 | 8 | 0 | 0 | 8 | 2 | 0 | 1 | 0 | 0 | 5 | 0 | 0 | 8 |
| HUELVA | 0 | 5 | 0 | 0 | 5 | 2 | 0 | 1 | 0 | 0 | 2 | 0 | 0 | 5 |
| JAÉN | 0 | 6 | 0 | 0 | 6 | 2 | 0 | 3 | 0 | 0 | 1 | 0 | 0 | 6 |
| MÁLAGA | 0 | 81 | 0 | 1 | 82 | 42 | 0 | 15 | 0 | 0 | 24 | 0 | 0 | 81 |
| SEVILLA | 1 | 13 | 0 | 0 | 14 | 3 | 0 | 4 | 0 | 0 | 6 | 0 | 0 | 13 |
| ARAGÓN | 0 | 4 | 0 | 0 | 4 | 0 | 0 | 2 | 0 | 0 | 2 | 0 | 0 | 4 |
| HUESCA | 0 | 2 | 0 | 0 | 2 | 0 | 0 | 1 | 0 | 0 | 1 | 0 | 0 | 2 |
| TERUEL | 0 | 2 | 0 | 0 | 2 | 0 | 0 | 1 | 0 | 0 | 1 | 0 | 0 | 2 |
| ZARAGOZA | 0 | 0 | 0 | 0 | 0 | 0 | 0 | 0 | 0 | 0 | 0 | 0 | 0 | 0 |
| ASTURIAS | 0 | 33 | 0 | 0 | 33 | 0 | 0 | 19 | 0 | 0 | 13 | 1 | 0 | 33 |
| ILLES BALEARS | 0 | 9 | 0 | 0 | 9 | 1 | 0 | 3 | 0 | 0 | 5 | 0 | 0 | 9 |
| CANARIAS | 0 | 7 | 0 | 1 | 8 | 0 | 0 | 5 | 0 | 0 | 2 | 0 | 0 | 7 |
| LAS PALMAS | 0 | 2 | 0 | 0 | 2 | 0 | 0 | 2 | 0 | 0 | 0 | 0 | 0 | 2 |
| S.C. TENERIFE | 0 | 5 | 0 | 1 | 6 | 0 | 0 | 3 | 0 | 0 | 2 | 0 | 0 | 5 |
| CANTABRIA | 0 | 11 | 0 | 0 | 11 | 2 | 0 | 4 | 1 | 0 | 4 | 0 | 0 | 11 |
| CASTILLA Y LEÓN | 1 | 276 | 0 | 6 | 283 | 9 | 0 | 183 | 0 | 1 | 76 | 6 | 1 | 276 |
| ÁVILA | 0 | 3 | 0 | 0 | 3 | 0 | 0 | 1 | 0 | 0 | 1 | 0 | 1 | 3 |
| BURGOS | 0 | 8 | 0 | 0 | 8 | 2 | 0 | 0 | 0 | 0 | 6 | 0 | 0 | 8 |
| LEÓN | 0 | 16 | 0 | 0 | 16 | 0 | 0 | 14 | 0 | 0 | 2 | 0 | 0 | 16 |
| PALENCIA | 0 | 4 | 0 | 0 | 4 | 1 | 0 | 0 | 0 | 0 | 3 | 0 | 0 | 4 |
| SALAMANCA | 0 | 149 | 0 | 0 | 149 | 0 | 0 | 134 | 0 | 1 | 14 | 0 | 0 | 149 |
| SEGOVIA | 0 | 0 | 0 | 0 | 0 | 0 | 0 | 0 | 0 | 0 | 0 | 0 | 0 | 0 |
| SORIA | 0 | 6 | 0 | 0 | 6 | 0 | 0 | 3 | 0 | 0 | 3 | 0 | 0 | 6 |
| VALLADOLID | 1 | 80 | 0 | 6 | 87 | 3 | 0 | 31 | 0 | 0 | 40 | 6 | 0 | 80 |
| ZAMORA | 0 | 10 | 0 | 0 | 10 | 3 | 0 | 0 | 0 | 0 | 7 | 0 | 0 | 10 |
| CASTILLA-LA MANCHA | 0 | 34 | 0 | 0 | 34 | 3 | 0 | 23 | 0 | 0 | 8 | 0 | 0 | 34 |
| ALBACETE | 0 | 10 | 0 | 0 | 10 | 0 | 0 | 7 | 0 | 0 | 3 | 0 | 0 | 10 |
| CIUDAD REAL | 0 | 11 | 0 | 0 | 11 | 0 | 0 | 9 | 0 | 0 | 2 | 0 | 0 | 11 |
| CUENCA | 0 | 7 | 0 | 0 | 7 | 3 | 0 | 4 | 0 | 0 | 0 | 0 | 0 | 7 |
| GUADALAJARA | 0 | 6 | 0 | 0 | 6 | 0 | 0 | 3 | 0 | 0 | 3 | 0 | 0 | 6 |
| TOLEDO | 0 | 0 | 0 | 0 | 0 | 0 | 0 | 0 | 0 | 0 | 0 | 0 | 0 | 0 |

(Continúa al dorso)

| CC.AA. Y/O PROVINCIAS | REVISIONES EFECTUADAS | | | | CAUSAS DE EXTINCIÓN DEL DERECHO | | | | | | | | | |
|-----------------------------|-----------------------|----------------------|-----------------|-----------|---------------------------------|---------------------|------------------------|----------------------------|-------------------|-----------------------|---------------|-------------------|--------------|------------|
| | Modifica. Cuantía | Extinción Derecho | Suspensión SGIM | | TOTAL | Recursos Propios | Recursos Familiares | Prestación Incompatible | Ingreso Centro | Pérdida Residencia | Fallecimiento | Grado y Baremo | Alta S.S. | TOTAL |
| | | | Act. Laboral | Otras | | | | | | | | | | |
| CATALUNYA | 0 | 0 | 0 | 0 | 0 | 0 | 0 | 0 | 0 | 0 | 0 | 0 | 0 | 0 |
| BARCELONA | 0 | 0 | 0 | 0 | 0 | 0 | 0 | 0 | 0 | 0 | 0 | 0 | 0 | 0 |
| GIRONA | 0 | 0 | 0 | 0 | 0 | 0 | 0 | 0 | 0 | 0 | 0 | 0 | 0 | 0 |
| LLEIDA | 0 | 0 | 0 | 0 | 0 | 0 | 0 | 0 | 0 | 0 | 0 | 0 | 0 | 0 |
| TARRAGONA | 0 | 0 | 0 | 0 | 0 | 0 | 0 | 0 | 0 | 0 | 0 | 0 | 0 | 0 |
| COMUNIDAD VALENCIANA | 0 | 82 | 0 | 0 | 82 | 8 | 0 | 48 | 0 | 0 | 26 | 0 | 0 | 82 |
| ALICANTE | 0 | 47 | 0 | 0 | 47 | 1 | 0 | 29 | 0 | 0 | 17 | 0 | 0 | 47 |
| CASTELLÓN | 0 | 15 | 0 | 0 | 15 | 0 | 0 | 15 | 0 | 0 | 0 | 0 | 0 | 15 |
| VALENCIA | 0 | 20 | 0 | 0 | 20 | 7 | 0 | 4 | 0 | 0 | 9 | 0 | 0 | 20 |
| EXTREMADURA | 0 | 51 | 0 | 1 | 52 | 6 | 0 | 27 | 0 | 0 | 18 | 0 | 0 | 51 |
| BADAJOS | 0 | 32 | 0 | 1 | 33 | 5 | 0 | 10 | 0 | 0 | 17 | 0 | 0 | 32 |
| CÁCERES | 0 | 19 | 0 | 0 | 19 | 1 | 0 | 17 | 0 | 0 | 1 | 0 | 0 | 19 |
| GALICIA | 0 | 20 | 0 | 0 | 20 | 0 | 0 | 11 | 0 | 0 | 9 | 0 | 0 | 20 |
| A CORUÑA | 0 | 0 | 0 | 0 | 0 | 0 | 0 | 0 | 0 | 0 | 0 | 0 | 0 | 0 |
| LUGO | 0 | 3 | 0 | 0 | 3 | 0 | 0 | 1 | 0 | 0 | 2 | 0 | 0 | 3 |
| OURENSE | 0 | 3 | 0 | 0 | 3 | 0 | 0 | 2 | 0 | 0 | 1 | 0 | 0 | 3 |
| PONTEVEDRA | 0 | 14 | 0 | 0 | 14 | 0 | 0 | 8 | 0 | 0 | 6 | 0 | 0 | 14 |
| MADRID | 0 | 43 | 0 | 0 | 43 | 0 | 0 | 14 | 0 | 0 | 29 | 0 | 0 | 43 |
| MURCIA | 16 | 102 | 0 | 2 | 120 | 2 | 0 | 61 | 0 | 0 | 39 | 0 | 0 | 102 |
| NAVARRA | 0 | 2 | 1 | 0 | 3 | 2 | 0 | 0 | 0 | 0 | 0 | 0 | 0 | 2 |
| PAÍS VASCO | 0 | 20 | 0 | 0 | 20 | 0 | 0 | 10 | 0 | 0 | 10 | 0 | 0 | 20 |
| ARABA/ÁLAVA | 0 | 13 | 0 | 0 | 13 | 0 | 0 | 6 | 0 | 0 | 7 | 0 | 0 | 13 |
| GIPUZKOA | 0 | 0 | 0 | 0 | 0 | 0 | 0 | 0 | 0 | 0 | 0 | 0 | 0 | 0 |
| BIZKAIA | 0 | 7 | 0 | 0 | 7 | 0 | 0 | 4 | 0 | 0 | 3 | 0 | 0 | 7 |
| LA RIOJA | 0 | 16 | 0 | 0 | 16 | 2 | 0 | 7 | 0 | 0 | 7 | 0 | 0 | 16 |
| CEUTA | 0 | 6 | 0 | 0 | 6 | 0 | 0 | 2 | 0 | 0 | 4 | 0 | 0 | 6 |
| MELILLA | 4 | 13 | 0 | 2 | 19 | 2 | 4 | 2 | 0 | 0 | 5 | 0 | 0 | 13 |
| TOTAL ESTADO | 23 | 905 | 1 | 15 | 944 | 106 | 4 | 466 | 1 | 1 | 317 | 7 | 3 | 905 |

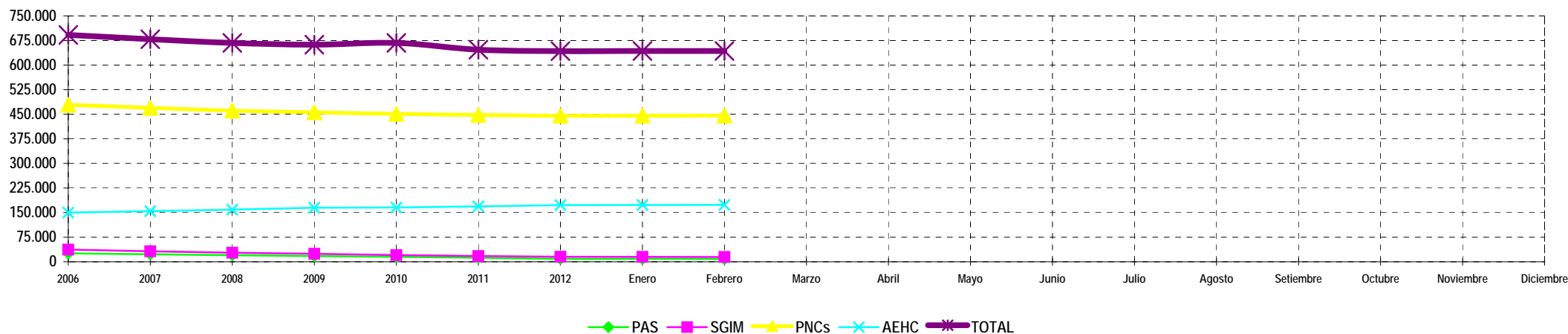
3

SITUACIÓN PRESTACIONES DE NATURALEZA NO CONTRIBUTIVA

SITUACIÓN DE LAS PRESTACIONES DE NATURALEZA NO CONTRIBUTIVA (PNNC)

| | PNNC DE JUBILACIÓN / VEJEZ | | | | PNNC DE INVALIDEZ / ENFERMEDAD | | | | | TOTAL PNNC | | | | |
|------|----------------------------|--------|---------|---------|--------------------------------|-------|---------|---------|---------|------------|--------|---------|---------|---------|
| | PAS | SGIM | PNC | TOTAL | PAS | SGIM | PNC | AEHC | TOTAL | PAS | SGIM | PNCs | AEHC | TOTAL |
| 2006 | 4.954 | 27.007 | 274.266 | 306.227 | 21.012 | 9.993 | 204.373 | 150.154 | 385.532 | 25.966 | 37.000 | 478.639 | 150.154 | 691.759 |
| 2007 | 4.041 | 23.680 | 267.702 | 295.423 | 18.743 | 8.333 | 201.751 | 154.429 | 383.256 | 22.784 | 32.013 | 469.453 | 154.429 | 678.679 |
| 2008 | 3.285 | 20.828 | 262.960 | 287.073 | 16.526 | 6.921 | 197.884 | 159.245 | 380.576 | 19.811 | 27.749 | 460.844 | 159.245 | 667.649 |
| 2009 | 2.711 | 18.314 | 258.873 | 287.073 | 14.719 | 5.896 | 196.782 | 164.810 | 382.207 | 17.430 | 24.210 | 455.655 | 164.810 | 662.105 |
| 2010 | 2.288 | 15.517 | 254.989 | 272.794 | 12.837 | 4.992 | 195.962 | 165.531 | 379.322 | 15.125 | 20.509 | 450.951 | 165.531 | 667.649 |
| 2011 | 1.911 | 13.389 | 253.259 | 268.559 | 10.287 | 4.219 | 194.704 | 168.999 | 378.209 | 12.198 | 17.608 | 447.963 | 168.999 | 646.768 |
| 2012 | 1.532 | 11.508 | 250.382 | 263.422 | 7.671 | 3.566 | 194.896 | 172.762 | 378.895 | 9.203 | 15.074 | 445.278 | 172.762 | 642.317 |

| 2013 | | | | | | | | | | | | | | | |
|-----------|-------|--------|---------|---------|-------|-------|---------|---------|---------|-------|--------|---------|---------|---------|--|
| | PAS | SGIM | PNC | TOTAL | PAS | SGIM | PNC | AEHC | TOTAL | PAS | SGIM | PNCs | AEHC | TOTAL | |
| Enero | 1.499 | 11.372 | 251.251 | 264.122 | 7.492 | 3.471 | 194.274 | 173.363 | 378.600 | 8.991 | 14.843 | 445.525 | 173.363 | 642.722 | |
| Febrero | 1.457 | 11.186 | 250.913 | 263.556 | 7.312 | 3.459 | 195.041 | 173.579 | 379.391 | 8.769 | 14.645 | 445.954 | 173.579 | 642.947 | |
| Marzo | | | | | | | | | | | | | | | |
| Abril | | | | | | | | | | | | | | | |
| Mayo | | | | | | | | | | | | | | | |
| Junio | | | | | | | | | | | | | | | |
| Julio | | | | | | | | | | | | | | | |
| Agosto | | | | | | | | | | | | | | | |
| Setiembre | | | | | | | | | | | | | | | |
| Octubre | | | | | | | | | | | | | | | |
| Noviembre | | | | | | | | | | | | | | | |
| Diciembre | | | | | | | | | | | | | | | |



NOTA: Conforme se disponga de la totalidad de los datos mensuales, se procederá a la actualización del respectivo mes.