



GOBIERNO  
DE ESPAÑA

MINISTERIO  
DE SANIDAD, SERVICIOS SOCIALES  
E IGUALDAD



**AÑO 2015**

**PENSIONES NO CONTRIBUTIVAS DE LA SEGURIDAD SOCIAL  
PRESTACIONES SOCIALES Y ECONÓMICAS PARA PERSONAS CON  
DISCAPACIDAD**

**INFORME DEL SEGUIMIENTO Y EVOLUCIÓN DE LA GESTIÓN**

**MES DE OCTUBRE**

Informe disponible en [www.imserso.es](http://www.imserso.es)

SUBDIRECCIÓN GENERAL DE GESTIÓN  
ÁREA DE PRESTACIONES ECONÓMICAS  
Servicio de Asistencia Técnica e Informes

# Í N D I C E

Página

## 1. Pensiones no contributivas de la Seguridad Social (PNCs)

### Informe:

|   |   |
|---|---|
| 1.1. Introducción .....   | 1 |
| 1.2. Situación y evolución de las pensiones e importes de las nóminas.....                    | 1 |
| 1.3. Distribución de las pensiones según sexo.....  | 3 |
| 1.4. Situación y evolución de la gestión en trámite inicial .....                             | 4 |
| 1.5. Seguimiento y control de pensionistas: Revisiones de Oficio y a Instancia de parte ..... | 8 |

### Anexos:

|  |    |
|--|----|
| 1.a Situación y evolución de las pensiones e importes de las nóminas .....                         | 1  |
| 1.b PNC de jubilación: Datos de la gestión mensual y anual .....                                   | 9  |
| 1.c PNC de invalidez: Datos de la gestión mensual y anual .....                                    | 18 |
| 1.d PNCs de la Seguridad Social: Datos de la gestión mensual y anual.....                          | 27 |
| 1.e PNC de jubilación e invalidez: Coeficientes de la gestión mensual .....                        | 36 |
| 1.f Reclamaciones previas a la vía jurisdiccional social: Datos de la gestión mensual y anual..... | 39 |
| 1.g Revisiones de Oficio y a Instancia de parte: Datos de la gestión mensual y anual.....          | 43 |

## 2. Prestaciones sociales y económicas para personas con discapacidad

### Informe:

|  |   |
|--|---|
| 2.1. Introducción .....  | 1 |
| 2.2. Situación y evolución de los beneficiarios, número de prestaciones e importes de las nóminas..... | 1 |
| 2.3. Situación y evolución de la gestión en trámite inicial .....                                      | 3 |
| 2.4. Seguimiento de la gestión derivada de las revisiones de oficio y a instancia de parte .....       | 3 |

### Anexos:

|   |    |
|---|----|
| 2.a Evolución y situación de los beneficiarios/prestaciones e importes de las nóminas .....                     | 55 |
| 2.b Prestaciones sociales y económicas para personas con discapacidad: Datos de la gestión mensual y anual..... | 58 |
| 2.c Revisiones de Oficio y a Instancia de parte: Datos de la gestión mensual y anual.....                       | 62 |

## 3. Situación prestaciones de naturaleza no contributiva (PNNC)

### Anexos:

|   |    |
|---|----|
| 3.a Situación de las Prestaciones de Naturaleza no Contributiva ..... | 82 |
|---|----|

## **1. Pensiones no contributivas de la Seguridad Social**

## **Informe del seguimiento y evolución de la gestión de pensiones no contributivas**

## 1.1 Introducción

Los datos sobre la gestión y el pago de la nómina de las Pensiones no Contributivas de la Seguridad Social de jubilación e invalidez (PNC) parten de la información facilitada por los distintos órganos gestores de las Comunidades Autónomas y Direcciones Territoriales del Imsero y se articula, dentro de cada uno de los aspectos objeto de seguimiento y evaluación, como se detalla a continuación:

- Datos de la gestión y de la nómina mensual.
- Datos de la gestión y de la nómina del año 2015, comprendiendo la realizada hasta el mes de referencia.
- Datos sobre la nómina de pago y el número de beneficiarios desde el año 2008.

La información presentada hace referencia a los siguientes aspectos:

- Nóminas: situación y evolución de los pensionistas e importes de las mismas.
- Gestión en trámite inicial: recoge la situación y la evolución de la gestión para cada tipo de pensión, en función de distintos parámetros tales como el movimiento de solicitudes, resoluciones, causas de denegación o coeficientes de la gestión, entre otros.
- Seguimiento y control de pensionistas, con especial incidencia en las revisiones de oficio y a instancia de parte efectuadas por los órganos gestores competentes.

Conforme a las distintas modalidades de gestión resultantes de lo establecido en la Disposición Adicional decimoctava del Real Decreto Legislativo 1/1994, de 20 de junio, por el que se aprueba el Texto Refundido de la Ley General de la Seguridad Social, la gestión de estas pensiones es llevada a cabo por las Direcciones Territoriales del Imsero en las Ciudades Autónomas de Ceuta y Melilla, y por los órganos gestores correspondientes en cada una de las Comunidades Autónomas que conforman el Estado español.

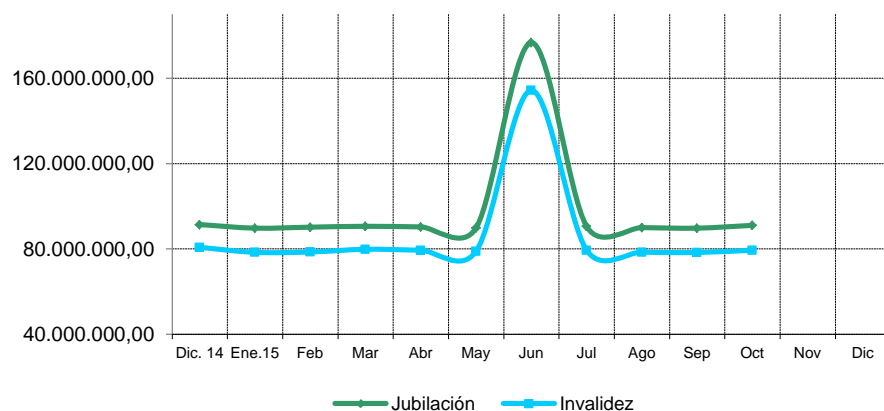
## 1.2 Situación y evolución de las pensiones e importes de las nóminas

Conforme a la información facilitada por la Gerencia de Informática de la Seguridad Social y por los órganos gestores competentes en las Comunidades Autónomas de Navarra y el País Vasco, el número total de pensiones no contributivas en la nómina de octubre de 2015 en todo el Estado español ha alcanzado la cifra de 452.986, un 0,24% superior a la del mes anterior.

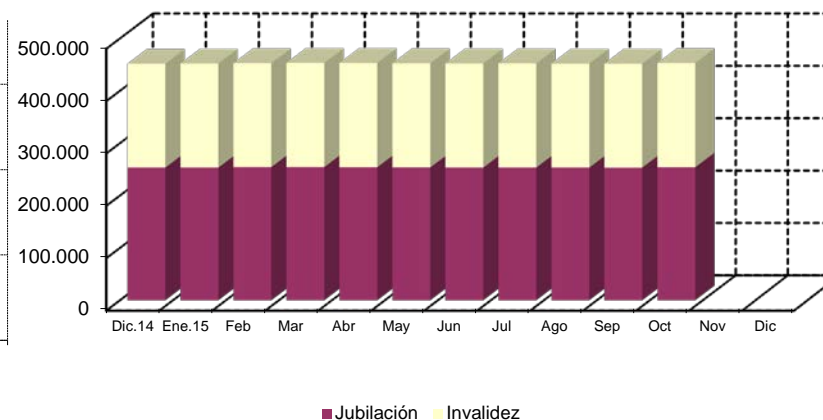
En el cuadro y gráficos siguientes se recogen los datos básicos de la nómina de octubre de 2015:

| NÓMINA DE OCTUBRE   | PNC DE JUBILACIÓN |        | PNC DE INVALIDEZ |        | TOTAL PNCs            |         |
|---------------------|-------------------|--------|------------------|--------|-----------------------|---------|
| NÚMERO DE PENSIONES | 253.965           | 56,06% | 199.021          | 43,94% | <b>452.986</b>        | 100,00% |
| IMPORTES            | 91.073.655,78     | 53,42% | 79.417.147,19    | 46,58% | <b>170.490.802,97</b> | 100,00% |

Evolución importe nóminas mensuales



Evolución número pensionistas



La Ley 36/2014, de 26 de diciembre, de Presupuestos Generales del Estado para el año 2015, así como el Real Decreto 1107/2014, de 26 diciembre, sobre revalorización de las pensiones del sistema de la Seguridad Social y de otras prestaciones sociales públicas para el ejercicio 2015, fijan, respectivamente, el importe anual para el año 2015 de las pensiones no contributivas y el porcentaje de incremento de las pensiones para el ejercicio 2015, quedando establecido su importe mensual en 366,90 euros, lo que ha supuesto un porcentaje de revalorización del 0,25%.

El importe bruto de la nómina de octubre de 2015 asciende a 170.490.802,97 euros. El importe medio mensual abonado a cada pensionista ha quedado establecido para la PNC de invalidez en 399,04 euros y para la de jubilación en 358,61 euros, superior el de la PNC de invalidez al de la jubilación, entre otras razones, porque además de que, al menos, 35.888 de sus beneficiarios perciben el complemento del 50% por necesidad de otra persona, el montante a percibir en nómina por atrasos es mayor al ser más compleja la gestión y, por ende, el plazo de resolución.

### 1.3 Distribución de las pensiones según sexo

Conforme a la información contenida en el Fichero Técnico de PNCs constituido en la Dirección General del Imserso, el perfil del pensionista de PNC de jubilación es predominantemente el de una mujer española, casada, con una edad comprendida entre los 70 y los 79 años y que convive en una unidad familiar formada por dos/tres miembros. En cuanto al pensionista tipo de PNC de invalidez es posible reseñar que es un nacional español, que convive en una unidad económica integrada por dos y tres personas y que acredita un grado de discapacidad valorado entre el 65 y el 74%, si bien atendiendo a su edad y sexo es posible distinguir entre el pensionista tipo varón, soltero, menor de 40 años y la mujer casada, con edad superior a 40 años, que presentan preferentemente discapacidades de tipo psíquico, seguidas muy de cerca por las de tipología física.

| DISTRIBUCIÓN POR SEXOS DEL BENEFICIARIO DE PENSIÓN NO CONTRIBUTIVA |                   |               |                |               |                  |               |                |               |                             |               |               |               |                |               |                |               |
|--|-------------------|---------------|----------------|---------------|------------------|---------------|----------------|---------------|-----------------------------|---------------|---------------|---------------|----------------|---------------|----------------|---------------|
| ÁMBITO<br>GEOGRÁFICO   | PNC DE JUBILACIÓN |               |                |               | PNC DE INVALIDEZ |               |                |               | PNC DE JUB.DERIV. INVALIDEZ |               |               |               | TOTAL PNC      |               |                |               |
|  | VARONES           | %             | MUJERES        | %             | VARONES          | %             | MUJERES        | %             | VARONES                     | %             | MUJERES       | %             | VARONES        | %             | MUJERES        | %             |
| ANDALUCÍA  | 8.092             | 18,64%        | 35.315         | 81,36%        | 21.883           | 48,07%        | 23.641         | 51,93%        | 2.518                       | 21,10%        | 9.418         | 78,90%        | 32.493         | 32,21%        | 68.374         | 67,79%        |
| ARAGÓN   | 737               | 18,46%        | 3.256          | 81,54%        | 1.366            | 48,91%        | 1.427          | 51,09%        | 241                         | 32,66%        | 497           | 67,34%        | 2.344          | 31,15%        | 5.180          | 68,85%        |
| ASTURIAS   | 799               | 23,15%        | 2.653          | 76,85%        | 2.021            | 46,34%        | 2.340          | 53,66%        | 330                         | 26,00%        | 939           | 74,00%        | 3.150          | 34,68%        | 5.932          | 65,32%        |
| ILLES BALEARS  | 1.087             | 29,17%        | 2.640          | 70,83%        | 1.473            | 46,82%        | 1.673          | 53,18%        | 249                         | 27,04%        | 672           | 72,96%        | 2.809          | 36,04%        | 4.985          | 63,96%        |
| CANARIAS   | 4.280             | 27,47%        | 11.301         | 72,53%        | 8.432            | 42,32%        | 11.491         | 57,68%        | 1.446                       | 17,37%        | 6.880         | 82,63%        | 14.158         | 32,30%        | 29.672         | 67,70%        |
| CANTABRIA  | 543               | 20,32%        | 2.129          | 79,68%        | 1.592            | 46,33%        | 1.844          | 53,67%        | 166                         | 24,70%        | 506           | 75,30%        | 2.301          | 33,94%        | 4.479          | 66,06%        |
| CASTILLA Y LEÓN  | 1.767             | 18,13%        | 7.980          | 81,87%        | 4.574            | 47,28%        | 5.101          | 52,72%        | 861                         | 32,95%        | 1.752         | 67,05%        | 7.202          | 32,68%        | 14.833         | 67,32%        |
| CASTILLA LA MANCHA   | 1.311             | 16,15%        | 6.805          | 83,85%        | 4.068            | 44,53%        | 5.068          | 55,47%        | 566                         | 24,10%        | 1.783         | 75,90%        | 5.945          | 30,33%        | 13.656         | 69,67%        |
| CATALUNYA  | 6.287             | 24,81%        | 19.057         | 75,19%        | 12.754           | 48,44%        | 13.576         | 51,56%        | 1.778                       | 26,42%        | 4.953         | 73,58%        | 20.819         | 35,65%        | 37.586         | 64,35%        |
| C. VALENCIANA  | 4.482             | 19,82%        | 18.135         | 80,18%        | 8.646            | 44,94%        | 10.595         | 55,06%        | 1.162                       | 19,82%        | 4.700         | 80,18%        | 14.290         | 29,95%        | 33.430         | 70,05%        |
| EXTREMADURA  | 823               | 12,15%        | 5.952          | 87,85%        | 2.629            | 44,89%        | 3.227          | 55,11%        | 331                         | 22,16%        | 1.163         | 77,84%        | 3.783          | 26,78%        | 10.342         | 73,22%        |
| GALICIA  | 4.025             | 20,75%        | 15.373         | 79,25%        | 7.648            | 48,69%        | 8.061          | 51,31%        | 1.747                       | 26,13%        | 4.938         | 73,87%        | 13.420         | 32,11%        | 28.372         | 67,89%        |
| MADRID   | 4.814             | 24,99%        | 14.452         | 75,01%        | 7.369            | 49,28%        | 7.584          | 50,72%        | 968                         | 28,42%        | 2.438         | 71,58%        | 13.151         | 34,95%        | 24.474         | 65,05%        |
| MURCIA   | 810               | 17,67%        | 3.774          | 82,33%        | 3.508            | 46,04%        | 4.111          | 53,96%        | 488                         | 20,35%        | 1.910         | 79,65%        | 4.806          | 32,92%        | 9.795          | 67,08%        |
| NAVARRA  | 321               | 20,30%        | 1.260          | 79,70%        | 419              | 49,70%        | 424            | 50,30%        | 81                          | 35,68%        | 146           | 64,32%        | 821            | 30,97%        | 1.830          | 69,03%        |
| PAÍS VASCO   | 1.107             | 24,04%        | 3.498          | 75,96%        | 3.059            | 53,85%        | 2.622          | 46,15%        | 245                         | 33,15%        | 494           | 66,85%        | 4.411          | 40,01%        | 6.614          | 59,99%        |
| LA RIOJA   | 169               | 20,69%        | 648            | 79,31%        | 413              | 53,02%        | 366            | 46,98%        | 73                          | 31,20%        | 161           | 68,80%        | 655            | 35,79%        | 1.175          | 64,21%        |
| CEUTA  | 226               | 34,61%        | 427            | 65,39%        | 445              | 46,35%        | 515            | 53,65%        | 59                          | 19,22%        | 248           | 80,78%        | 730            | 38,02%        | 1.190          | 61,98%        |
| MELILLA  | 249               | 38,66%        | 395            | 61,34%        | 532              | 39,50%        | 815            | 60,50%        | 127                         | 17,66%        | 592           | 82,34%        | 908            | 33,51%        | 1.802          | 66,49%        |
| <b>TOTAL</b>   | <b>41.929</b>     | <b>21,29%</b> | <b>155.050</b> | <b>78,71%</b> | <b>92.831</b>    | <b>47,05%</b> | <b>104.481</b> | <b>52,95%</b> | <b>13.436</b>               | <b>23,32%</b> | <b>44.190</b> | <b>76,68%</b> | <b>148.196</b> | <b>32,79%</b> | <b>303.721</b> | <b>67,21%</b> |

## 1.4 Situación y evolución de la gestión en trámite inicial

| DATOS BÁSICOS DE LA GESTIÓN ESTATAL DE LAS PNCs |                   |               |               |              |                  |               |               |               |               |               |               |               |
|---|-------------------|---------------|---------------|--------------|------------------|---------------|---------------|---------------|---------------|---------------|---------------|---------------|
| Año 2015  | PNC DE JUBILACIÓN |               |               |              | PNC DE INVALIDEZ |               |               |               | TOTAL PNCs    |               |               |               |
|   | Solicitadas       | Resueltas     | Aprobadas     | Pendte. Real | Solicitadas      | Resueltas     | Aprobadas     | Pendte. Real  | Solicitadas   | Resueltas     | Aprobadas     | Pendte. Real  |
| <b>Media 2014</b>                               | <b>2.370</b>      | <b>2.449</b>  | <b>1.715</b>  | <b>8.022</b> | <b>2.224</b>     | <b>2.358</b>  | <b>1.402</b>  | <b>11.611</b> | <b>4.594</b>  | <b>4.807</b>  | <b>3.117</b>  | <b>19.633</b> |
| <b>Enero</b>                                    | 2.396             | 1.943         | 1.399         | 8.475        | 2.252            | 1.744         | 1.007         | 12.119        | 4.648         | 3.687         | 2.406         | 20.594        |
| <b>Febrero</b>                                  | 2.798             | 3.228         | 2.205         | 8.045        | 2.368            | 2.932         | 1.669         | 11.555        | 5.166         | 6.160         | 3.874         | 19.600        |
| <b>Marzo</b>                                    | 2.720             | 2.437         | 1.707         | 8.328        | 2.391            | 2.348         | 1.440         | 11.598        | 5.111         | 4.785         | 3.147         | 19.926        |
| <b>Abril</b>                                    | 2.604             | 2.497         | 1.816         | 8.435        | 2.405            | 2.305         | 1.465         | 11.698        | 5.009         | 4.802         | 3.281         | 20.133        |
| <b>Mayo</b>                                     | 2.597             | 2.956         | 2.160         | 8.076        | 2.313            | 2.470         | 1.544         | 11.541        | 4.910         | 5.426         | 3.704         | 19.617        |
| <b>Junio</b>                                    | 2.606             | 2.724         | 1.913         | 7.958        | 2.424            | 2.321         | 1.446         | 11.644        | 5.030         | 5.045         | 3.359         | 19.602        |
| <b>Julio</b>                                    | 2.411             | 2.204         | 1.606         | 8.165        | 2.148            | 2.041         | 1.272         | 11.751        | 4.559         | 4.245         | 2.878         | 19.916        |
| <b>Agosto</b>                                   | 2.195             | 1.917         | 1.236         | 8.443        | 1.688            | 1.732         | 1.035         | 11.707        | 3.883         | 3.649         | 2.271         | 20.150        |
| <b>Septiembre</b>                               | 2.122             | 2.612         | 1.963         | 7.953        | 1.766            | 2.301         | 1.363         | 11.172        | 3.888         | 4.913         | 3.326         | 19.125        |
| <b>Octubre</b>                                  | 2.308             | 2.672         | 1.745         | 7.589        | 2.147            | 2.413         | 1.418         | 10.906        | 4.455         | 5.085         | 3.163         | 18.495        |
| <b>Noviembre</b>                                |                   |               |               |              |                  |               |               |               |               |               |               |               |
| <b>Diciembre</b>                                |                   |               |               |              |                  |               |               |               |               |               |               |               |
| <b>Total Año</b>                                | <b>24.757</b>     | <b>25.190</b> | <b>17.750</b> | <b>7.589</b> | <b>21.902</b>    | <b>22.607</b> | <b>13.659</b> | <b>10.906</b> | <b>46.659</b> | <b>47.797</b> | <b>31.409</b> | <b>18.495</b> |
| <b>Media 2015</b>                               | <b>2.476</b>      | <b>2.519</b>  | <b>1.775</b>  |              | <b>2.190</b>     | <b>2.261</b>  | <b>1.366</b>  |               | <b>4.666</b>  | <b>4.780</b>  | <b>3.141</b>  |               |

El seguimiento de la gestión de las PNCs contempla aquellos aspectos que se corresponden con la situación en trámite inicial de las solicitudes de pensiones no contributivas de jubilación e invalidez. El análisis parte de los datos básicos facilitados por los distintos órganos gestores correspondientes al mes de octubre, relativos a la entrada de solicitudes, resoluciones y reconocimientos del derecho a pensión y número de pendientes, cuyas cifras, a nivel del Estado, se ofrecen en el cuadro anterior. La información que contiene se ha estructurado en secuencia mensual con el fin de poder seguir la evolución de estos trámites de la gestión a lo largo del año 2015, permitiendo así su contraste con las cifras medias anuales de cada uno de los aspectos que se estudian.

Analizando de un modo específico cada uno de los aspectos de la gestión, para el mes de octubre se obtienen los siguientes resultados:

- Se han presentado un total de 4.455 solicitudes, de las que el 51,81% corresponde a PNC de jubilación. El análisis comparativo respecto al número de solicitudes presentadas en el mismo mes del año anterior nos muestra un descenso global del 12,84%, con cifras del mismo signo en ambos tipos de pensión, bajada del 11,13% en la pensión de invalidez, que en jubilación es del 14,36%. Si la comparación se realiza con el promedio mensual de solicitudes presentadas en el año en curso se produce, asimismo, una disminución del 4,52%, con cifras negativas en ambos tipos de pensión, que en jubilación son más acusadas, al alcanzar el 6,79%.

| SOLICITUDES PRESENTADAS |                 |                |              |                        |               |                          |
|-------------------------|-----------------|----------------|--------------|------------------------|---------------|--------------------------|
| TIPO<br>PNC             | OCTUBRE<br>2015 |                | MENSUAL 2015 |                        | PROMEDIO 2015 |                          |
|                         |                 |                | NÚMERO       | OCTUBRE 15 /OCTUBRE 14 | NÚMERO        | OCTUBRE 15 /MEDIA AÑO 15 |
| JUBILACIÓN              | 2.308           | 51,81%         | 2.695        | -14,36%                | 2.476         | -6,79%                   |
| INVALIDEZ               | 2.147           | 48,19%         | 2.416        | -11,13%                | 2.190         | -1,96%                   |
| <b>TOTAL</b>            | <b>4.455</b>    | <b>100,00%</b> | <b>5.111</b> | <b>-12,84%</b>         | <b>4.666</b>  | <b>-4,52%</b>            |

- Del total de 5.085 solicitudes resueltas, el 52,55% lo ha sido de PNC de jubilación. La comparación con el número de solicitudes resueltas en el mismo mes del año anterior pone de manifiesto un descenso global del 5,52%, con cifras del mismo signo por tipo de pensión, más altas en jubilación, con una bajada del 8,46%. Si la comparación se realiza con el número medio mensual de resoluciones emitidas en lo que llevamos de 2015, se registra, por el contrario, un aumento del 6,38%, con cifras muy similares por tipo de pensión.

| SOLICITUDES RESUELTAS |                 |                |              |                        |               |                           |
|-----------------------|-----------------|----------------|--------------|------------------------|---------------|---------------------------|
| TIPO<br>PNC           | OCTUBRE<br>2015 |                | MENSUAL 2015 |                        | PROMEDIO 2015 |                           |
|                       |                 |                | NÚMERO       | OCTUBRE 15 /OCTUBRE 14 | NÚMERO        | OCTUBRE 15 / MEDIA AÑO 15 |
| JUBILACIÓN            | 2.672           | 52,55%         | 2.919        | -8,46%                 | 2.519         | 6,07%                     |
| INVALIDEZ             | 2.413           | 47,45%         | 2.463        | -2,03%                 | 2.261         | 6,72%                     |
| <b>TOTAL</b>          | <b>5.085</b>    | <b>100,00%</b> | <b>5.382</b> | <b>-5,52%</b>          | <b>4.780</b>  | <b>6,38%</b>              |

- De las 3.163 solicitudes aprobadas en el mes, el 55,17% ha correspondido a la PNC de jubilación. Si se compara con el número de solicitudes aprobadas en el mismo mes del ejercicio 2014, se constata un descenso global del 7,08%, con cifras de distinto signo por tipo de pensión, aumento del 0,93% en invalidez y disminución del 12,71% en la pensión de jubilación. Por el contrario, si la comparación se realiza con el promedio mensual de solicitudes aprobadas en el año en curso, se registra un leve incremento global del 0,70%, con cifras de distinto signo por tipo de pensión, disminución del 1,69% en jubilación y aumento del 3,81% en la pensión de invalidez.

| SOLICITUDES APROBADAS |                 |                |              |                         |               |                           |
|-----------------------|-----------------|----------------|--------------|-------------------------|---------------|---------------------------|
| TIPO<br>PNC           | OCTUBRE<br>2015 |                | MENSUAL 2015 |                         | PROMEDIO 2015 |                           |
|                       |                 |                | NÚMERO       | OCTUBRE 15 / OCTUBRE 14 | NÚMERO        | OCTUBRE 15 / MEDIA AÑO 15 |
| JUBILACIÓN            | 1.745           | 55,17%         | 1.999        | -12,71%                 | 1.775         | -1,69%                    |
| INVALIDEZ             | 1.418           | 44,83%         | 1.405        | 0,93%                   | 1.366         | 3,81%                     |
| <b>TOTAL</b>          | <b>3.163</b>    | <b>100,00%</b> | <b>3.404</b> | <b>-7,08%</b>           | <b>3.141</b>  | <b>0,70%</b>              |

- El número de solicitudes pendientes de resolución al finalizar el mes de octubre ha experimentado, en su conjunto, una disminución global del 3,29%, con cifras del mismo signo en ambos tipos de pensión, si bien el descenso es mayor en la pensión de jubilación, del 4,58%.

| <b>SOLICITUDES PENDIENTES</b> |                         |                |                            |                |                    |                   |
|-------------------------------|-------------------------|----------------|----------------------------|----------------|--------------------|-------------------|
| <b>TIPO<br/>PNC</b>           | <b>OCTUBRE<br/>2015</b> |                | <b>SEPTIEMBRE<br/>2015</b> |                | <b>DIFERENCIAS</b> |                   |
|                               |                         |                |                            |                | <b>ABSOLUTA</b>    | <b>PORCENTUAL</b> |
| <b>JUBILACIÓN</b>             | 7.589                   | 41,03%         | 7.953                      | 41,58%         | -364               | -4,58%            |
| <b>INVALIDEZ</b>              | 10.906                  | 58,97%         | 11.172                     | 58,42%         | -266               | -2,38%            |
| <b>TOTAL</b>                  | <b>18.495</b>           | <b>100,00%</b> | <b>19.125</b>              | <b>100,00%</b> | <b>-630</b>        | <b>-3,29%</b>     |

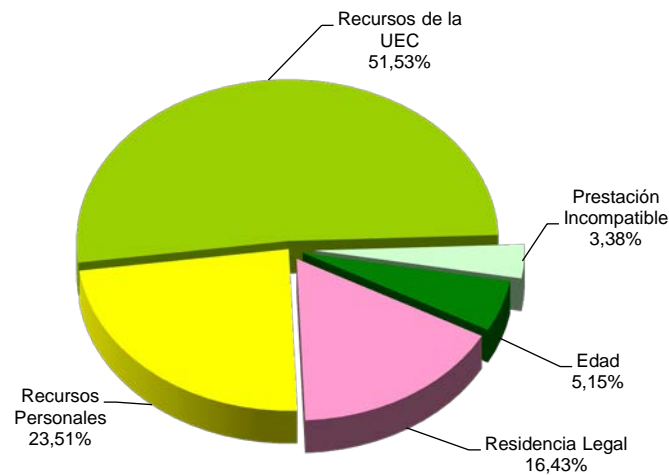
- Los aspectos de la gestión analizados en los puntos anteriores tienen su reflejo en los indicadores de seguimiento incluidos en el siguiente cuadro:

| <b>COEFICIENTES DE COBERTURA, RECONOCIMIENTO Y GESTIÓN</b> |                          |                       |                       |                         |                       |                       |
|--|--------------------------|-----------------------|-----------------------|-------------------------|-----------------------|-----------------------|
| <b>Año 2015</b>  | <b>PNC DE JUBILACIÓN</b> |                       |                       | <b>PNC DE INVALIDEZ</b> |                       |                       |
|  | <b>Cobertura</b>         | <b>Reconocimiento</b> | <b>Gestión (días)</b> | <b>Cobertura</b>        | <b>Reconocimiento</b> | <b>Gestión (días)</b> |
| <b>Enero</b>   | 81,09%                   | 72,00%                | 106                   | 77,04%                  | 57,74%                | 161                   |
| <b>Febrero</b>   | 115,37%                  | 68,31%                | 93                    | 123,82%                 | 56,92%                | 150                   |
| <b>Marzo</b>   | 89,60%                   | 70,05%                | 95                    | 98,20%                  | 61,33%                | 149                   |
| <b>Abril</b>   | 95,89%                   | 72,73%                | 96                    | 95,84%                  | 63,56%                | 149                   |
| <b>Mayo</b>  | 113,82%                  | 73,07%                | 92                    | 106,79%                 | 62,51%                | 148                   |
| <b>Junio</b>   | 104,53%                  | 70,23%                | 91                    | 95,75%                  | 62,30%                | 148                   |
| <b>Julio</b>   | 91,41%                   | 72,87%                | 95                    | 95,02%                  | 62,32%                | 151                   |
| <b>Agosto</b>  | 87,33%                   | 64,48%                | 100                   | 102,61%                 | 59,76%                | 156                   |
| <b>Septiembre</b>  | 123,09%                  | 75,15%                | 96                    | 130,29%                 | 59,24%                | 153                   |
| <b>Octubre</b>   | 115,77%                  | 65,31%                | 92                    | 112,39%                 | 58,77%                | 150                   |
| <b>Noviembre</b>   |                          |                       |                       |                         |                       |                       |
| <b>Diciembre</b>   |                          |                       |                       |                         |                       |                       |

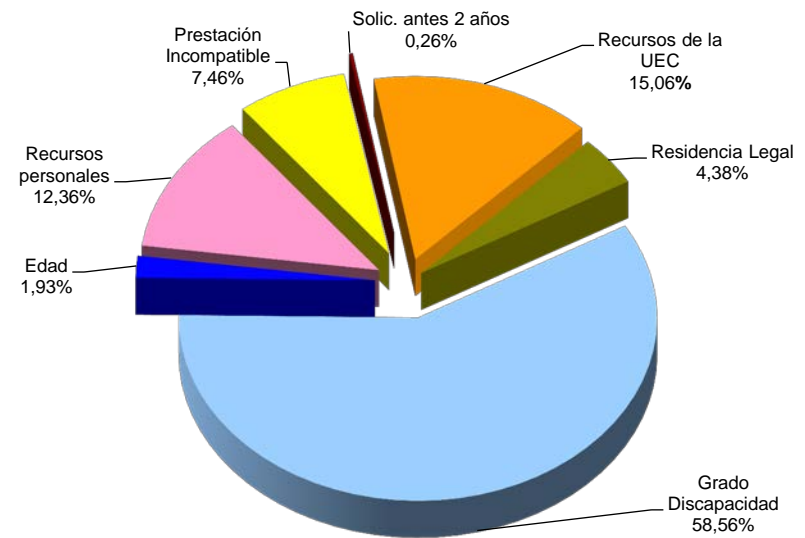
En esta línea cabe significar que durante el mes de octubre las resoluciones efectuadas en PNC de jubilación han cubierto el 115,77% del volumen de entrada de solicitudes del mes, coeficiente que en invalidez ofrece una cifra algo más baja, del 112,39%. Atendiendo al número de solicitudes pendientes de resolución al finalizar el mes de octubre, cabe estimar que el tiempo medio de tramitación sería de 92 días en la PNC de jubilación y de 150 días en invalidez, lo que supone, en relación a los tiempos medios de tramitación de una solicitud en el mes anterior, una bajada de cuatro días en la jubilación y de tres en la pensión de invalidez.

Por último, cabe resaltar, como es habitual desde el inicio de la gestión, la mayor proporción de reconocimientos del derecho en la PNC de jubilación frente a la de invalidez, dentro del conjunto de las solicitudes resueltas en cada tipo, y que se traduce en más de seis puntos porcentuales. Ello es debido a la mayor selectividad de los requisitos necesarios para el acceso al derecho a la pensión de invalidez.

- **Causas de denegación:** Las causas de denegación mensual en trámite inicial, por tipos de pensión, en su distribución porcentual, han sido las siguientes:



Causas de Denegación PNC jubilación



Causas de Denegación PNC invalidez

- ✓ En la PNC de jubilación se han denegado 621 solicitudes, de las que 320 lo han sido por superar el límite de recursos económicos establecido para la UEC.
- ✓ Para la PNC de invalidez, la causa de denegación más frecuente ha sido la de no acreditar un grado de discapacidad o enfermedad crónica suficiente en 455 casos, sobre el total de 777.
- **Reclamaciones:** Con la información facilitada por los distintos órganos gestores, excepto los de las provincias de Álava y Guipúzcoa, se han presentado 448 reclamaciones, de las que el 53,13% corresponden a PNC de invalidez. El número de reclamaciones resueltas se ha situado en 485, de las que el 63,71% han sido desestimadas. El número de reclamaciones pendientes, al finalizar el mes de octubre, se sitúa en 1.507, un 2,40% menos que las existentes al comienzo del mes.

## 1.5 Seguimiento y control de pensionistas: revisiones de oficio y a instancia de parte

La revisión de oficio se inicia por el órgano gestor cuando, como resultado de las medidas de control disponibles o implantadas, conoce cualquier dato o información que pueda producir o haya producido variación sobrevenida en los requisitos, y ello pueda dar lugar a la modificación de la cuantía, a la suspensión o a la extinción del derecho a la pensión, procediendo, en su caso, el abono de atrasos o la reclamación de las cantidades indebidamente percibidas.

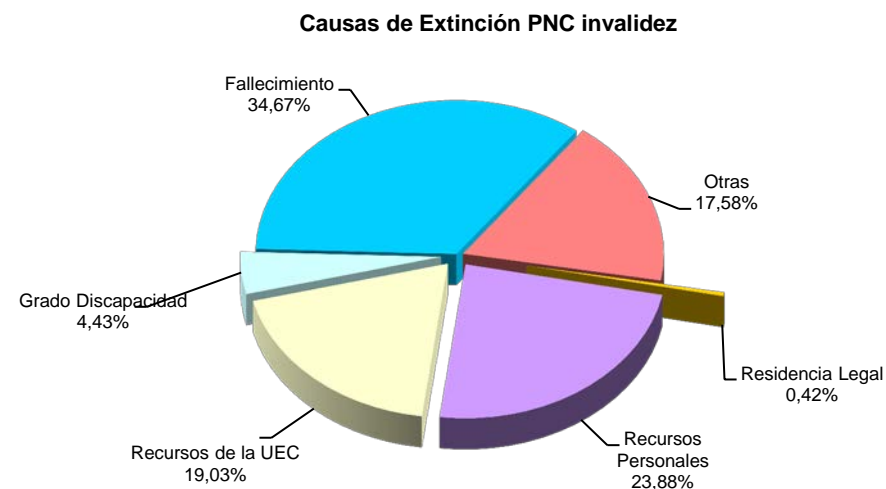
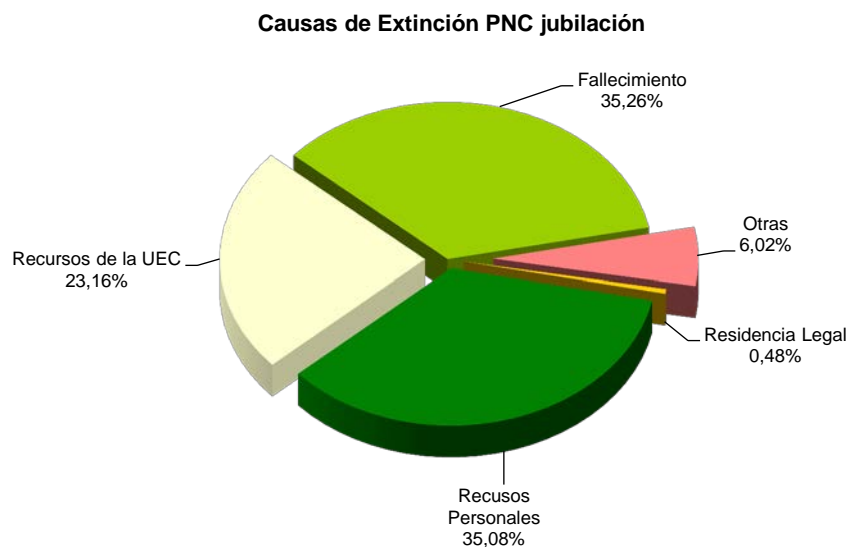
Por otro lado, las revisiones a instancia de parte se inician cuando el interesado, en cumplimiento de sus obligaciones, comunica al órgano gestor cualquier variación sobrevenida en su situación que pudiera tener incidencia en el derecho o en la cuantía reconocida de la pensión, siendo sus efectos resultantes idénticos a los ya mencionados para las revisiones de oficio.

El análisis parte de los datos básicos correspondientes al mes de octubre, relativos al volumen global de revisiones a efectuar en el mes, las efectuadas y el detalle de las situaciones finales derivadas de dicho proceso, cuyas cifras se ofrecen en el cuadro siguiente:

| <b>DATOS DE LA GESTIÓN ESTATAL DE LAS REVISIONES DE OFICIO Y A INSTANCIA DE PARTE PNCs</b> |                   |                       |              |            |               |               |                  |                       |               |              |               |               |               |                       |               |              |               |               |
|--|-------------------|-----------------------|--------------|------------|---------------|---------------|------------------|-----------------------|---------------|--------------|---------------|---------------|---------------|-----------------------|---------------|--------------|---------------|---------------|
| Año 2015   | PNC DE JUBILACIÓN |                       |              |            |               |               | PNC DE INVALIDEZ |                       |               |              |               |               | Total PNCs    |                       |               |              |               |               |
|  | Entrada           | Revisiones Efectuadas |              |            |               |               | Entrada          | Revisiones Efectuadas |               |              |               |               | Entrada       | Revisiones Efectuadas |               |              |               |               |
|  |                   | Sin Mod.              | Con Mod.     | Suspensión | Ext. Dho.     | Total         |                  | Sin Mod.              | Con Mod.      | Suspensión   | Ext. Dho.     | Total         |               | Sin Mod.              | Con Mod.      | Suspensión   | Ext. Dho.     | Total         |
| Enero  | 2.296             | 402                   | 472          | 86         | 1.372         | 2.332         | 3.320            | 764                   | 1.072         | 283          | 1.052         | 3.171         | 5.616         | 1.166                 | 1.544         | 369          | 2.424         | 5.503         |
| Febrero  | 3.257             | 552                   | 714          | 70         | 2.077         | 3.413         | 4.527            | 1.289                 | 1.492         | 292          | 1.547         | 4.620         | 7.784         | 1.841                 | 2.206         | 362          | 3.624         | 8.033         |
| Marzo  | 3.194             | 632                   | 530          | 68         | 1.896         | 3.126         | 4.185            | 998                   | 1.189         | 391          | 1.477         | 4.055         | 7.379         | 1.630                 | 1.719         | 459          | 3.373         | 7.181         |
| Abril  | 2.938             | 407                   | 505          | 53         | 1.756         | 2.721         | 3.804            | 972                   | 1.204         | 234          | 1.431         | 3.841         | 6.742         | 1.379                 | 1.709         | 287          | 3.187         | 6.562         |
| Mayo   | 2.765             | 587                   | 588          | 134        | 1.575         | 2.884         | 3.899            | 970                   | 1.136         | 374          | 1.328         | 3.808         | 6.664         | 1.557                 | 1.724         | 508          | 2.903         | 6.692         |
| Junio  | 2.562             | 551                   | 460          | 107        | 1.477         | 2.595         | 3.989            | 1.136                 | 1.157         | 412          | 1.384         | 4.089         | 6.551         | 1.687                 | 1.617         | 519          | 2.861         | 6.684         |
| Julio  | 2.411             | 478                   | 488          | 69         | 1.359         | 2.394         | 3.342            | 808                   | 983           | 308          | 1.069         | 3.168         | 5.753         | 1.286                 | 1.471         | 377          | 2.428         | 5.562         |
| Agosto   | 2.199             | 371                   | 377          | 71         | 1.201         | 2.020         | 3.038            | 656                   | 884           | 178          | 942           | 2.660         | 5.237         | 1.027                 | 1.261         | 249          | 2.143         | 4.680         |
| Septiembre   | 2.501             | 383                   | 477          | 62         | 1.647         | 2.569         | 3.751            | 812                   | 1.131         | 263          | 1.519         | 3.725         | 6.252         | 1.195                 | 1.608         | 325          | 3.166         | 6.294         |
| Octubre  | 2.737             | 404                   | 568          | 46         | 1.662         | 2.680         | 4.157            | 864                   | 1.397         | 287          | 1.445         | 3.993         | 6.894         | 1.268                 | 1.965         | 333          | 3.107         | 6.673         |
| Noviembre  |                   |                       |              |            |               |               |                  |                       |               |              |               |               |               |                       |               |              |               |               |
| Diciembre  |                   |                       |              |            |               |               |                  |                       |               |              |               |               |               |                       |               |              |               |               |
| <b>Total Año</b>   | <b>26.860</b>     | <b>4.767</b>          | <b>5.179</b> | <b>766</b> | <b>16.022</b> | <b>26.734</b> | <b>38.012</b>    | <b>9.269</b>          | <b>11.645</b> | <b>3.022</b> | <b>13.194</b> | <b>37.130</b> | <b>64.872</b> | <b>14.036</b>         | <b>16.824</b> | <b>3.788</b> | <b>29.216</b> | <b>63.864</b> |
| <b>Media mensual</b>   | <b>2.686</b>      | <b>477</b>            | <b>518</b>   | <b>77</b>  | <b>1.602</b>  | <b>2.673</b>  | <b>3.801</b>     | <b>927</b>            | <b>1.165</b>  | <b>302</b>   | <b>1.319</b>  | <b>3.713</b>  | <b>6.487</b>  | <b>1.404</b>          | <b>1.682</b>  | <b>379</b>   | <b>2.922</b>  | <b>6.386</b>  |

Analizando de un modo específico cada uno de los aspectos señalados, para octubre se obtienen los siguientes resultados:

- ✓ Se han iniciado en el mes 6.894 revisiones, de las que el 60,30% lo son de PNC de invalidez y se ha emitido resolución sobre un total de 6.673 revisiones, de las que el 59,84 corresponden a PNC de invalidez.
- ✓ El 19% de las revisiones efectuadas no ha supuesto variación alguna en el derecho y en la cuantía de la pensión no contributiva.
- ✓ En el 29,45% de las revisiones efectuadas se ha modificado la cuantía de la pensión, de las que el 71,09% corresponden a pensionistas de invalidez y en las que se han incluido 85 recuperaciones del derecho por el cese en la actividad laboral, así como 205 declaraciones de compatibilidad en el percibo de la pensión de invalidez con los ingresos derivados de esa actividad, conforme estipula el artículo 147.2 de la Ley General de la Seguridad Social, introducido por la Ley 8/2005.
- ✓ El número total de suspensiones efectuadas se cifra en 333, el 4,99% del total de procedimientos de revisión sobre los que se ha dictado resolución. Del total de suspensiones, 128 vienen motivadas en que el pensionista de invalidez ha iniciado una actividad laboral, sin que proceda declarar la compatibilidad en el percibo de la pensión con los ingresos derivados de dicha actividad.



Se ha extinguido el derecho a 3.107 pensionistas, de los que el 53,49% disfrutaban de PNC de jubilación. Los gráficos anteriores reflejan los distintos motivos de extinción en ambas modalidades de prestación. Las causas económicas en su conjunto –ingresos personales más los de la U.E.C.- se configuran globalmente como el primer motivo de extinción: en jubilación alcanzan el 58,24%, y en invalidez el 42,91%, posición que se basa fundamentalmente en las extinciones motivadas en que el pensionista dispone de recursos personales suficientes. El fallecimiento del titular de la pensión se configura como el segundo motivo de extinción, que en jubilación llega a suponer el 35,26% del total de causas de extinción. El resto de causas de extinción tiene una presencia notablemente menor.

# **Anexos Pensiones No Contributivas**

**1a Número de pensiones e importes de las nóminas**

| PENSIONES NO CONTRIBUTIVAS (PNCs)<br>EVOLUCIÓN DE LAS NÓMINAS |                       |                       |                         | TOTAL ESTADO<br>CON NAVARRA Y EL PAÍS VASCO |           |         |
|---|-----------------------|-----------------------|-------------------------|---|-----------|---------|
| AÑO/MENSUALIDAD   | IMPORTES BRUTOS       |                       |                         | NÚMERO DE PENSIONES POR TIPO                |           |         |
|   | JUBILACIÓN            | INVALIDEZ             | TOTAL                   | JUBILACIÓN                                  | INVALIDEZ | TOTAL   |
| AÑO 2008  | 1.147.960.868,04      | 977.108.236,72        | 2.125.069.104,76        | 262.960                                     | 197.884   | 460.844 |
| AÑO 2009  | 1.154.017.053,22      | 989.070.138,79        | 2.143.087.192,01        | 258.873                                     | 196.782   | 455.655 |
| AÑO 2010  | 1.169.985.060,79      | 1.008.786.982,67      | 2.178.772.043,46        | 254.989                                     | 195.962   | 450.951 |
| AÑO 2011  | 1.198.528.621,70      | 1.032.928.211,15      | 2.231.456.832,85        | 253.259                                     | 194.704   | 447.963 |
| AÑO 2012  | 1.207.880.233,51      | 1.048.153.446,96      | 2.256.033.680,47        | 250.382                                     | 194.896   | 445.278 |
| AÑO 2013  | 1.237.019.394,93      | 1.081.897.251,32      | 2.318.916.646,25        | 250.527                                     | 196.626   | 447.153 |
| AÑO 2014  | 1.255.674.508,93      | 1.099.220.775,90      | 2.354.895.284,83        | 253.450                                     | 198.366   | 451.816 |
| AÑO 2015  |                       |                       |                         |   |           |         |
| ENERO   | 89.753.249,08         | 78.415.210,15         | 168.168.459,23          | 253.361                                     | 198.747   | 452.108 |
| FEBRERO   | 90.212.119,97         | 78.586.052,96         | 168.798.172,93          | 254.322                                     | 198.413   | 452.735 |
| MARZO   | 90.619.438,47         | 79.848.267,41         | 170.467.705,88          | 254.404                                     | 198.970   | 453.374 |
| ABRIL   | 90.329.816,24         | 79.403.935,32         | 169.733.751,56          | 254.120                                     | 199.064   | 453.184 |
| MAYO  | 89.911.363,69         | 78.974.275,00         | 168.885.638,69          | 253.749                                     | 198.807   | 452.556 |
| JUNIO*  | 176.663.272,65        | 154.293.888,34        | 330.957.160,99          | 253.393                                     | 198.798   | 452.191 |
| JULIO   | 90.559.235,91         | 79.391.551,34         | 169.950.787,25          | 253.481                                     | 198.944   | 452.425 |
| AGOSTO  | 90.018.292,08         | 78.511.038,88         | 168.529.330,96          | 253.373                                     | 198.557   | 451.930 |
| SEPTIEMBRE  | 89.750.818,59         | 78.356.801,60         | 168.107.620,19          | 253.342                                     | 198.550   | 451.892 |
| OCTUBRE   | 91.073.655,78         | 79.417.147,19         | 170.490.802,97          | 253.965                                     | 199.021   | 452.986 |
| NOVIEMBRE*  |                       |                       |                         |   |           |         |
| DICIEMBRE   |                       |                       |                         |   |           |         |
| <b>TOTAL AÑO 2015 (1)</b>                                     | <b>994.189.037,46</b> | <b>870.423.493,19</b> | <b>1.864.612.530,65</b> |   |           |         |

\* Junto a la mensualidad se abona una paga extra

(1) En importes se incluye lo abonado por el quinto pago del complemento por alquiler del año 2014 y por el primero, segundo y tercer pago del año 2015.

# PENSIONES NO CONTRIBUTIVAS DE LA SEGURIDAD SOCIAL

## PENSIONES E IMPORTE DE LA NÓMINA AÑO 2015

## OCTUBRE

| CC.AA.<br>Y/O<br>PROVINCIAS | PNC DE JUBILACIÓN      |                      |                     | PNC DE INVALIDEZ       |                      |                     | TOTAL JUBILACIÓN E INVALIDEZ |                      |                     |
|-----------------------------|------------------------|----------------------|---------------------|------------------------|----------------------|---------------------|------------------------------|----------------------|---------------------|
|                             | NÚMERO<br>DE PENSIONES | IMPORTE<br>BRUTO     | PROMEDIO<br>MENSUAL | NÚMERO<br>DE PENSIONES | IMPORTE<br>BRUTO     | PROMEDIO<br>MENSUAL | NÚMERO<br>DE PENSIONES       | IMPORTE<br>BRUTO     | PROMEDIO<br>MENSUAL |
| <b>ANDALUCÍA</b>            | <b>55.636</b>          | <b>19.740.514,30</b> | <b>354,82</b>       | <b>45.798</b>          | <b>18.241.151,41</b> | <b>398,30</b>       | <b>101.434</b>               | <b>37.981.665,71</b> | <b>374,45</b>       |
| ALMERÍA                     | 3.632                  | 1.281.194,12         | 352,75              | 3.153                  | 1.257.016,49         | 398,67              | 6.785                        | 2.538.210,61         | 374,09              |
| CÁDIZ                       | 9.876                  | 3.502.514,08         | 354,65              | 9.032                  | 3.565.600,51         | 394,77              | 18.908                       | 7.068.114,59         | 373,82              |
| CÓRDOBA                     | 5.180                  | 1.839.824,38         | 355,18              | 4.285                  | 1.712.934,28         | 399,75              | 9.465                        | 3.552.758,66         | 375,36              |
| GRANADA                     | 4.264                  | 1.526.650,79         | 358,03              | 4.392                  | 1.783.072,28         | 405,98              | 8.656                        | 3.309.723,07         | 382,36              |
| HUELVA                      | 3.167                  | 1.117.974,13         | 353,01              | 3.629                  | 1.392.625,61         | 383,75              | 6.796                        | 2.510.599,74         | 369,42              |
| JAÉN                        | 3.386                  | 1.193.851,02         | 352,58              | 2.778                  | 1.096.555,96         | 394,73              | 6.164                        | 2.290.406,98         | 371,58              |
| MÁLAGA                      | 13.381                 | 4.700.359,97         | 351,27              | 8.817                  | 3.449.792,23         | 391,27              | 22.198                       | 8.150.152,20         | 367,16              |
| SEVILLA                     | 12.750                 | 4.578.145,81         | 359,07              | 9.712                  | 3.983.554,05         | 410,17              | 22.462                       | 8.561.699,86         | 381,16              |
| <b>ARAGÓN</b>               | <b>4.748</b>           | <b>1.722.352,90</b>  | <b>362,75</b>       | <b>2.799</b>           | <b>1.096.297,33</b>  | <b>391,67</b>       | <b>7.547</b>                 | <b>2.818.650,23</b>  | <b>373,48</b>       |
| HUESCA                      | 1.035                  | 366.275,60           | 353,89              | 621                    | 240.782,81           | 387,73              | 1.656                        | 607.058,41           | 366,58              |
| TERUEL                      | 506                    | 184.500,59           | 364,63              | 213                    | 86.130,99            | 404,37              | 719                          | 270.631,58           | 376,40              |
| ZARAGOZA                    | 3.207                  | 1.171.576,71         | 365,32              | 1.965                  | 769.383,53           | 391,54              | 5.172                        | 1.940.960,24         | 375,28              |
| <b>ASTURIAS</b>             | <b>4.725</b>           | <b>1.642.845,72</b>  | <b>347,69</b>       | <b>4.385</b>           | <b>1.667.096,97</b>  | <b>380,18</b>       | <b>9.110</b>                 | <b>3.309.942,69</b>  | <b>363,33</b>       |
| <b>ILLES BALEARS</b>        | <b>4.668</b>           | <b>1.696.312,75</b>  | <b>363,39</b>       | <b>3.171</b>           | <b>1.301.068,07</b>  | <b>410,30</b>       | <b>7.839</b>                 | <b>2.997.380,82</b>  | <b>382,37</b>       |
| <b>CANARIAS</b>             | <b>23.873</b>          | <b>8.428.341,34</b>  | <b>353,05</b>       | <b>19.994</b>          | <b>7.885.710,61</b>  | <b>394,40</b>       | <b>43.867</b>                | <b>16.314.051,95</b> | <b>371,90</b>       |
| LAS PALMAS                  | 9.707                  | 3.464.521,00         | 356,91              | 7.115                  | 2.836.596,21         | 398,68              | 16.822                       | 6.301.117,21         | 374,58              |
| S.C. TENERIFE               | 14.166                 | 4.963.820,34         | 350,40              | 12.879                 | 5.049.114,40         | 392,04              | 27.045                       | 10.012.934,74        | 370,23              |
| <b>CANTABRIA</b>            | <b>3.340</b>           | <b>1.149.120,67</b>  | <b>344,05</b>       | <b>3.440</b>           | <b>1.354.532,40</b>  | <b>393,76</b>       | <b>6.780</b>                 | <b>2.503.653,07</b>  | <b>369,27</b>       |
| <b>CASTILLA Y LEÓN</b>      | <b>12.373</b>          | <b>4.525.340,75</b>  | <b>365,74</b>       | <b>9.705</b>           | <b>3.891.988,05</b>  | <b>401,03</b>       | <b>22.078</b>                | <b>8.417.328,80</b>  | <b>381,25</b>       |
| ÁVILA                       | 1.060                  | 386.902,99           | 365,00              | 837                    | 334.658,38           | 399,83              | 1.897                        | 721.561,37           | 380,37              |
| BURGOS                      | 1.256                  | 466.797,10           | 371,65              | 1.313                  | 519.786,72           | 395,88              | 2.569                        | 986.583,82           | 384,03              |
| LEÓN                        | 2.254                  | 832.205,42           | 369,21              | 2.206                  | 907.319,47           | 411,30              | 4.460                        | 1.739.524,89         | 390,03              |
| PALENCIA                    | 972                    | 349.838,64           | 359,92              | 748                    | 292.224,14           | 390,67              | 1.720                        | 642.062,78           | 373,29              |
| SALAMANCA                   | 2.482                  | 897.607,83           | 361,65              | 1.450                  | 588.624,21           | 405,95              | 3.932                        | 1.486.232,04         | 377,98              |
| SEGOVIA                     | 444                    | 171.078,79           | 385,31              | 430                    | 175.367,62           | 407,83              | 874                          | 346.446,41           | 396,39              |
| SORIA                       | 302                    | 110.176,39           | 364,82              | 159                    | 66.987,01            | 421,30              | 461                          | 177.163,40           | 384,30              |
| VALLADOLID                  | 2.386                  | 866.794,12           | 363,28              | 1.626                  | 640.129,64           | 393,68              | 4.012                        | 1.506.923,76         | 375,60              |
| ZAMORA                      | 1.217                  | 443.939,47           | 364,78              | 936                    | 366.890,86           | 391,98              | 2.153                        | 810.830,33           | 376,60              |
| <b>CASTILLA-LA MANCHA</b>   | <b>10.277</b>          | <b>3.772.409,34</b>  | <b>367,07</b>       | <b>9.323</b>           | <b>3.728.768,44</b>  | <b>399,95</b>       | <b>19.600</b>                | <b>7.501.177,78</b>  | <b>382,71</b>       |
| ALBACETE                    | 2.029                  | 733.159,40           | 361,34              | 2.280                  | 911.247,99           | 399,67              | 4.309                        | 1.644.407,39         | 381,62              |
| CIUDAD REAL                 | 2.760                  | 1.028.288,48         | 372,57              | 2.510                  | 1.023.754,01         | 407,87              | 5.270                        | 2.052.042,49         | 389,38              |
| CUENCA                      | 1.262                  | 457.228,07           | 362,30              | 1.371                  | 534.735,05           | 390,03              | 2.633                        | 991.963,12           | 376,74              |
| GUADALAJARA                 | 694                    | 257.879,47           | 371,58              | 664                    | 264.291,99           | 398,03              | 1.358                        | 522.171,46           | 384,52              |
| TOLEDO                      | 3.532                  | 1.295.853,92         | 366,89              | 2.498                  | 994.739,40           | 398,21              | 6.030                        | 2.290.593,32         | 379,87              |

(Continúa al dorso)

| CC.AA.<br>Y/O<br>PROVINCIAS | PNC DE JUBILACIÓN      |                      |                     | PNC DE INVALIDEZ       |                      |                     | TOTAL JUBILACIÓN E INVALIDEZ |                       |                     |
|-----------------------------|------------------------|----------------------|---------------------|------------------------|----------------------|---------------------|------------------------------|-----------------------|---------------------|
|                             | NÚMERO<br>DE PENSIONES | IMPORTE<br>BRUTO     | PROMEDIO<br>MENSUAL | NÚMERO<br>DE PENSIONES | IMPORTE<br>BRUTO     | PROMEDIO<br>MENSUAL | NÚMERO<br>DE PENSIONES       | IMPORTE<br>BRUTO      | PROMEDIO<br>MENSUAL |
| CATALUNYA                   | 32.049                 | 11.854.316,65        | 369,88              | 26.383                 | 10.664.826,90        | 404,23              | 58.432                       | 22.519.143,55         | 385,39              |
| BARCELONA                   | 23.731                 | 8.784.551,08         | 370,17              | 19.360                 | 7.787.427,54         | 402,24              | 43.091                       | 16.571.978,62         | 384,58              |
| GIRONA                      | 2.584                  | 979.862,86           | 379,20              | 1.971                  | 802.449,13           | 407,13              | 4.555                        | 1.782.311,99          | 391,29              |
| LLEIDA                      | 2.076                  | 750.191,31           | 361,36              | 1.384                  | 570.790,64           | 412,42              | 3.460                        | 1.320.981,95          | 381,79              |
| TARRAGONA                   | 3.658                  | 1.339.711,40         | 366,24              | 3.668                  | 1.504.159,59         | 410,08              | 7.326                        | 2.843.870,99          | 388,19              |
| COMUNIDAD VALENCIANA        | 28.545                 | 9.968.813,93         | 349,23              | 19.352                 | 7.610.251,44         | 393,25              | 47.897                       | 17.579.065,37         | 367,02              |
| ALICANTE                    | 10.609                 | 3.736.527,53         | 352,20              | 6.262                  | 2.459.009,55         | 392,69              | 16.871                       | 6.195.537,08          | 367,23              |
| CASTELLÓN                   | 1.746                  | 637.809,98           | 365,30              | 2.289                  | 901.828,45           | 393,98              | 4.035                        | 1.539.638,43          | 381,57              |
| VALENCIA                    | 16.190                 | 5.594.476,42         | 345,55              | 10.801                 | 4.249.413,44         | 393,43              | 26.991                       | 9.843.889,86          | 364,71              |
| EXTREMADURA                 | 8.254                  | 2.960.644,22         | 358,69              | 5.892                  | 2.300.518,06         | 390,45              | 14.146                       | 5.261.162,28          | 371,92              |
| BADAJOS                     | 5.656                  | 2.039.357,67         | 360,57              | 4.011                  | 1.555.292,59         | 387,76              | 9.667                        | 3.594.650,26          | 371,85              |
| CÁCERES                     | 2.598                  | 921.286,55           | 354,61              | 1.881                  | 745.225,47           | 396,19              | 4.479                        | 1.666.512,02          | 372,07              |
| GALICIA                     | 26.055                 | 9.237.394,77         | 354,53              | 15.777                 | 6.215.153,14         | 393,94              | 41.832                       | 15.452.547,91         | 369,40              |
| A CORUÑA                    | 10.728                 | 3.782.862,17         | 352,62              | 5.931                  | 2.282.723,91         | 384,88              | 16.659                       | 6.065.586,08          | 364,10              |
| LUGO                        | 3.212                  | 1.164.403,85         | 362,52              | 1.721                  | 691.118,40           | 401,58              | 4.933                        | 1.855.522,25          | 376,14              |
| OURENSE                     | 3.743                  | 1.314.891,97         | 351,29              | 2.199                  | 856.150,42           | 389,34              | 5.942                        | 2.171.042,39          | 365,37              |
| PONTEVEDRA                  | 8.372                  | 2.975.236,78         | 355,38              | 5.926                  | 2.385.160,41         | 402,49              | 14.298                       | 5.360.397,19          | 374,91              |
| MADRID                      | 22.644                 | 8.059.069,92         | 355,90              | 14.992                 | 5.924.256,66         | 395,16              | 37.636                       | 13.983.326,58         | 371,54              |
| MURCIA                      | 6.981                  | 2.815.222,43         | 403,27              | 7.651                  | 3.424.802,29         | 447,63              | 14.632                       | 6.240.024,72          | 426,46              |
| NAVARRA                     | 1.681                  | 591.394,82           | 351,81              | 962                    | 388.619,67           | 403,97              | 2.643                        | 980.014,49            | 370,80              |
| PAÍS VASCO                  | 4.914                  | 1.753.238,23         | 356,78              | 6.121                  | 2.433.587,05         | 397,58              | 11.035                       | 4.186.825,28          | 379,41              |
| ARABA/ÁLAVA                 | 663                    | 239.199,82           | 360,78              | 637                    | 255.874,32           | 401,69              | 1.300                        | 495.074,14            | 380,83              |
| GIPUZKOA                    | 1.417                  | 532.834,75           | 376,03              | 1.638                  | 713.617,90           | 435,66              | 3.055                        | 1.246.452,65          | 408,00              |
| BIZKAIA                     | 2.834                  | 981.203,66           | 346,23              | 3.846                  | 1.464.094,83         | 380,68              | 6.680                        | 2.445.298,49          | 366,06              |
| LA RIOJA                    | 1.051                  | 386.248,85           | 367,51              | 784                    | 309.598,15           | 394,90              | 1.835                        | 695.847,00            | 379,21              |
| CEUTA                       | 897                    | 322.143,83           | 359,13              | 1.026                  | 403.137,01           | 392,92              | 1.923                        | 725.280,84            | 377,16              |
| MELILLA                     | 1.254                  | 447.930,36           | 357,20              | 1.466                  | 575.783,54           | 392,76              | 2.720                        | 1.023.713,90          | 376,37              |
| <b>TOTAL ESTADO</b>         | <b>253.965</b>         | <b>91.073.655,78</b> | <b>358,61</b>       | <b>199.021</b>         | <b>79.417.147,19</b> | <b>399,04</b>       | <b>452.986</b>               | <b>170.490.802,97</b> | <b>376,37</b>       |

Deducciones en nómina (PAS, LISMI, P.F.H.C. y Pagos Indevidos):

948.829,58

IMPORTE NETO DE LA NÓMINA:

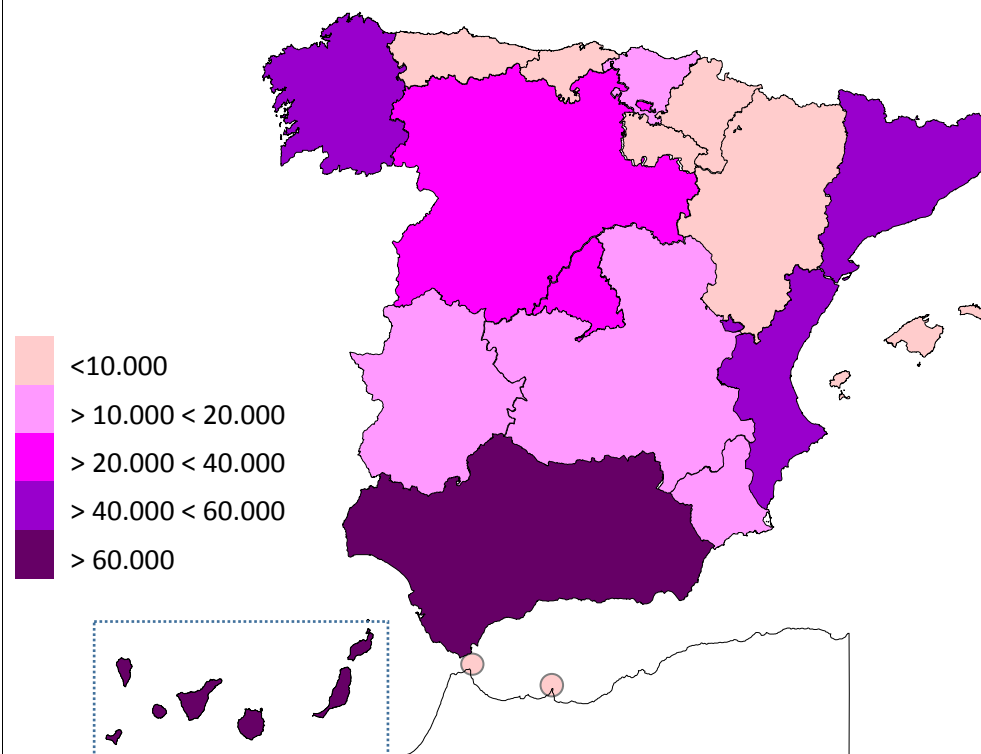
169.541.973,39

## PNCs DE LA SEGURIDAD SOCIAL DE JUBILACIÓN E INVALIDEZ

### DISTRIBUCIÓN TERRITORIAL DEL NÚMERO DE PENSIONES EN LA NÓMINA DE OCTUBRE DE 2015

| ÁMBITO<br>GEOGRÁFICO | NÚMERO DE PENSIONES POR TIPO |               |                |               |                |               |
|----------------------|------------------------------|---------------|----------------|---------------|----------------|---------------|
|                      | JUBILACIÓN                   | %             | INVALIDEZ      | %             | TOTAL          | %             |
| ANDALUCÍA            | 55.636                       | 21,91         | 45.798         | 23,01         | 101.434        | 22,39         |
| ARAGÓN               | 4.748                        | 1,87          | 2.799          | 1,41          | 7.547          | 1,67          |
| ASTURIAS             | 4.725                        | 1,86          | 4.385          | 2,20          | 9.110          | 2,01          |
| ILLES BALEARS        | 4.668                        | 1,84          | 3.171          | 1,59          | 7.839          | 1,73          |
| CANARIAS             | 23.873                       | 9,40          | 19.994         | 10,05         | 43.867         | 9,68          |
| CANTABRIA            | 3.340                        | 1,32          | 3.440          | 1,73          | 6.780          | 1,50          |
| CASTILLA Y LEÓN      | 12.373                       | 4,87          | 9.705          | 4,88          | 22.078         | 4,87          |
| CASTILLA-LA MANCHA   | 10.277                       | 4,05          | 9.323          | 4,68          | 19.600         | 4,33          |
| CATALUNYA            | 32.049                       | 12,62         | 26.383         | 13,26         | 58.432         | 12,90         |
| C. VALENCIANA        | 28.545                       | 11,24         | 19.352         | 9,72          | 47.897         | 10,57         |
| EXTREMADURA          | 8.254                        | 3,25          | 5.892          | 2,96          | 14.146         | 3,12          |
| GALICIA              | 26.055                       | 10,26         | 15.777         | 7,93          | 41.832         | 9,23          |
| MADRID               | 22.644                       | 8,92          | 14.992         | 7,53          | 37.636         | 8,31          |
| MURCIA               | 6.981                        | 2,75          | 7.651          | 3,84          | 14.632         | 3,23          |
| NAVARRA              | 1.681                        | 0,66          | 962            | 0,48          | 2.643          | 0,58          |
| PAÍS VASCO           | 4.914                        | 1,93          | 6.121          | 3,08          | 11.035         | 2,44          |
| LA RIOJA             | 1.051                        | 0,41          | 784            | 0,39          | 1.835          | 0,41          |
| CEUTA                | 897                          | 0,35          | 1.026          | 0,52          | 1.923          | 0,42          |
| MELILLA              | 1.254                        | 0,49          | 1.466          | 0,74          | 2.720          | 0,60          |
| <b>TOTAL ESTADO</b>  | <b>253.965</b>               | <b>100,00</b> | <b>199.021</b> | <b>100,00</b> | <b>452.986</b> | <b>100,00</b> |

DISTRIBUCIÓN POR COMUNIDADES AUTÓNOMAS

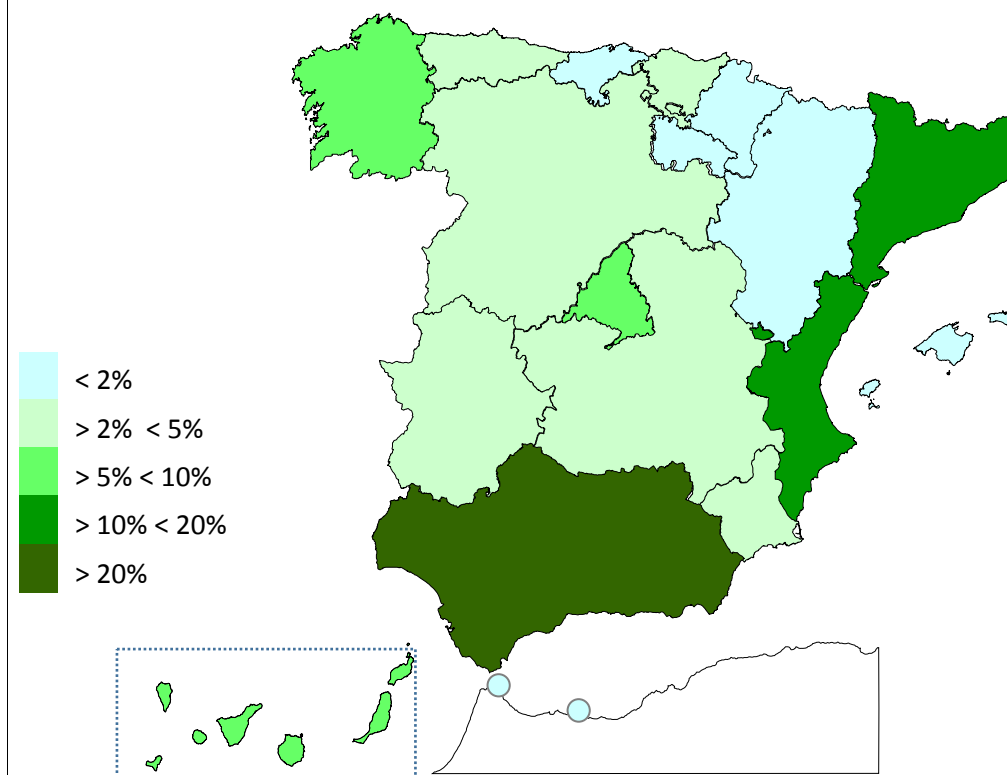


## PNCs DE LA SEGURIDAD SOCIAL DE JUBILACIÓN E INVALIDEZ

### DISTRIBUCIÓN TERRITORIAL DE LOS IMPORTES BRUTOS DE LAS NÓMINAS DEL AÑO 2015 HASTA OCTUBRE (\*)

| ÁMBITO<br>GEOGRÁFICO | IMPORTES BRUTOS DE LAS NÓMINAS |                       |                         |               |
|----------------------|--------------------------------|-----------------------|-------------------------|---------------|
|                      | JUBILACIÓN                     | INVALIDEZ             | TOTAL                   | %             |
| ANDALUCÍA            | 217.296.260,17                 | 199.512.201,52        | 416.808.461,69          | 22,35         |
| ARAGÓN               | 18.874.817,32                  | 12.194.177,15         | 31.068.994,47           | 1,67          |
| ASTURIAS             | 18.362.274,97                  | 19.135.238,35         | 37.497.513,32           | 2,01          |
| ILLES BALEARS        | 18.512.109,45                  | 14.376.195,64         | 32.888.305,09           | 1,76          |
| CANARIAS             | 92.754.026,32                  | 87.019.889,14         | 179.773.915,46          | 9,64          |
| CANTABRIA            | 12.567.325,38                  | 14.974.465,87         | 27.541.791,25           | 1,48          |
| CASTILLA Y LEÓN      | 49.465.997,28                  | 42.820.644,19         | 92.286.641,47           | 4,95          |
| CASTILLA-LA MANCHA   | 41.102.296,24                  | 41.708.156,30         | 82.810.452,54           | 4,44          |
| CATALUNYA            | 124.729.212,97                 | 115.543.167,94        | 240.272.380,91          | 12,89         |
| C. VALENCIANA        | 109.097.687,93                 | 83.175.755,55         | 192.273.443,48          | 10,31         |
| EXTREMADURA          | 33.121.760,53                  | 25.541.317,08         | 58.663.077,61           | 3,15          |
| GALICIA              | 103.371.183,75                 | 68.962.968,31         | 172.334.152,06          | 9,24          |
| MADRID               | 88.230.472,90                  | 65.886.168,42         | 154.116.641,32          | 8,27          |
| MURCIA               | 28.381.587,43                  | 35.012.316,97         | 63.393.904,40           | 3,40          |
| NAVARRA              | 6.501.784,15                   | 4.181.231,88          | 10.683.016,03           | 0,57          |
| PAÍS VASCO           | 19.106.968,35                  | 26.285.926,25         | 45.392.894,60           | 2,43          |
| LA RIOJA             | 4.150.727,40                   | 3.483.976,18          | 7.634.703,58            | 0,41          |
| CEUTA                | 3.533.033,58                   | 4.339.250,54          | 7.872.284,12            | 0,42          |
| MELILLA              | 5.029.511,34                   | 6.270.445,91          | 11.299.957,25           | 0,61          |
| <b>TOTAL ESTADO</b>  | <b>994.189.037,46</b>          | <b>870.423.493,19</b> | <b>1.864.612.530,65</b> | <b>100,00</b> |

DISTRIBUCIÓN PORCENTUAL POR COMUNIDADES AUTÓNOMAS



\*El pago es efectuado por la Tesorería General de la Seguridad Social, excepto Navarra y el País Vasco cuyas fuentes son el Dptº. de Políticas Sociales y Consumo y el Dptº. de Empleo y Políticas Sociales, respectivamente.

## PNCs DE LA SEGURIDAD SOCIAL: ALTAS, BAJAS Y OSCILACIONES EN NÓMINA DE OCTUBRE DE 2015 (1)

| ÁMBITO<br>GEOGRÁFICO | PNC DE JUBILACIÓN |              |              | PNC DE INVALIDEZ |              |              | TOTAL PNCs   |              |              |
|----------------------|-------------------|--------------|--------------|------------------|--------------|--------------|--------------|--------------|--------------|
|                      | ALTAS             | BAJAS        | OSCILACIONES | ALTAS            | BAJAS        | OSCILACIONES | ALTAS        | BAJAS        | OSCILACIONES |
| ANDALUCÍA            | 639               | 394          | 245          | 603              | 188          | 415          | 1.242        | 582          | 660          |
| ARAGÓN               | 57                | 45           | 12           | 31               | 17           | 14           | 88           | 62           | 26           |
| ASTURIAS             | 26                | 66           | -40          | 15               | 79           | -64          | 41           | 145          | -104         |
| ILLES BALEARS        | 69                | 60           | 9            | 58               | 32           | 26           | 127          | 92           | 35           |
| CANARIAS             | 152               | 171          | -19          | 206              | 113          | 93           | 358          | 284          | 74           |
| CANTABRIA            | 20                | 25           | -5           | 31               | 15           | 16           | 51           | 40           | 11           |
| CASTILLA Y LEÓN      | 126               | 117          | 9            | 94               | 71           | 23           | 220          | 188          | 32           |
| CASTILLA-LA MANCHA   | 76                | 111          | -35          | 80               | 89           | -9           | 156          | 200          | -44          |
| CATALUNYA            | 425               | 205          | 220          | 296              | 140          | 156          | 721          | 345          | 376          |
| C. VALENCIANA        | 193               | 156          | 37           | 172              | 55           | 117          | 365          | 211          | 154          |
| EXTREMADURA          | 44                | 55           | -11          | 50               | 16           | 34           | 94           | 71           | 23           |
| GALICIA              | 106               | 200          | -94          | 83               | 92           | -9           | 189          | 292          | -103         |
| MADRID               | 155               | 208          | -53          | 105              | 108          | -3           | 260          | 316          | -56          |
| MURCIA               | 96                | 112          | -16          | 122              | 120          | 2            | 218          | 232          | -14          |
| NAVARRA              | -                 | -            | -            | -                | -            | -            | -            | -            | -            |
| PAÍS VASCO           | -                 | -            | -            | -                | -            | -            | -            | -            | -            |
| LA RIOJA             | 13                | 15           | -2           | 8                | 12           | -4           | 21           | 27           | -6           |
| CEUTA                | 12                | 11           | 1            | 13               | 2            | 11           | 25           | 13           | 12           |
| MELILLA              | 6                 | 12           | -6           | 9                | 3            | 6            | 15           | 15           | 0            |
| <b>TOTAL ESTADO</b>  | <b>2.215</b>      | <b>1.963</b> | <b>252</b>   | <b>1.976</b>     | <b>1.152</b> | <b>824</b>   | <b>4.191</b> | <b>3.115</b> | <b>1.076</b> |

1) No se dispone del movimiento de beneficiarios en nómina de las comunidades de Navarra y el País Vasco

## PNCs DE LA SEGURIDAD SOCIAL: ACUMULADO DE ALTAS, BAJAS Y OSCILACIONES EN NÓMINA AÑO 2015 (1)

| ÁMBITO<br>GEOGRÁFICO | PNC DE JUBILACIÓN |               |               | PNC DE INVALIDEZ |               |              | TOTAL PNCs    |               |              |
|----------------------|-------------------|---------------|---------------|------------------|---------------|--------------|---------------|---------------|--------------|
|                      | ALTAS             | BAJAS         | OSCILACIONES  | ALTAS            | BAJAS         | OSCILACIONES | ALTAS         | BAJAS         | OSCILACIONES |
| ANDALUCÍA            | 4.425             | 6.177         | -1.752        | 3.755            | 3.361         | 394          | 8.180         | 9.538         | -1.358       |
| ARAGÓN               | 504               | 632           | -128          | 325              | 316           | 9            | 829           | 948           | -119         |
| ASTURIAS             | 407               | 488           | -81           | 350              | 357           | -7           | 757           | 845           | -88          |
| ILLES BALEARS        | 735               | 639           | 96            | 453              | 421           | 32           | 1.188         | 1.060         | 128          |
| CANARIAS             | 1.519             | 1.868         | -349          | 1.910            | 1.082         | 828          | 3.429         | 2.950         | 479          |
| CANTABRIA            | 276               | 257           | 19            | 316              | 207           | 109          | 592           | 464           | 128          |
| CASTILLA Y LEÓN      | 1.144             | 1.410         | -266          | 947              | 832           | 115          | 2.091         | 2.242         | -151         |
| CASTILLA-LA MANCHA   | 722               | 1.060         | -338          | 793              | 720           | 73           | 1.515         | 1.780         | -265         |
| CATALUNYA            | 2.671             | 2.511         | 160           | 2.555            | 1.402         | 1.153        | 5.226         | 3.913         | 1.313        |
| C. VALENCIANA        | 2.087             | 1.984         | 103           | 1.540            | 1.013         | 527          | 3.627         | 2.997         | 630          |
| EXTREMADURA          | 759               | 967           | -208          | 550              | 448           | 102          | 1.309         | 1.415         | -106         |
| GALICIA              | 1.518             | 2.482         | -964          | 1.014            | 921           | 93           | 2.532         | 3.403         | -871         |
| MADRID               | 2.091             | 1.593         | 498           | 1.531            | 849           | 682          | 3.622         | 2.442         | 1.180        |
| MURCIA               | 512               | 708           | -196          | 681              | 525           | 156          | 1.193         | 1.233         | -40          |
| NAVARRA              | -                 | -             | -             | -                | -             | -            | -             | -             | -            |
| PAÍS VASCO           | -                 | -             | -             | -                | -             | -            | -             | -             | -            |
| LA RIOJA             | 116               | 131           | -15           | 88               | 70            | 18           | 204           | 201           | 3            |
| CEUTA                | 71                | 75            | -4            | 107              | 55            | 52           | 178           | 130           | 48           |
| MELILLA              | 69                | 126           | -57           | 110              | 75            | 35           | 179           | 201           | -22          |
| <b>TOTAL ESTADO</b>  | <b>19.626</b>     | <b>23.108</b> | <b>-3.482</b> | <b>17.025</b>    | <b>12.654</b> | <b>4.371</b> | <b>36.651</b> | <b>35.762</b> | <b>889</b>   |

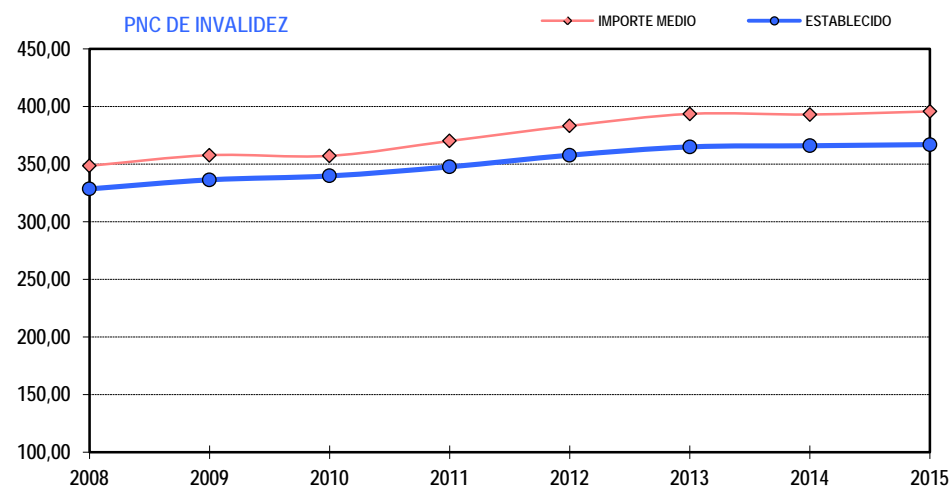
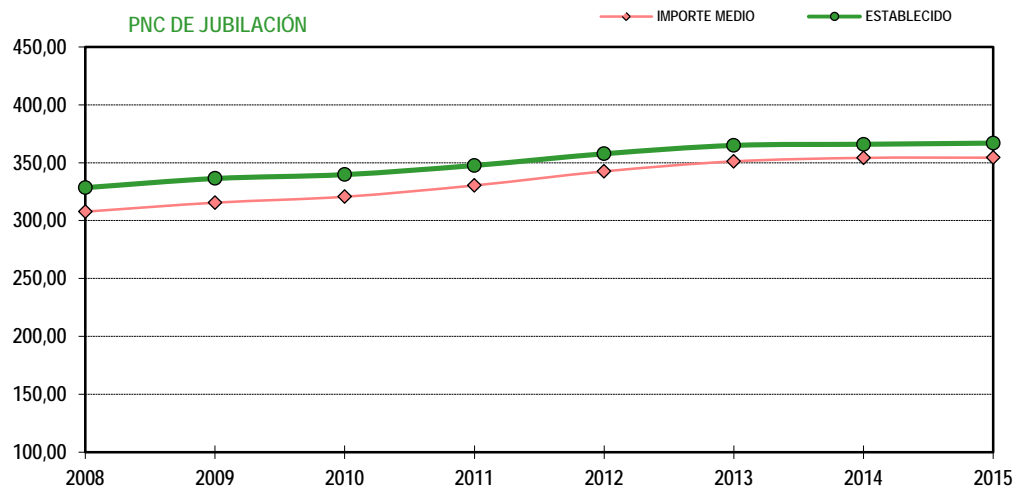
1) No se dispone del movimiento de beneficiarios en nómina de las comunidades de Navarra y el País Vasco

## EVOLUCIÓN IMPORTES MEDIOS PENSIONES NO CONTRIBUTIVAS

|                         | PNC DE JUBILACIÓN |               |               |               |               |               |               |               | PNC DE INVALIDEZ |               |               |               |               |               |               |               |
|-------------------------|-------------------|---------------|---------------|---------------|---------------|---------------|---------------|---------------|------------------|---------------|---------------|---------------|---------------|---------------|---------------|---------------|
|                         | 2008              | 2009          | 2010          | 2011          | 2012          | 2013          | 2014          | 2015          | 2008             | 2009          | 2010          | 2011          | 2012          | 2013          | 2014          | 2015          |
| ENERO                   | 316,06            | 315,68        | 319,21        | 334,45        | 350,01        | 349,88        | 353,39        | 354,25        | 357,42           | 356,26        | 358,94        | 376,34        | 394,88        | 398,04        | 392,89        | 394,55        |
| FEBRERO                 | 306,99            | 314,80        | 319,85        | 329,22        | 338,85        | 350,34        | 354,41        | 354,72        | 346,63           | 356,11        | 362,33        | 348,08        | 381,74        | 391,44        | 398,14        | 396,07        |
| MARZO                   | 308,60            | 316,40        | 321,93        | 331,20        | 342,74        | 353,56        | 357,21        | 356,28        | 350,57           | 359,76        | 367,34        | 375,52        | 385,50        | 396,97        | 402,08        | 401,31        |
| ABRIL                   | 307,89            | 316,18        | 322,42        | 331,82        | 343,49        | 353,26        | 357,50        | 355,46        | 349,65           | 360,88        | 366,96        | 375,89        | 387,02        | 397,53        | 402,37        | 398,89        |
| MAYO                    | 308,81            | 316,90        | 321,34        | 330,75        | 341,05        | 353,36        | 356,68        | 354,33        | 350,72           | 360,91        | 365,57        | 373,05        | 383,65        | 395,99        | 399,99        | 397,24        |
| JUNIO*                  | 606,10            | 622,25        | 631,82        | 648,46        | 671,49        | 690,19        | 695,66        | 697,19        | 682,74           | 700,98        | 708,92        | 725,87        | 751,77        | 771,20        | 777,06        | 776,13        |
| JULIO                   | 309,63            | 318,42        | 323,56        | 334,13        | 346,58        | 354,78        | 357,22        | 357,26        | 352,90           | 362,57        | 342,22        | 376,05        | 388,40        | 398,36        | 401,92        | 399,06        |
| AGOSTO                  | 308,47            | 317,63        | 322,35        | 331,09        | 343,99        | 354,66        | 356,01        | 355,28        | 349,40           | 362,41        | 364,72        | 372,59        | 383,67        | 397,20        | 397,56        | 395,41        |
| SEPTIEMBRE              | 306,73            | 315,78        | 320,22        | 329,58        | 340,69        | 348,84        | 353,33        | 354,27        | 346,52           | 356,45        | 361,22        | 369,25        | 379,37        | 390,74        | 393,28        | 394,65        |
| OCTUBRE                 | 307,90            | 316,66        | 322,13        | 334,63        | 348,10        | 353,98        | 357,33        | 358,61        | 351,26           | 360,72        | 363,26        | 375,30        | 386,74        | 396,92        | 396,44        | 399,04        |
| NOVIEMBRE*              | 609,10            | 625,29        | 635,57        | 654,13        | 678,81        | 694,56        | 698,66        |               | 685,55           | 704,05        | 669,36        | 733,14        | 750,59        | 774,46        | 733,33        |               |
| ENERO                   | 311,70            | 320,33        | 327,85        | 335,44        | 349,13        | 358,52        | 360,75        |               | 355,65           | 366,72        | 369,24        | 379,51        | 390,41        | 400,94        | 407,07        |               |
| <b>IMPORTE MEDIO</b>    | <b>307,71</b>     | <b>315,45</b> | <b>320,59</b> | <b>330,35</b> | <b>342,50</b> | <b>351,14</b> | <b>354,15</b> | <b>354,33</b> | <b>348,50</b>    | <b>357,70</b> | <b>357,15</b> | <b>370,04</b> | <b>383,12</b> | <b>393,56</b> | <b>393,01</b> | <b>395,67</b> |
| <b>IMP. MENSUAL</b>     |                   |               |               |               |               |               |               |               |                  |               |               |               |               |               |               |               |
| ESTABLECIDO             | 328,44            | 336,33        | 339,70        | 347,60        | 357,70        | 364,90        | 365,90        | 366,90        | 328,44           | 336,33        | 339,70        | 347,60        | 357,70        | 364,90        | 365,90        | 366,90        |
| Con comp. 50% T. P. (1) | -                 | -             | -             | -             | -             | -             | -             | -             | 492,66           | 504,50        | 509,55        | 521,40        | 536,55        | 547,35        | 548,85        | 550,35        |
| MÍNIMO 25%              | 82,11             | 84,08         | 84,93         | 86,90         | 89,43         | 91,23         | 91,48         | 91,73         | 82,11            | 84,08         | 84,93         | 86,90         | 89,43         | 91,23         | 91,48         | 91,73         |
| Δ INTERANUAL            | 5,10%             | 2,40%         | 1,00%         | 2,30%         | 2,90%         | 2,00%         | 0,25%         | 0,25%         | 5,10%            | 2,40%         | 1,00%         | 2,30%         | 2,90%         | 2,00%         | 0,25%         | 0,25%         |

(\*) Junto a la mensualidad se abona una paga extra, por lo que la media se calcula sobre 14 pagas.

(1) En la PNC de Invalidez, la cuantía se incrementa en un 50% en los casos en que el beneficiario necesite el concurso de una tercera persona.

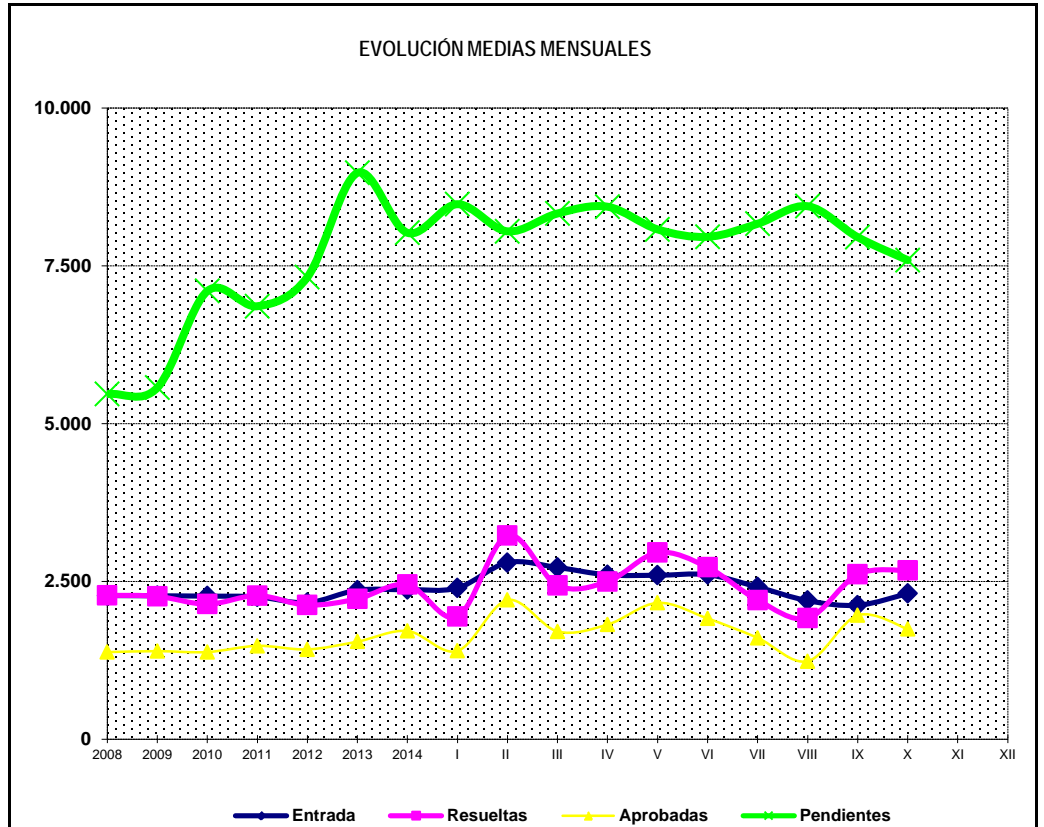
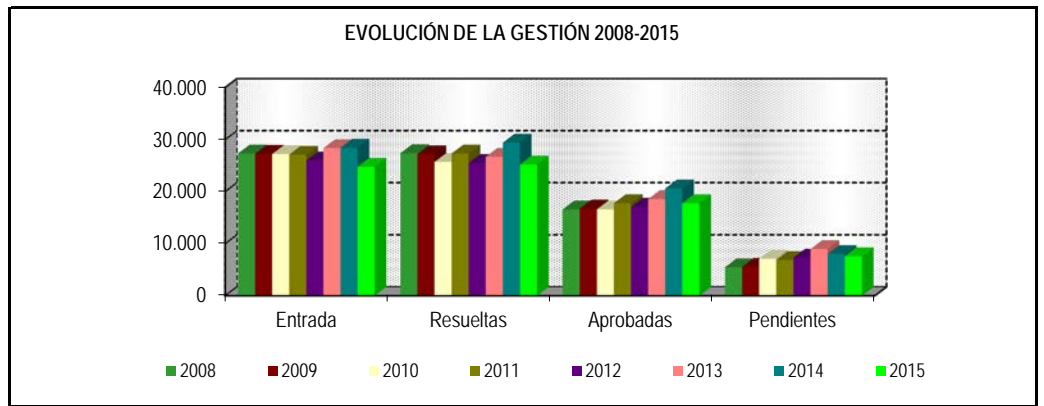


**1b Pnc de Jubilación: Datos de la gestión mensual y anual**

## R.D.L. 1/1994, DE 20 DE JUNIO; T. REF. LGSS PNCs DE LA SEGURIDAD SOCIAL

## JUBILACIÓN

|                                 |       | Entrada | Resueltas | % R./E. | Aprobadas | % A./R. | No Aprob. | Pendientes |
|---------------------------------|-------|---------|-----------|---------|-----------|---------|-----------|------------|
| G<br>E<br>S<br>T<br>I<br>O<br>N | 2008  | 27.308  | 27.364    | 100,21% | 16.564    | 60,53%  | 10.800    | 5.468      |
|                                 | 2009  | 27.264  | 27.164    | 99,63%  | 16.742    | 60,98%  | 10.422    | 5.568      |
|                                 | 2010  | 27.201  | 25.670    | 94,37%  | 16.574    | 64,57%  | 9.096     | 7.099      |
|                                 | 2011  | 27.062  | 27.302    | 100,89% | 17.751    | 65,02%  | 9.551     | 6.859      |
|                                 | 2012  | 25.959  | 25.498    | 98,22%  | 17.078    | 66,98%  | 8.420     | 7.320      |
|                                 | 2013  | 28.331  | 26.679    | 94,17%  | 18.552    | 69,54%  | 8.127     | 8.972      |
|                                 | 2014  | 28.436  | 29.386    | 103,34% | 20.576    | 70,02%  | 8.810     | 8.022      |
| M<br>E<br>D<br>I<br>A<br>S      | 2008  | 2.276   | 2.280     |         | 1.380     |         | 900       | 5.468      |
|                                 | 2009  | 2.272   | 2.264     |         | 1.395     |         | 869       | 5.568      |
|                                 | 2010  | 2.267   | 2.139     |         | 1.381     |         | 758       | 7.099      |
|                                 | 2011  | 2.255   | 2.275     |         | 1.479     |         | 796       | 6.859      |
|                                 | 2012  | 2.163   | 2.125     |         | 1.423     |         | 702       | 7.320      |
|                                 | 2013  | 2.361   | 2.223     |         | 1.546     |         | 677       | 8.972      |
|                                 | 2014  | 2.370   | 2.449     |         | 1.715     |         | 734       | 8.022      |
| 2015                            |       |         |           |         |           |         |           |            |
| I                               | 2.396 | 1.943   | 81,09%    | 1.399   | 72,00%    | 544     | 8.475     |            |
| II                              | 2.798 | 3.228   | 115,37%   | 2.205   | 68,31%    | 1.023   | 8.045     |            |
| III                             | 2.720 | 2.437   | 89,60%    | 1.707   | 70,05%    | 730     | 8.328     |            |
| IV                              | 2.604 | 2.497   | 95,89%    | 1.816   | 72,73%    | 681     | 8.435     |            |
| V                               | 2.597 | 2.956   | 113,82%   | 2.160   | 73,07%    | 796     | 8.076     |            |
| VI                              | 2.606 | 2.724   | 104,53%   | 1.913   | 70,23%    | 811     | 7.958     |            |
| VII                             | 2.411 | 2.204   | 91,41%    | 1.606   | 72,87%    | 598     | 8.165     |            |
| VIII                            | 2.195 | 1.917   | 87,33%    | 1.236   | 64,48%    | 681     | 8.443     |            |
| IX                              | 2.122 | 2.612   | 123,09%   | 1.963   | 75,15%    | 649     | 7.953     |            |
| X                               | 2.308 | 2.672   | 115,77%   | 1.745   | 65,31%    | 927     | 7.589     |            |
| XI                              |       |         |           |         |           |         |           |            |
| XII                             |       |         |           |         |           |         |           |            |
|                                 |       | 24.757  | 25.190    | 101,75% | 17.750    | 70,46%  | 7.440     | 7.589      |



\* Pendientes reales

## PENSIÓN NO CONTRIBUTIVA DE JUBILACIÓN

### DATOS DE GESTIÓN CORRESPONDIENTES AL MES DE OCTUBRE DE 2015

| CC.AA.<br>Y/O<br>PROVINCIAS | PTES.<br>MES<br>ANTERIOR | SOLICITUDES<br>PRESENTADAS |             |     |      |       | A<br>RESOLV.<br>MES | SOLICITUDES RESUELTAS |             |     |      |       |              |         |       |       | PTES.<br>FIN<br>MES |
|-----------------------------|--------------------------|----------------------------|-------------|-----|------|-------|---------------------|-----------------------|-------------|-----|------|-------|--------------|---------|-------|-------|---------------------|
|                             |                          | NUEVAS                     | SGIM Y SATP | PAS | INSS | TOTAL |                     | APROBADAS             |             |     |      |       | NO APROBADAS |         |       |       |                     |
|                             |                          |                            |             |     |      |       |                     | NUEVAS                | SGIM Y SATP | PAS | INSS | TOTAL | DNG          | CAD-DES | TOTAL |       |                     |
| <b>ANDALUCÍA</b>            | 817                      | 396                        | 3           | 20  | 0    | 419   | 1.236               | 306                   | 0           | 5   | 0    | 311   | 77           | 27      | 415   | 821   |                     |
| ALMERÍA                     | 42                       | 31                         | 2           | 0   | 0    | 33    | 75                  | 22                    | 0           | 0   | 0    | 22    | 6            | 8       | 36    | 39    |                     |
| CÁDIZ                       | 184                      | 60                         | 0           | 6   | 0    | 66    | 250                 | 34                    | 0           | 2   | 0    | 36    | 8            | 3       | 47    | 203   |                     |
| CÓRDOBA                     | 39                       | 28                         | 1           | 1   | 0    | 30    | 69                  | 25                    | 0           | 0   | 0    | 25    | 5            | 3       | 33    | 36    |                     |
| GRANADA                     | 60                       | 31                         | 0           | 0   | 0    | 31    | 91                  | 31                    | 0           | 0   | 0    | 31    | 6            | 1       | 38    | 53    |                     |
| HUELVA                      | 31                       | 27                         | 0           | 0   | 0    | 27    | 58                  | 21                    | 0           | 0   | 0    | 21    | 7            | 2       | 30    | 28    |                     |
| JAÉN                        | 15                       | 23                         | 0           | 0   | 0    | 23    | 38                  | 10                    | 0           | 0   | 0    | 10    | 2            | 0       | 12    | 26    |                     |
| MÁLAGA                      | 177                      | 128                        | 0           | 0   | 0    | 128   | 305                 | 80                    | 0           | 0   | 0    | 80    | 23           | 2       | 105   | 200   |                     |
| SEVILLA                     | 269                      | 68                         | 0           | 13  | 0    | 81    | 350                 | 83                    | 0           | 3   | 0    | 86    | 20           | 8       | 114   | 236   |                     |
| <b>ARAGÓN</b>               | 54                       | 51                         | 0           | 0   | 0    | 51    | 105                 | 40                    | 0           | 0   | 0    | 40    | 13           | 3       | 56    | 49    |                     |
| HUESCA                      | 13                       | 7                          | 0           | 0   | 0    | 7     | 20                  | 9                     | 0           | 0   | 0    | 9     | 2            | 1       | 12    | 8     |                     |
| TERUEL                      | 3                        | 2                          | 0           | 0   | 0    | 2     | 5                   | 3                     | 0           | 0   | 0    | 3     | 1            | 0       | 4     | 1     |                     |
| ZARAGOZA                    | 38                       | 42                         | 0           | 0   | 0    | 42    | 80                  | 28                    | 0           | 0   | 0    | 28    | 10           | 2       | 40    | 40    |                     |
| <b>ASTURIAS</b>             | 97                       | 43                         | 0           | 0   | 0    | 43    | 140                 | 44                    | 0           | 0   | 1    | 45    | 18           | 8       | 71    | 69    |                     |
| <b>ILLES BALEARS</b>        | 66                       | 52                         | 0           | 0   | 0    | 52    | 118                 | 46                    | 0           | 0   | 0    | 46    | 11           | 6       | 63    | 55    |                     |
| <b>CANARIAS</b>             | 1.313                    | 166                        | 0           | 0   | 0    | 166   | 1.479               | 113                   | 0           | 3   | 0    | 116   | 52           | 77      | 245   | 1.234 |                     |
| LAS PALMAS                  | 667                      | 84                         | 0           | 0   | 0    | 84    | 751                 | 70                    | 0           | 3   | 0    | 73    | 40           | 65      | 178   | 573   |                     |
| S.C. TENERIFE               | 646                      | 82                         | 0           | 0   | 0    | 82    | 728                 | 43                    | 0           | 0   | 0    | 43    | 12           | 12      | 67    | 661   |                     |
| <b>CANTABRIA</b>            | 46                       | 26                         | 0           | 0   | 0    | 26    | 72                  | 31                    | 0           | 0   | 0    | 31    | 7            | 0       | 38    | 34    |                     |
| <b>CASTILLA Y LEÓN</b>      | 224                      | 119                        | 0           | 0   | 0    | 119   | 343                 | 71                    | 2           | 0   | 0    | 73    | 15           | 6       | 94    | 249   |                     |
| ÁVILA                       | 0                        | 12                         | 0           | 0   | 0    | 12    | 12                  | 5                     | 0           | 0   | 0    | 5     | 1            | 0       | 6     | 6     |                     |
| BURGOS                      | 37                       | 17                         | 0           | 0   | 0    | 17    | 54                  | 13                    | 0           | 0   | 0    | 13    | 5            | 3       | 21    | 33    |                     |
| LEÓN                        | 69                       | 18                         | 0           | 0   | 0    | 18    | 87                  | 2                     | 0           | 0   | 0    | 2     | 1            | 0       | 3     | 84    |                     |
| PALENCIA                    | 7                        | 12                         | 0           | 0   | 0    | 12    | 19                  | 6                     | 0           | 0   | 0    | 6     | 3            | 0       | 9     | 10    |                     |
| SALAMANCA                   | 30                       | 22                         | 0           | 0   | 0    | 22    | 52                  | 18                    | 2           | 0   | 0    | 20    | 2            | 0       | 22    | 30    |                     |
| SEGOVIA                     | 9                        | 7                          | 0           | 0   | 0    | 7     | 16                  | 0                     | 0           | 0   | 0    | 0     | 0            | 0       | 0     | 16    |                     |
| SORIA                       | 2                        | 3                          | 0           | 0   | 0    | 3     | 5                   | 2                     | 0           | 0   | 0    | 2     | 1            | 0       | 3     | 2     |                     |
| VALLADOLID                  | 57                       | 19                         | 0           | 0   | 0    | 19    | 76                  | 20                    | 0           | 0   | 0    | 20    | 1            | 3       | 24    | 52    |                     |
| ZAMORA                      | 13                       | 9                          | 0           | 0   | 0    | 9     | 22                  | 5                     | 0           | 0   | 0    | 5     | 1            | 0       | 6     | 16    |                     |
| <b>CASTILLA-LA MANCHA</b>   | 442                      | 106                        | 0           | 0   | 0    | 106   | 548                 | 39                    | 0           | 0   | 0    | 39    | 15           | 4       | 58    | 490   |                     |
| ALBACETE                    | 24                       | 20                         | 0           | 0   | 0    | 20    | 44                  | 11                    | 0           | 0   | 0    | 11    | 5            | 1       | 17    | 27    |                     |
| CIUDAD REAL                 | 4                        | 22                         | 0           | 0   | 0    | 22    | 26                  | 12                    | 0           | 0   | 0    | 12    | 3            | 0       | 15    | 11    |                     |
| CUENCA                      | 3                        | 9                          | 0           | 0   | 0    | 9     | 12                  | 6                     | 0           | 0   | 0    | 6     | 4            | 0       | 10    | 2     |                     |
| GUADALAJARA                 | 8                        | 7                          | 0           | 0   | 0    | 7     | 15                  | 8                     | 0           | 0   | 0    | 8     | 1            | 0       | 9     | 6     |                     |
| TOLEDO                      | 403                      | 48                         | 0           | 0   | 0    | 48    | 451                 | 2                     | 0           | 0   | 0    | 2     | 2            | 3       | 7     | 444   |                     |

(Continúa al dorso)

| CC.AA.<br>Y/O<br>PROVINCIAS | PTES.<br>MES<br>ANTERIOR | SOLICITUDES<br>PRESENTADAS |             |     |      |       | A<br>RESOLV.<br>MES | SOLICITUDES RESUELTAS |             |     |      |       |              |         |       |       | PTES.<br>FIN<br>MES |
|-----------------------------|--------------------------|----------------------------|-------------|-----|------|-------|---------------------|-----------------------|-------------|-----|------|-------|--------------|---------|-------|-------|---------------------|
|                             |                          | NUEVAS                     | SGIM Y SATP | PAS | INSS | TOTAL |                     | APROBADAS             |             |     |      |       | NO APROBADAS |         | TOTAL |       |                     |
|                             |                          |                            |             |     |      |       |                     | NUEVAS                | SGIM Y SATP | PAS | INSS | TOTAL | DNG          | CAD-DES |       |       |                     |
| CATALUNYA                   | 2.092                    | 270                        | 0           | 0   | 0    | 270   | 2.362               | 292                   | 0           | 0   | 2    | 294   | 123          | 38      | 455   | 1.907 |                     |
| BARCELONA                   | 1.508                    | 200                        | 0           | 0   | 0    | 200   | 1.708               | 213                   | 0           | 0   | 1    | 214   | 88           | 28      | 330   | 1.378 |                     |
| GIRONA                      | 220                      | 28                         | 0           | 0   | 0    | 28    | 248                 | 36                    | 0           | 0   | 0    | 36    | 11           | 2       | 49    | 199   |                     |
| LLEIDA                      | 121                      | 13                         | 0           | 0   | 0    | 13    | 134                 | 13                    | 0           | 0   | 0    | 13    | 10           | 0       | 23    | 111   |                     |
| TARRAGONA                   | 243                      | 29                         | 0           | 0   | 0    | 29    | 272                 | 30                    | 0           | 0   | 1    | 31    | 14           | 8       | 53    | 219   |                     |
| COMUNIDAD VALENCIANA        | 663                      | 265                        | 1           | 0   | 0    | 266   | 929                 | 191                   | 0           | 0   | 0    | 191   | 69           | 2       | 262   | 667   |                     |
| ALICANTE                    | 369                      | 126                        | 1           | 0   | 0    | 127   | 496                 | 78                    | 0           | 0   | 0    | 78    | 23           | 1       | 102   | 394   |                     |
| CASTELLÓN                   | 68                       | 21                         | 0           | 0   | 0    | 21    | 89                  | 17                    | 0           | 0   | 0    | 17    | 2            | 1       | 20    | 69    |                     |
| VALENCIA                    | 226                      | 118                        | 0           | 0   | 0    | 118   | 344                 | 96                    | 0           | 0   | 0    | 96    | 44           | 0       | 140   | 204   |                     |
| EXTREMADURA                 | 61                       | 54                         | 0           | 1   | 0    | 55    | 116                 | 40                    | 0           | 0   | 0    | 40    | 14           | 9       | 63    | 53    |                     |
| BADAJOS                     | 38                       | 31                         | 0           | 1   | 0    | 32    | 70                  | 30                    | 0           | 0   | 0    | 30    | 7            | 9       | 46    | 24    |                     |
| CÁCERES                     | 23                       | 23                         | 0           | 0   | 0    | 23    | 46                  | 10                    | 0           | 0   | 0    | 10    | 7            | 0       | 17    | 29    |                     |
| GALICIA                     | 810                      | 198                        | 1           | 0   | 0    | 199   | 1.009               | 188                   | 1           | 0   | 0    | 189   | 80           | 9       | 278   | 731   |                     |
| A CORUÑA                    | 415                      | 76                         | 0           | 0   | 0    | 76    | 491                 | 58                    | 0           | 0   | 0    | 58    | 25           | 7       | 90    | 401   |                     |
| LUGO                        | 23                       | 26                         | 0           | 0   | 0    | 26    | 49                  | 17                    | 0           | 0   | 0    | 17    | 6            | 1       | 24    | 25    |                     |
| OURENSE                     | 23                       | 13                         | 1           | 0   | 0    | 14    | 37                  | 20                    | 1           | 0   | 0    | 21    | 4            | 0       | 25    | 12    |                     |
| PONTEVEDRA                  | 349                      | 83                         | 0           | 0   | 0    | 83    | 432                 | 93                    | 0           | 0   | 0    | 93    | 45           | 1       | 139   | 293   |                     |
| MADRID                      | 889                      | 354                        | 2           | 2   | 0    | 358   | 1.247               | 216                   | 2           | 2   | 0    | 220   | 81           | 87      | 388   | 859   |                     |
| MURCIA                      | 244                      | 69                         | 0           | 0   | 0    | 69    | 313                 | 44                    | 1           | 0   | 0    | 45    | 32           | 18      | 95    | 218   |                     |
| NAVARRA                     | 28                       | 26                         | 0           | 0   | 0    | 26    | 54                  | 6                     | 0           | 0   | 0    | 6     | 1            | 5       | 12    | 42    |                     |
| PAÍS VASCO                  | 56                       | 62                         | 0           | 1   | 0    | 63    | 119                 | 32                    | 0           | 1   | 0    | 33    | 9            | 6       | 48    | 71    |                     |
| ARABA/ÁLAVA                 | 0                        | 8                          | 0           | 0   | 0    | 8     | 8                   | 3                     | 0           | 0   | 0    | 3     | 0            | 0       | 3     | 5     |                     |
| GIPUZKOA                    | 15                       | 12                         | 0           | 0   | 0    | 12    | 27                  | 14                    | 0           | 0   | 0    | 14    | 2            | 6       | 22    | 5     |                     |
| BIZKAIA                     | 41                       | 42                         | 0           | 1   | 0    | 43    | 84                  | 15                    | 0           | 1   | 0    | 16    | 7            | 0       | 23    | 61    |                     |
| LA RIOJA                    | 27                       | 8                          | 0           | 0   | 0    | 8     | 35                  | 17                    | 0           | 0   | 0    | 17    | 2            | 0       | 19    | 16    |                     |
| CEUTA                       | 18                       | 6                          | 0           | 0   | 0    | 6     | 24                  | 3                     | 0           | 0   | 0    | 3     | 1            | 1       | 5     | 19    |                     |
| MELILLA                     | 6                        | 6                          | 0           | 0   | 0    | 6     | 12                  | 6                     | 0           | 0   | 0    | 6     | 1            | 0       | 7     | 5     |                     |

|              |       |       |   |    |   |       |        |       |   |    |   |       |     |     |       |       |
|--------------|-------|-------|---|----|---|-------|--------|-------|---|----|---|-------|-----|-----|-------|-------|
| TOTAL ESTADO | 7.953 | 2.277 | 7 | 24 | 0 | 2.308 | 10.261 | 1.725 | 6 | 11 | 3 | 1.745 | 621 | 306 | 2.672 | 7.589 |
|--------------|-------|-------|---|----|---|-------|--------|-------|---|----|---|-------|-----|-----|-------|-------|

## PENSIÓN NO CONTRIBUTIVA DE JUBILACIÓN

### CAUSAS DE DENEGACIÓN CORRESPONDIENTES AL MES DE OCTUBRE DE 2015

| CC.AA.<br>Y/O<br>PROVINCIAS | EDAD | RESIDENCIA LEGAL | RECURSOS<br>ECONÓMICOS |        | PRESTACIÓN<br>INCOMPATIBLE | SIN<br>DESGLOSAR | TOTAL<br>CAUSAS DE<br>DENEGACIÓN |
|-----------------------------|------|------------------|------------------------|--------|----------------------------|------------------|----------------------------------|
|                             |      |                  | PERSONALES             | U.E.C. |                            |                  |                                  |
|                             |      |                  | ANDALUCÍA              | 8      | 8                          | 18               |                                  |
| ALMERÍA                     | 1    | 0                | 3                      | 2      | 0                          | 0                | 6                                |
| CÁDIZ                       | 2    | 1                | 2                      | 3      | 0                          | 0                | 8                                |
| CÓRDOBA                     | 1    | 0                | 1                      | 3      | 0                          | 0                | 5                                |
| GRANADA                     | 0    | 4                | 0                      | 2      | 0                          | 0                | 6                                |
| HUELVA                      | 1    | 0                | 2                      | 4      | 0                          | 0                | 7                                |
| JAÉN                        | 0    | 0                | 0                      | 2      | 0                          | 0                | 2                                |
| MÁLAGA                      | 1    | 3                | 4                      | 15     | 0                          | 0                | 23                               |
| SEVILLA                     | 2    | 0                | 6                      | 12     | 0                          | 0                | 20                               |
| ARAGÓN                      | 1    | 3                | 5                      | 4      | 0                          | 0                | 13                               |
| HUESCA                      | 1    | 0                | 1                      | 0      | 0                          | 0                | 2                                |
| TERUEL                      | 0    | 1                | 0                      | 0      | 0                          | 0                | 1                                |
| ZARAGOZA                    | 0    | 2                | 4                      | 4      | 0                          | 0                | 10                               |
| ASTURIAS                    | 0    | 2                | 7                      | 9      | 0                          | 0                | 18                               |
| ILLES BALEARS               | 2    | 1                | 3                      | 5      | 0                          | 0                | 11                               |
| CANARIAS                    | 1    | 18               | 16                     | 16     | 1                          | 0                | 52                               |
| LAS PALMAS                  | 0    | 14               | 11                     | 14     | 1                          | 0                | 40                               |
| S.C. TENERIFE               | 1    | 4                | 5                      | 2      | 0                          | 0                | 12                               |
| CANTABRIA                   | 0    | 0                | 1                      | 6      | 0                          | 0                | 7                                |
| CASTILLA Y LEÓN             | 2    | 2                | 4                      | 7      | 0                          | 0                | 15                               |
| ÁVILA                       | 0    | 0                | 1                      | 0      | 0                          | 0                | 1                                |
| BURGOS                      | 0    | 2                | 1                      | 2      | 0                          | 0                | 5                                |
| LEÓN                        | 0    | 0                | 0                      | 1      | 0                          | 0                | 1                                |
| PALENCIA                    | 1    | 0                | 1                      | 1      | 0                          | 0                | 3                                |
| SALAMANCA                   | 0    | 0                | 0                      | 2      | 0                          | 0                | 2                                |
| SEGOVIA                     | 0    | 0                | 0                      | 0      | 0                          | 0                | 0                                |
| SORIA                       | 1    | 0                | 0                      | 0      | 0                          | 0                | 1                                |
| VALLADOLID                  | 0    | 0                | 1                      | 0      | 0                          | 0                | 1                                |
| ZAMORA                      | 0    | 0                | 0                      | 1      | 0                          | 0                | 1                                |
| CASTILLA-LA MANCHA          | 4    | 2                | 1                      | 8      | 0                          | 0                | 15                               |
| ALBACETE                    | 0    | 0                | 1                      | 4      | 0                          | 0                | 5                                |
| CIUDAD REAL                 | 1    | 0                | 0                      | 2      | 0                          | 0                | 3                                |
| CUENCA                      | 1    | 1                | 0                      | 2      | 0                          | 0                | 4                                |
| GUADALAJARA                 | 0    | 1                | 0                      | 0      | 0                          | 0                | 1                                |
| TOLEDO                      | 2    | 0                | 0                      | 0      | 0                          | 0                | 2                                |

(Continúa al dorso)

| CC.AA.<br>Y/O<br>PROVINCIAS | EDAD      | RESIDENCIA LEGAL | RECURSOS<br>ECONÓMICOS |            | PRESTACIÓN   | SIN       | TOTAL<br>CAUSAS DE<br>DENEGACIÓN |
|-----------------------------|-----------|------------------|------------------------|------------|--------------|-----------|----------------------------------|
|                             |           |                  | PERSONALES             | U.E.C.     | INCOMPATIBLE | DESGLOSAR |                                  |
| CATALUNYA                   | 2         | 12               | 32                     | 58         | 19           | 0         | 123                              |
| BARCELONA                   | 2         | 9                | 22                     | 40         | 15           | 0         | 88                               |
| GIRONA                      | 0         | 0                | 4                      | 6          | 1            | 0         | 11                               |
| LLEIDA                      | 0         | 1                | 3                      | 5          | 1            | 0         | 10                               |
| TARRAGONA                   | 0         | 2                | 3                      | 7          | 2            | 0         | 14                               |
| COMUNIDAD VALENCIANA        | 1         | 7                | 12                     | 49         | 0            | 0         | 69                               |
| ALICANTE                    | 1         | 2                | 3                      | 17         | 0            | 0         | 23                               |
| CASTELLÓN                   | 0         | 0                | 0                      | 2          | 0            | 0         | 2                                |
| VALENCIA                    | 0         | 5                | 9                      | 30         | 0            | 0         | 44                               |
| EXTREMADURA                 | 0         | 2                | 4                      | 8          | 0            | 0         | 14                               |
| BADAJOS                     | 0         | 1                | 2                      | 4          | 0            | 0         | 7                                |
| CÁCERES                     | 0         | 1                | 2                      | 4          | 0            | 0         | 7                                |
| GALICIA                     | 1         | 10               | 14                     | 54         | 1            | 0         | 80                               |
| A CORUÑA                    | 0         | 6                | 3                      | 16         | 0            | 0         | 25                               |
| LUGO                        | 1         | 0                | 1                      | 3          | 1            | 0         | 6                                |
| OURENSE                     | 0         | 2                | 1                      | 1          | 0            | 0         | 4                                |
| PONTEVEDRA                  | 0         | 2                | 9                      | 34         | 0            | 0         | 45                               |
| MADRID                      | 6         | 14               | 20                     | 41         | 0            | 0         | 81                               |
| MURCIA                      | 4         | 18               | 3                      | 7          | 0            | 0         | 32                               |
| NAVARRA                     | 0         | 1                | 0                      | 0          | 0            | 0         | 1                                |
| PAÍS VASCO                  | 0         | 2                | 3                      | 4          | 0            | 0         | 9                                |
| ARABA/ÁLAVA                 | 0         | 0                | 0                      | 0          | 0            | 0         | 0                                |
| GIPUZKOA                    | 0         | 0                | 1                      | 1          | 0            | 0         | 2                                |
| BIZKAIA                     | 0         | 2                | 2                      | 3          | 0            | 0         | 7                                |
| LA RIOJA                    | 0         | 0                | 1                      | 1          | 0            | 0         | 2                                |
| CEUTA                       | 0         | 0                | 1                      | 0          | 0            | 0         | 1                                |
| MELILLA                     | 0         | 0                | 1                      | 0          | 0            | 0         | 1                                |
| <b>TOTAL ESTADO</b>         | <b>32</b> | <b>102</b>       | <b>146</b>             | <b>320</b> | <b>21</b>    | <b>0</b>  | <b>621</b>                       |

## PENSIÓN NO CONTRIBUTIVA DE JUBILACIÓN

### DATOS ACUMULADOS DE GESTIÓN CORRESPONDIENTES AL AÑO 2015 HASTA OCTUBRE

| CC.AA.<br>Y/O<br>PROVINCIAS | PTES.<br>AÑO<br>ANTERIOR | SOLICITUDES<br>PRESENTADAS |             |            |          |              | A<br>RESOLV.<br>AÑO | SOLICITUDES RESUELTAS |             |           |          |              |              |            |              |              | PTES.<br>FINAL |
|-----------------------------|--------------------------|----------------------------|-------------|------------|----------|--------------|---------------------|-----------------------|-------------|-----------|----------|--------------|--------------|------------|--------------|--------------|----------------|
|                             |                          | NUEVAS                     | SGIM Y SATP | PAS        | INSS     | TOTAL        |                     | APROBADAS             |             |           |          |              | NO APROBADAS |            |              |              |                |
|                             |                          |                            |             |            |          |              |                     | NUEVAS                | SGIM Y SATP | PAS       | INSS     | TOTAL        | DNG          | CAD-DES    | TOTAL        |              |                |
| <b>ANDALUCÍA</b>            | <b>828</b>               | <b>4.390</b>               | <b>41</b>   | <b>220</b> | <b>0</b> | <b>4.651</b> | <b>5.479</b>        | <b>3.502</b>          | <b>0</b>    | <b>45</b> | <b>0</b> | <b>3.547</b> | <b>809</b>   | <b>302</b> | <b>4.658</b> | <b>821</b>   |                |
| ALMERÍA                     | 17                       | 430                        | 6           | 1          | 0        | 437          | 454                 | 254                   | 0           | 0         | 0        | 254          | 117          | 44         | 415          | 39           |                |
| CÁDIZ                       | 280                      | 656                        | 2           | 66         | 0        | 724          | 1.004               | 620                   | 0           | 18        | 0        | 638          | 77           | 86         | 801          | 203          |                |
| CÓRDOBA                     | 42                       | 366                        | 4           | 10         | 0        | 380          | 422                 | 319                   | 0           | 3         | 0        | 322          | 44           | 20         | 386          | 36           |                |
| GRANADA                     | 48                       | 361                        | 0           | 6          | 0        | 367          | 415                 | 265                   | 0           | 3         | 0        | 268          | 62           | 32         | 362          | 53           |                |
| HUELVA                      | 18                       | 279                        | 1           | 2          | 0        | 282          | 300                 | 219                   | 0           | 2         | 0        | 221          | 45           | 6          | 272          | 28           |                |
| JAÉN                        | 41                       | 210                        | 0           | 6          | 0        | 216          | 257                 | 181                   | 0           | 2         | 0        | 183          | 33           | 15         | 231          | 26           |                |
| MÁLAGA                      | 191                      | 1.079                      | 20          | 11         | 0        | 1.110        | 1.301               | 810                   | 0           | 2         | 0        | 812          | 243          | 46         | 1.101        | 200          |                |
| SEVILLA                     | 191                      | 1.009                      | 8           | 118        | 0        | 1.135        | 1.326               | 834                   | 0           | 15        | 0        | 849          | 188          | 53         | 1.090        | 236          |                |
| <b>ARAGÓN</b>               | <b>58</b>                | <b>577</b>                 | <b>2</b>    | <b>0</b>   | <b>0</b> | <b>579</b>   | <b>637</b>          | <b>433</b>            | <b>1</b>    | <b>0</b>  | <b>0</b> | <b>434</b>   | <b>106</b>   | <b>48</b>  | <b>588</b>   | <b>49</b>    |                |
| HUESCA                      | 18                       | 96                         | 1           | 0          | 0        | 97           | 115                 | 88                    | 1           | 0         | 0        | 89           | 15           | 3          | 107          | 8            |                |
| TERUEL                      | 6                        | 37                         | 1           | 0          | 0        | 38           | 44                  | 33                    | 0           | 0         | 0        | 33           | 5            | 5          | 43           | 1            |                |
| ZARAGOZA                    | 34                       | 444                        | 0           | 0          | 0        | 444          | 478                 | 312                   | 0           | 0         | 0        | 312          | 86           | 40         | 438          | 40           |                |
| <b>ASTURIAS</b>             | <b>85</b>                | <b>547</b>                 | <b>1</b>    | <b>0</b>   | <b>9</b> | <b>557</b>   | <b>642</b>          | <b>394</b>            | <b>2</b>    | <b>0</b>  | <b>5</b> | <b>401</b>   | <b>129</b>   | <b>43</b>  | <b>573</b>   | <b>69</b>    |                |
| <b>ILLES BALEARS</b>        | <b>118</b>               | <b>611</b>                 | <b>0</b>    | <b>0</b>   | <b>0</b> | <b>611</b>   | <b>729</b>          | <b>501</b>            | <b>1</b>    | <b>1</b>  | <b>0</b> | <b>503</b>   | <b>100</b>   | <b>71</b>  | <b>674</b>   | <b>55</b>    |                |
| <b>CANARIAS</b>             | <b>1.156</b>             | <b>1.848</b>               | <b>1</b>    | <b>14</b>  | <b>0</b> | <b>1.863</b> | <b>3.019</b>        | <b>1.276</b>          | <b>0</b>    | <b>22</b> | <b>0</b> | <b>1.298</b> | <b>368</b>   | <b>119</b> | <b>1.785</b> | <b>1.234</b> |                |
| LAS PALMAS                  | 584                      | 959                        | 0           | 8          | 0        | 967          | 1.551               | 688                   | 0           | 13        | 0        | 701          | 208          | 69         | 978          | 573          |                |
| S.C. TENERIFE               | 572                      | 889                        | 1           | 6          | 0        | 896          | 1.468               | 588                   | 0           | 9         | 0        | 597          | 160          | 50         | 807          | 661          |                |
| <b>CANTABRIA</b>            | <b>99</b>                | <b>289</b>                 | <b>0</b>    | <b>2</b>   | <b>0</b> | <b>291</b>   | <b>390</b>          | <b>263</b>            | <b>0</b>    | <b>2</b>  | <b>1</b> | <b>266</b>   | <b>61</b>    | <b>29</b>  | <b>356</b>   | <b>34</b>    |                |
| <b>CASTILLA Y LEÓN</b>      | <b>277</b>               | <b>1.316</b>               | <b>8</b>    | <b>0</b>   | <b>2</b> | <b>1.326</b> | <b>1.603</b>        | <b>974</b>            | <b>6</b>    | <b>1</b>  | <b>1</b> | <b>982</b>   | <b>266</b>   | <b>106</b> | <b>1.354</b> | <b>249</b>   |                |
| ÁVILA                       | 4                        | 90                         | 0           | 0          | 0        | 90           | 94                  | 61                    | 0           | 0         | 0        | 61           | 25           | 2          | 88           | 6            |                |
| BURGOS                      | 35                       | 149                        | 0           | 0          | 0        | 149          | 184                 | 101                   | 0           | 0         | 0        | 101          | 33           | 17         | 151          | 33           |                |
| LEÓN                        | 102                      | 206                        | 2           | 0          | 0        | 208          | 310                 | 158                   | 1           | 0         | 0        | 159          | 49           | 18         | 226          | 84           |                |
| PALENCIA                    | 10                       | 117                        | 0           | 0          | 2        | 119          | 129                 | 99                    | 0           | 0         | 1        | 100          | 16           | 3          | 119          | 10           |                |
| SALAMANCA                   | 48                       | 242                        | 3           | 0          | 0        | 245          | 293                 | 199                   | 3           | 1         | 0        | 203          | 40           | 20         | 263          | 30           |                |
| SEGOVIA                     | 8                        | 85                         | 0           | 0          | 0        | 85           | 93                  | 40                    | 0           | 0         | 0        | 40           | 26           | 11         | 77           | 16           |                |
| SORIA                       | 5                        | 26                         | 1           | 0          | 0        | 27           | 32                  | 24                    | 1           | 0         | 0        | 25           | 2            | 3          | 30           | 2            |                |
| VALLADOLID                  | 39                       | 291                        | 0           | 0          | 0        | 291          | 330                 | 198                   | 0           | 0         | 0        | 198          | 55           | 25         | 278          | 52           |                |
| ZAMORA                      | 26                       | 110                        | 2           | 0          | 0        | 112          | 138                 | 94                    | 1           | 0         | 0        | 95           | 20           | 7          | 122          | 16           |                |
| <b>CASTILLA-LA MANCHA</b>   | <b>469</b>               | <b>938</b>                 | <b>1</b>    | <b>1</b>   | <b>0</b> | <b>940</b>   | <b>1.409</b>        | <b>634</b>            | <b>0</b>    | <b>1</b>  | <b>0</b> | <b>635</b>   | <b>202</b>   | <b>82</b>  | <b>919</b>   | <b>490</b>   |                |
| ALBACETE                    | 31                       | 213                        | 0           | 1          | 0        | 214          | 245                 | 155                   | 0           | 1         | 0        | 156          | 52           | 10         | 218          | 27           |                |
| CIUDAD REAL                 | 5                        | 236                        | 0           | 0          | 0        | 236          | 241                 | 180                   | 0           | 0         | 0        | 180          | 30           | 20         | 230          | 11           |                |
| CUENCA                      | 9                        | 102                        | 1           | 0          | 0        | 103          | 112                 | 82                    | 0           | 0         | 0        | 82           | 25           | 3          | 110          | 2            |                |
| GUADALAJARA                 | 3                        | 109                        | 0           | 0          | 0        | 109          | 112                 | 77                    | 0           | 0         | 0        | 77           | 23           | 6          | 106          | 6            |                |
| TOLEDO                      | 421                      | 278                        | 0           | 0          | 0        | 278          | 699                 | 140                   | 0           | 0         | 0        | 140          | 72           | 43         | 255          | 444          |                |

(Continúa al dorso)

| CC.AA.<br>Y/O<br>PROVINCIAS | PTES.<br>AÑO<br>ANTERIOR | SOLICITUDES<br>PRESENTADAS |             |     |      |       | A<br>RESOLV.<br>AÑO | SOLICITUDES RESUELTAS |             |     |      |              |       |       |         |       | PTES.<br>FINAL |
|-----------------------------|--------------------------|----------------------------|-------------|-----|------|-------|---------------------|-----------------------|-------------|-----|------|--------------|-------|-------|---------|-------|----------------|
|                             |                          |                            |             |     |      |       |                     | APROBADAS             |             |     |      | NO APROBADAS |       | TOTAL |         |       |                |
|                             |                          | NUEVAS                     | SGIM Y SATP | PAS | INSS | TOTAL |                     | NUEVAS                | SGIM Y SATP | PAS | INSS | TOTAL        | DNG   |       | CAD-DES |       |                |
| CATALUNYA                   | 2.553                    | 3.245                      | 2           | 4   | 13   | 3.264 | 5.817               | 2.575                 | 3           | 1   | 8    | 2.587        | 1.025 | 298   | 3.910   | 1.907 |                |
| BARCELONA                   | 1.805                    | 2.354                      | 1           | 1   | 9    | 2.365 | 4.170               | 1.859                 | 2           | 1   | 5    | 1.867        | 726   | 199   | 2.792   | 1.378 |                |
| GIRONA                      | 275                      | 325                        | 1           | 0   | 2    | 328   | 603                 | 279                   | 0           | 0   | 1    | 280          | 91    | 33    | 404     | 199   |                |
| LLEIDA                      | 145                      | 187                        | 0           | 3   | 0    | 190   | 335                 | 140                   | 1           | 0   | 0    | 141          | 64    | 19    | 224     | 111   |                |
| TARRAGONA                   | 328                      | 379                        | 0           | 0   | 2    | 381   | 709                 | 297                   | 0           | 0   | 2    | 299          | 144   | 47    | 490     | 219   |                |
| COMUNIDAD VALENCIANA        | 590                      | 2.932                      | 3           | 7   | 0    | 2.942 | 3.532               | 1.973                 | 3           | 5   | 0    | 1.981        | 635   | 249   | 2.865   | 667   |                |
| ALICANTE                    | 336                      | 1.207                      | 2           | 6   | 0    | 1.215 | 1.551               | 766                   | 3           | 5   | 0    | 774          | 253   | 130   | 1.157   | 394   |                |
| CASTELLÓN                   | 52                       | 244                        | 0           | 0   | 0    | 244   | 296                 | 178                   | 0           | 0   | 0    | 178          | 37    | 12    | 227     | 69    |                |
| VALENCIA                    | 202                      | 1.481                      | 1           | 1   | 0    | 1.483 | 1.685               | 1.029                 | 0           | 0   | 0    | 1.029        | 345   | 107   | 1.481   | 204   |                |
| EXTREMADURA                 | 92                       | 662                        | 5           | 1   | 0    | 668   | 760                 | 529                   | 4           | 0   | 0    | 533          | 116   | 58    | 707     | 53    |                |
| BADAJOS                     | 75                       | 402                        | 1           | 1   | 0    | 404   | 479                 | 347                   | 1           | 0   | 0    | 348          | 73    | 34    | 455     | 24    |                |
| CÁCERES                     | 17                       | 260                        | 4           | 0   | 0    | 264   | 281                 | 182                   | 3           | 0   | 0    | 185          | 43    | 24    | 252     | 29    |                |
| GALICIA                     | 697                      | 1.969                      | 1           | 0   | 0    | 1.970 | 2.667               | 1.374                 | 4           | 0   | 0    | 1.378        | 463   | 95    | 1.936   | 731   |                |
| A CORUÑA                    | 372                      | 789                        | 0           | 0   | 0    | 789   | 1.161               | 554                   | 2           | 0   | 0    | 556          | 158   | 46    | 760     | 401   |                |
| LUGO                        | 14                       | 220                        | 0           | 0   | 0    | 220   | 234                 | 167                   | 1           | 0   | 0    | 168          | 30    | 11    | 209     | 25    |                |
| OURENSE                     | 15                       | 236                        | 1           | 0   | 0    | 237   | 252                 | 180                   | 1           | 0   | 0    | 181          | 59    | 0     | 240     | 12    |                |
| PONTEVEDRA                  | 296                      | 724                        | 0           | 0   | 0    | 724   | 1.020               | 473                   | 0           | 0   | 0    | 473          | 216   | 38    | 727     | 293   |                |
| MADRID                      | 648                      | 3.160                      | 6           | 26  | 0    | 3.192 | 3.840               | 1.870                 | 6           | 25  | 0    | 1.901        | 744   | 336   | 2.981   | 859   |                |
| MURCIA                      | 178                      | 732                        | 3           | 0   | 0    | 735   | 913                 | 435                   | 7           | 2   | 0    | 444          | 166   | 85    | 695     | 218   |                |
| NAVARRA                     | 26                       | 247                        | 0           | 0   | 1    | 248   | 274                 | 152                   | 0           | 0   | 1    | 153          | 58    | 21    | 232     | 42    |                |
| PAÍS VASCO                  | 89                       | 613                        | 1           | 15  | 0    | 629   | 718                 | 491                   | 0           | 8   | 0    | 499          | 113   | 35    | 647     | 71    |                |
| ARABA/ÁLAVA                 | 0                        | 96                         | 1           | 0   | 0    | 97    | 97                  | 89                    | 0           | 0   | 0    | 89           | 3     | 0     | 92      | 5     |                |
| GIPUZKOA                    | 24                       | 156                        | 0           | 0   | 0    | 156   | 180                 | 137                   | 0           | 0   | 0    | 137          | 22    | 16    | 175     | 5     |                |
| BIZKAIA                     | 65                       | 361                        | 0           | 15  | 0    | 376   | 441                 | 265                   | 0           | 8   | 0    | 273          | 88    | 19    | 380     | 61    |                |
| LA RIOJA                    | 24                       | 130                        | 0           | 0   | 0    | 130   | 154                 | 111                   | 0           | 0   | 0    | 111          | 23    | 4     | 138     | 16    |                |
| CEUTA                       | 29                       | 97                         | 0           | 1   | 0    | 98    | 127                 | 54                    | 0           | 1   | 0    | 55           | 25    | 28    | 108     | 19    |                |
| MELILLA                     | 6                        | 63                         | 0           | 0   | 0    | 63    | 69                  | 42                    | 0           | 0   | 0    | 42           | 17    | 5     | 64      | 5     |                |

|              |       |        |    |     |    |        |        |        |    |     |    |        |       |       |        |       |
|--------------|-------|--------|----|-----|----|--------|--------|--------|----|-----|----|--------|-------|-------|--------|-------|
| TOTAL ESTADO | 8.022 | 24.366 | 75 | 291 | 25 | 24.757 | 32.779 | 17.583 | 37 | 114 | 16 | 17.750 | 5.426 | 2.014 | 25.190 | 7.589 |
|--------------|-------|--------|----|-----|----|--------|--------|--------|----|-----|----|--------|-------|-------|--------|-------|

## PENSIÓN NO CONTRIBUTIVA DE JUBILACIÓN

### CAUSAS DE DENEGACIÓN ACUMULADAS CORRESPONDIENTES AL AÑO 2015 HASTA OCTUBRE

| CC.AA.<br>Y/O<br>PROVINCIAS | EDAD      | RESIDENCIA LEGAL | RECURSOS<br>ECONÓMICOS |            | PRESTACIÓN   | SIN       | TOTAL<br>CAUSAS DE<br>DENEGACIÓN |
|-----------------------------|-----------|------------------|------------------------|------------|--------------|-----------|----------------------------------|
|                             |           |                  | PERSONALES             | U.E.C.     | INCOMPATIBLE | DESGLOSAR |                                  |
|                             |           |                  |                        |            |              |           |                                  |
| <b>ANDALUCÍA</b>            | <b>88</b> | <b>174</b>       | <b>133</b>             | <b>410</b> | <b>4</b>     | <b>0</b>  | <b>809</b>                       |
| ALMERÍA                     | 19        | 23               | 17                     | 57         | 1            | 0         | 117                              |
| CÁDIZ                       | 12        | 7                | 18                     | 40         | 0            | 0         | 77                               |
| CÓRDOBA                     | 6         | 4                | 10                     | 24         | 0            | 0         | 44                               |
| GRANADA                     | 8         | 24               | 9                      | 21         | 0            | 0         | 62                               |
| HUELVA                      | 2         | 9                | 11                     | 22         | 1            | 0         | 45                               |
| JAÉN                        | 1         | 4                | 7                      | 21         | 0            | 0         | 33                               |
| MÁLAGA                      | 19        | 80               | 29                     | 113        | 2            | 0         | 243                              |
| SEVILLA                     | 21        | 23               | 32                     | 112        | 0            | 0         | 188                              |
| <b>ARAGÓN</b>               | <b>10</b> | <b>19</b>        | <b>33</b>              | <b>44</b>  | <b>0</b>     | <b>0</b>  | <b>106</b>                       |
| HUESCA                      | 5         | 0                | 4                      | 6          | 0            | 0         | 15                               |
| TERUEL                      | 2         | 1                | 1                      | 1          | 0            | 0         | 5                                |
| ZARAGOZA                    | 3         | 18               | 28                     | 37         | 0            | 0         | 86                               |
| <b>ASTURIAS</b>             | <b>8</b>  | <b>20</b>        | <b>54</b>              | <b>47</b>  | <b>0</b>     | <b>0</b>  | <b>129</b>                       |
| <b>ILLES BALEARS</b>        | <b>11</b> | <b>21</b>        | <b>16</b>              | <b>51</b>  | <b>1</b>     | <b>0</b>  | <b>100</b>                       |
| <b>CANARIAS</b>             | <b>26</b> | <b>130</b>       | <b>89</b>              | <b>122</b> | <b>1</b>     | <b>0</b>  | <b>368</b>                       |
| LAS PALMAS                  | 6         | 77               | 50                     | 74         | 1            | 0         | 208                              |
| S.C. TENERIFE               | 20        | 53               | 39                     | 48         | 0            | 0         | 160                              |
| <b>CANTABRIA</b>            | <b>3</b>  | <b>2</b>         | <b>12</b>              | <b>44</b>  | <b>0</b>     | <b>0</b>  | <b>61</b>                        |
| <b>CASTILLA Y LEÓN</b>      | <b>17</b> | <b>55</b>        | <b>59</b>              | <b>133</b> | <b>2</b>     | <b>0</b>  | <b>266</b>                       |
| ÁVILA                       | 1         | 10               | 4                      | 9          | 1            | 0         | 25                               |
| BURGOS                      | 0         | 6                | 6                      | 21         | 0            | 0         | 33                               |
| LEÓN                        | 0         | 6                | 17                     | 26         | 0            | 0         | 49                               |
| PALENCIA                    | 4         | 1                | 2                      | 9          | 0            | 0         | 16                               |
| SALAMANCA                   | 5         | 7                | 5                      | 23         | 0            | 0         | 40                               |
| SEGOVIA                     | 1         | 9                | 4                      | 12         | 0            | 0         | 26                               |
| SORIA                       | 1         | 0                | 1                      | 0          | 0            | 0         | 2                                |
| VALLADOLID                  | 4         | 14               | 15                     | 21         | 1            | 0         | 55                               |
| ZAMORA                      | 1         | 2                | 5                      | 12         | 0            | 0         | 20                               |
| <b>CASTILLA-LA MANCHA</b>   | <b>20</b> | <b>36</b>        | <b>30</b>              | <b>116</b> | <b>0</b>     | <b>0</b>  | <b>202</b>                       |
| ALBACETE                    | 0         | 4                | 12                     | 36         | 0            | 0         | 52                               |
| CIUDAD REAL                 | 4         | 3                | 6                      | 17         | 0            | 0         | 30                               |
| CUENCA                      | 4         | 4                | 4                      | 13         | 0            | 0         | 25                               |
| GUADALAJARA                 | 0         | 12               | 2                      | 9          | 0            | 0         | 23                               |
| TOLEDO                      | 12        | 13               | 6                      | 41         | 0            | 0         | 72                               |

(Continúa al dorso)

| CC.AA.<br>Y/O<br>PROVINCIAS | EDAD       | RESIDENCIA LEGAL | RECURSOS<br>ECONÓMICOS |              | PRESTACIÓN   | SIN       | TOTAL<br>CAUSAS DE<br>DENEGACIÓN |
|-----------------------------|------------|------------------|------------------------|--------------|--------------|-----------|----------------------------------|
|                             |            |                  | PERSONALES             | U.E.C.       | INCOMPATIBLE | DESGLOSAR |                                  |
| CATALUNYA                   | 40         | 110              | 202                    | 514          | 159          | 0         | 1.025                            |
| BARCELONA                   | 25         | 73               | 145                    | 364          | 119          | 0         | 726                              |
| GIRONA                      | 4          | 8                | 20                     | 45           | 14           | 0         | 91                               |
| LLEIDA                      | 6          | 6                | 12                     | 33           | 7            | 0         | 64                               |
| TARRAGONA                   | 5          | 23               | 25                     | 72           | 19           | 0         | 144                              |
| COMUNIDAD VALENCIANA        | 24         | 101              | 135                    | 372          | 3            | 0         | 635                              |
| ALICANTE                    | 10         | 39               | 67                     | 137          | 0            | 0         | 253                              |
| CASTELLÓN                   | 8          | 5                | 7                      | 17           | 0            | 0         | 37                               |
| VALENCIA                    | 6          | 57               | 61                     | 218          | 3            | 0         | 345                              |
| EXTREMADURA                 | 12         | 10               | 20                     | 74           | 0            | 0         | 116                              |
| BADAJOS                     | 12         | 3                | 8                      | 50           | 0            | 0         | 73                               |
| CÁCERES                     | 0          | 7                | 12                     | 24           | 0            | 0         | 43                               |
| GALICIA                     | 12         | 54               | 93                     | 300          | 4            | 0         | 463                              |
| A CORUÑA                    | 8          | 29               | 25                     | 95           | 1            | 0         | 158                              |
| LUGO                        | 1          | 1                | 8                      | 19           | 1            | 0         | 30                               |
| OURENSE                     | 1          | 18               | 10                     | 29           | 1            | 0         | 59                               |
| PONTEVEDRA                  | 2          | 6                | 50                     | 157          | 1            | 0         | 216                              |
| MADRID                      | 46         | 192              | 198                    | 308          | 0            | 0         | 744                              |
| MURCIA                      | 9          | 63               | 36                     | 58           | 0            | 0         | 166                              |
| NAVARRA                     | 1          | 27               | 10                     | 20           | 0            | 0         | 58                               |
| PAÍS VASCO                  | 4          | 13               | 32                     | 64           | 0            | 0         | 113                              |
| ARABA/ÁLAVA                 | 0          | 0                | 0                      | 3            | 0            | 0         | 3                                |
| GIPUZKOA                    | 0          | 2                | 7                      | 13           | 0            | 0         | 22                               |
| BIZKAIA                     | 4          | 11               | 25                     | 48           | 0            | 0         | 88                               |
| LA RIOJA                    | 1          | 13               | 3                      | 6            | 0            | 0         | 23                               |
| CEUTA                       | 4          | 11               | 5                      | 5            | 0            | 0         | 25                               |
| MELILLA                     | 0          | 10               | 3                      | 4            | 0            | 0         | 17                               |
| <b>TOTAL ESTADO</b>         | <b>336</b> | <b>1.061</b>     | <b>1.163</b>           | <b>2.692</b> | <b>174</b>   | <b>0</b>  | <b>5.426</b>                     |

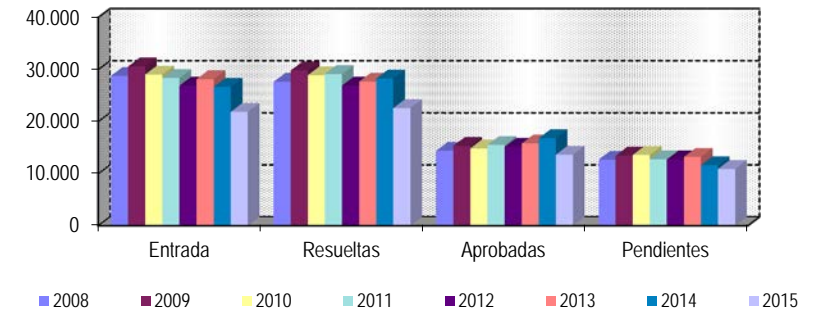
**1c Pnc de Invalidez: Datos de la gestión mensual y anual**

## R.D.L. 1/1994, DE 20 DE JUNIO; T. REF. LGSS PNCs DE LA SEGURIDAD SOCIAL

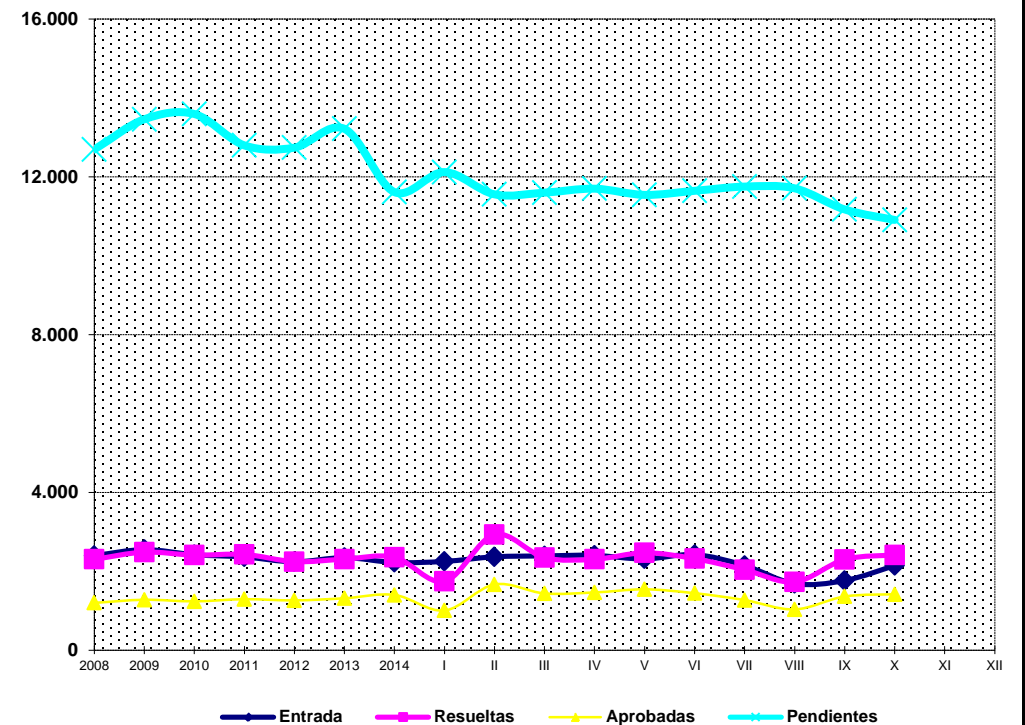
## INVALIDEZ

|                                 |       | Entrada | Resueltas | % R./E. | Aprobadas | % A./R. | No Aprob. | Pendientes |
|---------------------------------|-------|---------|-----------|---------|-----------|---------|-----------|------------|
| G<br>E<br>S<br>T<br>I<br>O<br>N | 2008  | 28.808  | 27.649    | 95,98%  | 14.414    | 52,13%  | 13.235    | 12.692     |
|                                 | 2009  | 30.605  | 29.839    | 97,50%  | 15.351    | 51,45%  | 14.488    | 13.458     |
|                                 | 2010  | 29.052  | 28.919    | 99,54%  | 14.876    | 51,44%  | 14.043    | 13.591     |
|                                 | 2011  | 28.359  | 29.155    | 102,81% | 15.525    | 53,25%  | 13.630    | 12.795     |
|                                 | 2012  | 26.897  | 26.954    | 100,21% | 15.162    | 56,25%  | 11.792    | 12.738     |
|                                 | 2013  | 28.170  | 27.693    | 98,31%  | 15.807    | 57,08%  | 11.886    | 13.215     |
|                                 | 2014  | 26.687  | 28.291    | 106,01% | 16.829    | 59,49%  | 11.462    | 11.611     |
| M<br>E<br>D<br>I<br>A<br>S      | 2008  | 2.401   | 2.304     |         | 1.201     |         | 1.103     | 12.692     |
|                                 | 2009  | 2.550   | 2.487     |         | 1.279     |         | 1.207     | 13.458     |
|                                 | 2010  | 2.421   | 2.410     |         | 1.240     |         | 1.170     | 13.591     |
|                                 | 2011  | 2.363   | 2.430     |         | 1.294     |         | 1.136     | 12.795     |
|                                 | 2012  | 2.241   | 2.246     |         | 1.264     |         | 983       | 12.738     |
|                                 | 2013  | 2.348   | 2.308     |         | 1.317     |         | 991       | 13.215     |
|                                 | 2014  | 2.224   | 2.358     |         | 1.402     |         | 955       | 11.611     |
| 2015                            |       |         |           |         |           |         |           |            |
| I                               | 2.252 | 1.744   | 77,44%    | 1.007   | 57,74%    | 737     | 12.119    |            |
| II                              | 2.368 | 2.932   | 123,82%   | 1.669   | 56,92%    | 1.263   | 11.555    |            |
| III                             | 2.391 | 2.348   | 98,20%    | 1.440   | 61,33%    | 908     | 11.598    |            |
| IV                              | 2.405 | 2.305   | 95,84%    | 1.465   | 63,56%    | 840     | 11.698    |            |
| V                               | 2.313 | 2.470   | 106,79%   | 1.544   | 62,51%    | 926     | 11.541    |            |
| VI                              | 2.424 | 2.321   | 95,75%    | 1.446   | 62,30%    | 875     | 11.644    |            |
| VII                             | 2.148 | 2.041   | 95,02%    | 1.272   | 62,32%    | 769     | 11.751    |            |
| VIII                            | 1.688 | 1.732   | 102,61%   | 1.035   | 59,76%    | 697     | 11.707    |            |
| IX                              | 1.766 | 2.301   | 130,29%   | 1.363   | 59,24%    | 938     | 11.172    |            |
| X                               | 2.147 | 2.413   | 112,39%   | 1.418   | 58,77%    | 995     | 10.906    |            |
| XI                              |       |         |           |         |           |         |           |            |
| XII                             |       |         |           |         |           |         |           |            |
|                                 |       | 21.902  | 22.607    | 103,22% | 13.659    | 60,42%  | 8.948     | 10.906     |

EVOLUCIÓN DE LA GESTIÓN 2008-2015



EVOLUCIÓN MEDIAS MENSUALES



\* Pendientes reales

## PENSIÓN NO CONTRIBUTIVA DE INVALIDEZ

### DATOS DE GESTIÓN CORRESPONDIENTES AL MES DE OCTUBRE DE 2015

| CC.AA.<br>Y/O<br>PROVINCIAS | PTES.<br>MES<br>ANTERIOR | SOLICITUDES<br>PRESENTADAS |             |     |      |       | A<br>RESOLV.<br>MES | SOLICITUDES RESUELTAS |             |     |      |       |              |         |       |       | PTES.<br>FIN<br>MES |
|-----------------------------|--------------------------|----------------------------|-------------|-----|------|-------|---------------------|-----------------------|-------------|-----|------|-------|--------------|---------|-------|-------|---------------------|
|                             |                          | NUEVAS                     | SGIM Y SATP | PAS | INSS | TOTAL |                     | APROBADAS             |             |     |      |       | NO APROBADAS |         | TOTAL |       |                     |
|                             |                          |                            |             |     |      |       |                     | NUEVAS                | SGIM Y SATP | PAS | INSS | TOTAL | DNG          | CAD-DES |       |       |                     |
| ANDALUCÍA                   | 1.757                    | 411                        | 0           | 4   | 0    | 415   | 2.172               | 277                   | 2           | 4   | 0    | 283   | 159          | 28      | 470   | 1.702 |                     |
| ALMERÍA                     | 59                       | 27                         | 0           | 0   | 0    | 27    | 86                  | 29                    | 0           | 0   | 0    | 29    | 5            | 1       | 35    | 51    |                     |
| CÁDIZ                       | 362                      | 55                         | 0           | 0   | 0    | 55    | 417                 | 55                    | 0           | 0   | 0    | 55    | 22           | 5       | 82    | 335   |                     |
| CÓRDOBA                     | 87                       | 30                         | 0           | 1   | 0    | 31    | 118                 | 25                    | 0           | 0   | 0    | 25    | 9            | 1       | 35    | 83    |                     |
| GRANADA                     | 150                      | 34                         | 0           | 0   | 0    | 34    | 184                 | 21                    | 0           | 0   | 0    | 21    | 7            | 1       | 29    | 155   |                     |
| HUELVA                      | 84                       | 37                         | 0           | 1   | 0    | 38    | 122                 | 24                    | 0           | 1   | 0    | 25    | 8            | 2       | 35    | 87    |                     |
| JAÉN                        | 45                       | 36                         | 0           | 0   | 0    | 36    | 81                  | 15                    | 0           | 0   | 0    | 15    | 2            | 1       | 18    | 63    |                     |
| MÁLAGA                      | 205                      | 100                        | 0           | 1   | 0    | 101   | 306                 | 35                    | 1           | 0   | 0    | 36    | 38           | 8       | 82    | 224   |                     |
| SEVILLA                     | 765                      | 92                         | 0           | 1   | 0    | 93    | 858                 | 73                    | 1           | 3   | 0    | 77    | 68           | 9       | 154   | 704   |                     |
| ARAGÓN                      | 38                       | 33                         | 0           | 0   | 0    | 33    | 71                  | 18                    | 0           | 0   | 0    | 18    | 10           | 4       | 32    | 39    |                     |
| HUESCA                      | 8                        | 8                          | 0           | 0   | 0    | 8     | 16                  | 4                     | 0           | 0   | 0    | 4     | 2            | 0       | 6     | 10    |                     |
| TERUEL                      | 6                        | 5                          | 0           | 0   | 0    | 5     | 11                  | 1                     | 0           | 0   | 0    | 1     | 2            | 0       | 3     | 8     |                     |
| ZARAGOZA                    | 24                       | 20                         | 0           | 0   | 0    | 20    | 44                  | 13                    | 0           | 0   | 0    | 13    | 6            | 4       | 23    | 21    |                     |
| ASTURIAS                    | 146                      | 42                         | 0           | 0   | 0    | 42    | 188                 | 30                    | 1           | 0   | 0    | 31    | 22           | 8       | 61    | 127   |                     |
| ILLES BALEARS               | 40                       | 35                         | 0           | 0   | 0    | 35    | 75                  | 17                    | 0           | 0   | 0    | 17    | 14           | 10      | 41    | 34    |                     |
| CANARIAS                    | 2.835                    | 242                        | 1           | 0   | 2    | 245   | 3.080               | 109                   | 0           | 0   | 5    | 114   | 97           | 18      | 229   | 2.851 |                     |
| LAS PALMAS                  | 1.283                    | 110                        | 0           | 0   | 1    | 111   | 1.394               | 28                    | 0           | 0   | 0    | 28    | 55           | 8       | 91    | 1.303 |                     |
| S.C. TENERIFE               | 1.552                    | 132                        | 1           | 0   | 1    | 134   | 1.686               | 81                    | 0           | 0   | 5    | 86    | 42           | 10      | 138   | 1.548 |                     |
| CANTABRIA                   | 76                       | 36                         | 0           | 0   | 0    | 36    | 112                 | 41                    | 0           | 0   | 0    | 41    | 2            | 0       | 43    | 69    |                     |
| CASTILLA Y LEÓN             | 340                      | 110                        | 1           | 0   | 0    | 111   | 451                 | 63                    | 0           | 0   | 0    | 63    | 23           | 10      | 96    | 355   |                     |
| ÁVILA                       | 12                       | 14                         | 0           | 0   | 0    | 14    | 26                  | 14                    | 0           | 0   | 0    | 14    | 6            | 0       | 20    | 6     |                     |
| BURGOS                      | 82                       | 17                         | 0           | 0   | 0    | 17    | 99                  | 12                    | 0           | 0   | 0    | 12    | 4            | 5       | 21    | 78    |                     |
| LEÓN                        | 94                       | 24                         | 0           | 0   | 0    | 24    | 118                 | 1                     | 0           | 0   | 0    | 1     | 3            | 0       | 4     | 114   |                     |
| PALENCIA                    | 12                       | 7                          | 0           | 0   | 0    | 7     | 19                  | 3                     | 0           | 0   | 0    | 3     | 2            | 0       | 5     | 14    |                     |
| SALAMANCA                   | 53                       | 11                         | 1           | 0   | 0    | 12    | 65                  | 15                    | 0           | 0   | 0    | 15    | 3            | 1       | 19    | 46    |                     |
| SEGOVIA                     | 35                       | 8                          | 0           | 0   | 0    | 8     | 43                  | 1                     | 0           | 0   | 0    | 1     | 1            | 3       | 5     | 38    |                     |
| SORIA                       | 1                        | 3                          | 0           | 0   | 0    | 3     | 4                   | 1                     | 0           | 0   | 0    | 1     | 1            | 0       | 2     | 2     |                     |
| VALLADOLID                  | 26                       | 11                         | 0           | 0   | 0    | 11    | 37                  | 8                     | 0           | 0   | 0    | 8     | 0            | 1       | 9     | 28    |                     |
| ZAMORA                      | 25                       | 15                         | 0           | 0   | 0    | 15    | 40                  | 8                     | 0           | 0   | 0    | 8     | 3            | 0       | 11    | 29    |                     |
| CASTILLA-LA MANCHA          | 425                      | 123                        | 0           | 1   | 0    | 124   | 549                 | 48                    | 1           | 0   | 0    | 49    | 22           | 5       | 76    | 473   |                     |
| ALBACETE                    | 69                       | 24                         | 0           | 0   | 0    | 24    | 93                  | 14                    | 0           | 0   | 0    | 14    | 5            | 1       | 20    | 73    |                     |
| CIUDAD REAL                 | 12                       | 12                         | 0           | 0   | 0    | 12    | 24                  | 12                    | 1           | 0   | 0    | 13    | 1            | 2       | 16    | 8     |                     |
| CUENCA                      | 25                       | 11                         | 0           | 0   | 0    | 11    | 36                  | 7                     | 0           | 0   | 0    | 7     | 6            | 0       | 13    | 23    |                     |
| GUADALAJARA                 | 11                       | 15                         | 0           | 1   | 0    | 16    | 27                  | 7                     | 0           | 0   | 0    | 7     | 7            | 0       | 14    | 13    |                     |
| TOLEDO                      | 308                      | 61                         | 0           | 0   | 0    | 61    | 369                 | 8                     | 0           | 0   | 0    | 8     | 3            | 2       | 13    | 356   |                     |

(Continúa al dorso)

| CC.AA.<br>Y/O<br>PROVINCIAS | PTES.<br>MES<br>ANTERIOR | SOLICITUDES<br>PRESENTADAS |             |     |      |       | A<br>RESOLV.<br>MES | SOLICITUDES RESUELTAS |             |     |      |       |              |         |       |       | PTES.<br>FIN<br>MES |
|-----------------------------|--------------------------|----------------------------|-------------|-----|------|-------|---------------------|-----------------------|-------------|-----|------|-------|--------------|---------|-------|-------|---------------------|
|                             |                          | NUEVAS                     | SGIM Y SATP | PAS | INSS | TOTAL |                     | APROBADAS             |             |     |      |       | NO APROBADAS |         | TOTAL |       |                     |
|                             |                          |                            |             |     |      |       |                     | NUEVAS                | SGIM Y SATP | PAS | INSS | TOTAL | DNG          | CAD-DES |       |       |                     |
| CATALUNYA                   | 2.292                    | 220                        | 0           | 0   | 5    | 225   | 2.517               | 215                   | 0           | 0   | 28   | 243   | 125          | 32      | 400   | 2.117 |                     |
| BARCELONA                   | 1.643                    | 155                        | 0           | 0   | 5    | 160   | 1.803               | 161                   | 0           | 0   | 18   | 179   | 97           | 25      | 301   | 1.502 |                     |
| GIRONA                      | 180                      | 18                         | 0           | 0   | 0    | 18    | 198                 | 13                    | 0           | 0   | 3    | 16    | 9            | 4       | 29    | 169   |                     |
| LLEIDA                      | 121                      | 16                         | 0           | 0   | 0    | 16    | 137                 | 17                    | 0           | 0   | 0    | 17    | 0            | 2       | 19    | 118   |                     |
| TARRAGONA                   | 348                      | 31                         | 0           | 0   | 0    | 31    | 379                 | 24                    | 0           | 0   | 7    | 31    | 19           | 1       | 51    | 328   |                     |
| COMUNIDAD VALENCIANA        | 857                      | 199                        | 1           | 0   | 0    | 200   | 1.057               | 150                   | 0           | 0   | 0    | 150   | 104          | 9       | 263   | 794   |                     |
| ALICANTE                    | 271                      | 60                         | 1           | 0   | 0    | 61    | 332                 | 31                    | 0           | 0   | 0    | 31    | 70           | 3       | 104   | 228   |                     |
| CASTELLÓN                   | 106                      | 29                         | 0           | 0   | 0    | 29    | 135                 | 28                    | 0           | 0   | 0    | 28    | 13           | 1       | 42    | 93    |                     |
| VALENCIA                    | 480                      | 110                        | 0           | 0   | 0    | 110   | 590                 | 91                    | 0           | 0   | 0    | 91    | 21           | 5       | 117   | 473   |                     |
| EXTREMADURA                 | 101                      | 41                         | 0           | 0   | 0    | 41    | 142                 | 39                    | 1           | 0   | 0    | 40    | 25           | 6       | 71    | 71    |                     |
| BADAJOS                     | 57                       | 27                         | 0           | 0   | 0    | 27    | 84                  | 28                    | 1           | 0   | 0    | 29    | 20           | 4       | 53    | 31    |                     |
| CÁCERES                     | 44                       | 14                         | 0           | 0   | 0    | 14    | 58                  | 11                    | 0           | 0   | 0    | 11    | 5            | 2       | 18    | 40    |                     |
| GALICIA                     | 1.072                    | 181                        | 0           | 0   | 0    | 181   | 1.253               | 89                    | 0           | 0   | 0    | 89    | 47           | 9       | 145   | 1.108 |                     |
| A CORUÑA                    | 343                      | 44                         | 0           | 0   | 0    | 44    | 387                 | 35                    | 0           | 0   | 0    | 35    | 19           | 4       | 58    | 329   |                     |
| LUGO                        | 26                       | 17                         | 0           | 0   | 0    | 17    | 43                  | 6                     | 0           | 0   | 0    | 6     | 2            | 1       | 9     | 34    |                     |
| OURENSE                     | 101                      | 23                         | 0           | 0   | 0    | 23    | 124                 | 24                    | 0           | 0   | 0    | 24    | 14           | 0       | 38    | 86    |                     |
| PONTEVEDRA                  | 602                      | 97                         | 0           | 0   | 0    | 97    | 699                 | 24                    | 0           | 0   | 0    | 24    | 12           | 4       | 40    | 659   |                     |
| MADRID                      | 452                      | 248                        | 0           | 0   | 0    | 248   | 700                 | 131                   | 0           | 0   | 0    | 131   | 29           | 35      | 195   | 505   |                     |
| MURCIA                      | 517                      | 101                        | 0           | 0   | 2    | 103   | 620                 | 65                    | 1           | 0   | 0    | 66    | 72           | 16      | 154   | 466   |                     |
| NAVARRA                     | 11                       | 7                          | 0           | 0   | 0    | 7     | 18                  | 4                     | 0           | 0   | 0    | 4     | 3            | 2       | 9     | 9     |                     |
| PAÍS VASCO                  | 104                      | 64                         | 0           | 0   | 0    | 64    | 168                 | 60                    | 0           | 0   | 0    | 60    | 13           | 22      | 95    | 73    |                     |
| ARABA/ÁLAVA                 | 1                        | 13                         | 0           | 0   | 0    | 13    | 14                  | 9                     | 0           | 0   | 0    | 9     | 1            | 0       | 10    | 4     |                     |
| GIPUZKOA                    | 16                       | 34                         | 0           | 0   | 0    | 34    | 50                  | 19                    | 0           | 0   | 0    | 19    | 6            | 13      | 38    | 12    |                     |
| BIZKAIA                     | 87                       | 17                         | 0           | 0   | 0    | 17    | 104                 | 32                    | 0           | 0   | 0    | 32    | 6            | 9       | 47    | 57    |                     |
| LA RIOJA                    | 17                       | 7                          | 0           | 0   | 0    | 7     | 24                  | 9                     | 0           | 0   | 0    | 9     | 1            | 1       | 11    | 13    |                     |
| CEUTA                       | 54                       | 9                          | 0           | 0   | 0    | 9     | 63                  | 4                     | 0           | 0   | 0    | 4     | 4            | 3       | 11    | 52    |                     |
| MELILLA                     | 38                       | 21                         | 0           | 0   | 0    | 21    | 59                  | 6                     | 0           | 0   | 0    | 6     | 5            | 0       | 11    | 48    |                     |

|              |        |       |   |   |   |       |        |       |   |   |    |       |     |     |       |        |
|--------------|--------|-------|---|---|---|-------|--------|-------|---|---|----|-------|-----|-----|-------|--------|
| TOTAL ESTADO | 11.172 | 2.130 | 3 | 5 | 9 | 2.147 | 13.319 | 1.375 | 6 | 4 | 33 | 1.418 | 777 | 218 | 2.413 | 10.906 |
|--------------|--------|-------|---|---|---|-------|--------|-------|---|---|----|-------|-----|-----|-------|--------|

## PENSIÓN NO CONTRIBUTIVA DE INVALIDEZ

### CAUSAS DE DENEGACIÓN CORRESPONDIENTES AL MES DE OCTUBRE DE 2015

| CC.AA.<br>Y/O<br>PROVINCIAS | EDAD | RESIDENCIA | RECURSOS<br>ECONÓMICOS |        | GRADO<br>DISCAPACIDAD | PRESTACIÓN   | SOLICITAR<br>SIN PASAR | SIN       | TOTAL<br>CAUSAS DE<br>DENEGACIÓN |
|-----------------------------|------|------------|------------------------|--------|-----------------------|--------------|------------------------|-----------|----------------------------------|
|                             |      | LEGAL      | PERSONALES             | U.E.C. | ENF. CRÓNICA          | INCOMPATIBLE | SIN PASAR<br>DOS AÑOS  | DESGLASAR |                                  |
|                             |      |            |                        |        |                       |              |                        |           |                                  |
| ANDALUCÍA                   | 4    | 1          | 11                     | 19     | 117                   | 5            | 2                      | 0         | 159                              |
| ALMERÍA                     | 0    | 0          | 2                      | 0      | 2                     | 1            | 0                      | 0         | 5                                |
| CÁDIZ                       | 0    | 1          | 1                      | 3      | 16                    | 1            | 0                      | 0         | 22                               |
| CÓRDOBA                     | 1    | 0          | 0                      | 2      | 6                     | 0            | 0                      | 0         | 9                                |
| GRANADA                     | 0    | 0          | 1                      | 1      | 4                     | 1            | 0                      | 0         | 7                                |
| HUELVA                      | 0    | 0          | 1                      | 2      | 5                     | 0            | 0                      | 0         | 8                                |
| JAÉN                        | 0    | 0          | 0                      | 1      | 1                     | 0            | 0                      | 0         | 2                                |
| MÁLAGA                      | 1    | 0          | 2                      | 4      | 29                    | 2            | 0                      | 0         | 38                               |
| SEVILLA                     | 2    | 0          | 4                      | 6      | 54                    | 0            | 2                      | 0         | 68                               |
| ARAGÓN                      | 0    | 2          | 3                      | 1      | 4                     | 0            | 0                      | 0         | 10                               |
| HUESCA                      | 0    | 0          | 0                      | 0      | 2                     | 0            | 0                      | 0         | 2                                |
| TERUEL                      | 0    | 1          | 0                      | 0      | 1                     | 0            | 0                      | 0         | 2                                |
| ZARAGOZA                    | 0    | 1          | 3                      | 1      | 1                     | 0            | 0                      | 0         | 6                                |
| ASTURIAS                    | 0    | 0          | 7                      | 3      | 11                    | 1            | 0                      | 0         | 22                               |
| ILLES BALEARS               | 1    | 1          | 2                      | 2      | 8                     | 0            | 0                      | 0         | 14                               |
| CANARIAS                    | 5    | 2          | 13                     | 12     | 58                    | 7            | 0                      | 0         | 97                               |
| LAS PALMAS                  | 1    | 1          | 4                      | 4      | 39                    | 6            | 0                      | 0         | 55                               |
| S.C. TENERIFE               | 4    | 1          | 9                      | 8      | 19                    | 1            | 0                      | 0         | 42                               |
| CANTABRIA                   | 0    | 0          | 1                      | 1      | 0                     | 0            | 0                      | 0         | 2                                |
| CASTILLA Y LEÓN             | 0    | 2          | 6                      | 3      | 8                     | 4            | 0                      | 0         | 23                               |
| ÁVILA                       | 0    | 1          | 0                      | 0      | 2                     | 3            | 0                      | 0         | 6                                |
| BURGOS                      | 0    | 1          | 3                      | 0      | 0                     | 0            | 0                      | 0         | 4                                |
| LEÓN                        | 0    | 0          | 0                      | 0      | 2                     | 1            | 0                      | 0         | 3                                |
| PALENCIA                    | 0    | 0          | 0                      | 1      | 1                     | 0            | 0                      | 0         | 2                                |
| SALAMANCA                   | 0    | 0          | 1                      | 0      | 2                     | 0            | 0                      | 0         | 3                                |
| SEGOVIA                     | 0    | 0          | 0                      | 1      | 0                     | 0            | 0                      | 0         | 1                                |
| SORIA                       | 0    | 0          | 1                      | 0      | 0                     | 0            | 0                      | 0         | 1                                |
| VALLADOLID                  | 0    | 0          | 0                      | 0      | 0                     | 0            | 0                      | 0         | 0                                |
| ZAMORA                      | 0    | 0          | 1                      | 1      | 1                     | 0            | 0                      | 0         | 3                                |
| CASTILLA-LA MANCHA          | 3    | 0          | 3                      | 4      | 11                    | 1            | 0                      | 0         | 22                               |
| ALBACETE                    | 0    | 0          | 0                      | 1      | 4                     | 0            | 0                      | 0         | 5                                |
| CIUDAD REAL                 | 0    | 0          | 0                      | 0      | 0                     | 1            | 0                      | 0         | 1                                |
| CUENCA                      | 0    | 0          | 1                      | 1      | 4                     | 0            | 0                      | 0         | 6                                |
| GUADALAJARA                 | 1    | 0          | 2                      | 2      | 2                     | 0            | 0                      | 0         | 7                                |
| TOLEDO                      | 2    | 0          | 0                      | 0      | 1                     | 0            | 0                      | 0         | 3                                |

(Continúa al dorso)

| CC.AA.<br>Y/O<br>PROVINCIAS | EDAD      | RESIDENCIA | RECURSOS<br>ECONÓMICOS |            | GRADO<br>DISCAPACIDAD | PRESTACIÓN   | SOLICITAR<br>SIN PASAR<br>DOS AÑOS | SIN<br>DESGLOSAR | TOTAL<br>CAUSAS DE<br>DENEGACIÓN |
|-----------------------------|-----------|------------|------------------------|------------|-----------------------|--------------|------------------------------------|------------------|----------------------------------|
|                             |           | LEGAL      | PERSONALES             | U.E.C.     | ENF. CRÓNICA          | INCOMPATIBLE |                                    |                  |                                  |
| CATALUNYA                   | 0         | 9          | 17                     | 28         | 48                    | 23           | 0                                  | 0                | 125                              |
| BARCELONA                   | 0         | 8          | 13                     | 19         | 45                    | 12           | 0                                  | 0                | 97                               |
| GIRONA                      | 0         | 0          | 2                      | 4          | 1                     | 2            | 0                                  | 0                | 9                                |
| LLEIDA                      | 0         | 0          | 0                      | 0          | 0                     | 0            | 0                                  | 0                | 0                                |
| TARRAGONA                   | 0         | 1          | 2                      | 5          | 2                     | 9            | 0                                  | 0                | 19                               |
| COMUNIDAD VALENCIANA        | 0         | 2          | 8                      | 14         | 78                    | 2            | 0                                  | 0                | 104                              |
| ALICANTE                    | 0         | 0          | 3                      | 4          | 63                    | 0            | 0                                  | 0                | 70                               |
| CASTELLÓN                   | 0         | 0          | 0                      | 1          | 12                    | 0            | 0                                  | 0                | 13                               |
| VALENCIA                    | 0         | 2          | 5                      | 9          | 3                     | 2            | 0                                  | 0                | 21                               |
| EXTREMADURA                 | 0         | 1          | 3                      | 4          | 16                    | 1            | 0                                  | 0                | 25                               |
| BADAJOS                     | 0         | 0          | 3                      | 2          | 14                    | 1            | 0                                  | 0                | 20                               |
| CÁCERES                     | 0         | 1          | 0                      | 2          | 2                     | 0            | 0                                  | 0                | 5                                |
| GALICIA                     | 0         | 2          | 2                      | 3          | 38                    | 2            | 0                                  | 0                | 47                               |
| A CORUÑA                    | 0         | 0          | 0                      | 0          | 17                    | 2            | 0                                  | 0                | 19                               |
| LUGO                        | 0         | 0          | 0                      | 0          | 2                     | 0            | 0                                  | 0                | 2                                |
| OURENSE                     | 0         | 2          | 2                      | 0          | 10                    | 0            | 0                                  | 0                | 14                               |
| PONTEVEDRA                  | 0         | 0          | 0                      | 3          | 9                     | 0            | 0                                  | 0                | 12                               |
| MADRID                      | 1         | 1          | 12                     | 13         | 2                     | 0            | 0                                  | 0                | 29                               |
| MURCIA                      | 0         | 6          | 6                      | 5          | 49                    | 6            | 0                                  | 0                | 72                               |
| NAVARRA                     | 0         | 0          | 1                      | 2          | 0                     | 0            | 0                                  | 0                | 3                                |
| PAÍS VASCO                  | 0         | 5          | 0                      | 2          | 1                     | 5            | 0                                  | 0                | 13                               |
| ARABA/ÁLAVA                 | 0         | 1          | 0                      | 0          | 0                     | 0            | 0                                  | 0                | 1                                |
| GIPUZKOA                    | 0         | 4          | 0                      | 2          | 0                     | 0            | 0                                  | 0                | 6                                |
| BIZKAIA                     | 0         | 0          | 0                      | 0          | 1                     | 5            | 0                                  | 0                | 6                                |
| LA RIOJA                    | 0         | 0          | 0                      | 1          | 0                     | 0            | 0                                  | 0                | 1                                |
| CEUTA                       | 0         | 0          | 0                      | 0          | 4                     | 0            | 0                                  | 0                | 4                                |
| MELILLA                     | 1         | 0          | 1                      | 0          | 2                     | 1            | 0                                  | 0                | 5                                |
| <b>TOTAL ESTADO</b>         | <b>15</b> | <b>34</b>  | <b>96</b>              | <b>117</b> | <b>455</b>            | <b>58</b>    | <b>2</b>                           | <b>0</b>         | <b>777</b>                       |

## PENSIÓN NO CONTRIBUTIVA DE INVALIDEZ

### DATOS ACUMULADOS DE GESTIÓN CORRESPONDIENTES AL AÑO 2015 HASTA OCTUBRE

| CC.AA.<br>Y/O<br>PROVINCIAS | PTES.<br>AÑO<br>ANTERIOR | SOLICITUDES<br>PRESENTADAS |             |     |      |       | A<br>RESOLV.<br>AÑO | SOLICITUDES RESUELTAS |             |     |      |       |              |         |       |       | PTES.<br>FINAL |
|-----------------------------|--------------------------|----------------------------|-------------|-----|------|-------|---------------------|-----------------------|-------------|-----|------|-------|--------------|---------|-------|-------|----------------|
|                             |                          | NUEVAS                     | SGIM Y SATP | PAS | INSS | TOTAL |                     | APROBADAS             |             |     |      |       | NO APROBADAS |         | TOTAL |       |                |
|                             |                          |                            |             |     |      |       |                     | NUEVAS                | SGIM Y SATP | PAS | INSS | TOTAL | DNG          | CAD-DES |       |       |                |
| ANDALUCÍA                   | 1.661                    | 4.182                      | 1           | 48  | 0    | 4.231 | 5.892               | 2.539                 | 24          | 40  | 0    | 2.603 | 1.296        | 291     | 4.190 | 1.702 |                |
| ALMERÍA                     | 34                       | 298                        | 0           | 3   | 0    | 301   | 335                 | 210                   | 1           | 2   | 0    | 213   | 56           | 15      | 284   | 51    |                |
| CÁDIZ                       | 432                      | 593                        | 0           | 5   | 0    | 598   | 1.030               | 453                   | 7           | 7   | 0    | 467   | 150          | 78      | 695   | 335   |                |
| CÓRDOBA                     | 82                       | 296                        | 1           | 5   | 0    | 302   | 384                 | 189                   | 8           | 5   | 0    | 202   | 73           | 26      | 301   | 83    |                |
| GRANADA                     | 140                      | 398                        | 0           | 1   | 0    | 399   | 539                 | 241                   | 0           | 2   | 0    | 243   | 107          | 34      | 384   | 155   |                |
| HUELVA                      | 78                       | 373                        | 0           | 2   | 0    | 375   | 453                 | 241                   | 0           | 1   | 0    | 242   | 112          | 12      | 366   | 87    |                |
| JAÉN                        | 57                       | 240                        | 0           | 6   | 0    | 246   | 303                 | 177                   | 0           | 3   | 0    | 180   | 51           | 9       | 240   | 63    |                |
| MÁLAGA                      | 214                      | 829                        | 0           | 4   | 0    | 833   | 1.047               | 448                   | 6           | 3   | 0    | 457   | 304          | 62      | 823   | 224   |                |
| SEVILLA                     | 624                      | 1.155                      | 0           | 22  | 0    | 1.177 | 1.801               | 580                   | 2           | 17  | 0    | 599   | 443          | 55      | 1.097 | 704   |                |
| ARAGÓN                      | 43                       | 285                        | 1           | 1   | 1    | 288   | 331                 | 217                   | 0           | 2   | 1    | 220   | 52           | 20      | 292   | 39    |                |
| HUESCA                      | 2                        | 50                         | 0           | 0   | 1    | 51    | 53                  | 34                    | 0           | 1   | 0    | 35    | 7            | 1       | 43    | 10    |                |
| TERUEL                      | 3                        | 27                         | 0           | 0   | 0    | 27    | 30                  | 13                    | 0           | 0   | 0    | 13    | 7            | 2       | 22    | 8     |                |
| ZARAGOZA                    | 38                       | 208                        | 1           | 1   | 0    | 210   | 248                 | 170                   | 0           | 1   | 1    | 172   | 38           | 17      | 227   | 21    |                |
| ASTURIAS                    | 146                      | 467                        | 1           | 0   | 1    | 469   | 615                 | 291                   | 2           | 0   | 1    | 294   | 143          | 51      | 488   | 127   |                |
| ILLES BALEARS               | 56                       | 403                        | 0           | 0   | 0    | 403   | 459                 | 224                   | 0           | 0   | 0    | 224   | 145          | 56      | 425   | 34    |                |
| CANARIAS                    | 3.295                    | 2.534                      | 1           | 10  | 19   | 2.564 | 5.859               | 1.470                 | 0           | 8   | 18   | 1.496 | 1.368        | 144     | 3.008 | 2.851 |                |
| LAS PALMAS                  | 1.478                    | 1.069                      | 0           | 5   | 2    | 1.076 | 2.554               | 522                   | 0           | 7   | 0    | 529   | 667          | 55      | 1.251 | 1.303 |                |
| S.C. TENERIFE               | 1.817                    | 1.465                      | 1           | 5   | 17   | 1.488 | 3.305               | 948                   | 0           | 1   | 18   | 967   | 701          | 89      | 1.757 | 1.548 |                |
| CANTABRIA                   | 128                      | 333                        | 0           | 0   | 0    | 333   | 461                 | 304                   | 1           | 0   | 0    | 305   | 59           | 28      | 392   | 69    |                |
| CASTILLA Y LEÓN             | 331                      | 1.026                      | 1           | 2   | 0    | 1.029 | 1.360               | 694                   | 2           | 1   | 0    | 697   | 219          | 89      | 1.005 | 355   |                |
| ÁVILA                       | 3                        | 91                         | 0           | 0   | 0    | 91    | 94                  | 64                    | 0           | 0   | 0    | 64    | 20           | 4       | 88    | 6     |                |
| BURGOS                      | 56                       | 244                        | 0           | 0   | 0    | 244   | 300                 | 114                   | 0           | 0   | 0    | 114   | 68           | 40      | 222   | 78    |                |
| LEÓN                        | 115                      | 160                        | 0           | 2   | 0    | 162   | 277                 | 122                   | 1           | 0   | 0    | 123   | 31           | 9       | 163   | 114   |                |
| PALENCIA                    | 11                       | 69                         | 0           | 0   | 0    | 69    | 80                  | 50                    | 0           | 0   | 0    | 50    | 15           | 1       | 66    | 14    |                |
| SALAMANCA                   | 63                       | 147                        | 1           | 0   | 0    | 148   | 211                 | 119                   | 1           | 0   | 0    | 120   | 37           | 8       | 165   | 46    |                |
| SEGOVIA                     | 34                       | 74                         | 0           | 0   | 0    | 74    | 108                 | 42                    | 0           | 0   | 0    | 42    | 14           | 14      | 70    | 38    |                |
| SORIA                       | 3                        | 30                         | 0           | 0   | 0    | 30    | 33                  | 25                    | 0           | 1   | 0    | 26    | 4            | 1       | 31    | 2     |                |
| VALLADOLID                  | 29                       | 104                        | 0           | 0   | 0    | 104   | 133                 | 83                    | 0           | 0   | 0    | 83    | 13           | 9       | 105   | 28    |                |
| ZAMORA                      | 17                       | 107                        | 0           | 0   | 0    | 107   | 124                 | 75                    | 0           | 0   | 0    | 75    | 17           | 3       | 95    | 29    |                |
| CASTILLA-LA MANCHA          | 475                      | 878                        | 2           | 3   | 7    | 890   | 1.365               | 595                   | 3           | 2   | 4    | 604   | 204          | 84      | 892   | 473   |                |
| ALBACETE                    | 70                       | 269                        | 1           | 1   | 0    | 271   | 341                 | 175                   | 1           | 1   | 0    | 177   | 68           | 23      | 268   | 73    |                |
| CIUDAD REAL                 | 11                       | 179                        | 0           | 0   | 0    | 179   | 190                 | 121                   | 1           | 0   | 0    | 122   | 41           | 19      | 182   | 8     |                |
| CUENCA                      | 34                       | 95                         | 1           | 0   | 0    | 96    | 130                 | 77                    | 1           | 0   | 0    | 78    | 24           | 5       | 107   | 23    |                |
| GUADALAJARA                 | 10                       | 110                        | 0           | 1   | 7    | 118   | 128                 | 78                    | 0           | 0   | 4    | 82    | 29           | 4       | 115   | 13    |                |
| TOLEDO                      | 350                      | 225                        | 0           | 1   | 0    | 226   | 576                 | 144                   | 0           | 1   | 0    | 145   | 42           | 33      | 220   | 356   |                |

(Continúa al dorso)

| CC.AA.<br>Y/O<br>PROVINCIAS | PTES.<br>AÑO<br>ANTERIOR | SOLICITUDES<br>PRESENTADAS |             |     |      |       | A<br>RESOLV.<br>AÑO | SOLICITUDES RESUELTAS |             |     |      |              |       |       |         |       | PTES.<br>FINAL |
|-----------------------------|--------------------------|----------------------------|-------------|-----|------|-------|---------------------|-----------------------|-------------|-----|------|--------------|-------|-------|---------|-------|----------------|
|                             |                          |                            |             |     |      |       |                     | APROBADAS             |             |     |      | NO APROBADAS |       | TOTAL |         |       |                |
|                             |                          | NUEVAS                     | SGIM Y SATP | PAS | INSS | TOTAL |                     | NUEVAS                | SGIM Y SATP | PAS | INSS | TOTAL        | DNG   |       | CAD-DES |       |                |
| CATALUNYA                   | 2.477                    | 3.082                      | 2           | 4   | 126  | 3.214 | 5.691               | 1.793                 | 4           | 0   | 268  | 2.065        | 1.179 | 330   | 3.574   | 2.117 |                |
| BARCELONA                   | 1.811                    | 2.242                      | 1           | 0   | 95   | 2.338 | 4.149               | 1.274                 | 4           | 0   | 197  | 1.475        | 935   | 237   | 2.647   | 1.502 |                |
| GIRONA                      | 207                      | 238                        | 1           | 0   | 3    | 242   | 449                 | 125                   | 0           | 0   | 21   | 146          | 91    | 43    | 280     | 169   |                |
| LLEIDA                      | 109                      | 158                        | 0           | 0   | 7    | 165   | 274                 | 102                   | 0           | 0   | 11   | 113          | 28    | 15    | 156     | 118   |                |
| TARRAGONA                   | 350                      | 444                        | 0           | 4   | 21   | 469   | 819                 | 292                   | 0           | 0   | 39   | 331          | 125   | 35    | 491     | 328   |                |
| COMUNIDAD VALENCIANA        | 684                      | 2.123                      | 3           | 7   | 0    | 2.133 | 2.817               | 1.313                 | 7           | 11  | 0    | 1.331        | 532   | 160   | 2.023   | 794   |                |
| ALICANTE                    | 211                      | 593                        | 3           | 5   | 0    | 601   | 812                 | 311                   | 6           | 7   | 0    | 324          | 199   | 61    | 584     | 228   |                |
| CASTELLÓN                   | 87                       | 278                        | 0           | 0   | 0    | 278   | 365                 | 168                   | 1           | 0   | 0    | 169          | 90    | 13    | 272     | 93    |                |
| VALENCIA                    | 386                      | 1.252                      | 0           | 2   | 0    | 1.254 | 1.640               | 834                   | 0           | 4   | 0    | 838          | 243   | 86    | 1.167   | 473   |                |
| EXTREMADURA                 | 146                      | 375                        | 4           | 2   | 0    | 381   | 527                 | 326                   | 3           | 1   | 0    | 330          | 90    | 36    | 456     | 71    |                |
| BADAJOS                     | 120                      | 251                        | 3           | 1   | 0    | 255   | 375                 | 242                   | 2           | 1   | 0    | 245          | 72    | 27    | 344     | 31    |                |
| CÁCERES                     | 26                       | 124                        | 1           | 1   | 0    | 126   | 152                 | 84                    | 1           | 0   | 0    | 85           | 18    | 9     | 112     | 40    |                |
| GALICIA                     | 973                      | 1.689                      | 0           | 0   | 0    | 1.689 | 2.662               | 879                   | 1           | 0   | 2    | 882          | 580   | 92    | 1.554   | 1.108 |                |
| A CORUÑA                    | 321                      | 593                        | 0           | 0   | 0    | 593   | 914                 | 373                   | 1           | 0   | 2    | 376          | 179   | 30    | 585     | 329   |                |
| LUGO                        | 19                       | 135                        | 0           | 0   | 0    | 135   | 154                 | 82                    | 0           | 0   | 0    | 82           | 29    | 9     | 120     | 34    |                |
| OURENSE                     | 104                      | 245                        | 0           | 0   | 0    | 245   | 349                 | 107                   | 0           | 0   | 0    | 107          | 151   | 5     | 263     | 86    |                |
| PONTEVEDRA                  | 529                      | 716                        | 0           | 0   | 0    | 716   | 1.245               | 317                   | 0           | 0   | 0    | 317          | 221   | 48    | 586     | 659   |                |
| MADRID                      | 475                      | 1.846                      | 3           | 3   | 0    | 1.852 | 2.327               | 1.267                 | 3           | 3   | 0    | 1.273        | 329   | 220   | 1.822   | 505   |                |
| MURCIA                      | 475                      | 1.218                      | 3           | 0   | 36   | 1.257 | 1.732               | 524                   | 4           | 0   | 0    | 528          | 621   | 117   | 1.266   | 466   |                |
| NAVARRA                     | 14                       | 101                        | 0           | 0   | 0    | 101   | 115                 | 77                    | 0           | 0   | 0    | 77           | 22    | 7     | 106     | 9     |                |
| PAÍS VASCO                  | 116                      | 616                        | 0           | 7   | 0    | 623   | 739                 | 499                   | 0           | 3   | 0    | 502          | 140   | 24    | 666     | 73    |                |
| ARABA/ÁLAVA                 | 0                        | 79                         | 0           | 0   | 0    | 79    | 79                  | 70                    | 0           | 0   | 0    | 70           | 5     | 0     | 75      | 4     |                |
| GIPUZKOA                    | 30                       | 234                        | 0           | 0   | 0    | 234   | 264                 | 194                   | 0           | 0   | 0    | 194          | 45    | 13    | 252     | 12    |                |
| BIZKAIA                     | 86                       | 303                        | 0           | 7   | 0    | 310   | 396                 | 235                   | 0           | 3   | 0    | 238          | 90    | 11    | 339     | 57    |                |
| LA RIOJA                    | 26                       | 82                         | 0           | 0   | 0    | 82    | 108                 | 74                    | 0           | 0   | 0    | 74           | 15    | 6     | 95      | 13    |                |
| CEUTA                       | 49                       | 159                        | 2           | 3   | 0    | 164   | 213                 | 76                    | 2           | 3   | 0    | 81           | 70    | 10    | 161     | 52    |                |
| MELILLA                     | 41                       | 199                        | 0           | 0   | 0    | 199   | 240                 | 72                    | 0           | 1   | 0    | 73           | 114   | 5     | 192     | 48    |                |

|              |        |        |    |    |     |        |        |        |    |    |     |        |       |       |        |        |
|--------------|--------|--------|----|----|-----|--------|--------|--------|----|----|-----|--------|-------|-------|--------|--------|
| TOTAL ESTADO | 11.611 | 21.598 | 24 | 90 | 190 | 21.902 | 33.513 | 13.234 | 56 | 75 | 294 | 13.659 | 7.178 | 1.770 | 22.607 | 10.906 |
|--------------|--------|--------|----|----|-----|--------|--------|--------|----|----|-----|--------|-------|-------|--------|--------|

## PENSIÓN NO CONTRIBUTIVA DE INVALIDEZ

### CAUSAS DE DENEGACIÓN ACUMULADAS CORRESPONDIENTES AL AÑO 2015 HASTA OCTUBRE

| CC.AA.<br>Y/O<br>PROVINCIAS | EDAD | RESIDENCIA<br>LEGAL | RECURSOS<br>ECONÓMICOS |        | GRADO<br>DISCAPACIDAD<br>ENF. CRÓNICA | PRESTACIÓN<br>INCOMPATIBLE | SOLICITAR<br>SIN PASAR<br>DOS AÑOS | SIN<br>DESGLASAR | TOTAL<br>CAUSAS DE<br>DENEGACIÓN |
|-----------------------------|------|---------------------|------------------------|--------|---------------------------------------|----------------------------|------------------------------------|------------------|----------------------------------|
|                             |      |                     | PERSONALES             | U.E.C. |                                       |                            |                                    |                  |                                  |
|                             |      |                     | ANDALUCÍA              | 31     |                                       |                            |                                    |                  |                                  |
| ALMERÍA                     | 3    | 9                   | 9                      | 12     | 18                                    | 5                          | 0                                  | 0                | 56                               |
| CÁDIZ                       | 8    | 9                   | 6                      | 19     | 97                                    | 10                         | 1                                  | 0                | 150                              |
| CÓRDOBA                     | 1    | 1                   | 5                      | 13     | 49                                    | 4                          | 0                                  | 0                | 73                               |
| GRANADA                     | 5    | 8                   | 5                      | 21     | 57                                    | 10                         | 1                                  | 0                | 107                              |
| HUELVA                      | 2    | 2                   | 9                      | 14     | 80                                    | 3                          | 2                                  | 0                | 112                              |
| JAÉN                        | 0    | 1                   | 6                      | 11     | 29                                    | 2                          | 2                                  | 0                | 51                               |
| MÁLAGA                      | 7    | 7                   | 14                     | 54     | 210                                   | 11                         | 1                                  | 0                | 304                              |
| SEVILLA                     | 5    | 7                   | 18                     | 44     | 345                                   | 17                         | 7                                  | 0                | 443                              |
| ARAGÓN                      | 0    | 8                   | 12                     | 10     | 19                                    | 3                          | 0                                  | 0                | 52                               |
| HUESCA                      | 0    | 0                   | 1                      | 3      | 3                                     | 0                          | 0                                  | 0                | 7                                |
| TERUEL                      | 0    | 2                   | 0                      | 0      | 5                                     | 0                          | 0                                  | 0                | 7                                |
| ZARAGOZA                    | 0    | 6                   | 11                     | 7      | 11                                    | 3                          | 0                                  | 0                | 38                               |
| ASTURIAS                    | 1    | 3                   | 41                     | 36     | 54                                    | 8                          | 0                                  | 0                | 143                              |
| ILLES BALEARS               | 3    | 8                   | 11                     | 9      | 105                                   | 9                          | 0                                  | 0                | 145                              |
| CANARIAS                    | 24   | 22                  | 163                    | 101    | 1.024                                 | 34                         | 0                                  | 0                | 1.368                            |
| LAS PALMAS                  | 5    | 10                  | 65                     | 41     | 517                                   | 29                         | 0                                  | 0                | 667                              |
| S.C. TENERIFE               | 19   | 12                  | 98                     | 60     | 507                                   | 5                          | 0                                  | 0                | 701                              |
| CANTABRIA                   | 5    | 1                   | 11                     | 19     | 21                                    | 2                          | 0                                  | 0                | 59                               |
| CASTILLA Y LEÓN             | 10   | 15                  | 44                     | 36     | 85                                    | 29                         | 0                                  | 0                | 219                              |
| ÁVILA                       | 1    | 4                   | 6                      | 1      | 2                                     | 6                          | 0                                  | 0                | 20                               |
| BURGOS                      | 1    | 4                   | 14                     | 4      | 38                                    | 7                          | 0                                  | 0                | 68                               |
| LEÓN                        | 0    | 1                   | 7                      | 8      | 12                                    | 3                          | 0                                  | 0                | 31                               |
| PALENCIA                    | 0    | 1                   | 2                      | 7      | 5                                     | 0                          | 0                                  | 0                | 15                               |
| SALAMANCA                   | 4    | 3                   | 7                      | 4      | 15                                    | 4                          | 0                                  | 0                | 37                               |
| SEGOVIA                     | 2    | 0                   | 3                      | 4      | 1                                     | 4                          | 0                                  | 0                | 14                               |
| SORIA                       | 0    | 0                   | 1                      | 1      | 1                                     | 1                          | 0                                  | 0                | 4                                |
| VALLADOLID                  | 2    | 1                   | 0                      | 4      | 2                                     | 4                          | 0                                  | 0                | 13                               |
| ZAMORA                      | 0    | 1                   | 4                      | 3      | 9                                     | 0                          | 0                                  | 0                | 17                               |
| CASTILLA-LA MANCHA          | 9    | 6                   | 32                     | 59     | 91                                    | 7                          | 0                                  | 0                | 204                              |
| ALBACETE                    | 0    | 1                   | 11                     | 22     | 31                                    | 3                          | 0                                  | 0                | 68                               |
| CIUDAD REAL                 | 1    | 1                   | 6                      | 10     | 20                                    | 3                          | 0                                  | 0                | 41                               |
| CUENCA                      | 0    | 0                   | 1                      | 4      | 19                                    | 0                          | 0                                  | 0                | 24                               |
| GUADALAJARA                 | 1    | 1                   | 5                      | 13     | 9                                     | 0                          | 0                                  | 0                | 29                               |
| TOLEDO                      | 7    | 3                   | 9                      | 10     | 12                                    | 1                          | 0                                  | 0                | 42                               |

(Continúa al dorso)

| CC.AA.<br>Y/O<br>PROVINCIAS | EDAD       | RESIDENCIA<br>LEGAL | RECURSOS<br>ECONÓMICOS |              | GRADO<br>DISCAPACIDAD<br>ENF. CRÓNICA | PRESTACIÓN<br>INCOMPATIBLE | SOLICITAR<br>SIN PASAR<br>DOS AÑOS | SIN<br>DESGLOSAR | TOTAL<br>CAUSAS DE<br>DENEGACIÓN |
|-----------------------------|------------|---------------------|------------------------|--------------|---------------------------------------|----------------------------|------------------------------------|------------------|----------------------------------|
|                             |            |                     | PERSONALES             | U.E.C.       |                                       |                            |                                    |                  |                                  |
| CATALUNYA                   | 2          | 55                  | 179                    | 241          | 487                                   | 215                        | 0                                  | 0                | 1.179                            |
| BARCELONA                   | 0          | 43                  | 134                    | 177          | 442                                   | 139                        | 0                                  | 0                | 935                              |
| GIRONA                      | 2          | 6                   | 15                     | 23           | 24                                    | 21                         | 0                                  | 0                | 91                               |
| LLEIDA                      | 0          | 1                   | 12                     | 6            | 6                                     | 3                          | 0                                  | 0                | 28                               |
| TARRAGONA                   | 0          | 5                   | 18                     | 35           | 15                                    | 52                         | 0                                  | 0                | 125                              |
| COMUNIDAD VALENCIANA        | 2          | 15                  | 94                     | 100          | 302                                   | 19                         | 0                                  | 0                | 532                              |
| ALICANTE                    | 1          | 3                   | 43                     | 22           | 128                                   | 2                          | 0                                  | 0                | 199                              |
| CASTELLÓN                   | 1          | 3                   | 6                      | 16           | 64                                    | 0                          | 0                                  | 0                | 90                               |
| VALENCIA                    | 0          | 9                   | 45                     | 62           | 110                                   | 17                         | 0                                  | 0                | 243                              |
| EXTREMADURA                 | 2          | 3                   | 14                     | 10           | 57                                    | 4                          | 0                                  | 0                | 90                               |
| BADAJOS                     | 2          | 1                   | 11                     | 6            | 48                                    | 4                          | 0                                  | 0                | 72                               |
| CÁCERES                     | 0          | 2                   | 3                      | 4            | 9                                     | 0                          | 0                                  | 0                | 18                               |
| GALICIA                     | 4          | 13                  | 57                     | 96           | 402                                   | 8                          | 0                                  | 0                | 580                              |
| A CORUÑA                    | 0          | 4                   | 23                     | 23           | 122                                   | 7                          | 0                                  | 0                | 179                              |
| LUGO                        | 2          | 1                   | 3                      | 3            | 19                                    | 1                          | 0                                  | 0                | 29                               |
| OURENSE                     | 0          | 8                   | 10                     | 6            | 127                                   | 0                          | 0                                  | 0                | 151                              |
| PONTEVEDRA                  | 2          | 0                   | 21                     | 64           | 134                                   | 0                          | 0                                  | 0                | 221                              |
| MADRID                      | 4          | 39                  | 105                    | 116          | 65                                    | 0                          | 0                                  | 0                | 329                              |
| MURCIA                      | 1          | 29                  | 46                     | 36           | 493                                   | 16                         | 0                                  | 0                | 621                              |
| NAVARRA                     | 0          | 4                   | 6                      | 9            | 1                                     | 2                          | 0                                  | 0                | 22                               |
| PAÍS VASCO                  | 2          | 13                  | 13                     | 49           | 42                                    | 12                         | 9                                  | 0                | 140                              |
| ARABA/ÁLAVA                 | 1          | 1                   | 0                      | 3            | 0                                     | 0                          | 0                                  | 0                | 5                                |
| GIPUZKOA                    | 0          | 8                   | 3                      | 18           | 0                                     | 7                          | 9                                  | 0                | 45                               |
| BIZKAIA                     | 1          | 4                   | 10                     | 28           | 42                                    | 5                          | 0                                  | 0                | 90                               |
| LA RIOJA                    | 0          | 2                   | 8                      | 2            | 3                                     | 0                          | 0                                  | 0                | 15                               |
| CEUTA                       | 1          | 7                   | 3                      | 12           | 46                                    | 1                          | 0                                  | 0                | 70                               |
| MELILLA                     | 1          | 16                  | 8                      | 5            | 80                                    | 4                          | 0                                  | 0                | 114                              |
| <b>TOTAL ESTADO</b>         | <b>102</b> | <b>303</b>          | <b>919</b>             | <b>1.134</b> | <b>4.262</b>                          | <b>435</b>                 | <b>23</b>                          | <b>0</b>         | <b>7.178</b>                     |

**1d Pncs de la Seguridad Social: Datos de la gestión mensual y anual**

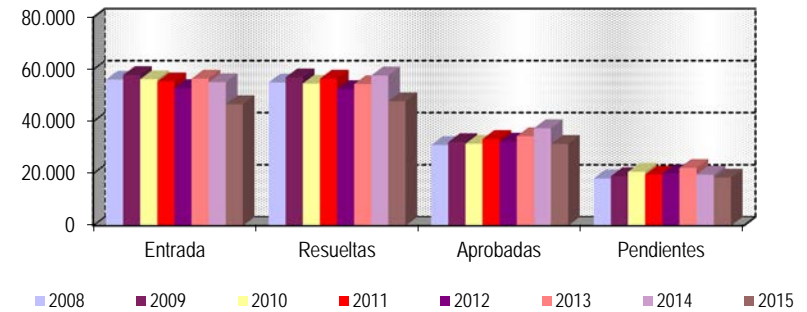
**R.D.L. 1/1994, DE 20 DE JUNIO; T. REF. LGSS  
PNCs DE LA SEGURIDAD SOCIAL**

**TOTAL: JUBILACIÓN MÁS INVALIDEZ**

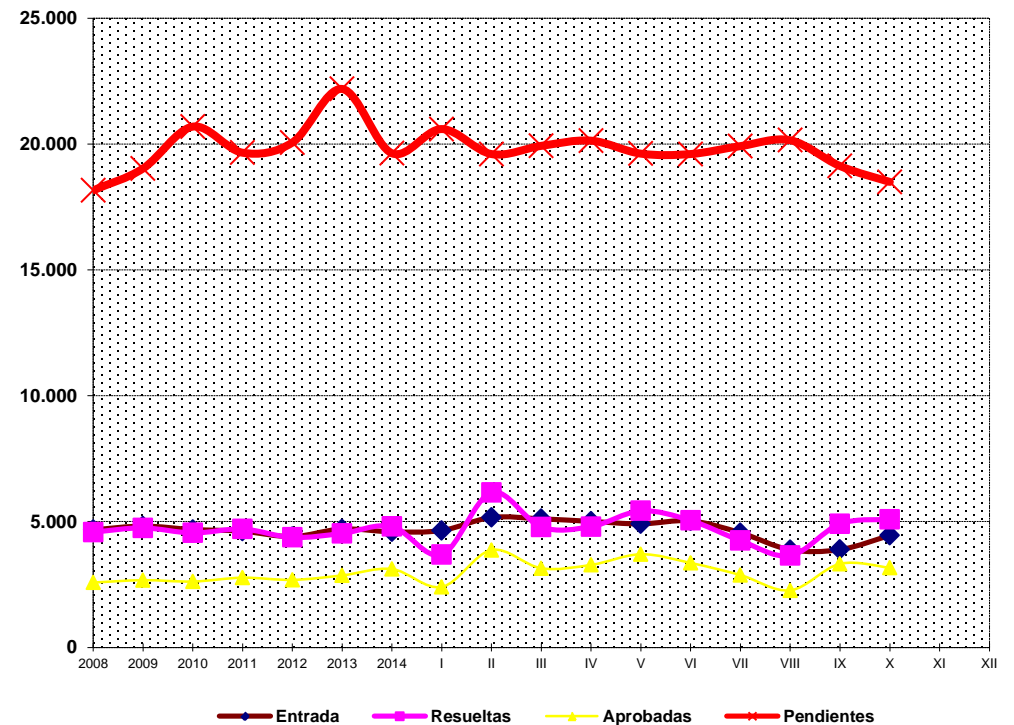
|                                 |      | Entrada | Resueltas | % R./E. | Aprobadas | No Aprob. | Pendientes |
|---------------------------------|------|---------|-----------|---------|-----------|-----------|------------|
| G<br>E<br>S<br>T<br>I<br>O<br>N | 2008 | 56.116  | 55.013    | 98,03%  | 30.978    | 24.035    | 18.160     |
|                                 | 2009 | 57.869  | 57.003    | 98,50%  | 32.093    | 24.910    | 19.026     |
|                                 | 2010 | 56.253  | 54.589    | 97,04%  | 31.450    | 23.139    | 20.690     |
|                                 | 2011 | 55.421  | 56.457    | 101,87% | 33.276    | 23.181    | 19.654     |
|                                 | 2012 | 52.856  | 52.452    | 99,24%  | 32.240    | 20.212    | 20.058     |
|                                 | 2013 | 56.501  | 54.372    | 96,23%  | 34.359    | 20.013    | 22.187     |
|                                 | 2014 | 55.123  | 57.677    | 104,63% | 37.405    | 20.272    | 19.633     |
| M<br>E<br>D<br>I<br>A<br>S      | 2008 | 4.676   | 4.584     |         | 2.582     | 2.003     | 18.160     |
|                                 | 2009 | 4.822   | 4.750     |         | 2.674     | 2.076     | 19.026     |
|                                 | 2010 | 4.688   | 4.549     |         | 2.621     | 1.928     | 20.690     |
|                                 | 2011 | 4.618   | 4.705     |         | 2.773     | 1.932     | 19.654     |
|                                 | 2012 | 4.405   | 4.371     |         | 2.687     | 1.684     | 20.058     |
|                                 | 2013 | 4.708   | 4.531     |         | 2.863     | 1.668     | 22.187     |
|                                 | 2014 | 4.594   | 4.806     |         | 3.117     | 1.689     | 19.633     |
| 2015                            |      |         |           |         |           |           |            |
|                                 | I    | 4.648   | 3.687     | 79,32%  | 2.406     | 1.281     | 20.594     |
|                                 | II   | 5.166   | 6.160     | 119,24% | 3.874     | 2.286     | 19.600     |
|                                 | III  | 5.111   | 4.785     | 93,62%  | 3.147     | 1.638     | 19.926     |
|                                 | IV   | 5.009   | 4.802     | 95,87%  | 3.281     | 1.521     | 20.133     |
|                                 | V    | 4.910   | 5.426     | 110,51% | 3.704     | 1.722     | 19.617     |
|                                 | VI   | 5.030   | 5.045     | 100,30% | 3.359     | 1.686     | 19.602     |
|                                 | VII  | 4.559   | 4.245     | 93,11%  | 2.878     | 1.367     | 19.916     |
|                                 | VIII | 3.883   | 3.649     | 93,97%  | 2.271     | 1.378     | 20.150     |
|                                 | IX   | 3.888   | 4.913     | 126,36% | 3.326     | 1.587     | 19.125     |
|                                 | X    | 4.455   | 5.085     | 114,14% | 3.163     | 1.922     | 18.495     |
|                                 | XI   |         |           |         |           |           |            |
|                                 | XII  |         |           |         |           |           |            |
|                                 |      | 46.659  | 47.797    | 102,44% | 31.409    | 16.388    | 18.495     |

\* Pendientes reales

EVOLUCIÓN DE LA GESTIÓN 2008-2015



EVOLUCIÓN MEDIAS MENSUALES



## PENSIONES NO CONTRIBUTIVAS DE JUBILACIÓN E INVALIDEZ

### DATOS CONJUNTOS DE GESTIÓN CORRESPONDIENTES AL MES DE OCTUBRE DE 2015

| CC.AA.<br>Y/O<br>PROVINCIAS | PTES.<br>MES<br>ANTERIOR | SOLICITUDES<br>PRESENTADAS |             |     |      |       | A<br>RESOLV.<br>MES | SOLICITUDES RESUELTAS |             |     |      |       |              |         |       |       | PTES.<br>FIN<br>MES |
|-----------------------------|--------------------------|----------------------------|-------------|-----|------|-------|---------------------|-----------------------|-------------|-----|------|-------|--------------|---------|-------|-------|---------------------|
|                             |                          | NUEVAS                     | SGIM Y SATP | PAS | INSS | TOTAL |                     | APROBADAS             |             |     |      |       | NO APROBADAS |         | TOTAL |       |                     |
|                             |                          |                            |             |     |      |       |                     | NUEVAS                | SGIM Y SATP | PAS | INSS | TOTAL | DNG          | CAD-DES |       |       |                     |
| <b>ANDALUCÍA</b>            | 2.574                    | 807                        | 3           | 24  | 0    | 834   | 3.408               | 583                   | 2           | 9   | 0    | 594   | 236          | 55      | 885   | 2.523 |                     |
| ALMERÍA                     | 101                      | 58                         | 2           | 0   | 0    | 60    | 161                 | 51                    | 0           | 0   | 0    | 51    | 11           | 9       | 71    | 90    |                     |
| CÁDIZ                       | 546                      | 115                        | 0           | 6   | 0    | 121   | 667                 | 89                    | 0           | 2   | 0    | 91    | 30           | 8       | 129   | 538   |                     |
| CÓRDOBA                     | 126                      | 58                         | 1           | 2   | 0    | 61    | 187                 | 50                    | 0           | 0   | 0    | 50    | 14           | 4       | 68    | 119   |                     |
| GRANADA                     | 210                      | 65                         | 0           | 0   | 0    | 65    | 275                 | 52                    | 0           | 0   | 0    | 52    | 13           | 2       | 67    | 208   |                     |
| HUELVA                      | 115                      | 64                         | 0           | 1   | 0    | 65    | 180                 | 45                    | 0           | 1   | 0    | 46    | 15           | 4       | 65    | 115   |                     |
| JAÉN                        | 60                       | 59                         | 0           | 0   | 0    | 59    | 119                 | 25                    | 0           | 0   | 0    | 25    | 4            | 1       | 30    | 89    |                     |
| MÁLAGA                      | 382                      | 228                        | 0           | 1   | 0    | 229   | 611                 | 115                   | 1           | 0   | 0    | 116   | 61           | 10      | 187   | 424   |                     |
| SEVILLA                     | 1.034                    | 160                        | 0           | 14  | 0    | 174   | 1.208               | 156                   | 1           | 6   | 0    | 163   | 88           | 17      | 268   | 940   |                     |
| <b>ARAGÓN</b>               | 92                       | 84                         | 0           | 0   | 0    | 84    | 176                 | 58                    | 0           | 0   | 0    | 58    | 23           | 7       | 88    | 88    |                     |
| HUESCA                      | 21                       | 15                         | 0           | 0   | 0    | 15    | 36                  | 13                    | 0           | 0   | 0    | 13    | 4            | 1       | 18    | 18    |                     |
| TERUEL                      | 9                        | 7                          | 0           | 0   | 0    | 7     | 16                  | 4                     | 0           | 0   | 0    | 4     | 3            | 0       | 7     | 9     |                     |
| ZARAGOZA                    | 62                       | 62                         | 0           | 0   | 0    | 62    | 124                 | 41                    | 0           | 0   | 0    | 41    | 16           | 6       | 63    | 61    |                     |
| <b>ASTURIAS</b>             | 243                      | 85                         | 0           | 0   | 0    | 85    | 328                 | 74                    | 1           | 0   | 1    | 76    | 40           | 16      | 132   | 196   |                     |
| <b>ILLES BALEARS</b>        | 106                      | 87                         | 0           | 0   | 0    | 87    | 193                 | 63                    | 0           | 0   | 0    | 63    | 25           | 16      | 104   | 89    |                     |
| <b>CANARIAS</b>             | 4.148                    | 408                        | 1           | 0   | 2    | 411   | 4.559               | 222                   | 0           | 3   | 5    | 230   | 149          | 95      | 474   | 4.085 |                     |
| LAS PALMAS                  | 1.950                    | 194                        | 0           | 0   | 1    | 195   | 2.145               | 98                    | 0           | 3   | 0    | 101   | 95           | 73      | 269   | 1.876 |                     |
| S.C. TENERIFE               | 2.198                    | 214                        | 1           | 0   | 1    | 216   | 2.414               | 124                   | 0           | 0   | 5    | 129   | 54           | 22      | 205   | 2.209 |                     |
| <b>CANTABRIA</b>            | 122                      | 62                         | 0           | 0   | 0    | 62    | 184                 | 72                    | 0           | 0   | 0    | 72    | 9            | 0       | 81    | 103   |                     |
| <b>CASTILLA Y LEÓN</b>      | 564                      | 229                        | 1           | 0   | 0    | 230   | 794                 | 134                   | 2           | 0   | 0    | 136   | 38           | 16      | 190   | 604   |                     |
| ÁVILA                       | 12                       | 26                         | 0           | 0   | 0    | 26    | 38                  | 19                    | 0           | 0   | 0    | 19    | 7            | 0       | 26    | 12    |                     |
| BURGOS                      | 119                      | 34                         | 0           | 0   | 0    | 34    | 153                 | 25                    | 0           | 0   | 0    | 25    | 9            | 8       | 42    | 111   |                     |
| LEÓN                        | 163                      | 42                         | 0           | 0   | 0    | 42    | 205                 | 3                     | 0           | 0   | 0    | 3     | 4            | 0       | 7     | 198   |                     |
| PALENCIA                    | 19                       | 19                         | 0           | 0   | 0    | 19    | 38                  | 9                     | 0           | 0   | 0    | 9     | 5            | 0       | 14    | 24    |                     |
| SALAMANCA                   | 83                       | 33                         | 1           | 0   | 0    | 34    | 117                 | 33                    | 2           | 0   | 0    | 35    | 5            | 1       | 41    | 76    |                     |
| SEGOVIA                     | 44                       | 15                         | 0           | 0   | 0    | 15    | 59                  | 1                     | 0           | 0   | 0    | 1     | 1            | 3       | 5     | 54    |                     |
| SORIA                       | 3                        | 6                          | 0           | 0   | 0    | 6     | 9                   | 3                     | 0           | 0   | 0    | 3     | 2            | 0       | 5     | 4     |                     |
| VALLADOLID                  | 83                       | 30                         | 0           | 0   | 0    | 30    | 113                 | 28                    | 0           | 0   | 0    | 28    | 1            | 4       | 33    | 80    |                     |
| ZAMORA                      | 38                       | 24                         | 0           | 0   | 0    | 24    | 62                  | 13                    | 0           | 0   | 0    | 13    | 4            | 0       | 17    | 45    |                     |
| <b>CASTILLA-LA MANCHA</b>   | 867                      | 229                        | 0           | 1   | 0    | 230   | 1.097               | 87                    | 1           | 0   | 0    | 88    | 37           | 9       | 134   | 963   |                     |
| ALBACETE                    | 93                       | 44                         | 0           | 0   | 0    | 44    | 137                 | 25                    | 0           | 0   | 0    | 25    | 10           | 2       | 37    | 100   |                     |
| CIUDAD REAL                 | 16                       | 34                         | 0           | 0   | 0    | 34    | 50                  | 24                    | 1           | 0   | 0    | 25    | 4            | 2       | 31    | 19    |                     |
| CUENCA                      | 28                       | 20                         | 0           | 0   | 0    | 20    | 48                  | 13                    | 0           | 0   | 0    | 13    | 10           | 0       | 23    | 25    |                     |
| GUADALAJARA                 | 19                       | 22                         | 0           | 1   | 0    | 23    | 42                  | 15                    | 0           | 0   | 0    | 15    | 8            | 0       | 23    | 19    |                     |
| TOLEDO                      | 711                      | 109                        | 0           | 0   | 0    | 109   | 820                 | 10                    | 0           | 0   | 0    | 10    | 5            | 5       | 20    | 800   |                     |

(Continúa al dorso)

| CC.AA.<br>Y/O<br>PROVINCIAS | PTES.<br>MES<br>ANTERIOR | SOLICITUDES<br>PRESENTADAS |             |     |      |       | A<br>RESOLV.<br>MES | SOLICITUDES RESUELTAS |             |     |      |       |              |         |       |       | PTES.<br>FIN<br>MES |
|-----------------------------|--------------------------|----------------------------|-------------|-----|------|-------|---------------------|-----------------------|-------------|-----|------|-------|--------------|---------|-------|-------|---------------------|
|                             |                          | NUEVAS                     | SGIM Y SATP | PAS | INSS | TOTAL |                     | APROBADAS             |             |     |      |       | NO APROBADAS |         | TOTAL |       |                     |
|                             |                          |                            |             |     |      |       |                     | NUEVAS                | SGIM Y SATP | PAS | INSS | TOTAL | DNG          | CAD-DES |       |       |                     |
| CATALUNYA                   | 4.384                    | 490                        | 0           | 0   | 5    | 495   | 4.879               | 507                   | 0           | 0   | 30   | 537   | 248          | 70      | 855   | 4.024 |                     |
| BARCELONA                   | 3.151                    | 355                        | 0           | 0   | 5    | 360   | 3.511               | 374                   | 0           | 0   | 19   | 393   | 185          | 53      | 631   | 2.880 |                     |
| GIRONA                      | 400                      | 46                         | 0           | 0   | 0    | 46    | 446                 | 49                    | 0           | 0   | 3    | 52    | 20           | 6       | 78    | 368   |                     |
| LLEIDA                      | 242                      | 29                         | 0           | 0   | 0    | 29    | 271                 | 30                    | 0           | 0   | 0    | 30    | 10           | 2       | 42    | 229   |                     |
| TARRAGONA                   | 591                      | 60                         | 0           | 0   | 0    | 60    | 651                 | 54                    | 0           | 0   | 8    | 62    | 33           | 9       | 104   | 547   |                     |
| COMUNIDAD VALENCIANA        | 1.520                    | 464                        | 2           | 0   | 0    | 466   | 1.986               | 341                   | 0           | 0   | 0    | 341   | 173          | 11      | 525   | 1.461 |                     |
| ALICANTE                    | 640                      | 186                        | 2           | 0   | 0    | 188   | 828                 | 109                   | 0           | 0   | 0    | 109   | 93           | 4       | 206   | 622   |                     |
| CASTELLÓN                   | 174                      | 50                         | 0           | 0   | 0    | 50    | 224                 | 45                    | 0           | 0   | 0    | 45    | 15           | 2       | 62    | 162   |                     |
| VALENCIA                    | 706                      | 228                        | 0           | 0   | 0    | 228   | 934                 | 187                   | 0           | 0   | 0    | 187   | 65           | 5       | 257   | 677   |                     |
| EXTREMADURA                 | 162                      | 95                         | 0           | 1   | 0    | 96    | 258                 | 79                    | 1           | 0   | 0    | 80    | 39           | 15      | 134   | 124   |                     |
| BADAJOS                     | 95                       | 58                         | 0           | 1   | 0    | 59    | 154                 | 58                    | 1           | 0   | 0    | 59    | 27           | 13      | 99    | 55    |                     |
| CÁCERES                     | 67                       | 37                         | 0           | 0   | 0    | 37    | 104                 | 21                    | 0           | 0   | 0    | 21    | 12           | 2       | 35    | 69    |                     |
| GALICIA                     | 1.882                    | 379                        | 1           | 0   | 0    | 380   | 2.262               | 277                   | 1           | 0   | 0    | 278   | 127          | 18      | 423   | 1.839 |                     |
| A CORUÑA                    | 758                      | 120                        | 0           | 0   | 0    | 120   | 878                 | 93                    | 0           | 0   | 0    | 93    | 44           | 11      | 148   | 730   |                     |
| LUGO                        | 49                       | 43                         | 0           | 0   | 0    | 43    | 92                  | 23                    | 0           | 0   | 0    | 23    | 8            | 2       | 33    | 59    |                     |
| OURENSE                     | 124                      | 36                         | 1           | 0   | 0    | 37    | 161                 | 44                    | 1           | 0   | 0    | 45    | 18           | 0       | 63    | 98    |                     |
| PONTEVEDRA                  | 951                      | 180                        | 0           | 0   | 0    | 180   | 1.131               | 117                   | 0           | 0   | 0    | 117   | 57           | 5       | 179   | 952   |                     |
| MADRID                      | 1.341                    | 602                        | 2           | 2   | 0    | 606   | 1.947               | 347                   | 2           | 2   | 0    | 351   | 110          | 122     | 583   | 1.364 |                     |
| MURCIA                      | 761                      | 170                        | 0           | 0   | 2    | 172   | 933                 | 109                   | 2           | 0   | 0    | 111   | 104          | 34      | 249   | 684   |                     |
| NAVARRA                     | 39                       | 33                         | 0           | 0   | 0    | 33    | 72                  | 10                    | 0           | 0   | 0    | 10    | 4            | 7       | 21    | 51    |                     |
| PAÍS VASCO                  | 160                      | 126                        | 0           | 1   | 0    | 127   | 287                 | 92                    | 0           | 1   | 0    | 93    | 22           | 28      | 143   | 144   |                     |
| ARABA/ÁLAVA                 | 1                        | 21                         | 0           | 0   | 0    | 21    | 22                  | 12                    | 0           | 0   | 0    | 12    | 1            | 0       | 13    | 9     |                     |
| GIPUZKOA                    | 31                       | 46                         | 0           | 0   | 0    | 46    | 77                  | 33                    | 0           | 0   | 0    | 33    | 8            | 19      | 60    | 17    |                     |
| BIZKAIA                     | 128                      | 59                         | 0           | 1   | 0    | 60    | 188                 | 47                    | 0           | 1   | 0    | 48    | 13           | 9       | 70    | 118   |                     |
| LA RIOJA                    | 44                       | 15                         | 0           | 0   | 0    | 15    | 59                  | 26                    | 0           | 0   | 0    | 26    | 3            | 1       | 30    | 29    |                     |
| CEUTA                       | 72                       | 15                         | 0           | 0   | 0    | 15    | 87                  | 7                     | 0           | 0   | 0    | 7     | 5            | 4       | 16    | 71    |                     |
| MELILLA                     | 44                       | 27                         | 0           | 0   | 0    | 27    | 71                  | 12                    | 0           | 0   | 0    | 12    | 6            | 0       | 18    | 53    |                     |

|              |        |       |    |    |   |       |        |       |    |    |    |       |       |     |       |        |
|--------------|--------|-------|----|----|---|-------|--------|-------|----|----|----|-------|-------|-----|-------|--------|
| TOTAL ESTADO | 19.125 | 4.407 | 10 | 29 | 9 | 4.455 | 23.580 | 3.100 | 12 | 15 | 36 | 3.163 | 1.398 | 524 | 5.085 | 18.495 |
|--------------|--------|-------|----|----|---|-------|--------|-------|----|----|----|-------|-------|-----|-------|--------|

## PENSIONES NO CONTRIBUTIVAS DE JUBILACIÓN E INVALIDEZ

### CAUSAS DE DENEGACIÓN CONJUNTAS CORRESPONDIENTES AL MES DE OCTUBRE DE 2015

| CC.AA.<br>Y/O<br>PROVINCIAS | EDAD | RESIDENCIA | RECURSOS<br>ECONÓMICOS |        | GRADO<br>DISCAPACIDAD | PRESTACIÓN   | SOLICITAR<br>SIN PASAR | SIN       | TOTAL<br>CAUSAS DE<br>DENEGACIÓN |
|-----------------------------|------|------------|------------------------|--------|-----------------------|--------------|------------------------|-----------|----------------------------------|
|                             |      | LEGAL      | PERSONALES             | U.E.C. | ENF. CRÓNICA          | INCOMPATIBLE | DOS AÑOS               | DESGLASAR |                                  |
|                             |      |            |                        |        |                       |              |                        |           |                                  |
| ANDALUCÍA                   | 12   | 9          | 29                     | 62     | 117                   | 5            | 2                      | 0         | 236                              |
| ALMERÍA                     | 1    | 0          | 5                      | 2      | 2                     | 1            | 0                      | 0         | 11                               |
| CÁDIZ                       | 2    | 2          | 3                      | 6      | 16                    | 1            | 0                      | 0         | 30                               |
| CÓRDOBA                     | 2    | 0          | 1                      | 5      | 6                     | 0            | 0                      | 0         | 14                               |
| GRANADA                     | 0    | 4          | 1                      | 3      | 4                     | 1            | 0                      | 0         | 13                               |
| HUELVA                      | 1    | 0          | 3                      | 6      | 5                     | 0            | 0                      | 0         | 15                               |
| JAÉN                        | 0    | 0          | 0                      | 3      | 1                     | 0            | 0                      | 0         | 4                                |
| MÁLAGA                      | 2    | 3          | 6                      | 19     | 29                    | 2            | 0                      | 0         | 61                               |
| SEVILLA                     | 4    | 0          | 10                     | 18     | 54                    | 0            | 2                      | 0         | 88                               |
| ARAGÓN                      | 1    | 5          | 8                      | 5      | 4                     | 0            | 0                      | 0         | 23                               |
| HUESCA                      | 1    | 0          | 1                      | 0      | 2                     | 0            | 0                      | 0         | 4                                |
| TERUEL                      | 0    | 2          | 0                      | 0      | 1                     | 0            | 0                      | 0         | 3                                |
| ZARAGOZA                    | 0    | 3          | 7                      | 5      | 1                     | 0            | 0                      | 0         | 16                               |
| ASTURIAS                    | 0    | 2          | 14                     | 12     | 11                    | 1            | 0                      | 0         | 40                               |
| ILLES BALEARS               | 3    | 2          | 5                      | 7      | 8                     | 0            | 0                      | 0         | 25                               |
| CANARIAS                    | 6    | 20         | 29                     | 28     | 58                    | 8            | 0                      | 0         | 149                              |
| LAS PALMAS                  | 1    | 15         | 15                     | 18     | 39                    | 7            | 0                      | 0         | 95                               |
| S.C. TENERIFE               | 5    | 5          | 14                     | 10     | 19                    | 1            | 0                      | 0         | 54                               |
| CANTABRIA                   | 0    | 0          | 2                      | 7      | 0                     | 0            | 0                      | 0         | 9                                |
| CASTILLA Y LEÓN             | 2    | 4          | 10                     | 10     | 8                     | 4            | 0                      | 0         | 38                               |
| ÁVILA                       | 0    | 1          | 1                      | 0      | 2                     | 3            | 0                      | 0         | 7                                |
| BURGOS                      | 0    | 3          | 4                      | 2      | 0                     | 0            | 0                      | 0         | 9                                |
| LEÓN                        | 0    | 0          | 0                      | 1      | 2                     | 1            | 0                      | 0         | 4                                |
| PALENCIA                    | 1    | 0          | 1                      | 2      | 1                     | 0            | 0                      | 0         | 5                                |
| SALAMANCA                   | 0    | 0          | 1                      | 2      | 2                     | 0            | 0                      | 0         | 5                                |
| SEGOVIA                     | 0    | 0          | 0                      | 1      | 0                     | 0            | 0                      | 0         | 1                                |
| SORIA                       | 1    | 0          | 1                      | 0      | 0                     | 0            | 0                      | 0         | 2                                |
| VALLADOLID                  | 0    | 0          | 1                      | 0      | 0                     | 0            | 0                      | 0         | 1                                |
| ZAMORA                      | 0    | 0          | 1                      | 2      | 1                     | 0            | 0                      | 0         | 4                                |
| CASTILLA-LA MANCHA          | 7    | 2          | 4                      | 12     | 11                    | 1            | 0                      | 0         | 37                               |
| ALBACETE                    | 0    | 0          | 1                      | 5      | 4                     | 0            | 0                      | 0         | 10                               |
| CIUDAD REAL                 | 1    | 0          | 0                      | 2      | 0                     | 1            | 0                      | 0         | 4                                |
| CUENCA                      | 1    | 1          | 1                      | 3      | 4                     | 0            | 0                      | 0         | 10                               |
| GUADALAJARA                 | 1    | 1          | 2                      | 2      | 2                     | 0            | 0                      | 0         | 8                                |
| TOLEDO                      | 4    | 0          | 0                      | 0      | 1                     | 0            | 0                      | 0         | 5                                |

(Continúa al dorso)

| CC.AA.<br>Y/O<br>PROVINCIAS | EDAD      | RESIDENCIA<br>LEGAL | RECURSOS<br>ECONÓMICOS |            | GRADO<br>DISCAPACIDAD<br>ENF. CRÓNICA | PRESTACIÓN<br>INCOMPATIBLE | SOLICITAR<br>SIN PASAR<br>DOS AÑOS | SIN<br>DESGLASAR | TOTAL<br>CAUSAS DE<br>DENEGACIÓN |
|-----------------------------|-----------|---------------------|------------------------|------------|---------------------------------------|----------------------------|------------------------------------|------------------|----------------------------------|
|                             |           |                     | PERSONALES             | U.E.C.     |                                       |                            |                                    |                  |                                  |
| CATALUNYA                   | 2         | 21                  | 49                     | 86         | 48                                    | 42                         | 0                                  | 0                | 248                              |
| BARCELONA                   | 2         | 17                  | 35                     | 59         | 45                                    | 27                         | 0                                  | 0                | 185                              |
| GIRONA                      | 0         | 0                   | 6                      | 10         | 1                                     | 3                          | 0                                  | 0                | 20                               |
| LLEIDA                      | 0         | 1                   | 3                      | 5          | 0                                     | 1                          | 0                                  | 0                | 10                               |
| TARRAGONA                   | 0         | 3                   | 5                      | 12         | 2                                     | 11                         | 0                                  | 0                | 33                               |
| COMUNIDAD VALENCIANA        | 1         | 9                   | 20                     | 63         | 78                                    | 2                          | 0                                  | 0                | 173                              |
| ALICANTE                    | 1         | 2                   | 6                      | 21         | 63                                    | 0                          | 0                                  | 0                | 93                               |
| CASTELLÓN                   | 0         | 0                   | 0                      | 3          | 12                                    | 0                          | 0                                  | 0                | 15                               |
| VALENCIA                    | 0         | 7                   | 14                     | 39         | 3                                     | 2                          | 0                                  | 0                | 65                               |
| EXTREMADURA                 | 0         | 3                   | 7                      | 12         | 16                                    | 1                          | 0                                  | 0                | 39                               |
| BADAJOS                     | 0         | 1                   | 5                      | 6          | 14                                    | 1                          | 0                                  | 0                | 27                               |
| CÁCERES                     | 0         | 2                   | 2                      | 6          | 2                                     | 0                          | 0                                  | 0                | 12                               |
| GALICIA                     | 1         | 12                  | 16                     | 57         | 38                                    | 3                          | 0                                  | 0                | 127                              |
| A CORUÑA                    | 0         | 6                   | 3                      | 16         | 17                                    | 2                          | 0                                  | 0                | 44                               |
| LUGO                        | 1         | 0                   | 1                      | 3          | 2                                     | 1                          | 0                                  | 0                | 8                                |
| OURENSE                     | 0         | 4                   | 3                      | 1          | 10                                    | 0                          | 0                                  | 0                | 18                               |
| PONTEVEDRA                  | 0         | 2                   | 9                      | 37         | 9                                     | 0                          | 0                                  | 0                | 57                               |
| MADRID                      | 7         | 15                  | 32                     | 54         | 2                                     | 0                          | 0                                  | 0                | 110                              |
| MURCIA                      | 4         | 24                  | 9                      | 12         | 49                                    | 6                          | 0                                  | 0                | 104                              |
| NAVARRA                     | 0         | 1                   | 1                      | 2          | 0                                     | 0                          | 0                                  | 0                | 4                                |
| PAÍS VASCO                  | 0         | 7                   | 3                      | 6          | 1                                     | 5                          | 0                                  | 0                | 22                               |
| ARABA/ÁLAVA                 | 0         | 1                   | 0                      | 0          | 0                                     | 0                          | 0                                  | 0                | 1                                |
| GIPUZKOA                    | 0         | 4                   | 1                      | 3          | 0                                     | 0                          | 0                                  | 0                | 8                                |
| BIZKAIA                     | 0         | 2                   | 2                      | 3          | 1                                     | 5                          | 0                                  | 0                | 13                               |
| LA RIOJA                    | 0         | 0                   | 1                      | 2          | 0                                     | 0                          | 0                                  | 0                | 3                                |
| CEUTA                       | 0         | 0                   | 1                      | 0          | 4                                     | 0                          | 0                                  | 0                | 5                                |
| MELILLA                     | 1         | 0                   | 2                      | 0          | 2                                     | 1                          | 0                                  | 0                | 6                                |
| <b>TOTAL ESTADO</b>         | <b>47</b> | <b>136</b>          | <b>242</b>             | <b>437</b> | <b>455</b>                            | <b>79</b>                  | <b>2</b>                           | <b>0</b>         | <b>1.398</b>                     |

## PENSIONES NO CONTRIBUTIVAS DE JUBILACIÓN E INVALIDEZ

### DATOS ACUMULADOS DE GESTIÓN CORRESPONDIENTES AL AÑO 2015 HASTA OCTUBRE

| CC.AA.<br>Y/O<br>PROVINCIAS | PTES.<br>AÑO<br>ANTERIOR | SOLICITUDES<br>PRESENTADAS |             |            |           |              | A<br>RESOLV.<br>AÑO | SOLICITUDES RESUELTAS |             |           |           |              |              |            |              |              | PTES.<br>FINAL |
|-----------------------------|--------------------------|----------------------------|-------------|------------|-----------|--------------|---------------------|-----------------------|-------------|-----------|-----------|--------------|--------------|------------|--------------|--------------|----------------|
|                             |                          |                            |             |            |           |              |                     | APROBADAS             |             |           |           | NO APROBADAS |              |            | TOTAL        |              |                |
|                             |                          | NUEVAS                     | SGIM Y SATP | PAS        | INSS      | TOTAL        |                     | NUEVAS                | SGIM Y SATP | PAS       | INSS      | TOTAL        | DNG          | CAD-DES    |              |              |                |
| <b>ANDALUCÍA</b>            | <b>2.489</b>             | <b>8.572</b>               | <b>42</b>   | <b>268</b> | <b>0</b>  | <b>8.882</b> | <b>11.371</b>       | <b>6.041</b>          | <b>24</b>   | <b>85</b> | <b>0</b>  | <b>6.150</b> | <b>2.105</b> | <b>593</b> | <b>8.848</b> | <b>2.523</b> |                |
| ALMERÍA                     | 51                       | 728                        | 6           | 4          | 0         | 738          | 789                 | 464                   | 1           | 2         | 0         | 467          | 173          | 59         | 699          | 90           |                |
| CÁDIZ                       | 712                      | 1.249                      | 2           | 71         | 0         | 1.322        | 2.034               | 1.073                 | 7           | 25        | 0         | 1.105        | 227          | 164        | 1.496        | 538          |                |
| CÓRDOBA                     | 124                      | 662                        | 5           | 15         | 0         | 682          | 806                 | 508                   | 8           | 8         | 0         | 524          | 117          | 46         | 687          | 119          |                |
| GRANADA                     | 188                      | 759                        | 0           | 7          | 0         | 766          | 954                 | 506                   | 0           | 5         | 0         | 511          | 169          | 66         | 746          | 208          |                |
| HUELVA                      | 96                       | 652                        | 1           | 4          | 0         | 657          | 753                 | 460                   | 0           | 3         | 0         | 463          | 157          | 18         | 638          | 115          |                |
| JAÉN                        | 98                       | 450                        | 0           | 12         | 0         | 462          | 560                 | 358                   | 0           | 5         | 0         | 363          | 84           | 24         | 471          | 89           |                |
| MÁLAGA                      | 405                      | 1.908                      | 20          | 15         | 0         | 1.943        | 2.348               | 1.258                 | 6           | 5         | 0         | 1.269        | 547          | 108        | 1.924        | 424          |                |
| SEVILLA                     | 815                      | 2.164                      | 8           | 140        | 0         | 2.312        | 3.127               | 1.414                 | 2           | 32        | 0         | 1.448        | 631          | 108        | 2.187        | 940          |                |
| <b>ARAGÓN</b>               | <b>101</b>               | <b>862</b>                 | <b>3</b>    | <b>1</b>   | <b>1</b>  | <b>867</b>   | <b>968</b>          | <b>650</b>            | <b>1</b>    | <b>2</b>  | <b>1</b>  | <b>654</b>   | <b>158</b>   | <b>68</b>  | <b>880</b>   | <b>88</b>    |                |
| HUESCA                      | 20                       | 146                        | 1           | 0          | 1         | 148          | 168                 | 122                   | 1           | 1         | 0         | 124          | 22           | 4          | 150          | 18           |                |
| TERUEL                      | 9                        | 64                         | 1           | 0          | 0         | 65           | 74                  | 46                    | 0           | 0         | 0         | 46           | 12           | 7          | 65           | 9            |                |
| ZARAGOZA                    | 72                       | 652                        | 1           | 1          | 0         | 654          | 726                 | 482                   | 0           | 1         | 1         | 484          | 124          | 57         | 665          | 61           |                |
| <b>ASTURIAS</b>             | <b>231</b>               | <b>1.014</b>               | <b>2</b>    | <b>0</b>   | <b>10</b> | <b>1.026</b> | <b>1.257</b>        | <b>685</b>            | <b>4</b>    | <b>0</b>  | <b>6</b>  | <b>695</b>   | <b>272</b>   | <b>94</b>  | <b>1.061</b> | <b>196</b>   |                |
| <b>ILLES BALEARS</b>        | <b>174</b>               | <b>1.014</b>               | <b>0</b>    | <b>0</b>   | <b>0</b>  | <b>1.014</b> | <b>1.188</b>        | <b>725</b>            | <b>1</b>    | <b>1</b>  | <b>0</b>  | <b>727</b>   | <b>245</b>   | <b>127</b> | <b>1.099</b> | <b>89</b>    |                |
| <b>CANARIAS</b>             | <b>4.451</b>             | <b>4.382</b>               | <b>2</b>    | <b>24</b>  | <b>19</b> | <b>4.427</b> | <b>8.878</b>        | <b>2.746</b>          | <b>0</b>    | <b>30</b> | <b>18</b> | <b>2.794</b> | <b>1.736</b> | <b>263</b> | <b>4.793</b> | <b>4.085</b> |                |
| LAS PALMAS                  | 2.062                    | 2.028                      | 0           | 13         | 2         | 2.043        | 4.105               | 1.210                 | 0           | 20        | 0         | 1.230        | 875          | 124        | 2.229        | 1.876        |                |
| S.C. TENERIFE               | 2.389                    | 2.354                      | 2           | 11         | 17        | 2.384        | 4.773               | 1.536                 | 0           | 10        | 18        | 1.564        | 861          | 139        | 2.564        | 2.209        |                |
| <b>CANTABRIA</b>            | <b>227</b>               | <b>622</b>                 | <b>0</b>    | <b>2</b>   | <b>0</b>  | <b>624</b>   | <b>851</b>          | <b>567</b>            | <b>1</b>    | <b>2</b>  | <b>1</b>  | <b>571</b>   | <b>120</b>   | <b>57</b>  | <b>748</b>   | <b>103</b>   |                |
| <b>CASTILLA Y LEÓN</b>      | <b>608</b>               | <b>2.342</b>               | <b>9</b>    | <b>2</b>   | <b>2</b>  | <b>2.355</b> | <b>2.963</b>        | <b>1.668</b>          | <b>8</b>    | <b>2</b>  | <b>1</b>  | <b>1.679</b> | <b>485</b>   | <b>195</b> | <b>2.359</b> | <b>604</b>   |                |
| ÁVILA                       | 7                        | 181                        | 0           | 0          | 0         | 181          | 188                 | 125                   | 0           | 0         | 0         | 125          | 45           | 6          | 176          | 12           |                |
| BURGOS                      | 91                       | 393                        | 0           | 0          | 0         | 393          | 484                 | 215                   | 0           | 0         | 0         | 215          | 101          | 57         | 373          | 111          |                |
| LEÓN                        | 217                      | 366                        | 2           | 2          | 0         | 370          | 587                 | 280                   | 2           | 0         | 0         | 282          | 80           | 27         | 389          | 198          |                |
| PALENCIA                    | 21                       | 186                        | 0           | 0          | 2         | 188          | 209                 | 149                   | 0           | 0         | 1         | 150          | 31           | 4          | 185          | 24           |                |
| SALAMANCA                   | 111                      | 389                        | 4           | 0          | 0         | 393          | 504                 | 318                   | 4           | 1         | 0         | 323          | 77           | 28         | 428          | 76           |                |
| SEGOVIA                     | 42                       | 159                        | 0           | 0          | 0         | 159          | 201                 | 82                    | 0           | 0         | 0         | 82           | 40           | 25         | 147          | 54           |                |
| SORIA                       | 8                        | 56                         | 1           | 0          | 0         | 57           | 65                  | 49                    | 1           | 1         | 0         | 51           | 6            | 4          | 61           | 4            |                |
| VALLADOLID                  | 68                       | 395                        | 0           | 0          | 0         | 395          | 463                 | 281                   | 0           | 0         | 0         | 281          | 68           | 34         | 383          | 80           |                |
| ZAMORA                      | 43                       | 217                        | 2           | 0          | 0         | 219          | 262                 | 169                   | 1           | 0         | 0         | 170          | 37           | 10         | 217          | 45           |                |
| <b>CASTILLA-LA MANCHA</b>   | <b>944</b>               | <b>1.816</b>               | <b>3</b>    | <b>4</b>   | <b>7</b>  | <b>1.830</b> | <b>2.774</b>        | <b>1.229</b>          | <b>3</b>    | <b>3</b>  | <b>4</b>  | <b>1.239</b> | <b>406</b>   | <b>166</b> | <b>1.811</b> | <b>963</b>   |                |
| ALBACETE                    | 101                      | 482                        | 1           | 2          | 0         | 485          | 586                 | 330                   | 1           | 2         | 0         | 333          | 120          | 33         | 486          | 100          |                |
| CIUDAD REAL                 | 16                       | 415                        | 0           | 0          | 0         | 415          | 431                 | 301                   | 1           | 0         | 0         | 302          | 71           | 39         | 412          | 19           |                |
| CUENCA                      | 43                       | 197                        | 2           | 0          | 0         | 199          | 242                 | 159                   | 1           | 0         | 0         | 160          | 49           | 8          | 217          | 25           |                |
| GUADALAJARA                 | 13                       | 219                        | 0           | 1          | 7         | 227          | 240                 | 155                   | 0           | 0         | 4         | 159          | 52           | 10         | 221          | 19           |                |
| TOLEDO                      | 771                      | 503                        | 0           | 1          | 0         | 504          | 1.275               | 284                   | 0           | 1         | 0         | 285          | 114          | 76         | 475          | 800          |                |

(Continúa al dorso)

| CC.AA.<br>Y/O<br>PROVINCIAS | PTES.<br>AÑO<br>ANTERIOR | SOLICITUDES<br>PRESENTADAS |             |     |      |       | A<br>RESOLV.<br>AÑO | SOLICITUDES RESUELTAS |             |     |      |              |       |       |         |       | PTES.<br>FINAL |
|-----------------------------|--------------------------|----------------------------|-------------|-----|------|-------|---------------------|-----------------------|-------------|-----|------|--------------|-------|-------|---------|-------|----------------|
|                             |                          |                            |             |     |      |       |                     | APROBADAS             |             |     |      | NO APROBADAS |       | TOTAL |         |       |                |
|                             |                          | NUEVAS                     | SGIM Y SATP | PAS | INSS | TOTAL |                     | NUEVAS                | SGIM Y SATP | PAS | INSS | TOTAL        | DNG   |       | CAD-DES |       |                |
| CATALUNYA                   | 5.030                    | 6.327                      | 4           | 8   | 139  | 6.478 | 11.508              | 4.368                 | 7           | 1   | 276  | 4.652        | 2.204 | 628   | 7.484   | 4.024 |                |
| BARCELONA                   | 3.616                    | 4.596                      | 2           | 1   | 104  | 4.703 | 8.319               | 3.133                 | 6           | 1   | 202  | 3.342        | 1.661 | 436   | 5.439   | 2.880 |                |
| GIRONA                      | 482                      | 563                        | 2           | 0   | 5    | 570   | 1.052               | 404                   | 0           | 0   | 22   | 426          | 182   | 76    | 684     | 368   |                |
| LLEIDA                      | 254                      | 345                        | 0           | 3   | 7    | 355   | 609                 | 242                   | 1           | 0   | 11   | 254          | 92    | 34    | 380     | 229   |                |
| TARRAGONA                   | 678                      | 823                        | 0           | 4   | 23   | 850   | 1.528               | 589                   | 0           | 0   | 41   | 630          | 269   | 82    | 981     | 547   |                |
| COMUNIDAD VALENCIANA        | 1.274                    | 5.055                      | 6           | 14  | 0    | 5.075 | 6.349               | 3.286                 | 10          | 16  | 0    | 3.312        | 1.167 | 409   | 4.888   | 1.461 |                |
| ALICANTE                    | 547                      | 1.800                      | 5           | 11  | 0    | 1.816 | 2.363               | 1.077                 | 9           | 12  | 0    | 1.098        | 452   | 191   | 1.741   | 622   |                |
| CASTELLÓN                   | 139                      | 522                        | 0           | 0   | 0    | 522   | 661                 | 346                   | 1           | 0   | 0    | 347          | 127   | 25    | 499     | 162   |                |
| VALENCIA                    | 588                      | 2.733                      | 1           | 3   | 0    | 2.737 | 3.325               | 1.863                 | 0           | 4   | 0    | 1.867        | 588   | 193   | 2.648   | 677   |                |
| EXTREMADURA                 | 238                      | 1.037                      | 9           | 3   | 0    | 1.049 | 1.287               | 855                   | 7           | 1   | 0    | 863          | 206   | 94    | 1.163   | 124   |                |
| BADAJOS                     | 195                      | 653                        | 4           | 2   | 0    | 659   | 854                 | 589                   | 3           | 1   | 0    | 593          | 145   | 61    | 799     | 55    |                |
| CÁCERES                     | 43                       | 384                        | 5           | 1   | 0    | 390   | 433                 | 266                   | 4           | 0   | 0    | 270          | 61    | 33    | 364     | 69    |                |
| GALICIA                     | 1.670                    | 3.658                      | 1           | 0   | 0    | 3.659 | 5.329               | 2.253                 | 5           | 0   | 2    | 2.260        | 1.043 | 187   | 3.490   | 1.839 |                |
| A CORUÑA                    | 693                      | 1.382                      | 0           | 0   | 0    | 1.382 | 2.075               | 927                   | 3           | 0   | 2    | 932          | 337   | 76    | 1.345   | 730   |                |
| LUGO                        | 33                       | 355                        | 0           | 0   | 0    | 355   | 388                 | 249                   | 1           | 0   | 0    | 250          | 59    | 20    | 329     | 59    |                |
| OURENSE                     | 119                      | 481                        | 1           | 0   | 0    | 482   | 601                 | 287                   | 1           | 0   | 0    | 288          | 210   | 5     | 503     | 98    |                |
| PONTEVEDRA                  | 825                      | 1.440                      | 0           | 0   | 0    | 1.440 | 2.265               | 790                   | 0           | 0   | 0    | 790          | 437   | 86    | 1.313   | 952   |                |
| MADRID                      | 1.123                    | 5.006                      | 9           | 29  | 0    | 5.044 | 6.167               | 3.137                 | 9           | 28  | 0    | 3.174        | 1.073 | 556   | 4.803   | 1.364 |                |
| MURCIA                      | 653                      | 1.950                      | 6           | 0   | 36   | 1.992 | 2.645               | 959                   | 11          | 2   | 0    | 972          | 787   | 202   | 1.961   | 684   |                |
| NAVARRA                     | 40                       | 348                        | 0           | 0   | 1    | 349   | 389                 | 229                   | 0           | 0   | 1    | 230          | 80    | 28    | 338     | 51    |                |
| PAÍS VASCO                  | 205                      | 1.229                      | 1           | 22  | 0    | 1.252 | 1.457               | 990                   | 0           | 11  | 0    | 1.001        | 253   | 59    | 1.313   | 144   |                |
| ARABA/ÁLAVA                 | 0                        | 175                        | 1           | 0   | 0    | 176   | 176                 | 159                   | 0           | 0   | 0    | 159          | 8     | 0     | 167     | 9     |                |
| GIPUZKOA                    | 54                       | 390                        | 0           | 0   | 0    | 390   | 444                 | 331                   | 0           | 0   | 0    | 331          | 67    | 29    | 427     | 17    |                |
| BIZKAIA                     | 151                      | 664                        | 0           | 22  | 0    | 686   | 837                 | 500                   | 0           | 11  | 0    | 511          | 178   | 30    | 719     | 118   |                |
| LA RIOJA                    | 50                       | 212                        | 0           | 0   | 0    | 212   | 262                 | 185                   | 0           | 0   | 0    | 185          | 38    | 10    | 233     | 29    |                |
| CEUTA                       | 78                       | 256                        | 2           | 4   | 0    | 262   | 340                 | 130                   | 2           | 4   | 0    | 136          | 95    | 38    | 269     | 71    |                |
| MELILLA                     | 47                       | 262                        | 0           | 0   | 0    | 262   | 309                 | 114                   | 0           | 1   | 0    | 115          | 131   | 10    | 256     | 53    |                |

|              |        |        |    |     |     |        |        |        |    |     |     |        |        |       |        |        |
|--------------|--------|--------|----|-----|-----|--------|--------|--------|----|-----|-----|--------|--------|-------|--------|--------|
| TOTAL ESTADO | 19.633 | 45.964 | 99 | 381 | 215 | 46.659 | 66.292 | 30.817 | 93 | 189 | 310 | 31.409 | 12.604 | 3.784 | 47.797 | 18.495 |
|--------------|--------|--------|----|-----|-----|--------|--------|--------|----|-----|-----|--------|--------|-------|--------|--------|

## PENSIONES NO CONTRIBUTIVAS DE JUBILACIÓN E INVALIDEZ

### CAUSAS DE DENEGACIÓN ACUMULADAS CORRESPONDIENTES AL AÑO 2015 HASTA OCTUBRE

| CC.AA.<br>Y/O<br>PROVINCIAS | EDAD | RESIDENCIA | RECURSOS<br>ECONÓMICOS |        | GRADO<br>DISCAPACIDAD | PRESTACIÓN   | SOLICITAR<br>SIN PASAR<br>DOS AÑOS | SIN<br>DESGLASAR | TOTAL<br>CAUSAS DE<br>DENEGACIÓN |
|-----------------------------|------|------------|------------------------|--------|-----------------------|--------------|------------------------------------|------------------|----------------------------------|
|                             |      | LEGAL      | PERSONALES             | U.E.C. | ENF. CRÓNICA          | INCOMPATIBLE |                                    |                  |                                  |
|                             |      |            |                        |        |                       |              |                                    |                  |                                  |
| ANDALUCÍA                   | 119  | 218        | 205                    | 598    | 885                   | 66           | 14                                 | 0                | 2.105                            |
| ALMERÍA                     | 22   | 32         | 26                     | 69     | 18                    | 6            | 0                                  | 0                | 173                              |
| CÁDIZ                       | 20   | 16         | 24                     | 59     | 97                    | 10           | 1                                  | 0                | 227                              |
| CÓRDOBA                     | 7    | 5          | 15                     | 37     | 49                    | 4            | 0                                  | 0                | 117                              |
| GRANADA                     | 13   | 32         | 14                     | 42     | 57                    | 10           | 1                                  | 0                | 169                              |
| HUELVA                      | 4    | 11         | 20                     | 36     | 80                    | 4            | 2                                  | 0                | 157                              |
| JAÉN                        | 1    | 5          | 13                     | 32     | 29                    | 2            | 2                                  | 0                | 84                               |
| MÁLAGA                      | 26   | 87         | 43                     | 167    | 210                   | 13           | 1                                  | 0                | 547                              |
| SEVILLA                     | 26   | 30         | 50                     | 156    | 345                   | 17           | 7                                  | 0                | 631                              |
| ARAGÓN                      | 10   | 27         | 45                     | 54     | 19                    | 3            | 0                                  | 0                | 158                              |
| HUESCA                      | 5    | 0          | 5                      | 9      | 3                     | 0            | 0                                  | 0                | 22                               |
| TERUEL                      | 2    | 3          | 1                      | 1      | 5                     | 0            | 0                                  | 0                | 12                               |
| ZARAGOZA                    | 3    | 24         | 39                     | 44     | 11                    | 3            | 0                                  | 0                | 124                              |
| ASTURIAS                    | 9    | 23         | 95                     | 83     | 54                    | 8            | 0                                  | 0                | 272                              |
| ILLES BALEARS               | 14   | 29         | 27                     | 60     | 105                   | 10           | 0                                  | 0                | 245                              |
| CANARIAS                    | 50   | 152        | 252                    | 223    | 1.024                 | 35           | 0                                  | 0                | 1.736                            |
| LAS PALMAS                  | 11   | 87         | 115                    | 115    | 517                   | 30           | 0                                  | 0                | 875                              |
| S.C. TENERIFE               | 39   | 65         | 137                    | 108    | 507                   | 5            | 0                                  | 0                | 861                              |
| CANTABRIA                   | 8    | 3          | 23                     | 63     | 21                    | 2            | 0                                  | 0                | 120                              |
| CASTILLA Y LEÓN             | 27   | 70         | 103                    | 169    | 85                    | 31           | 0                                  | 0                | 485                              |
| ÁVILA                       | 2    | 14         | 10                     | 10     | 2                     | 7            | 0                                  | 0                | 45                               |
| BURGOS                      | 1    | 10         | 20                     | 25     | 38                    | 7            | 0                                  | 0                | 101                              |
| LEÓN                        | 0    | 7          | 24                     | 34     | 12                    | 3            | 0                                  | 0                | 80                               |
| PALENCIA                    | 4    | 2          | 4                      | 16     | 5                     | 0            | 0                                  | 0                | 31                               |
| SALAMANCA                   | 9    | 10         | 12                     | 27     | 15                    | 4            | 0                                  | 0                | 77                               |
| SEGOVIA                     | 3    | 9          | 7                      | 16     | 1                     | 4            | 0                                  | 0                | 40                               |
| SORIA                       | 1    | 0          | 2                      | 1      | 1                     | 1            | 0                                  | 0                | 6                                |
| VALLADOLID                  | 6    | 15         | 15                     | 25     | 2                     | 5            | 0                                  | 0                | 68                               |
| ZAMORA                      | 1    | 3          | 9                      | 15     | 9                     | 0            | 0                                  | 0                | 37                               |
| CASTILLA-LA MANCHA          | 29   | 42         | 62                     | 175    | 91                    | 7            | 0                                  | 0                | 406                              |
| ALBACETE                    | 0    | 5          | 23                     | 58     | 31                    | 3            | 0                                  | 0                | 120                              |
| CIUDAD REAL                 | 5    | 4          | 12                     | 27     | 20                    | 3            | 0                                  | 0                | 71                               |
| CUENCA                      | 4    | 4          | 5                      | 17     | 19                    | 0            | 0                                  | 0                | 49                               |
| GUADALAJARA                 | 1    | 13         | 7                      | 22     | 9                     | 0            | 0                                  | 0                | 52                               |
| TOLEDO                      | 19   | 16         | 15                     | 51     | 12                    | 1            | 0                                  | 0                | 114                              |

(Continúa al dorso)

| CC.AA.<br>Y/O<br>PROVINCIAS | EDAD       | RESIDENCIA<br>LEGAL | RECURSOS<br>ECONÓMICOS |              | GRADO<br>DISCAPACIDAD<br>ENF. CRÓNICA | PRESTACIÓN<br>INCOMPATIBLE | SOLICITAR<br>SIN PASAR<br>DOS AÑOS | SIN<br>DESGLOSAR | TOTAL<br>CAUSAS DE<br>DENECCIÓN |
|-----------------------------|------------|---------------------|------------------------|--------------|---------------------------------------|----------------------------|------------------------------------|------------------|---------------------------------|
|                             |            |                     | PERSONALES             | U.E.C.       |                                       |                            |                                    |                  |                                 |
| CATALUNYA                   | 42         | 165                 | 381                    | 755          | 487                                   | 374                        | 0                                  | 0                | 2.204                           |
| BARCELONA                   | 25         | 116                 | 279                    | 541          | 442                                   | 258                        | 0                                  | 0                | 1.661                           |
| GIRONA                      | 6          | 14                  | 35                     | 68           | 24                                    | 35                         | 0                                  | 0                | 182                             |
| LLEIDA                      | 6          | 7                   | 24                     | 39           | 6                                     | 10                         | 0                                  | 0                | 92                              |
| TARRAGONA                   | 5          | 28                  | 43                     | 107          | 15                                    | 71                         | 0                                  | 0                | 269                             |
| COMUNIDAD VALENCIANA        | 26         | 116                 | 229                    | 472          | 302                                   | 22                         | 0                                  | 0                | 1.167                           |
| ALICANTE                    | 11         | 42                  | 110                    | 159          | 128                                   | 2                          | 0                                  | 0                | 452                             |
| CASTELLÓN                   | 9          | 8                   | 13                     | 33           | 64                                    | 0                          | 0                                  | 0                | 127                             |
| VALENCIA                    | 6          | 66                  | 106                    | 280          | 110                                   | 20                         | 0                                  | 0                | 588                             |
| EXTREMADURA                 | 14         | 13                  | 34                     | 84           | 57                                    | 4                          | 0                                  | 0                | 206                             |
| BADAJOS                     | 14         | 4                   | 19                     | 56           | 48                                    | 4                          | 0                                  | 0                | 145                             |
| CÁCERES                     | 0          | 9                   | 15                     | 28           | 9                                     | 0                          | 0                                  | 0                | 61                              |
| GALICIA                     | 16         | 67                  | 150                    | 396          | 402                                   | 12                         | 0                                  | 0                | 1.043                           |
| A CORUÑA                    | 8          | 33                  | 48                     | 118          | 122                                   | 8                          | 0                                  | 0                | 337                             |
| LUGO                        | 3          | 2                   | 11                     | 22           | 19                                    | 2                          | 0                                  | 0                | 59                              |
| OURENSE                     | 1          | 26                  | 20                     | 35           | 127                                   | 1                          | 0                                  | 0                | 210                             |
| PONTEVEDRA                  | 4          | 6                   | 71                     | 221          | 134                                   | 1                          | 0                                  | 0                | 437                             |
| MADRID                      | 50         | 231                 | 303                    | 424          | 65                                    | 0                          | 0                                  | 0                | 1.073                           |
| MURCIA                      | 10         | 92                  | 82                     | 94           | 493                                   | 16                         | 0                                  | 0                | 787                             |
| NAVARRA                     | 1          | 31                  | 16                     | 29           | 1                                     | 2                          | 0                                  | 0                | 80                              |
| PAÍS VASCO                  | 6          | 26                  | 45                     | 113          | 42                                    | 12                         | 9                                  | 0                | 253                             |
| ARABA/ÁLAVA                 | 1          | 1                   | 0                      | 6            | 0                                     | 0                          | 0                                  | 0                | 8                               |
| GIPUZKOA                    | 0          | 10                  | 10                     | 31           | 0                                     | 7                          | 9                                  | 0                | 67                              |
| BIZKAIA                     | 5          | 15                  | 35                     | 76           | 42                                    | 5                          | 0                                  | 0                | 178                             |
| LA RIOJA                    | 1          | 15                  | 11                     | 8            | 3                                     | 0                          | 0                                  | 0                | 38                              |
| CEUTA                       | 5          | 18                  | 8                      | 17           | 46                                    | 1                          | 0                                  | 0                | 95                              |
| MELILLA                     | 1          | 26                  | 11                     | 9            | 80                                    | 4                          | 0                                  | 0                | 131                             |
| <b>TOTAL ESTADO</b>         | <b>438</b> | <b>1.364</b>        | <b>2.082</b>           | <b>3.826</b> | <b>4.262</b>                          | <b>609</b>                 | <b>23</b>                          | <b>0</b>         | <b>12.604</b>                   |

**1e Pnc de Jubilación e Invalidez: Coeficientes de la gestión mensual**

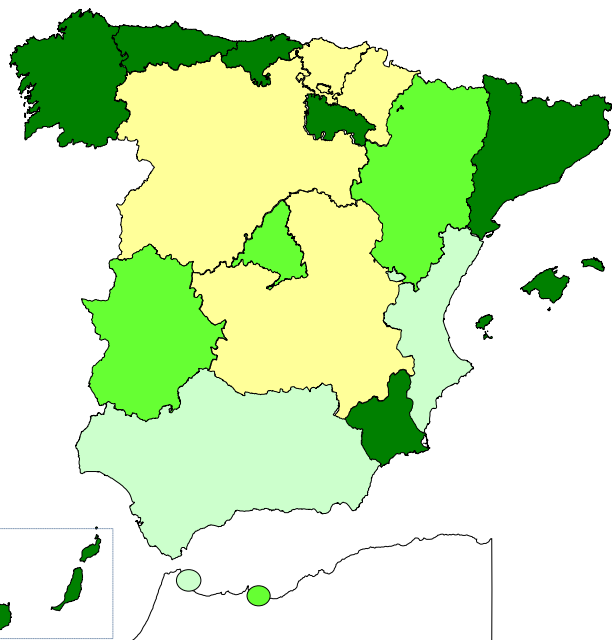
# PENSIONES NO CONTRIBUTIVAS DE LA SEGURIDAD SOCIAL DE JUBILACIÓN E INVALIDEZ

DISTRIBUCIÓN TERRITORIAL DEL COEFICIENTE DE COBERTURA. SITUACIÓN EN OCTUBRE DE 2015

## PNC DE JUBILACIÓN

## ÁMBITO GEOGRÁFICO

## PNC DE INVALIDEZ



< 80% De 80 a 100% De 101 a 120% > 120%

99,05%  
109,80%  
165,12%  
121,15%  
147,59%  
146,15%  
78,99%  
54,72%  
168,52%  
98,50%  
114,55%  
139,70%  
108,38%  
137,68%  
46,15%  
76,19%  
237,50%

ANDALUCÍA  
ARAGÓN  
ASTURIAS  
ILLES BALEARS  
CANARIAS  
CANTABRIA  
CASTILLA Y LEÓN  
CASTILLA-LA MANCHA  
CATALUNYA  
C. VALENCIANA  
EXTREMADURA  
GALICIA  
MADRID  
MURCIA  
NAVARRA  
PAÍS VASCO  
LA RIOJA

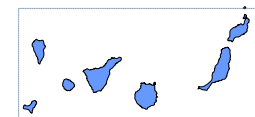
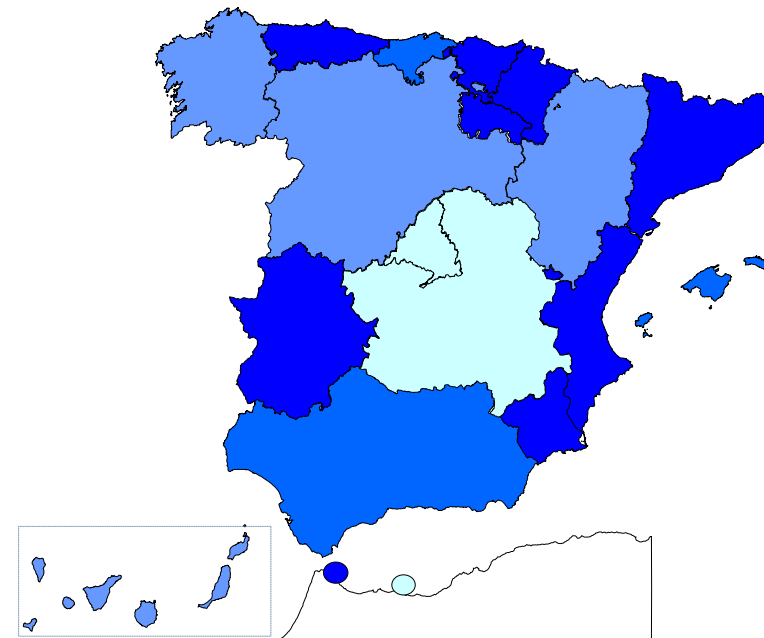
83,33%  
116,67%

CEUTA  
MELILLA

**115,77%**

**TOTAL ESTADO**

113,25%  
96,97%  
145,24%  
117,14%  
93,47%  
119,44%  
86,49%  
61,29%  
177,78%  
131,50%  
173,17%  
80,11%  
78,63%  
149,51%  
128,57%  
148,44%  
157,14%



< 80% De 80 a 100% De 101 a 120% > 120%

122,22%  
52,38%

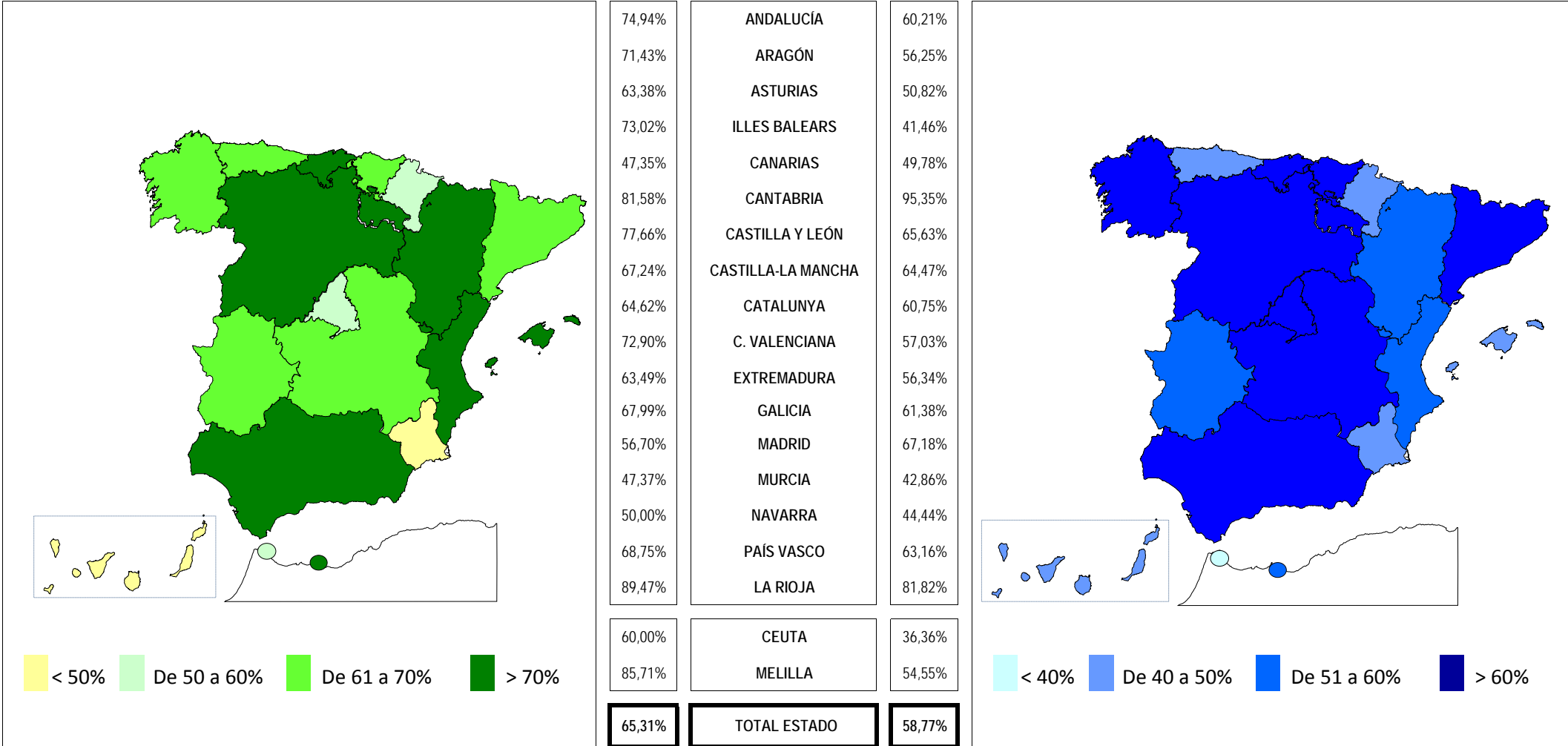
**112,39%**

Coeficiente de cobertura: Determina la relación existente entre el volumen de expedientes resueltos e iniciados durante el mes.

# PENSIONES NO CONTRIBUTIVAS DE LA SEGURIDAD SOCIAL DE JUBILACIÓN E INVALIDEZ

## DISTRIBUCIÓN TERRITORIAL DEL COEFICIENTE DE RECONOCIMIENTO. SITUACIÓN EN OCTUBRE DE 2015

|                   |                   |                  |
|-------------------|-------------------|------------------|
| PNC DE JUBILACIÓN | ÁMBITO GEOGRÁFICO | PNC DE INVALIDEZ |
|-------------------|-------------------|------------------|



Coeficiente de reconocimiento del derecho a PNC: Establecido a partir del cociente entre los expedientes aprobados y los resueltos en el mes.

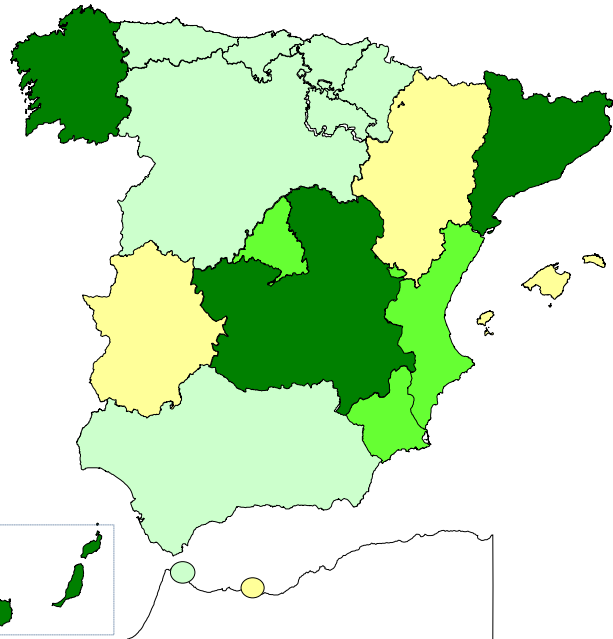
# PENSIONES NO CONTRIBUTIVAS DE LA SEGURIDAD SOCIAL DE JUBILACIÓN E INVALIDEZ

DISTRIBUCIÓN TERRITORIAL DEL COEFICIENTE DE GESTIÓN EN DÍAS. SITUACIÓN EN OCTUBRE DE 2015

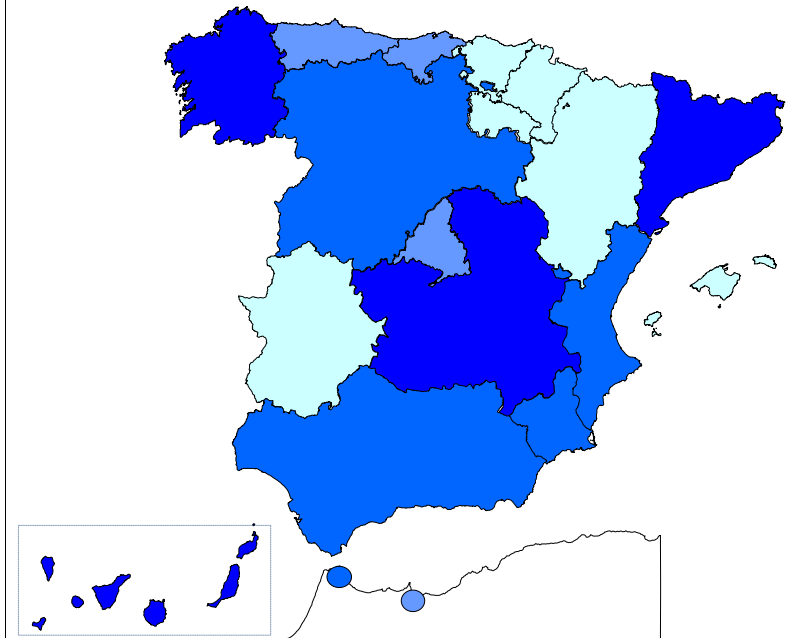
PNC DE JUBILACIÓN

ÁMBITO  
GEOGRÁFICO

PNC DE INVALIDEZ



|     |                    |     |
|-----|--------------------|-----|
| 53  | ANDALUCÍA          | 119 |
| 25  | ARAGÓN             | 39  |
| 37  | ASTURIAS           | 85  |
| 27  | ILLES BALEARS      | 26  |
| 199 | CANARIAS           | 332 |
| 35  | CANTABRIA          | 61  |
| 56  | CASTILLA Y LEÓN    | 102 |
| 156 | CASTILLA-LA MANCHA | 174 |
| 175 | CATALUNYA          | 201 |
| 68  | C. VALENCIANA      | 111 |
| 24  | EXTREMADURA        | 56  |
| 111 | GALICIA            | 196 |
| 81  | MADRID             | 81  |
| 89  | MURCIA             | 112 |
| 51  | NAVARRA            | 26  |
| 34  | PAÍS VASCO         | 36  |
| 37  | LA RIOJA           | 49  |



|    |         |    |
|----|---------|----|
| 58 | CEUTA   | 98 |
| 24 | MELILLA | 79 |

|    |                     |     |
|----|---------------------|-----|
| 92 | <b>TOTAL ESTADO</b> | 150 |
|----|---------------------|-----|

< 30 De 30 a 60 De 61 a 90 > 90

< 60 De 60 a 90 De 91 a 120 > 120

**Coefficiente de gestión:** Coeficiente expresado en días; su valor indica a cuántos días de entrada media de expedientes equivale el número de los que se encuentran en gestión al finalizar el mes.

1f Reclamaciones previas: datos de la gestión mensual y anual

**PENSIONES NO CONTRIBUTIVAS DE LA SEGURIDAD SOCIAL : JUBILACIÓN E INVALIDEZ**  
**RECLAMACIÓN PREVIA A LA VÍA JURISDICCIONAL SOCIAL: DATOS DEL MES DE OCTUBRE DE 2015**

| CC.AA.<br>Y/O<br>PROVINCIAS | JUBILACIÓN |         |           |         |       |         | INVALIDEZ |         |           |         |       |         | TOTAL : JUBILACION MAS INVALIDEZ |         |           |         |       |         |
|-----------------------------|------------|---------|-----------|---------|-------|---------|-----------|---------|-----------|---------|-------|---------|----------------------------------|---------|-----------|---------|-------|---------|
|                             | PENDTE.    | RECLAM. | RESUELTAS |         |       | RECLAM. | PENDTE.   | RECLAM. | RESUELTAS |         |       | RECLAM. | PENDTE.                          | RECLAM. | RESUELTAS |         |       | RECLAM. |
|                             | ANT.       | PRSEN.  | ESTIM.    | DESEST. | TOTAL | PENDTE. | ANT.      | PRSEN.  | ESTIM.    | DESEST. | TOTAL | PENDTE. | ANT.                             | PRSEN.  | ESTIM.    | DESEST. | TOTAL | PENDTE. |
| <b>ANDALUCÍA</b>            | 85         | 31      | 2         | 23      | 25    | 91      | 189       | 52      | 17        | 52      | 69    | 172     | 274                              | 83      | 19        | 75      | 94    | 263     |
| ALMERÍA                     | 0          | 5       | 0         | 5       | 5     | 0       | 3         | 0       | 1         | 1       | 2     | 1       | 3                                | 5       | 1         | 6       | 7     | 1       |
| CÁDIZ                       | 4          | 2       | 0         | 3       | 3     | 3       | 28        | 9       | 1         | 2       | 3     | 34      | 32                               | 11      | 1         | 5       | 6     | 37      |
| CÓRDOBA                     | 2          | 3       | 1         | 2       | 3     | 2       | 9         | 4       | 3         | 4       | 7     | 6       | 11                               | 7       | 4         | 6       | 10    | 8       |
| GRANADA                     | 3          | 0       | 1         | 1       | 2     | 1       | 10        | 3       | 0         | 5       | 5     | 8       | 13                               | 3       | 1         | 6       | 7     | 9       |
| HUELVA                      | 1          | 0       | 0         | 0       | 0     | 1       | 6         | 1       | 2         | 3       | 5     | 2       | 7                                | 1       | 2         | 3       | 5     | 3       |
| JAÉN                        | 0          | 0       | 0         | 0       | 0     | 0       | 4         | 0       | 2         | 1       | 3     | 1       | 4                                | 0       | 2         | 1       | 3     | 1       |
| MÁLAGA                      | 45         | 11      | 0         | 12      | 12    | 44      | 47        | 14      | 3         | 15      | 18    | 43      | 92                               | 25      | 3         | 27      | 30    | 87      |
| SEVILLA                     | 30         | 10      | 0         | 0       | 0     | 40      | 82        | 21      | 5         | 21      | 26    | 77      | 112                              | 31      | 5         | 21      | 26    | 117     |
| <b>ARAGÓN</b>               | 0          | 6       | 0         | 5       | 5     | 1       | 1         | 1       | 0         | 2       | 2     | 0       | 1                                | 7       | 0         | 7       | 7     | 1       |
| HUESCA                      | 0          | 0       | 0         | 0       | 0     | 0       | 1         | 0       | 0         | 1       | 1     | 0       | 1                                | 0       | 0         | 1       | 1     | 0       |
| TERUEL                      | 0          | 0       | 0         | 0       | 0     | 0       | 0         | 0       | 0         | 0       | 0     | 0       | 0                                | 0       | 0         | 0       | 0     | 0       |
| ZARAGOZA                    | 0          | 6       | 0         | 5       | 5     | 1       | 0         | 1       | 0         | 1       | 1     | 0       | 0                                | 7       | 0         | 6       | 6     | 1       |
| <b>ASTURIAS</b>             | 12         | 2       | 0         | 4       | 4     | 10      | 26        | 4       | 1         | 1       | 2     | 28      | 38                               | 6       | 1         | 5       | 6     | 38      |
| <b>ILLES BALEARS</b>        | 5          | 3       | 1         | 2       | 3     | 5       | 13        | 8       | 4         | 2       | 6     | 15      | 18                               | 11      | 5         | 4       | 9     | 20      |
| <b>CANARIAS</b>             | 35         | 17      | 8         | 6       | 14    | 38      | 152       | 25      | 13        | 11      | 24    | 153     | 187                              | 42      | 21        | 17      | 38    | 191     |
| LAS PALMAS                  | 29         | 10      | 2         | 5       | 7     | 32      | 116       | 18      | 10        | 6       | 16    | 118     | 145                              | 28      | 12        | 11      | 23    | 150     |
| S.C. TENERIFE               | 6          | 7       | 6         | 1       | 7     | 6       | 36        | 7       | 3         | 5       | 8     | 35      | 42                               | 14      | 9         | 6       | 15    | 41      |
| <b>CANTABRIA</b>            | 0          | 2       | 0         | 0       | 0     | 2       | 2         | 0       | 0         | 0       | 0     | 2       | 2                                | 2       | 0         | 0       | 0     | 4       |
| <b>CASTILLA Y LEÓN</b>      | 26         | 21      | 5         | 7       | 12    | 35      | 27        | 10      | 9         | 7       | 16    | 21      | 53                               | 31      | 14        | 14      | 28    | 56      |
| ÁVILA                       | 0          | 0       | 0         | 0       | 0     | 0       | 0         | 0       | 0         | 0       | 0     | 0       | 0                                | 0       | 0         | 0       | 0     | 0       |
| BURGOS                      | 2          | 3       | 2         | 0       | 2     | 3       | 4         | 1       | 0         | 0       | 0     | 5       | 6                                | 4       | 2         | 0       | 2     | 8       |
| LEÓN                        | 4          | 4       | 0         | 1       | 1     | 7       | 9         | 1       | 1         | 2       | 3     | 7       | 13                               | 5       | 1         | 3       | 4     | 14      |
| PALENCIA                    | 7          | 3       | 0         | 2       | 2     | 8       | 3         | 3       | 3         | 0       | 3     | 3       | 10                               | 6       | 3         | 2       | 5     | 11      |
| SALAMANCA                   | 0          | 1       | 1         | 0       | 1     | 0       | 0         | 4       | 3         | 1       | 4     | 0       | 0                                | 5       | 4         | 1       | 5     | 0       |
| SEGOVIA                     | 0          | 4       | 1         | 3       | 4     | 0       | 0         | 1       | 0         | 1       | 1     | 0       | 0                                | 5       | 1         | 4       | 5     | 0       |
| SORIA                       | 0          | 0       | 0         | 0       | 0     | 0       | 2         | 0       | 0         | 0       | 0     | 2       | 2                                | 0       | 0         | 0       | 0     | 2       |
| VALLADOLID                  | 11         | 4       | 0         | 0       | 0     | 15      | 6         | 0       | 1         | 2       | 3     | 3       | 17                               | 4       | 1         | 2       | 3     | 18      |
| ZAMORA                      | 2          | 2       | 1         | 1       | 2     | 2       | 3         | 0       | 1         | 1       | 2     | 1       | 5                                | 2       | 2         | 2       | 4     | 3       |
| <b>CASTILLA-LA MANCHA</b>   | 12         | 11      | 5         | 7       | 12    | 11      | 16        | 21      | 9         | 12      | 21    | 16      | 28                               | 32      | 14        | 19      | 33    | 27      |
| ALBACETE                    | 0          | 5       | 3         | 0       | 3     | 2       | 5         | 6       | 3         | 3       | 6     | 5       | 5                                | 11      | 6         | 3       | 9     | 7       |
| CIUDAD REAL                 | 6          | 3       | 0         | 2       | 2     | 7       | 6         | 7       | 3         | 5       | 8     | 5       | 12                               | 10      | 3         | 7       | 10    | 12      |
| CUENCA                      | 1          | 1       | 1         | 0       | 1     | 1       | 1         | 3       | 1         | 2       | 3     | 1       | 2                                | 4       | 2         | 2       | 4     | 2       |
| GUADALAJARA                 | 5          | 1       | 1         | 4       | 5     | 1       | 4         | 4       | 1         | 2       | 3     | 5       | 9                                | 5       | 2         | 6       | 8     | 6       |
| TOLEDO                      | 0          | 1       | 0         | 1       | 1     | 0       | 0         | 1       | 1         | 0       | 1     | 0       | 0                                | 2       | 1         | 1       | 2     | 0       |

(Continúa al dorso)

| CC.AA.<br>Y/O<br>PROVINCIAS | JUBILACIÓN |         |           |         |       |         | INVALIDEZ |         |           |         |       |         | TOTAL: JUBILACIÓN MAS INVALIDEZ |         |           |         |       |         |
|-----------------------------|------------|---------|-----------|---------|-------|---------|-----------|---------|-----------|---------|-------|---------|---------------------------------|---------|-----------|---------|-------|---------|
|                             | PENDTE.    | RECLAM. | RESUELTAS |         |       | RECLAM. | PENDTE.   | RECLAM. | RESUELTAS |         |       | RECLAM. | PENDTE.                         | RECLAM. | RESUELTAS |         |       | RECLAM. |
|                             | ANT.       | PRSEN.  | ESTIM.    | DESEST. | TOTAL | PENDTE. | ANT.      | PRSEN.  | ESTIM.    | DESEST. | TOTAL | PENDTE. | ANT.                            | PRSEN.  | ESTIM.    | DESEST. | TOTAL | PENDTE. |
| CATALUNYA                   | 74         | 39      | 24        | 21      | 45    | 68      | 123       | 41      | 20        | 21      | 41    | 123     | 197                             | 80      | 44        | 42      | 86    | 191     |
| BARCELONA                   | 51         | 27      | 16        | 16      | 32    | 46      | 85        | 32      | 17        | 15      | 32    | 85      | 136                             | 59      | 33        | 31      | 64    | 131     |
| GIRONA                      | 6          | 5       | 4         | 2       | 6     | 5       | 11        | 2       | 0         | 1       | 1     | 12      | 17                              | 7       | 4         | 3       | 7     | 17      |
| LLEIDA                      | 8          | 4       | 1         | 0       | 1     | 11      | 4         | 2       | 0         | 1       | 1     | 5       | 12                              | 6       | 1         | 1       | 2     | 16      |
| TARRAGONA                   | 9          | 3       | 3         | 3       | 6     | 6       | 23        | 5       | 3         | 4       | 7     | 21      | 32                              | 8       | 6         | 7       | 13    | 27      |
| COMUNIDAD VALENCIANA        | 52         | 17      | 10        | 16      | 26    | 43      | 62        | 20      | 7         | 13      | 20    | 62      | 114                             | 37      | 17        | 29      | 46    | 105     |
| ALICANTE                    | 47         | 10      | 8         | 10      | 18    | 39      | 45        | 8       | 4         | 5       | 9     | 44      | 92                              | 18      | 12        | 15      | 27    | 83      |
| CASTELLÓN                   | 0          | 1       | 0         | 1       | 1     | 0       | 1         | 1       | 0         | 1       | 1     | 1       | 1                               | 2       | 0         | 2       | 2     | 1       |
| VALENCIA                    | 5          | 6       | 2         | 5       | 7     | 4       | 16        | 11      | 3         | 7       | 10    | 17      | 21                              | 17      | 5         | 12      | 17    | 21      |
| EXTREMADURA                 | 36         | 4       | 0         | 7       | 7     | 33      | 21        | 7       | 0         | 7       | 7     | 21      | 57                              | 11      | 0         | 14      | 14    | 54      |
| BADAJOS                     | 29         | 4       | 0         | 5       | 5     | 28      | 16        | 5       | 0         | 6       | 6     | 15      | 45                              | 9       | 0         | 11      | 11    | 43      |
| CÁCERES                     | 7          | 0       | 0         | 2       | 2     | 5       | 5         | 2       | 0         | 1       | 1     | 6       | 12                              | 2       | 0         | 3       | 3     | 11      |
| GALICIA                     | 93         | 23      | 9         | 20      | 29    | 87      | 324       | 20      | 1         | 23      | 24    | 320     | 417                             | 43      | 10        | 43      | 53    | 407     |
| A CORUÑA                    | 65         | 13      | 7         | 13      | 20    | 58      | 301       | 9       | 0         | 13      | 13    | 297     | 366                             | 22      | 7         | 26      | 33    | 355     |
| LUGO                        | 2          | 3       | 1         | 3       | 4     | 1       | 0         | 3       | 0         | 2       | 2     | 1       | 2                               | 6       | 1         | 5       | 6     | 2       |
| OURENSE                     | 0          | 1       | 0         | 1       | 1     | 0       | 0         | 5       | 1         | 4       | 5     | 0       | 0                               | 6       | 1         | 5       | 6     | 0       |
| PONTEVEDRA                  | 26         | 6       | 1         | 3       | 4     | 28      | 23        | 3       | 0         | 4       | 4     | 22      | 49                              | 9       | 1         | 7       | 8     | 50      |
| MADRID                      | 20         | 27      | 11        | 13      | 24    | 23      | 24        | 6       | 11        | 7       | 18    | 12      | 44                              | 33      | 22        | 20      | 42    | 35      |
| MURCIA                      | 5          | 2       | 0         | 2       | 2     | 5       | 86        | 19      | 6         | 12      | 18    | 87      | 91                              | 21      | 6         | 14      | 20    | 92      |
| NAVARRA                     | 5          | 1       | 0         | 1       | 1     | 5       | 3         | 0       | 0         | 1       | 1     | 2       | 8                               | 1       | 0         | 2       | 2     | 7       |
| PAÍS VASCO                  | 1          | 2       | 0         | 0       | 0     | 3       | 4         | 1       | 0         | 0       | 0     | 5       | 5                               | 3       | 0         | 0       | 0     | 8       |
| ARABA/ÁLAVA                 | 0          | 0       | 0         | 0       | 0     | 0       | 0         | 0       | 0         | 0       | 0     | 0       | 0                               | 0       | 0         | 0       | 0     | 0       |
| GIPUZKOA                    | 0          | 0       | 0         | 0       | 0     | 0       | 0         | 0       | 0         | 0       | 0     | 0       | 0                               | 0       | 0         | 0       | 0     | 0       |
| BIZKAIA                     | 1          | 2       | 0         | 0       | 0     | 3       | 4         | 1       | 0         | 0       | 0     | 5       | 5                               | 3       | 0         | 0       | 0     | 8       |
| LA RIOJA                    | 2          | 1       | 3         | 0       | 3     | 0       | 3         | 0       | 0         | 0       | 0     | 3       | 5                               | 1       | 3         | 0       | 3     | 3       |
| CEUTA                       | 1          | 1       | 0         | 2       | 2     | 0       | 3         | 1       | 0         | 0       | 0     | 4       | 4                               | 2       | 0         | 2       | 2     | 4       |
| MELILLA                     | 0          | 0       | 0         | 0       | 0     | 0       | 1         | 2       | 0         | 2       | 2     | 1       | 1                               | 2       | 0         | 2       | 2     | 1       |

|              |     |     |    |     |     |     |       |     |    |     |     |       |       |     |     |     |     |       |
|--------------|-----|-----|----|-----|-----|-----|-------|-----|----|-----|-----|-------|-------|-----|-----|-----|-----|-------|
| TOTAL ESTADO | 464 | 210 | 78 | 136 | 214 | 460 | 1.080 | 238 | 98 | 173 | 271 | 1.047 | 1.544 | 448 | 176 | 309 | 485 | 1.507 |
|--------------|-----|-----|----|-----|-----|-----|-------|-----|----|-----|-----|-------|-------|-----|-----|-----|-----|-------|

## PENSIONES NO CONTRIBUTIVAS DE LA SEGURIDAD SOCIAL : JUBILACIÓN E INVALIDEZ

### RECLAMACIÓN PREVIA A LA VÍA JURISDICCIONAL SOCIAL: DATOS ACUMULADOS DEL AÑO 2015 HASTA OCTUBRE

| CC.AA.<br>Y/O<br>PROVINCIAS | JUBILACIÓN      |                   |           |         |       |                    | INVALIDEZ       |                   |           |         |       |                    | TOTAL: JUBILACIÓN MAS INVALIDEZ |                   |           |         |       |                    |
|-----------------------------|-----------------|-------------------|-----------|---------|-------|--------------------|-----------------|-------------------|-----------|---------|-------|--------------------|---------------------------------|-------------------|-----------|---------|-------|--------------------|
|                             | PENDTE.<br>ANT. | RECLAM.<br>PRSEN. | RESUELTAS |         |       | RECLAM.<br>PENDTE. | PENDTE.<br>ANT. | RECLAM.<br>PRSEN. | RESUELTAS |         |       | RECLAM.<br>PENDTE. | PENDTE.<br>ANT.                 | RECLAM.<br>PRSEN. | RESUELTAS |         |       | RECLAM.<br>PENDTE. |
|                             |                 |                   | ESTIM.    | DESEST. | TOTAL |                    |                 |                   | ESTIM.    | DESEST. | TOTAL |                    |                                 |                   | ESTIM.    | DESEST. | TOTAL |                    |
| ANDALUCÍA                   | 24              | 298               | 75        | 156     | 231   | 91                 | 149             | 497               | 134       | 340     | 474   | 172                | 173                             | 795               | 209       | 496     | 705   | 263                |
| ALMERÍA                     | 0               | 29                | 13        | 16      | 29    | 0                  | 0               | 18                | 6         | 11      | 17    | 1                  | 0                               | 47                | 19        | 27      | 46    | 1                  |
| CÁDIZ                       | 2               | 24                | 4         | 19      | 23    | 3                  | 16              | 69                | 10        | 41      | 51    | 34                 | 18                              | 93                | 14        | 60      | 74    | 37                 |
| CÓRDOBA                     | 2               | 24                | 8         | 16      | 24    | 2                  | 8               | 44                | 16        | 30      | 46    | 6                  | 10                              | 68                | 24        | 46      | 70    | 8                  |
| GRANADA                     | 0               | 10                | 2         | 7       | 9     | 1                  | 9               | 58                | 17        | 42      | 59    | 8                  | 9                               | 68                | 19        | 49      | 68    | 9                  |
| HUELVA                      | 1               | 8                 | 3         | 5       | 8     | 1                  | 1               | 26                | 10        | 15      | 25    | 2                  | 2                               | 34                | 13        | 20      | 33    | 3                  |
| JAÉN                        | 2               | 11                | 8         | 5       | 13    | 0                  | 3               | 17                | 8         | 11      | 19    | 1                  | 5                               | 28                | 16        | 16      | 32    | 1                  |
| MÁLAGA                      | 6               | 115               | 23        | 54      | 77    | 44                 | 19              | 127               | 35        | 68      | 103   | 43                 | 25                              | 242               | 58        | 122     | 180   | 87                 |
| SEVILLA                     | 11              | 77                | 14        | 34      | 48    | 40                 | 93              | 138               | 32        | 122     | 154   | 77                 | 104                             | 215               | 46        | 156     | 202   | 117                |
| ARAGÓN                      | 1               | 29                | 10        | 19      | 29    | 1                  | 2               | 24                | 13        | 13      | 26    | 0                  | 3                               | 53                | 23        | 32      | 55    | 1                  |
| HUESCA                      | 0               | 2                 | 2         | 0       | 2     | 0                  | 0               | 6                 | 3         | 3       | 6     | 0                  | 0                               | 8                 | 5         | 3       | 8     | 0                  |
| TERUEL                      | 0               | 0                 | 0         | 0       | 0     | 0                  | 0               | 2                 | 2         | 0       | 2     | 0                  | 0                               | 2                 | 2         | 0       | 2     | 0                  |
| ZARAGOZA                    | 1               | 27                | 8         | 19      | 27    | 1                  | 2               | 16                | 8         | 10      | 18    | 0                  | 3                               | 43                | 16        | 29      | 45    | 1                  |
| ASTURIAS                    | 9               | 35                | 4         | 30      | 34    | 10                 | 34              | 49                | 9         | 46      | 55    | 28                 | 43                              | 84                | 13        | 76      | 89    | 38                 |
| ILLES BALEARS               | 5               | 24                | 12        | 12      | 24    | 5                  | 15              | 44                | 19        | 25      | 44    | 15                 | 20                              | 68                | 31        | 37      | 68    | 20                 |
| CANARIAS                    | 41              | 144               | 57        | 90      | 147   | 38                 | 163             | 294               | 92        | 212     | 304   | 153                | 204                             | 438               | 149       | 302     | 451   | 191                |
| LAS PALMAS                  | 32              | 69                | 25        | 44      | 69    | 32                 | 128             | 153               | 49        | 114     | 163   | 118                | 160                             | 222               | 74        | 158     | 232   | 150                |
| S.C. TENERIFE               | 9               | 75                | 32        | 46      | 78    | 6                  | 35              | 141               | 43        | 98      | 141   | 35                 | 44                              | 216               | 75        | 144     | 219   | 41                 |
| CANTABRIA                   | 2               | 6                 | 0         | 6       | 6     | 2                  | 3               | 10                | 1         | 10      | 11    | 2                  | 5                               | 16                | 1         | 16      | 17    | 4                  |
| CASTILLA Y LEÓN             | 9               | 110               | 37        | 47      | 84    | 35                 | 19              | 106               | 49        | 55      | 104   | 21                 | 28                              | 216               | 86        | 102     | 188   | 56                 |
| ÁVILA                       | 3               | 12                | 5         | 10      | 15    | 0                  | 1               | 6                 | 2         | 5       | 7     | 0                  | 4                               | 18                | 7         | 15      | 22    | 0                  |
| BURGOS                      | 2               | 4                 | 2         | 1       | 3     | 3                  | 8               | 1                 | 1         | 3       | 4     | 5                  | 10                              | 5                 | 3         | 4       | 7     | 8                  |
| LEÓN                        | 1               | 19                | 3         | 10      | 13    | 7                  | 4               | 25                | 7         | 15      | 22    | 7                  | 5                               | 44                | 10        | 25      | 35    | 14                 |
| PALENCIA                    | 0               | 14                | 1         | 5       | 6     | 8                  | 2               | 15                | 6         | 8       | 14    | 3                  | 2                               | 29                | 7         | 13      | 20    | 11                 |
| SALAMANCA                   | 0               | 12                | 8         | 4       | 12    | 0                  | 0               | 17                | 13        | 4       | 17    | 0                  | 0                               | 29                | 21        | 8       | 29    | 0                  |
| SEGOVIA                     | 0               | 8                 | 2         | 6       | 8     | 0                  | 0               | 11                | 4         | 7       | 11    | 0                  | 0                               | 19                | 6         | 13      | 19    | 0                  |
| SORIA                       | 0               | 0                 | 0         | 0       | 0     | 0                  | 0               | 2                 | 0         | 0       | 0     | 2                  | 0                               | 2                 | 0         | 0       | 0     | 2                  |
| VALLADOLID                  | 2               | 26                | 9         | 4       | 13    | 15                 | 2               | 17                | 11        | 5       | 16    | 3                  | 4                               | 43                | 20        | 9       | 29    | 18                 |
| ZAMORA                      | 1               | 15                | 7         | 7       | 14    | 2                  | 2               | 12                | 5         | 8       | 13    | 1                  | 3                               | 27                | 12        | 15      | 27    | 3                  |
| CASTILLA-LA MANCHA          | 14              | 88                | 45        | 46      | 91    | 11                 | 10              | 137               | 58        | 73      | 131   | 16                 | 24                              | 225               | 103       | 119     | 222   | 27                 |
| ALBACETE                    | 1               | 41                | 25        | 15      | 40    | 2                  | 1               | 55                | 30        | 21      | 51    | 5                  | 2                               | 96                | 55        | 36      | 91    | 7                  |
| CIUDAD REAL                 | 8               | 22                | 13        | 10      | 23    | 7                  | 4               | 39                | 13        | 25      | 38    | 5                  | 12                              | 61                | 26        | 35      | 61    | 12                 |
| CUENCA                      | 1               | 4                 | 1         | 3       | 4     | 1                  | 1               | 14                | 2         | 12      | 14    | 1                  | 2                               | 18                | 3         | 15      | 18    | 2                  |
| GUADALAJARA                 | 4               | 10                | 4         | 9       | 13    | 1                  | 4               | 16                | 8         | 7       | 15    | 5                  | 8                               | 26                | 12        | 16      | 28    | 6                  |
| TOLEDO                      | 0               | 11                | 2         | 9       | 11    | 0                  | 0               | 13                | 5         | 8       | 13    | 0                  | 0                               | 24                | 7         | 17      | 24    | 0                  |

(Continúa al dorso)

| CC.AA.<br>Y/O<br>PROVINCIAS | JUBILACIÓN      |                   |           |         |       |                    | INVALIDEZ       |                   |           |         |       |                    | TOTAL: JUBILACIÓN MAS INVALIDEZ |                   |           |         |       |                    |
|-----------------------------|-----------------|-------------------|-----------|---------|-------|--------------------|-----------------|-------------------|-----------|---------|-------|--------------------|---------------------------------|-------------------|-----------|---------|-------|--------------------|
|                             | PENDTE.<br>ANT. | RECLAM.<br>PRSEN. | RESUELTAS |         |       | RECLAM.<br>PENDTE. | PENDTE.<br>ANT. | RECLAM.<br>PRSEN. | RESUELTAS |         |       | RECLAM.<br>PENDTE. | PENDTE.<br>ANT.                 | RECLAM.<br>PRSEN. | RESUELTAS |         |       | RECLAM.<br>PENDTE. |
|                             |                 |                   | ESTIM.    | DESEST. | TOTAL |                    |                 |                   | ESTIM.    | DESEST. | TOTAL |                    |                                 |                   | ESTIM.    | DESEST. | TOTAL |                    |
| CATALUNYA                   | 62              | 294               | 159       | 129     | 288   | 68                 | 177             | 880               | 232       | 702     | 934   | 123                | 239                             | 1.174             | 391       | 831     | 1.222 | 191                |
| BARCELONA                   | 48              | 218               | 123       | 97      | 220   | 46                 | 114             | 329               | 180       | 178     | 358   | 85                 | 162                             | 547               | 303       | 275     | 578   | 131                |
| GIRONA                      | 3               | 27                | 16        | 9       | 25    | 5                  | 47              | 464               | 12        | 487     | 499   | 12                 | 50                              | 491               | 28        | 496     | 524   | 17                 |
| LLEIDA                      | 4               | 21                | 7         | 7       | 14    | 11                 | 3               | 16                | 8         | 6       | 14    | 5                  | 7                               | 37                | 15        | 13      | 28    | 16                 |
| TARRAGONA                   | 7               | 28                | 13        | 16      | 29    | 6                  | 13              | 71                | 32        | 31      | 63    | 21                 | 20                              | 99                | 45        | 47      | 92    | 27                 |
| COMUNIDAD VALENCIANA        | 14              | 161               | 48        | 84      | 132   | 43                 | 25              | 163               | 45        | 81      | 126   | 62                 | 39                              | 324               | 93        | 165     | 258   | 105                |
| ALICANTE                    | 11              | 93                | 34        | 31      | 65    | 39                 | 18              | 65                | 15        | 24      | 39    | 44                 | 29                              | 158               | 49        | 55      | 104   | 83                 |
| CASTELLÓN                   | 0               | 4                 | 0         | 4       | 4     | 0                  | 0               | 9                 | 3         | 5       | 8     | 1                  | 0                               | 13                | 3         | 9       | 12    | 1                  |
| VALENCIA                    | 3               | 64                | 14        | 49      | 63    | 4                  | 7               | 89                | 27        | 52      | 79    | 17                 | 10                              | 153               | 41        | 101     | 142   | 21                 |
| EXTREMADURA                 | 74              | 80                | 2         | 119     | 121   | 33                 | 30              | 82                | 1         | 90      | 91    | 21                 | 104                             | 162               | 3         | 209     | 212   | 54                 |
| BADAJOS                     | 68              | 70                | 2         | 108     | 110   | 28                 | 27              | 63                | 1         | 74      | 75    | 15                 | 95                              | 133               | 3         | 182     | 185   | 43                 |
| CÁCERES                     | 6               | 10                | 0         | 11      | 11    | 5                  | 3               | 19                | 0         | 16      | 16    | 6                  | 9                               | 29                | 0         | 27      | 27    | 11                 |
| GALICIA                     | 65              | 178               | 54        | 102     | 156   | 87                 | 327             | 133               | 34        | 106     | 140   | 320                | 392                             | 311               | 88        | 208     | 296   | 407                |
| A CORUÑA                    | 60              | 86                | 31        | 57      | 88    | 58                 | 296             | 52                | 13        | 38      | 51    | 297                | 356                             | 138               | 44        | 95      | 139   | 355                |
| LUGO                        | 0               | 12                | 4         | 7       | 11    | 1                  | 0               | 3                 | 0         | 2       | 2     | 1                  | 0                               | 15                | 4         | 9       | 13    | 2                  |
| OURENSE                     | 0               | 14                | 3         | 11      | 14    | 0                  | 0               | 26                | 2         | 24      | 26    | 0                  | 0                               | 40                | 5         | 35      | 40    | 0                  |
| PONTEVEDRA                  | 5               | 66                | 16        | 27      | 43    | 28                 | 31              | 52                | 19        | 42      | 61    | 22                 | 36                              | 118               | 35        | 69      | 104   | 50                 |
| MADRID                      | 55              | 255               | 137       | 150     | 287   | 23                 | 16              | 191               | 100       | 95      | 195   | 12                 | 71                              | 446               | 237       | 245     | 482   | 35                 |
| MURCIA                      | 4               | 54                | 28        | 25      | 53    | 5                  | 61              | 245               | 79        | 140     | 219   | 87                 | 65                              | 299               | 107       | 165     | 272   | 92                 |
| NAVARRA                     | 3               | 11                | 3         | 6       | 9     | 5                  | 1               | 5                 | 0         | 4       | 4     | 2                  | 4                               | 16                | 3         | 10      | 13    | 7                  |
| PAÍS VASCO                  | 7               | 12                | 0         | 16      | 16    | 3                  | 12              | 26                | 7         | 26      | 33    | 5                  | 19                              | 38                | 7         | 42      | 49    | 8                  |
| ARABA/ÁLAVA                 | 0               | 1                 | 0         | 1       | 1     | 0                  | 0               | 3                 | 2         | 1       | 3     | 0                  | 0                               | 4                 | 2         | 2       | 4     | 0                  |
| GIPUZKOA(1)                 | 0               | 0                 | 0         | 0       | 0     | 0                  | 0               | 0                 | 0         | 0       | 0     | 0                  | 0                               | 0                 | 0         | 0       | 0     | 0                  |
| BIZKAIA                     | 7               | 11                | 0         | 15      | 15    | 3                  | 12              | 23                | 5         | 25      | 30    | 5                  | 19                              | 34                | 5         | 40      | 45    | 8                  |
| LA RIOJA                    | 0               | 3                 | 3         | 0       | 3     | 0                  | 1               | 4                 | 0         | 2       | 2     | 3                  | 1                               | 7                 | 3         | 2       | 5     | 3                  |
| CEUTA                       | 0               | 14                | 7         | 7       | 14    | 0                  | 5               | 19                | 8         | 12      | 20    | 4                  | 5                               | 33                | 15        | 19      | 34    | 4                  |
| MELILLA                     | 0               | 11                | 4         | 7       | 11    | 0                  | 7               | 37                | 8         | 35      | 43    | 1                  | 7                               | 48                | 12        | 42      | 54    | 1                  |

|              |     |       |     |       |       |     |       |       |     |       |       |       |       |       |       |       |       |       |
|--------------|-----|-------|-----|-------|-------|-----|-------|-------|-----|-------|-------|-------|-------|-------|-------|-------|-------|-------|
| TOTAL ESTADO | 389 | 1.807 | 685 | 1.051 | 1.736 | 460 | 1.057 | 2.946 | 889 | 2.067 | 2.956 | 1.047 | 1.446 | 4.753 | 1.574 | 3.118 | 4.692 | 1.507 |
|--------------|-----|-------|-----|-------|-------|-----|-------|-------|-----|-------|-------|-------|-------|-------|-------|-------|-------|-------|

(1) Datos no facilitados.

1g Revisiones de oficio e instancia de parte: datos de la gestión mensual y anual

**PENSIÓN NO CONTRIBUTIVA DE JUBILACIÓN**  
**REVISIONES DE OFICIO E INSTANCIA DE PARTE**  
**DATOS DE GESTIÓN CORRESPONDIENTES AL MES DE OCTUBRE DE 2015**

| CC.AA.<br>Y/O<br>PROVINCIAS | ENTRADA<br>REVISIONES | REVISIONES EFECTUADAS |            |            |           |       | CAUSAS DE EXTINCIÓN DEL DERECHO |          |        |               |       |       |
|-----------------------------|-----------------------|-----------------------|------------|------------|-----------|-------|---------------------------------|----------|--------|---------------|-------|-------|
|                             |                       | Sin Modif.            | Con Modif. | Suspensión | Extinción | TOTAL | Residencia                      | Personal | U.E.C. | Fallecimiento | Otras | TOTAL |
|                             |                       | Cuantía               | Cuantía    | Pago       | Derecho   |       |                                 |          |        |               |       |       |
| ANDALUCÍA                   | 491                   | 80                    | 87         | 1          | 313       | 481   | 3                               | 143      | 22     | 119           | 26    | 313   |
| ALMERÍA                     | 71                    | 9                     | 8          | 0          | 23        | 40    | 0                               | 7        | 1      | 12            | 3     | 23    |
| CÁDIZ                       | 54                    | 4                     | 12         | 0          | 35        | 51    | 0                               | 12       | 3      | 15            | 5     | 35    |
| CÓRDOBA                     | 62                    | 16                    | 10         | 0          | 36        | 62    | 0                               | 21       | 4      | 8             | 3     | 36    |
| GRANADA                     | 41                    | 6                     | 4          | 0          | 28        | 38    | 0                               | 11       | 0      | 17            | 0     | 28    |
| HUELVA                      | 27                    | 0                     | 4          | 0          | 24        | 28    | 3                               | 13       | 0      | 7             | 1     | 24    |
| JAÉN                        | 25                    | 2                     | 5          | 0          | 19        | 26    | 0                               | 12       | 1      | 3             | 3     | 19    |
| MÁLAGA                      | 83                    | 33                    | 24         | 1          | 60        | 118   | 0                               | 21       | 6      | 30            | 3     | 60    |
| SEVILLA                     | 128                   | 10                    | 20         | 0          | 88        | 118   | 0                               | 46       | 7      | 27            | 8     | 88    |
| ARAGÓN                      | 68                    | 4                     | 11         | 1          | 53        | 69    | 1                               | 15       | 4      | 22            | 11    | 53    |
| HUESCA                      | 12                    | 1                     | 4          | 0          | 8         | 13    | 0                               | 2        | 0      | 5             | 1     | 8     |
| TERUEL                      | 10                    | 0                     | 3          | 0          | 7         | 10    | 0                               | 3        | 0      | 4             | 0     | 7     |
| ZARAGOZA                    | 46                    | 3                     | 4          | 1          | 38        | 46    | 1                               | 10       | 4      | 13            | 10    | 38    |
| ASTURIAS                    | 41                    | 3                     | 8          | 0          | 28        | 39    | 0                               | 9        | 1      | 14            | 4     | 28    |
| ILLES BALEARS               | 73                    | 25                    | 13         | 5          | 34        | 77    | 0                               | 15       | 4      | 12            | 3     | 34    |
| CANARIAS                    | 180                   | 49                    | 68         | 9          | 96        | 222   | 0                               | 42       | 5      | 35            | 14    | 96    |
| LAS PALMAS                  | 83                    | 38                    | 33         | 9          | 36        | 116   | 0                               | 24       | 4      | 5             | 3     | 36    |
| S.C. TENERIFE               | 97                    | 11                    | 35         | 0          | 60        | 106   | 0                               | 18       | 1      | 30            | 11    | 60    |
| CANTABRIA                   | 22                    | 3                     | 7          | 0          | 12        | 22    | 0                               | 3        | 1      | 8             | 0     | 12    |
| CASTILLA Y LEÓN             | 154                   | 29                    | 40         | 2          | 83        | 154   | 0                               | 20       | 12     | 49            | 2     | 83    |
| ÁVILA                       | 9                     | 3                     | 2          | 0          | 4         | 9     | 0                               | 0        | 1      | 2             | 1     | 4     |
| BURGOS                      | 15                    | 2                     | 3          | 0          | 10        | 15    | 0                               | 0        | 1      | 9             | 0     | 10    |
| LEÓN                        | 14                    | 1                     | 1          | 1          | 11        | 14    | 0                               | 2        | 0      | 8             | 1     | 11    |
| PALENCIA                    | 18                    | 3                     | 5          | 0          | 10        | 18    | 0                               | 2        | 2      | 6             | 0     | 10    |
| SALAMANCA                   | 23                    | 0                     | 3          | 0          | 20        | 23    | 0                               | 5        | 4      | 11            | 0     | 20    |
| SEGOVIA                     | 3                     | 1                     | 2          | 0          | 0         | 3     | 0                               | 0        | 0      | 0             | 0     | 0     |
| SORIA                       | 4                     | 0                     | 0          | 0          | 4         | 4     | 0                               | 1        | 0      | 3             | 0     | 4     |
| VALLADOLID                  | 54                    | 16                    | 24         | 1          | 13        | 54    | 0                               | 7        | 3      | 3             | 0     | 13    |
| ZAMORA                      | 14                    | 3                     | 0          | 0          | 11        | 14    | 0                               | 3        | 1      | 7             | 0     | 11    |
| CASTILLA-LA MANCHA          | 109                   | 21                    | 9          | 1          | 72        | 103   | 0                               | 22       | 9      | 37            | 4     | 72    |
| ALBACETE                    | 32                    | 12                    | 2          | 1          | 13        | 28    | 0                               | 3        | 3      | 6             | 1     | 13    |
| CIUDAD REAL                 | 32                    | 6                     | 3          | 0          | 21        | 30    | 0                               | 7        | 2      | 12            | 0     | 21    |
| CUENCA                      | 12                    | 0                     | 2          | 0          | 11        | 13    | 0                               | 5        | 1      | 4             | 1     | 11    |
| GUADALAJARA                 | 4                     | 2                     | 0          | 0          | 3         | 5     | 0                               | 2        | 0      | 1             | 0     | 3     |
| TOLEDO                      | 29                    | 1                     | 2          | 0          | 24        | 27    | 0                               | 5        | 3      | 14            | 2     | 24    |

(Continúa al dorso)

| CC.AA.<br>Y/O<br>PROVINCIAS | ENTRADA<br>REVISIONES | REVISIONES EFECTUADAS |                       |                    |                      |              | CAUSAS DE EXTINCIÓN DEL DERECHO |            |            |               |            |              |
|-----------------------------|-----------------------|-----------------------|-----------------------|--------------------|----------------------|--------------|---------------------------------|------------|------------|---------------|------------|--------------|
|                             |                       | Sin Modif.<br>Cuantía | Con Modif.<br>Cuantía | Suspensión<br>Pago | Extinción<br>Derecho | TOTAL        | Residencia                      | Personal   | U.E.C.     | Fallecimiento | Otras      | TOTAL        |
| CATALUNYA                   | 461                   | 21                    | 39                    | 7                  | 351                  | 418          | 0                               | 102        | 241        | 0             | 8          | 351          |
| BARCELONA                   | 350                   | 17                    | 31                    | 3                  | 278                  | 329          | 0                               | 79         | 194        | 0             | 5          | 278          |
| GIRONA                      | 40                    | 4                     | 3                     | 2                  | 23                   | 32           | 0                               | 8          | 13         | 0             | 2          | 23           |
| LLEIDA                      | 34                    | 0                     | 1                     | 0                  | 24                   | 25           | 0                               | 7          | 17         | 0             | 0          | 24           |
| TARRAGONA                   | 37                    | 0                     | 4                     | 2                  | 26                   | 32           | 0                               | 8          | 17         | 0             | 1          | 26           |
| COMUNIDAD VALENCIANA        | 240                   | 35                    | 31                    | 6                  | 178                  | 250          | 1                               | 61         | 20         | 95            | 1          | 178          |
| ALICANTE                    | 111                   | 21                    | 10                    | 0                  | 80                   | 111          | 0                               | 32         | 7          | 41            | 0          | 80           |
| CASTELLÓN                   | 16                    | 2                     | 0                     | 1                  | 14                   | 17           | 0                               | 3          | 0          | 10            | 1          | 14           |
| VALENCIA                    | 113                   | 12                    | 21                    | 5                  | 84                   | 122          | 1                               | 26         | 13         | 44            | 0          | 84           |
| EXTREMADURA                 | 89                    | 12                    | 5                     | 1                  | 48                   | 66           | 0                               | 33         | 2          | 12            | 1          | 48           |
| BADAJOS                     | 63                    | 8                     | 3                     | 1                  | 35                   | 47           | 0                               | 25         | 2          | 8             | 0          | 35           |
| CÁCERES                     | 26                    | 4                     | 2                     | 0                  | 13                   | 19           | 0                               | 8          | 0          | 4             | 1          | 13           |
| GALICIA                     | 347                   | 69                    | 78                    | 5                  | 174                  | 326          | 1                               | 46         | 23         | 94            | 10         | 174          |
| A CORUÑA                    | 174                   | 65                    | 34                    | 1                  | 74                   | 174          | 1                               | 39         | 8          | 24            | 2          | 74           |
| LUGO                        | 16                    | 0                     | 3                     | 0                  | 13                   | 16           | 0                               | 1          | 0          | 8             | 4          | 13           |
| OURENSE                     | 30                    | 0                     | 3                     | 0                  | 27                   | 30           | 0                               | 5          | 6          | 13            | 3          | 27           |
| PONTEVEDRA                  | 127                   | 4                     | 38                    | 4                  | 60                   | 106          | 0                               | 1          | 9          | 49            | 1          | 60           |
| MADRID                      | 236                   | 18                    | 101                   | 4                  | 113                  | 236          | 1                               | 49         | 19         | 37            | 7          | 113          |
| MURCIA                      | 114                   | 11                    | 53                    | 2                  | 53                   | 119          | 0                               | 15         | 16         | 21            | 1          | 53           |
| NAVARRA                     | 17                    | 8                     | 2                     | 0                  | 7                    | 17           | 0                               | 1          | 2          | 3             | 1          | 7            |
| PAÍS VASCO                  | 26                    | 0                     | 0                     | 2                  | 24                   | 26           | 1                               | 2          | 3          | 16            | 2          | 24           |
| ARABA/ÁLAVA                 | 8                     | 0                     | 0                     | 0                  | 8                    | 8            | 1                               | 0          | 1          | 6             | 0          | 8            |
| GIPUZKOA                    | 0                     | 0                     | 0                     | 0                  | 0                    | 0            | 0                               | 0          | 0          | 0             | 0          | 0            |
| BIZKAIA                     | 18                    | 0                     | 0                     | 2                  | 16                   | 18           | 0                               | 2          | 2          | 10            | 2          | 16           |
| LA RIOJA                    | 13                    | 1                     | 4                     | 0                  | 8                    | 13           | 0                               | 4          | 1          | 2             | 1          | 8            |
| CEUTA                       | 35                    | 15                    | 4                     | 0                  | 2                    | 21           | 0                               | 0          | 0          | 2             | 0          | 2            |
| MELILLA                     | 21                    | 0                     | 8                     | 0                  | 13                   | 21           | 0                               | 1          | 0          | 8             | 4          | 13           |
| <b>TOTAL ESTADO</b>         | <b>2.737</b>          | <b>404</b>            | <b>568</b>            | <b>46</b>          | <b>1.662</b>         | <b>2.680</b> | <b>8</b>                        | <b>583</b> | <b>385</b> | <b>586</b>    | <b>100</b> | <b>1.662</b> |

## PENSIÓN NO CONTRIBUTIVA DE INVALIDEZ REVISIONES DE OFICIO E INSTANCIA DE PARTE DATOS DE GESTIÓN CORRESPONDIENTES AL MES DE OCTUBRE DE 2015

| CC.AA.<br>Y/O<br>PROVINCIAS | ENTRADA<br>REVISIONES | REVISIONES EFECTUADAS |                       |                |      |                         |                            |                      |       | CAUSAS DE EXTINCIÓN DEL DERECHO |          |        |       |               |       |       |
|-----------------------------|-----------------------|-----------------------|-----------------------|----------------|------|-------------------------|----------------------------|----------------------|-------|---------------------------------|----------|--------|-------|---------------|-------|-------|
|                             |                       | Sin Modif.<br>Cuantía | Con Modif.<br>Cuantía | Suspensión PNC |      | Compat. PNC<br>Art. 147 | Recuperación<br>Art. 144.1 | Extinción<br>Derecho | TOTAL | Residencia                      | Personal | U.E.C. | Grado | Fallecimiento | Otras | TOTAL |
|                             |                       |                       |                       | Art. 144.1     | Pago |                         |                            |                      |       |                                 |          |        |       |               |       |       |
| ANDALUCÍA                   | 811                   | 220                   | 210                   | 39             | 17   | 43                      | 28                         | 250                  | 807   | 0                               | 61       | 14     | 17    | 118           | 40    | 250   |
| ALMERÍA                     | 85                    | 23                    | 14                    | 3              | 0    | 3                       | 3                          | 19                   | 65    | 0                               | 6        | 1      | 1     | 9             | 2     | 19    |
| CÁDIZ                       | 134                   | 19                    | 26                    | 4              | 10   | 4                       | 3                          | 35                   | 101   | 0                               | 8        | 3      | 2     | 18            | 4     | 35    |
| CÓRDOBA                     | 72                    | 41                    | 10                    | 3              | 0    | 4                       | 7                          | 26                   | 91    | 0                               | 4        | 3      | 2     | 13            | 4     | 26    |
| GRANADA                     | 110                   | 39                    | 20                    | 5              | 0    | 6                       | 1                          | 30                   | 101   | 0                               | 5        | 1      | 3     | 19            | 2     | 30    |
| HUELVA                      | 52                    | 11                    | 17                    | 0              | 0    | 6                       | 0                          | 18                   | 52    | 0                               | 8        | 1      | 0     | 8             | 1     | 18    |
| JAÉN                        | 28                    | 1                     | 10                    | 2              | 0    | 3                       | 0                          | 7                    | 23    | 0                               | 0        | 0      | 0     | 5             | 2     | 7     |
| MÁLAGA                      | 160                   | 53                    | 63                    | 11             | 4    | 11                      | 6                          | 64                   | 212   | 0                               | 17       | 4      | 4     | 32            | 7     | 64    |
| SEVILLA                     | 170                   | 33                    | 50                    | 11             | 3    | 6                       | 8                          | 51                   | 162   | 0                               | 13       | 1      | 5     | 14            | 18    | 51    |
| ARAGÓN                      | 66                    | 9                     | 19                    | 2              | 1    | 6                       | 3                          | 25                   | 65    | 0                               | 9        | 0      | 1     | 7             | 8     | 25    |
| HUESCA                      | 12                    | 1                     | 5                     | 0              | 0    | 0                       | 1                          | 4                    | 11    | 0                               | 0        | 0      | 0     | 3             | 1     | 4     |
| TERUEL                      | 5                     | 0                     | 2                     | 1              | 0    | 0                       | 1                          | 1                    | 5     | 0                               | 0        | 0      | 0     | 0             | 1     | 1     |
| ZARAGOZA                    | 49                    | 8                     | 12                    | 1              | 1    | 6                       | 1                          | 20                   | 49    | 0                               | 9        | 0      | 1     | 4             | 6     | 20    |
| ASTURIAS                    | 94                    | 16                    | 34                    | 2              | 0    | 4                       | 2                          | 31                   | 89    | 1                               | 7        | 2      | 0     | 17            | 4     | 31    |
| ILLES BALEARS               | 132                   | 57                    | 30                    | 1              | 16   | 0                       | 0                          | 30                   | 134   | 0                               | 10       | 0      | 6     | 8             | 6     | 30    |
| CANARIAS                    | 380                   | 86                    | 107                   | 0              | 19   | 27                      | 0                          | 129                  | 368   | 0                               | 52       | 5      | 1     | 48            | 23    | 129   |
| LAS PALMAS                  | 118                   | 54                    | 38                    | 0              | 14   | 2                       | 0                          | 42                   | 150   | 0                               | 29       | 3      | 1     | 3             | 6     | 42    |
| S.C. TENERIFE               | 262                   | 32                    | 69                    | 0              | 5    | 25                      | 0                          | 87                   | 218   | 0                               | 23       | 2      | 0     | 45            | 17    | 87    |
| CANTABRIA                   | 90                    | 20                    | 16                    | 0              | 15   | 3                       | 14                         | 22                   | 90    | 1                               | 4        | 3      | 0     | 13            | 1     | 22    |
| CASTILLA Y LEÓN             | 322                   | 88                    | 85                    | 4              | 19   | 37                      | 18                         | 63                   | 314   | 1                               | 11       | 19     | 0     | 16            | 16    | 63    |
| ÁVILA                       | 28                    | 16                    | 1                     | 0              | 1    | 0                       | 0                          | 2                    | 20    | 0                               | 0        | 0      | 0     | 1             | 1     | 2     |
| BURGOS                      | 28                    | 8                     | 7                     | 0              | 5    | 3                       | 0                          | 5                    | 28    | 0                               | 0        | 3      | 0     | 1             | 1     | 5     |
| LEÓN                        | 39                    | 3                     | 2                     | 3              | 3    | 2                       | 8                          | 18                   | 39    | 0                               | 4        | 3      | 0     | 8             | 3     | 18    |
| PALENCIA                    | 22                    | 11                    | 4                     | 0              | 1    | 0                       | 0                          | 6                    | 22    | 0                               | 0        | 5      | 0     | 1             | 0     | 6     |
| SALAMANCA                   | 84                    | 16                    | 29                    | 1              | 2    | 23                      | 6                          | 7                    | 84    | 0                               | 3        | 2      | 0     | 1             | 1     | 7     |
| SEGOVIA                     | 9                     | 1                     | 5                     | 0              | 0    | 1                       | 0                          | 2                    | 9     | 0                               | 0        | 0      | 0     | 0             | 2     | 2     |
| SORIA                       | 12                    | 3                     | 2                     | 0              | 1    | 3                       | 0                          | 3                    | 12    | 0                               | 0        | 0      | 0     | 2             | 1     | 3     |
| VALLADOLID                  | 74                    | 23                    | 26                    | 0              | 5    | 5                       | 4                          | 11                   | 74    | 1                               | 4        | 4      | 0     | 1             | 1     | 11    |
| ZAMORA                      | 26                    | 7                     | 9                     | 0              | 1    | 0                       | 0                          | 9                    | 26    | 0                               | 0        | 2      | 0     | 1             | 6     | 9     |
| CASTILLA-LA MANCHA          | 219                   | 85                    | 38                    | 1              | 10   | 20                      | 0                          | 63                   | 217   | 1                               | 16       | 4      | 0     | 23            | 19    | 63    |
| ALBACETE                    | 75                    | 45                    | 15                    | 0              | 4    | 4                       | 0                          | 13                   | 81    | 1                               | 3        | 2      | 0     | 5             | 2     | 13    |
| CIUDAD REAL                 | 68                    | 25                    | 10                    | 1              | 0    | 9                       | 0                          | 26                   | 71    | 0                               | 7        | 2      | 0     | 8             | 9     | 26    |
| CUENCA                      | 21                    | 2                     | 6                     | 0              | 1    | 3                       | 0                          | 6                    | 18    | 0                               | 2        | 0      | 0     | 2             | 2     | 6     |
| GUADALAJARA                 | 17                    | 8                     | 4                     | 0              | 0    | 4                       | 0                          | 2                    | 18    | 0                               | 1        | 0      | 0     | 0             | 1     | 2     |
| TOLEDO                      | 38                    | 5                     | 3                     | 0              | 5    | 0                       | 0                          | 16                   | 29    | 0                               | 3        | 0      | 0     | 8             | 5     | 16    |

(Continúa al dorso)

| CC.AA.<br>Y/O<br>PROVINCIAS | ENTRADA<br>REVISIONES | REVISIONES EFECTUADAS |                       |                |      |                         |                            |                      |       | CAUSAS DE EXTINCIÓN DEL DERECHO |          |        |       |               |       |       |
|-----------------------------|-----------------------|-----------------------|-----------------------|----------------|------|-------------------------|----------------------------|----------------------|-------|---------------------------------|----------|--------|-------|---------------|-------|-------|
|                             |                       | Sin Modif.<br>Cuantía | Con Modif.<br>Cuantía | Suspensión PNC |      | Compat. PNC<br>Art. 147 | Recuperación<br>Art. 144.1 | Extinción<br>Derecho | TOTAL | Residencia                      | Personal | U.E.C. | Grado | Fallecimiento | Otras | TOTAL |
|                             |                       |                       |                       | Art. 144.1     | Pago |                         |                            |                      |       |                                 |          |        |       |               |       |       |
| CATALUNYA                   | 610                   | 38                    | 129                   | 49             | 0    | 0                       | 0                          | 315                  | 531   | 0                               | 53       | 178    | 12    | 0             | 72    | 315   |
| BARCELONA                   | 451                   | 27                    | 93                    | 24             | 0    | 0                       | 0                          | 243                  | 387   | 0                               | 36       | 148    | 7     | 0             | 52    | 243   |
| GIRONA                      | 30                    | 3                     | 9                     | 4              | 0    | 0                       | 0                          | 18                   | 34    | 0                               | 7        | 6      | 1     | 0             | 4     | 18    |
| LLEIDA                      | 32                    | 1                     | 12                    | 8              | 0    | 0                       | 0                          | 21                   | 42    | 0                               | 4        | 9      | 0     | 0             | 8     | 21    |
| TARRAGONA                   | 97                    | 7                     | 15                    | 13             | 0    | 0                       | 0                          | 33                   | 68    | 0                               | 6        | 15     | 4     | 0             | 8     | 33    |
| COMUNIDAD VALENCIANA        | 255                   | 28                    | 39                    | 3              | 18   | 24                      | 3                          | 130                  | 245   | 0                               | 37       | 4      | 8     | 65            | 16    | 130   |
| ALICANTE                    | 62                    | 14                    | 8                     | 2              | 1    | 8                       | 1                          | 28                   | 62    | 0                               | 10       | 0      | 0     | 18            | 0     | 28    |
| CASTELLÓN                   | 37                    | 2                     | 4                     | 1              | 4    | 2                       | 2                          | 24                   | 39    | 0                               | 8        | 1      | 0     | 9             | 6     | 24    |
| VALENCIA                    | 156                   | 12                    | 27                    | 0              | 13   | 14                      | 0                          | 78                   | 144   | 0                               | 19       | 3      | 8     | 38            | 10    | 78    |
| EXTREMADURA                 | 115                   | 27                    | 14                    | 1              | 1    | 0                       | 0                          | 36                   | 79    | 0                               | 10       | 1      | 0     | 17            | 8     | 36    |
| BADAJOS                     | 83                    | 20                    | 9                     | 0              | 1    | 0                       | 0                          | 27                   | 57    | 0                               | 8        | 1      | 0     | 13            | 5     | 27    |
| CÁCERES                     | 32                    | 7                     | 5                     | 1              | 0    | 0                       | 0                          | 9                    | 22    | 0                               | 2        | 0      | 0     | 4             | 3     | 9     |
| GALICIA                     | 366                   | 83                    | 99                    | 9              | 6    | 18                      | 1                          | 150                  | 366   | 0                               | 25       | 7      | 14    | 82            | 22    | 150   |
| A CORUÑA                    | 156                   | 59                    | 25                    | 3              | 1    | 16                      | 0                          | 52                   | 156   | 0                               | 17       | 3      | 1     | 16            | 15    | 52    |
| LUGO                        | 22                    | 2                     | 5                     | 1              | 1    | 1                       | 1                          | 11                   | 22    | 0                               | 0        | 0      | 0     | 8             | 3     | 11    |
| OURENSE                     | 53                    | 12                    | 24                    | 0              | 2    | 0                       | 0                          | 15                   | 53    | 0                               | 6        | 0      | 1     | 4             | 4     | 15    |
| PONTEVEDRA                  | 135                   | 10                    | 45                    | 5              | 2    | 1                       | 0                          | 72                   | 135   | 0                               | 2        | 4      | 12    | 54            | 0     | 72    |
| MADRID                      | 298                   | 32                    | 142                   | 7              | 15   | 9                       | 1                          | 92                   | 298   | 0                               | 21       | 28     | 5     | 35            | 3     | 92    |
| MURCIA                      | 206                   | 43                    | 91                    | 1              | 7    | 9                       | 2                          | 45                   | 198   | 0                               | 13       | 4      | 0     | 21            | 7     | 45    |
| NAVARRA                     | 17                    | 0                     | 1                     | 0              | 0    | 0                       | 8                          | 8                    | 17    | 0                               | 4        | 0      | 0     | 4             | 0     | 8     |
| PAÍS VASCO                  | 46                    | 0                     | 2                     | 1              | 8    | 0                       | 0                          | 35                   | 46    | 2                               | 9        | 6      | 0     | 13            | 5     | 35    |
| ÁLAVA                       | 3                     | 0                     | 0                     | 0              | 0    | 0                       | 0                          | 3                    | 3     | 2                               | 0        | 1      | 0     | 0             | 0     | 3     |
| GUIPÚZCOA                   | 0                     | 0                     | 0                     | 0              | 0    | 0                       | 0                          | 0                    | 0     | 0                               | 0        | 0      | 0     | 0             | 0     | 0     |
| VIZCAYA                     | 43                    | 0                     | 2                     | 1              | 8    | 0                       | 0                          | 32                   | 43    | 0                               | 9        | 5      | 0     | 13            | 5     | 32    |
| LA RIOJA                    | 19                    | 1                     | 5                     | 0              | 3    | 1                       | 4                          | 4                    | 18    | 0                               | 1        | 0      | 0     | 3             | 0     | 4     |
| CEUTA                       | 31                    | 23                    | 5                     | 0              | 0    | 0                       | 1                          | 2                    | 31    | 0                               | 0        | 0      | 0     | 1             | 1     | 2     |
| MELILLA                     | 80                    | 8                     | 41                    | 8              | 4    | 4                       | 0                          | 15                   | 80    | 0                               | 2        | 0      | 0     | 10            | 3     | 15    |

|              |       |     |       |     |     |     |    |       |       |   |     |     |    |     |     |       |
|--------------|-------|-----|-------|-----|-----|-----|----|-------|-------|---|-----|-----|----|-----|-----|-------|
| TOTAL ESTADO | 4.157 | 864 | 1.107 | 128 | 159 | 205 | 85 | 1.445 | 3.993 | 6 | 345 | 275 | 64 | 501 | 254 | 1.445 |
|--------------|-------|-----|-------|-----|-----|-----|----|-------|-------|---|-----|-----|----|-----|-----|-------|

**TOTAL PENSIONES NO CONTRIBUTIVAS**  
**REVISIONES DE OFICIO E INSTANCIA DE PARTE**  
**DATOS DE GESTIÓN CORRESPONDIENTES AL MES DE OCTUBRE DE 2015**

| CC.AA.<br>Y/O<br>PROVINCIAS | ENTRADA<br>REVISIONES | REVISIONES EFECTUADAS |                       |                |      |             |              |                      | CAUSAS DE EXTINCIÓN DEL DERECHO |            |          |        |       |               |       |       |
|-----------------------------|-----------------------|-----------------------|-----------------------|----------------|------|-------------|--------------|----------------------|---------------------------------|------------|----------|--------|-------|---------------|-------|-------|
|                             |                       | Sin Modif.<br>Cuantía | Con Modif.<br>Cuantía | Suspensión PNC |      | Compat. PNC | Recuperación | Extinción<br>Derecho | TOTAL                           | Residencia | Personal | U.E.C. | Grado | Fallecimiento | Otras | TOTAL |
|                             |                       |                       |                       | Art. 144.1     | Pago | Art. 147    | Art. 144.1   |                      |                                 |            |          |        |       |               |       |       |
| ANDALUCÍA                   | 1.302                 | 300                   | 297                   | 39             | 18   | 43          | 28           | 563                  | 1.288                           | 3          | 204      | 36     | 17    | 237           | 66    | 563   |
| ALMERÍA                     | 156                   | 32                    | 22                    | 3              | 0    | 3           | 3            | 42                   | 105                             | 0          | 13       | 2      | 1     | 21            | 5     | 42    |
| CÁDIZ                       | 188                   | 23                    | 38                    | 4              | 10   | 4           | 3            | 70                   | 152                             | 0          | 20       | 6      | 2     | 33            | 9     | 70    |
| CÓRDOBA                     | 134                   | 57                    | 20                    | 3              | 0    | 4           | 7            | 62                   | 153                             | 0          | 25       | 7      | 2     | 21            | 7     | 62    |
| GRANADA                     | 151                   | 45                    | 24                    | 5              | 0    | 6           | 1            | 58                   | 139                             | 0          | 16       | 1      | 3     | 36            | 2     | 58    |
| HUELVA                      | 79                    | 11                    | 21                    | 0              | 0    | 6           | 0            | 42                   | 80                              | 3          | 21       | 1      | 0     | 15            | 2     | 42    |
| JAÉN                        | 53                    | 3                     | 15                    | 2              | 0    | 3           | 0            | 26                   | 49                              | 0          | 12       | 1      | 0     | 8             | 5     | 26    |
| MÁLAGA                      | 243                   | 86                    | 87                    | 11             | 5    | 11          | 6            | 124                  | 330                             | 0          | 38       | 10     | 4     | 62            | 10    | 124   |
| SEVILLA                     | 298                   | 43                    | 70                    | 11             | 3    | 6           | 8            | 139                  | 280                             | 0          | 59       | 8      | 5     | 41            | 26    | 139   |
| ARAGÓN                      | 134                   | 13                    | 30                    | 2              | 2    | 6           | 3            | 78                   | 134                             | 1          | 24       | 4      | 1     | 29            | 19    | 78    |
| HUESCA                      | 24                    | 2                     | 9                     | 0              | 0    | 0           | 1            | 12                   | 24                              | 0          | 2        | 0      | 0     | 8             | 2     | 12    |
| TERUEL                      | 15                    | 0                     | 5                     | 1              | 0    | 0           | 1            | 8                    | 15                              | 0          | 3        | 0      | 0     | 4             | 1     | 8     |
| ZARAGOZA                    | 95                    | 11                    | 16                    | 1              | 2    | 6           | 1            | 58                   | 95                              | 1          | 19       | 4      | 1     | 17            | 16    | 58    |
| ASTURIAS                    | 135                   | 19                    | 42                    | 2              | 0    | 4           | 2            | 59                   | 128                             | 1          | 16       | 3      | 0     | 31            | 8     | 59    |
| ILLES BALEARS               | 205                   | 82                    | 43                    | 1              | 21   | 0           | 0            | 64                   | 211                             | 0          | 25       | 4      | 6     | 20            | 9     | 64    |
| CANARIAS                    | 560                   | 135                   | 175                   | 0              | 28   | 27          | 0            | 225                  | 590                             | 0          | 94       | 10     | 1     | 83            | 37    | 225   |
| LAS PALMAS                  | 201                   | 92                    | 71                    | 0              | 23   | 2           | 0            | 78                   | 266                             | 0          | 53       | 7      | 1     | 8             | 9     | 78    |
| S.C. TENERIFE               | 359                   | 43                    | 104                   | 0              | 5    | 25          | 0            | 147                  | 324                             | 0          | 41       | 3      | 0     | 75            | 28    | 147   |
| CANTABRIA                   | 112                   | 23                    | 23                    | 0              | 15   | 3           | 14           | 34                   | 112                             | 1          | 7        | 4      | 0     | 21            | 1     | 34    |
| CASTILLA Y LEÓN             | 476                   | 117                   | 125                   | 4              | 21   | 37          | 18           | 146                  | 468                             | 1          | 31       | 31     | 0     | 65            | 18    | 146   |
| ÁVILA                       | 37                    | 19                    | 3                     | 0              | 1    | 0           | 0            | 6                    | 29                              | 0          | 0        | 1      | 0     | 3             | 2     | 6     |
| BURGOS                      | 43                    | 10                    | 10                    | 0              | 5    | 3           | 0            | 15                   | 43                              | 0          | 0        | 4      | 0     | 10            | 1     | 15    |
| LEÓN                        | 53                    | 4                     | 3                     | 3              | 4    | 2           | 8            | 29                   | 53                              | 0          | 6        | 3      | 0     | 16            | 4     | 29    |
| PALENCIA                    | 40                    | 14                    | 9                     | 0              | 1    | 0           | 0            | 16                   | 40                              | 0          | 2        | 7      | 0     | 7             | 0     | 16    |
| SALAMANCA                   | 107                   | 16                    | 32                    | 1              | 2    | 23          | 6            | 27                   | 107                             | 0          | 8        | 6      | 0     | 12            | 1     | 27    |
| SEGOVIA                     | 12                    | 2                     | 7                     | 0              | 0    | 1           | 0            | 2                    | 12                              | 0          | 0        | 0      | 0     | 0             | 2     | 2     |
| SORIA                       | 16                    | 3                     | 2                     | 0              | 1    | 3           | 0            | 7                    | 16                              | 0          | 1        | 0      | 0     | 5             | 1     | 7     |
| VALLADOLID                  | 128                   | 39                    | 50                    | 0              | 6    | 5           | 4            | 24                   | 128                             | 1          | 11       | 7      | 0     | 4             | 1     | 24    |
| ZAMORA                      | 40                    | 10                    | 9                     | 0              | 1    | 0           | 0            | 20                   | 40                              | 0          | 3        | 3      | 0     | 8             | 6     | 20    |
| CASTILLA-LA MANCHA          | 328                   | 106                   | 47                    | 1              | 11   | 20          | 0            | 135                  | 320                             | 1          | 38       | 13     | 0     | 60            | 23    | 135   |
| ALBACETE                    | 107                   | 57                    | 17                    | 0              | 5    | 4           | 0            | 26                   | 109                             | 1          | 6        | 5      | 0     | 11            | 3     | 26    |
| CIUDAD REAL                 | 100                   | 31                    | 13                    | 1              | 0    | 9           | 0            | 47                   | 101                             | 0          | 14       | 4      | 0     | 20            | 9     | 47    |
| CUENCA                      | 33                    | 2                     | 8                     | 0              | 1    | 3           | 0            | 17                   | 31                              | 0          | 7        | 1      | 0     | 6             | 3     | 17    |
| GUADALAJARA                 | 21                    | 10                    | 4                     | 0              | 0    | 4           | 0            | 5                    | 23                              | 0          | 3        | 0      | 0     | 1             | 1     | 5     |
| TOLEDO                      | 67                    | 6                     | 5                     | 0              | 5    | 0           | 0            | 40                   | 56                              | 0          | 8        | 3      | 0     | 22            | 7     | 40    |

(Continúa al dorso)

| CC.AA.<br>Y/O<br>PROVINCIAS | ENTRADA<br>REVISIONES | REVISIONES EFECTUADAS |                       |                |      |                         |                            |                      |       | CAUSAS DE EXTINCIÓN DEL DERECHO |          |        |       |               |       |       |
|-----------------------------|-----------------------|-----------------------|-----------------------|----------------|------|-------------------------|----------------------------|----------------------|-------|---------------------------------|----------|--------|-------|---------------|-------|-------|
|                             |                       | Sin Modif.<br>Cuantía | Con Modif.<br>Cuantía | Suspensión PNC |      | Compat. PNC<br>Art. 147 | Recuperación<br>Art. 144.1 | Extinción<br>Derecho | TOTAL | Residencia                      | Personal | U.E.C. | Grado | Fallecimiento | Otras | TOTAL |
|                             |                       |                       |                       | Art. 144.1     | Pago |                         |                            |                      |       |                                 |          |        |       |               |       |       |
| CATALUNYA                   | 1.071                 | 59                    | 168                   | 49             | 7    | 0                       | 0                          | 666                  | 949   | 0                               | 155      | 419    | 12    | 0             | 80    | 666   |
| BARCELONA                   | 801                   | 44                    | 124                   | 24             | 3    | 0                       | 0                          | 521                  | 716   | 0                               | 115      | 342    | 7     | 0             | 57    | 521   |
| GIRONA                      | 70                    | 7                     | 12                    | 4              | 2    | 0                       | 0                          | 41                   | 66    | 0                               | 15       | 19     | 1     | 0             | 6     | 41    |
| LLEIDA                      | 66                    | 1                     | 13                    | 8              | 0    | 0                       | 0                          | 45                   | 67    | 0                               | 11       | 26     | 0     | 0             | 8     | 45    |
| TARRAGONA                   | 134                   | 7                     | 19                    | 13             | 2    | 0                       | 0                          | 59                   | 100   | 0                               | 14       | 32     | 4     | 0             | 9     | 59    |
| COMUNIDAD VALENCIANA        | 495                   | 63                    | 70                    | 3              | 24   | 24                      | 3                          | 308                  | 495   | 1                               | 98       | 24     | 8     | 160           | 17    | 308   |
| ALICANTE                    | 173                   | 35                    | 18                    | 2              | 1    | 8                       | 1                          | 108                  | 173   | 0                               | 42       | 7      | 0     | 59            | 0     | 108   |
| CASTELLÓN                   | 53                    | 4                     | 4                     | 1              | 5    | 2                       | 2                          | 38                   | 56    | 0                               | 11       | 1      | 0     | 19            | 7     | 38    |
| VALENCIA                    | 269                   | 24                    | 48                    | 0              | 18   | 14                      | 0                          | 162                  | 266   | 1                               | 45       | 16     | 8     | 82            | 10    | 162   |
| EXTREMADURA                 | 204                   | 39                    | 19                    | 1              | 2    | 0                       | 0                          | 84                   | 145   | 0                               | 43       | 3      | 0     | 29            | 9     | 84    |
| BADAJOS                     | 146                   | 28                    | 12                    | 0              | 2    | 0                       | 0                          | 62                   | 104   | 0                               | 33       | 3      | 0     | 21            | 5     | 62    |
| CÁCERES                     | 58                    | 11                    | 7                     | 1              | 0    | 0                       | 0                          | 22                   | 41    | 0                               | 10       | 0      | 0     | 8             | 4     | 22    |
| GALICIA                     | 713                   | 152                   | 177                   | 9              | 11   | 18                      | 1                          | 324                  | 692   | 1                               | 71       | 30     | 14    | 176           | 32    | 324   |
| A CORUÑA                    | 330                   | 124                   | 59                    | 3              | 2    | 16                      | 0                          | 126                  | 330   | 1                               | 56       | 11     | 1     | 40            | 17    | 126   |
| LUGO                        | 38                    | 2                     | 8                     | 1              | 1    | 1                       | 1                          | 24                   | 38    | 0                               | 1        | 0      | 0     | 16            | 7     | 24    |
| OURENSE                     | 83                    | 12                    | 27                    | 0              | 2    | 0                       | 0                          | 42                   | 83    | 0                               | 11       | 6      | 1     | 17            | 7     | 42    |
| PONTEVEDRA                  | 262                   | 14                    | 83                    | 5              | 6    | 1                       | 0                          | 132                  | 241   | 0                               | 3        | 13     | 12    | 103           | 1     | 132   |
| MADRID                      | 534                   | 50                    | 243                   | 7              | 19   | 9                       | 1                          | 205                  | 534   | 1                               | 70       | 47     | 5     | 72            | 10    | 205   |
| MURCIA                      | 320                   | 54                    | 144                   | 1              | 9    | 9                       | 2                          | 98                   | 317   | 0                               | 28       | 20     | 0     | 42            | 8     | 98    |
| NAVARRA                     | 34                    | 8                     | 3                     | 0              | 0    | 0                       | 8                          | 15                   | 34    | 0                               | 5        | 2      | 0     | 7             | 1     | 15    |
| PAÍS VASCO                  | 72                    | 0                     | 2                     | 1              | 10   | 0                       | 0                          | 59                   | 72    | 3                               | 11       | 9      | 0     | 29            | 7     | 59    |
| ÁLAVA                       | 11                    | 0                     | 0                     | 0              | 0    | 0                       | 0                          | 11                   | 11    | 3                               | 0        | 2      | 0     | 6             | 0     | 11    |
| GUIPÚZCOA                   | 0                     | 0                     | 0                     | 0              | 0    | 0                       | 0                          | 0                    | 0     | 0                               | 0        | 0      | 0     | 0             | 0     | 0     |
| VIZCAYA                     | 61                    | 0                     | 2                     | 1              | 10   | 0                       | 0                          | 48                   | 61    | 0                               | 11       | 7      | 0     | 23            | 7     | 48    |
| LA RIOJA                    | 32                    | 2                     | 9                     | 0              | 3    | 1                       | 4                          | 12                   | 31    | 0                               | 5        | 1      | 0     | 5             | 1     | 12    |
| CEUTA                       | 66                    | 38                    | 9                     | 0              | 0    | 0                       | 1                          | 4                    | 52    | 0                               | 0        | 0      | 0     | 3             | 1     | 4     |
| MELILLA                     | 101                   | 8                     | 49                    | 8              | 4    | 4                       | 0                          | 28                   | 101   | 0                               | 3        | 0      | 0     | 18            | 7     | 28    |

|              |       |       |       |     |     |     |    |       |       |    |     |     |    |       |     |       |
|--------------|-------|-------|-------|-----|-----|-----|----|-------|-------|----|-----|-----|----|-------|-----|-------|
| TOTAL ESTADO | 6.894 | 1.268 | 1.675 | 128 | 205 | 205 | 85 | 3.107 | 6.673 | 14 | 928 | 660 | 64 | 1.087 | 354 | 3.107 |
|--------------|-------|-------|-------|-----|-----|-----|----|-------|-------|----|-----|-----|----|-------|-----|-------|

**PENSIÓN NO CONTRIBUTIVA DE JUBILACIÓN**  
**REVISIONES DE OFICIO E INSTANCIA DE PARTE**  
**DATOS DE GESTIÓN ACUMULADA CORRESPONDIENTES AL AÑO 2015 HASTA OCTUBRE**

| CC.AA.<br>Y/O<br>PROVINCIAS | ENTRADA<br>REVISIONES | REVISIONES EFECTUADAS |            |            |              |              | CAUSAS DE EXTINCIÓN DEL DERECHO |              |            |               |            |              |
|-----------------------------|-----------------------|-----------------------|------------|------------|--------------|--------------|---------------------------------|--------------|------------|---------------|------------|--------------|
|                             |                       | Sin Modif.            | Con Modif. | Suspensión | Extinción    | TOTAL        | Residencia                      | Personal     | U.E.C.     | Fallecimiento | Otras      | TOTAL        |
|                             |                       | Cuantía               | Cuantía    | Pago       | Derecho      |              |                                 |              |            |               |            |              |
| <b>ANDALUCÍA</b>            | <b>5.294</b>          | <b>640</b>            | <b>854</b> | <b>41</b>  | <b>3.577</b> | <b>5.112</b> | <b>15</b>                       | <b>1.476</b> | <b>192</b> | <b>1.650</b>  | <b>244</b> | <b>3.577</b> |
| ALMERÍA                     | 343                   | 40                    | 57         | 1          | 213          | 311          | 3                               | 87           | 8          | 102           | 13         | 213          |
| CÁDIZ                       | 924                   | 86                    | 125        | 2          | 619          | 832          | 0                               | 222          | 38         | 314           | 45         | 619          |
| CÓRDOBA                     | 533                   | 103                   | 80         | 6          | 344          | 533          | 1                               | 160          | 17         | 143           | 23         | 344          |
| GRANADA                     | 382                   | 29                    | 59         | 0          | 291          | 379          | 2                               | 113          | 8          | 153           | 15         | 291          |
| HUELVA                      | 268                   | 14                    | 45         | 4          | 206          | 269          | 5                               | 75           | 17         | 97            | 12         | 206          |
| JAÉN                        | 338                   | 19                    | 38         | 3          | 281          | 341          | 0                               | 144          | 15         | 106           | 16         | 281          |
| MÁLAGA                      | 1.076                 | 156                   | 157        | 21         | 684          | 1.018        | 4                               | 275          | 14         | 346           | 45         | 684          |
| SEVILLA                     | 1.430                 | 193                   | 293        | 4          | 939          | 1.429        | 0                               | 400          | 75         | 389           | 75         | 939          |
| <b>ARAGÓN</b>               | <b>591</b>            | <b>38</b>             | <b>86</b>  | <b>8</b>   | <b>458</b>   | <b>590</b>   | <b>4</b>                        | <b>169</b>   | <b>32</b>  | <b>212</b>    | <b>41</b>  | <b>458</b>   |
| HUESCA                      | 139                   | 3                     | 18         | 5          | 114          | 140          | 0                               | 47           | 5          | 54            | 8          | 114          |
| TERUEL                      | 61                    | 0                     | 9          | 0          | 52           | 61           | 0                               | 24           | 3          | 19            | 6          | 52           |
| ZARAGOZA                    | 391                   | 35                    | 59         | 3          | 292          | 389          | 4                               | 98           | 24         | 139           | 27         | 292          |
| <b>ASTURIAS</b>             | <b>445</b>            | <b>52</b>             | <b>99</b>  | <b>0</b>   | <b>279</b>   | <b>430</b>   | <b>2</b>                        | <b>79</b>    | <b>17</b>  | <b>164</b>    | <b>17</b>  | <b>279</b>   |
| <b>ILLES BALEARS</b>        | <b>664</b>            | <b>181</b>            | <b>131</b> | <b>111</b> | <b>266</b>   | <b>689</b>   | <b>0</b>                        | <b>94</b>    | <b>17</b>  | <b>142</b>    | <b>13</b>  | <b>266</b>   |
| <b>CANARIAS</b>             | <b>1.909</b>          | <b>521</b>            | <b>396</b> | <b>47</b>  | <b>1.066</b> | <b>2.030</b> | <b>13</b>                       | <b>354</b>   | <b>39</b>  | <b>578</b>    | <b>82</b>  | <b>1.066</b> |
| LAS PALMAS                  | 844                   | 370                   | 146        | 46         | 424          | 986          | 8                               | 178          | 24         | 162           | 52         | 424          |
| S.C. TENERIFE               | 1.065                 | 151                   | 250        | 1          | 642          | 1.044        | 5                               | 176          | 15         | 416           | 30         | 642          |
| <b>CANTABRIA</b>            | <b>314</b>            | <b>62</b>             | <b>61</b>  | <b>17</b>  | <b>174</b>   | <b>314</b>   | <b>1</b>                        | <b>70</b>    | <b>17</b>  | <b>80</b>     | <b>6</b>   | <b>174</b>   |
| <b>CASTILLA Y LEÓN</b>      | <b>2.408</b>          | <b>883</b>            | <b>450</b> | <b>76</b>  | <b>1.000</b> | <b>2.409</b> | <b>3</b>                        | <b>302</b>   | <b>165</b> | <b>479</b>    | <b>51</b>  | <b>1.000</b> |
| ÁVILA                       | 183                   | 64                    | 20         | 3          | 97           | 184          | 1                               | 7            | 19         | 44            | 26         | 97           |
| BURGOS                      | 109                   | 8                     | 17         | 0          | 84           | 109          | 0                               | 23           | 10         | 51            | 0          | 84           |
| LEÓN                        | 165                   | 12                    | 19         | 6          | 128          | 165          | 1                               | 35           | 8          | 81            | 3          | 128          |
| PALENCIA                    | 757                   | 583                   | 60         | 5          | 109          | 757          | 1                               | 34           | 32         | 40            | 2          | 109          |
| SALAMANCA                   | 316                   | 35                    | 48         | 0          | 233          | 316          | 0                               | 71           | 42         | 118           | 2          | 233          |
| SEGOVIA                     | 104                   | 15                    | 27         | 19         | 43           | 104          | 0                               | 10           | 13         | 20            | 0          | 43           |
| SORIA                       | 36                    | 7                     | 2          | 1          | 26           | 36           | 0                               | 6            | 1          | 14            | 5          | 26           |
| VALLADOLID                  | 568                   | 119                   | 220        | 38         | 191          | 568          | 0                               | 78           | 30         | 73            | 10         | 191          |
| ZAMORA                      | 170                   | 40                    | 37         | 4          | 89           | 170          | 0                               | 38           | 10         | 38            | 3          | 89           |
| <b>CASTILLA-LA MANCHA</b>   | <b>1.327</b>          | <b>312</b>            | <b>204</b> | <b>17</b>  | <b>785</b>   | <b>1.318</b> | <b>5</b>                        | <b>287</b>   | <b>62</b>  | <b>366</b>    | <b>65</b>  | <b>785</b>   |
| ALBACETE                    | 331                   | 113                   | 39         | 3          | 171          | 326          | 1                               | 60           | 23         | 73            | 14         | 171          |
| CIUDAD REAL                 | 409                   | 106                   | 76         | 3          | 214          | 399          | 1                               | 69           | 16         | 109           | 19         | 214          |
| CUENCA                      | 137                   | 19                    | 22         | 0          | 101          | 142          | 0                               | 46           | 2          | 45            | 8          | 101          |
| GUADALAJARA                 | 88                    | 20                    | 15         | 4          | 51           | 90           | 1                               | 7            | 7          | 30            | 6          | 51           |
| TOLEDO                      | 362                   | 54                    | 52         | 7          | 248          | 361          | 2                               | 105          | 14         | 109           | 18         | 248          |

(Continúa al dorso)

| CC.AA.<br>Y/O<br>PROVINCIAS | ENTRADA<br>REVISIONES | REVISIONES EFECTUADAS |              |            |               |               | CAUSAS DE EXTINCIÓN DEL DERECHO |              |              |               |            |               |
|-----------------------------|-----------------------|-----------------------|--------------|------------|---------------|---------------|---------------------------------|--------------|--------------|---------------|------------|---------------|
|                             |                       | Sin Modif.            | Con Modif.   | Suspensión | Extinción     | TOTAL         | Residencia                      | Personal     | U.E.C.       | Fallecimiento | Otras      | TOTAL         |
|                             |                       | Cuantía               | Cuantía      | Pago       | Derecho       |               |                                 |              |              |               |            |               |
| CATALUNYA                   | 2.690                 | 175                   | 460          | 52         | 2.015         | 2.702         | 19                              | 670          | 319          | 950           | 57         | 2.015         |
| BARCELONA                   | 1.963                 | 151                   | 340          | 34         | 1.460         | 1.985         | 12                              | 473          | 262          | 678           | 35         | 1.460         |
| GIRONA                      | 243                   | 12                    | 41           | 8          | 181           | 242           | 3                               | 53           | 19           | 94            | 12         | 181           |
| LLEIDA                      | 185                   | 2                     | 21           | 2          | 152           | 177           | 0                               | 75           | 19           | 58            | 0          | 152           |
| TARRAGONA                   | 299                   | 10                    | 58           | 8          | 222           | 298           | 4                               | 69           | 19           | 120           | 10         | 222           |
| COMUNIDAD VALENCIANA        | 2.499                 | 442                   | 367          | 79         | 1.626         | 2.514         | 5                               | 709          | 106          | 790           | 16         | 1.626         |
| ALICANTE                    | 794                   | 118                   | 86           | 1          | 589           | 794           | 0                               | 260          | 9            | 320           | 0          | 589           |
| CASTELLÓN                   | 180                   | 10                    | 56           | 5          | 112           | 183           | 1                               | 37           | 19           | 50            | 5          | 112           |
| VALENCIA                    | 1.525                 | 314                   | 225          | 73         | 925           | 1.537         | 4                               | 412          | 78           | 420           | 11         | 925           |
| EXTREMADURA                 | 1.562                 | 498                   | 268          | 117        | 692           | 1.575         | 0                               | 267          | 107          | 264           | 54         | 692           |
| BADAJOS                     | 1.063                 | 322                   | 191          | 84         | 463           | 1.060         | 0                               | 164          | 76           | 189           | 34         | 463           |
| CÁCERES                     | 499                   | 176                   | 77           | 33         | 229           | 515           | 0                               | 103          | 31           | 75            | 20         | 229           |
| GALICIA                     | 2.949                 | 458                   | 667          | 62         | 1.693         | 2.880         | 5                               | 439          | 248          | 850           | 151        | 1.693         |
| A CORUÑA                    | 1.463                 | 432                   | 281          | 8          | 742           | 1.463         | 5                               | 273          | 34           | 348           | 82         | 742           |
| LUGO                        | 240                   | 6                     | 38           | 5          | 191           | 240           | 0                               | 31           | 9            | 107           | 44         | 191           |
| OURENSE                     | 222                   | 9                     | 31           | 0          | 182           | 222           | 0                               | 51           | 11           | 97            | 23         | 182           |
| PONTEVEDRA                  | 1.024                 | 11                    | 317          | 49         | 578           | 955           | 0                               | 84           | 194          | 298           | 2          | 578           |
| MADRID                      | 2.314                 | 215                   | 711          | 47         | 1.341         | 2.314         | 16                              | 374          | 149          | 718           | 84         | 1.341         |
| MURCIA                      | 751                   | 83                    | 216          | 14         | 414           | 727           | 0                               | 139          | 84           | 174           | 17         | 414           |
| NAVARRA                     | 259                   | 12                    | 64           | 19         | 163           | 258           | 1                               | 47           | 20           | 74            | 21         | 163           |
| PAÍS VASCO                  | 307                   | 0                     | 3            | 32         | 272           | 307           | 8                               | 44           | 47           | 143           | 30         | 272           |
| ARABA/ÁLAVA                 | 60                    | 0                     | 0            | 0          | 60            | 60            | 7                               | 0            | 15           | 32            | 6          | 60            |
| GIPUZKOA                    | 0                     | 0                     | 0            | 0          | 0             | 0             | 0                               | 0            | 0            | 0             | 0          | 0             |
| BIZKAIA                     | 247                   | 0                     | 3            | 32         | 212           | 247           | 1                               | 44           | 32           | 111           | 24         | 212           |
| LA RIOJA                    | 139                   | 11                    | 35           | 9          | 86            | 141           | 0                               | 35           | 8            | 35            | 8          | 86            |
| CEUTA                       | 297                   | 172                   | 54           | 14         | 43            | 283           | 0                               | 12           | 4            | 25            | 2          | 43            |
| MELILLA                     | 141                   | 12                    | 53           | 4          | 72            | 141           | 0                               | 11           | 3            | 49            | 9          | 72            |
| <b>TOTAL ESTADO</b>         | <b>26.860</b>         | <b>4.767</b>          | <b>5.179</b> | <b>766</b> | <b>16.022</b> | <b>26.734</b> | <b>97</b>                       | <b>5.578</b> | <b>1.636</b> | <b>7.743</b>  | <b>968</b> | <b>16.022</b> |

**PENSIÓN NO CONTRIBUTIVA DE INVALIDEZ**  
**REVISIONES DE OFICIO E INSTANCIA DE PARTE**  
**DATOS DE GESTIÓN ACUMULADA CORRESPONDIENTES AL AÑO 2015 HASTA OCTUBRE**

| CC.AA.<br>Y/O<br>PROVINCIAS | ENTRADA<br>REVISIONES | REVISIONES EFECTUADAS |                       |                |            |                         |                            |                      |              | CAUSAS DE EXTINCIÓN DEL DERECHO |            |            |            |               |            |              |
|-----------------------------|-----------------------|-----------------------|-----------------------|----------------|------------|-------------------------|----------------------------|----------------------|--------------|---------------------------------|------------|------------|------------|---------------|------------|--------------|
|                             |                       | Sin Modif.<br>Cuantía | Con Modif.<br>Cuantía | Suspensión PNC |            | Compat. PNC<br>Art. 147 | Recuperación<br>Art. 144.1 | Extinción<br>Derecho | TOTAL        | Residencia                      | Personal   | U.E.C.     | Grado      | Fallecimiento | Otras      | TOTAL        |
|                             |                       |                       |                       | Art. 144.1     | Pago       |                         |                            |                      |              |                                 |            |            |            |               |            |              |
| <b>ANDALUCÍA</b>            | <b>7.775</b>          | <b>1.852</b>          | <b>1.681</b>          | <b>231</b>     | <b>122</b> | <b>367</b>              | <b>274</b>                 | <b>2.832</b>         | <b>7.359</b> | <b>8</b>                        | <b>769</b> | <b>101</b> | <b>193</b> | <b>1.333</b>  | <b>428</b> | <b>2.832</b> |
| ALMERÍA                     | 535                   | 121                   | 112                   | 15             | 4          | 28                      | 21                         | 213                  | 514          | 0                               | 68         | 4          | 17         | 91            | 33         | 213          |
| CÁDIZ                       | 1.379                 | 260                   | 251                   | 28             | 49         | 31                      | 46                         | 543                  | 1.208        | 1                               | 141        | 23         | 28         | 266           | 84         | 543          |
| CÓRDOBA                     | 716                   | 289                   | 146                   | 18             | 8          | 36                      | 29                         | 234                  | 760          | 2                               | 48         | 8          | 26         | 104           | 46         | 234          |
| GRANADA                     | 764                   | 234                   | 130                   | 28             | 3          | 34                      | 27                         | 268                  | 724          | 1                               | 63         | 11         | 29         | 128           | 36         | 268          |
| HUELVA                      | 603                   | 110                   | 180                   | 13             | 2          | 79                      | 20                         | 169                  | 573          | 0                               | 45         | 9          | 7          | 82            | 26         | 169          |
| JAÉN                        | 357                   | 83                    | 83                    | 6              | 0          | 21                      | 9                          | 164                  | 366          | 0                               | 26         | 8          | 3          | 81            | 46         | 164          |
| MÁLAGA                      | 1.696                 | 432                   | 315                   | 59             | 41         | 46                      | 60                         | 617                  | 1.570        | 2                               | 202        | 21         | 36         | 309           | 47         | 617          |
| SEVILLA                     | 1.725                 | 323                   | 464                   | 64             | 15         | 92                      | 62                         | 624                  | 1.644        | 2                               | 176        | 17         | 47         | 272           | 110        | 624          |
| <b>ARAGÓN</b>               | <b>520</b>            | <b>80</b>             | <b>126</b>            | <b>25</b>      | <b>18</b>  | <b>26</b>               | <b>17</b>                  | <b>229</b>           | <b>521</b>   | <b>0</b>                        | <b>41</b>  | <b>11</b>  | <b>7</b>   | <b>82</b>     | <b>88</b>  | <b>229</b>   |
| HUESCA                      | 91                    | 7                     | 36                    | 0              | 10         | 1                       | 3                          | 36                   | 93           | 0                               | 10         | 1          | 0          | 19            | 6          | 36           |
| TERUEL                      | 36                    | 1                     | 13                    | 3              | 0          | 0                       | 1                          | 18                   | 36           | 0                               | 6          | 2          | 1          | 4             | 5          | 18           |
| ZARAGOZA                    | 393                   | 72                    | 77                    | 22             | 8          | 25                      | 13                         | 175                  | 392          | 0                               | 25         | 8          | 6          | 59            | 77         | 175          |
| <b>ASTURIAS</b>             | <b>854</b>            | <b>145</b>            | <b>225</b>            | <b>27</b>      | <b>5</b>   | <b>40</b>               | <b>15</b>                  | <b>361</b>           | <b>818</b>   | <b>3</b>                        | <b>100</b> | <b>20</b>  | <b>10</b>  | <b>182</b>    | <b>46</b>  | <b>361</b>   |
| <b>ILLES BALEARS</b>        | <b>1.067</b>          | <b>399</b>            | <b>231</b>            | <b>1</b>       | <b>206</b> | <b>0</b>                | <b>1</b>                   | <b>241</b>           | <b>1.079</b> | <b>2</b>                        | <b>47</b>  | <b>7</b>   | <b>36</b>  | <b>115</b>    | <b>34</b>  | <b>241</b>   |
| <b>CANARIAS</b>             | <b>3.572</b>          | <b>1.164</b>          | <b>725</b>            | <b>0</b>       | <b>218</b> | <b>186</b>              | <b>0</b>                   | <b>1.090</b>         | <b>3.383</b> | <b>6</b>                        | <b>332</b> | <b>52</b>  | <b>28</b>  | <b>495</b>    | <b>177</b> | <b>1.090</b> |
| LAS PALMAS                  | 1.438                 | 689                   | 211                   | 0              | 136        | 24                      | 0                          | 455                  | 1.515        | 2                               | 154        | 29         | 21         | 163           | 86         | 455          |
| S.C. TENERIFE               | 2.134                 | 475                   | 514                   | 0              | 82         | 162                     | 0                          | 635                  | 1.868        | 4                               | 178        | 23         | 7          | 332           | 91         | 635          |
| <b>CANTABRIA</b>            | <b>671</b>            | <b>153</b>            | <b>149</b>            | <b>0</b>       | <b>80</b>  | <b>43</b>               | <b>60</b>                  | <b>186</b>           | <b>671</b>   | <b>20</b>                       | <b>38</b>  | <b>16</b>  | <b>2</b>   | <b>86</b>     | <b>24</b>  | <b>186</b>   |
| <b>CASTILLA Y LEÓN</b>      | <b>3.440</b>          | <b>1.473</b>          | <b>685</b>            | <b>101</b>     | <b>208</b> | <b>209</b>              | <b>134</b>                 | <b>630</b>           | <b>3.440</b> | <b>1</b>                        | <b>158</b> | <b>93</b>  | <b>8</b>   | <b>261</b>    | <b>109</b> | <b>630</b>   |
| ÁVILA                       | 279                   | 110                   | 56                    | 4              | 28         | 6                       | 7                          | 68                   | 279          | 0                               | 14         | 10         | 0          | 33            | 11         | 68           |
| BURGOS                      | 233                   | 54                    | 33                    | 17             | 16         | 36                      | 2                          | 75                   | 233          | 0                               | 23         | 4          | 0          | 30            | 18         | 75           |
| LEÓN                        | 386                   | 43                    | 98                    | 62             | 14         | 23                      | 33                         | 113                  | 386          | 0                               | 34         | 7          | 1          | 56            | 15         | 113          |
| PALENCIA                    | 1.016                 | 860                   | 72                    | 3              | 16         | 1                       | 11                         | 53                   | 1.016        | 0                               | 15         | 17         | 0          | 16            | 5          | 53           |
| SALAMANCA                   | 402                   | 59                    | 127                   | 7              | 15         | 87                      | 34                         | 73                   | 402          | 0                               | 19         | 9          | 5          | 28            | 12         | 73           |
| SEGOVIA                     | 185                   | 74                    | 25                    | 2              | 33         | 5                       | 0                          | 46                   | 185          | 0                               | 17         | 11         | 0          | 13            | 5          | 46           |
| SORIA                       | 57                    | 9                     | 4                     | 2              | 5          | 14                      | 1                          | 22                   | 57           | 0                               | 4          | 1          | 0          | 10            | 7          | 22           |
| VALLADOLID                  | 632                   | 190                   | 164                   | 4              | 70         | 37                      | 46                         | 121                  | 632          | 1                               | 29         | 25         | 0          | 48            | 18         | 121          |
| ZAMORA                      | 250                   | 74                    | 106                   | 0              | 11         | 0                       | 0                          | 59                   | 250          | 0                               | 3          | 9          | 2          | 27            | 18         | 59           |
| <b>CASTILLA-LA MANCHA</b>   | <b>2.168</b>          | <b>687</b>            | <b>489</b>            | <b>30</b>      | <b>126</b> | <b>183</b>              | <b>5</b>                   | <b>616</b>           | <b>2.136</b> | <b>4</b>                        | <b>129</b> | <b>64</b>  | <b>27</b>  | <b>230</b>    | <b>162</b> | <b>616</b>   |
| ALBACETE                    | 692                   | 286                   | 142                   | 8              | 44         | 45                      | 1                          | 159                  | 685          | 4                               | 34         | 18         | 4          | 57            | 42         | 159          |
| CIUDAD REAL                 | 592                   | 176                   | 122                   | 8              | 21         | 71                      | 4                          | 190                  | 592          | 0                               | 45         | 17         | 6          | 65            | 57         | 190          |
| CUENCA                      | 240                   | 52                    | 60                    | 8              | 13         | 26                      | 0                          | 80                   | 239          | 0                               | 16         | 5          | 11         | 27            | 21         | 80           |
| GUADALAJARA                 | 162                   | 40                    | 57                    | 4              | 4          | 30                      | 0                          | 39                   | 174          | 0                               | 12         | 3          | 2          | 11            | 11         | 39           |
| TOLEDO                      | 482                   | 133                   | 108                   | 2              | 44         | 11                      | 0                          | 148                  | 446          | 0                               | 22         | 21         | 4          | 70            | 31         | 148          |

(Continúa al dorso)

| CC.AA.<br>Y/O<br>PROVINCIAS | ENTRADA<br>REVISIONES | REVISIONES EFECTUADAS |                       |                |      |                         |                            |                      | CAUSAS DE EXTINCIÓN DEL DERECHO |            |          |        |       |               |       |       |
|-----------------------------|-----------------------|-----------------------|-----------------------|----------------|------|-------------------------|----------------------------|----------------------|---------------------------------|------------|----------|--------|-------|---------------|-------|-------|
|                             |                       | Sin Modif.<br>Cuantía | Con Modif.<br>Cuantía | Suspensión PNC |      | Compat. PNC<br>Art. 147 | Recuperación<br>Art. 144.1 | Extinción<br>Derecho | TOTAL                           | Residencia | Personal | U.E.C. | Grado | Fallecimiento | Otras | TOTAL |
|                             |                       |                       |                       | Art. 144.1     | Pago |                         |                            |                      |                                 |            |          |        |       |               |       |       |
| CATALUNYA                   | 3.982                 | 468                   | 1.200                 | 549            | 0    | 46                      | 31                         | 1.798                | 4.092                           | 5          | 360      | 268    | 79    | 620           | 466   | 1.798 |
| BARCELONA                   | 2.785                 | 318                   | 860                   | 260            | 0    | 34                      | 24                         | 1.307                | 2.803                           | 4          | 274      | 220    | 51    | 420           | 338   | 1.307 |
| GIRONA                      | 234                   | 29                    | 86                    | 43             | 0    | 1                       | 0                          | 108                  | 267                             | 0          | 24       | 8      | 6     | 40            | 30    | 108   |
| LLEIDA                      | 254                   | 30                    | 83                    | 62             | 0    | 0                       | 0                          | 98                   | 273                             | 1          | 20       | 12     | 3     | 41            | 21    | 98    |
| TARRAGONA                   | 709                   | 91                    | 171                   | 184            | 0    | 11                      | 7                          | 285                  | 749                             | 0          | 42       | 28     | 19    | 119           | 77    | 285   |
| COMUNIDAD VALENCIANA        | 2.705                 | 332                   | 520                   | 47             | 187  | 243                     | 54                         | 1.278                | 2.661                           | 2          | 376      | 78     | 116   | 596           | 110   | 1.278 |
| ALICANTE                    | 583                   | 65                    | 99                    | 12             | 16   | 51                      | 32                         | 308                  | 583                             | 0          | 126      | 0      | 2     | 180           | 0     | 308   |
| CASTELLÓN                   | 374                   | 15                    | 91                    | 7              | 13   | 37                      | 20                         | 191                  | 374                             | 0          | 46       | 19     | 8     | 51            | 67    | 191   |
| VALENCIA                    | 1.748                 | 252                   | 330                   | 28             | 158  | 155                     | 2                          | 779                  | 1.704                           | 2          | 204      | 59     | 106   | 365           | 43    | 779   |
| EXTREMADURA                 | 2.156                 | 840                   | 520                   | 24             | 190  | 74                      | 0                          | 382                  | 2.030                           | 2          | 75       | 50     | 4     | 169           | 82    | 382   |
| BADAJOS                     | 1.534                 | 532                   | 371                   | 16             | 136  | 60                      | 0                          | 274                  | 1.389                           | 2          | 54       | 34     | 4     | 126           | 54    | 274   |
| CÁCERES                     | 622                   | 308                   | 149                   | 8              | 54   | 14                      | 0                          | 108                  | 641                             | 0          | 21       | 16     | 0     | 43            | 28    | 108   |
| GALICIA                     | 2.937                 | 601                   | 744                   | 49             | 78   | 26                      | 22                         | 1.417                | 2.937                           | 3          | 314      | 188    | 66    | 615           | 231   | 1.417 |
| A CORUÑA                    | 1.405                 | 470                   | 322                   | 21             | 17   | 21                      | 8                          | 546                  | 1.405                           | 2          | 158      | 21     | 10    | 223           | 132   | 546   |
| LUGO                        | 251                   | 33                    | 50                    | 6              | 7    | 4                       | 7                          | 144                  | 251                             | 0          | 12       | 1      | 2     | 75            | 54    | 144   |
| OURENSE                     | 374                   | 70                    | 109                   | 5              | 9    | 0                       | 5                          | 176                  | 374                             | 0          | 55       | 4      | 6     | 66            | 45    | 176   |
| PONTEVEDRA                  | 907                   | 28                    | 263                   | 17             | 45   | 1                       | 2                          | 551                  | 907                             | 1          | 89       | 162    | 48    | 251           | 0     | 551   |
| MADRID                      | 2.486                 | 287                   | 823                   | 110            | 102  | 105                     | 5                          | 1.054                | 2.486                           | 4          | 221      | 212    | 43    | 449           | 125   | 1.054 |
| MURCIA                      | 1.819                 | 456                   | 514                   | 14             | 32   | 42                      | 32                         | 570                  | 1.660                           | 0          | 128      | 88     | 34    | 240           | 80    | 570   |
| NAVARRA                     | 164                   | 1                     | 48                    | 7              | 18   | 3                       | 17                         | 70                   | 164                             | 0          | 25       | 6      | 0     | 26            | 13    | 70    |
| PAÍS VASCO                  | 370                   | 0                     | 6                     | 24             | 74   | 1                       | 6                          | 259                  | 370                             | 10         | 39       | 47     | 11    | 95            | 57    | 259   |
| ÁLAVA                       | 36                    | 0                     | 0                     | 0              | 0    | 0                       | 0                          | 36                   | 36                              | 7          | 0        | 11     | 1     | 9             | 8     | 36    |
| GUIPÚZCOA                   | 0                     | 0                     | 0                     | 0              | 0    | 0                       | 0                          | 0                    | 0                               | 0          | 0        | 0      | 0     | 0             | 0     | 0     |
| VIZCAYA                     | 334                   | 0                     | 6                     | 24             | 74   | 1                       | 6                          | 223                  | 334                             | 3          | 39       | 36     | 10    | 86            | 49    | 223   |
| LA RIOJA                    | 180                   | 20                    | 51                    | 11             | 7    | 10                      | 27                         | 51                   | 177                             | 0          | 12       | 1      | 0     | 24            | 14    | 51    |
| CEUTA                       | 478                   | 239                   | 143                   | 16             | 16   | 18                      | 7                          | 39                   | 478                             | 2          | 7        | 6      | 0     | 20            | 4     | 39    |
| MELILLA                     | 668                   | 72                    | 328                   | 33             | 36   | 108                     | 0                          | 91                   | 668                             | 2          | 17       | 5      | 1     | 51            | 15    | 91    |

|              |        |       |       |       |       |       |     |        |        |    |       |       |     |       |       |        |
|--------------|--------|-------|-------|-------|-------|-------|-----|--------|--------|----|-------|-------|-----|-------|-------|--------|
| TOTAL ESTADO | 38.012 | 9.269 | 9.208 | 1.299 | 1.723 | 1.730 | 707 | 13.194 | 37.130 | 74 | 3.188 | 1.313 | 665 | 5.689 | 2.265 | 13.194 |
|--------------|--------|-------|-------|-------|-------|-------|-----|--------|--------|----|-------|-------|-----|-------|-------|--------|

**TOTAL PENSIONES NO CONTRIBUTIVAS**  
**REVISIONES DE OFICIO E INSTANCIA DE PARTE**  
**DATOS DE GESTIÓN ACUMULADA CORRESPONDIENTES AL AÑO 2015 HASTA OCTUBRE**

| CC.AA.<br>Y/O<br>PROVINCIAS | ENTRADA<br>REVISIONES | REVISIONES EFECTUADAS |                       |                |            |                         |                            |                      |               | CAUSAS DE EXTINCIÓN DEL DERECHO |              |            |            |               |            |              |
|-----------------------------|-----------------------|-----------------------|-----------------------|----------------|------------|-------------------------|----------------------------|----------------------|---------------|---------------------------------|--------------|------------|------------|---------------|------------|--------------|
|                             |                       | Sin Modif.<br>Cuantía | Con Modif.<br>Cuantía | Suspensión PNC |            | Compat. PNC<br>Art. 147 | Recuperación<br>Art. 144.1 | Extinción<br>Derecho | TOTAL         | Residencia                      | Personal     | U.E.C.     | Grado      | Fallecimiento | Otras      | TOTAL        |
|                             |                       |                       |                       | Art. 144.1     | Pago       |                         |                            |                      |               |                                 |              |            |            |               |            |              |
| <b>ANDALUCÍA</b>            | <b>13.069</b>         | <b>2.492</b>          | <b>2.535</b>          | <b>231</b>     | <b>163</b> | <b>367</b>              | <b>274</b>                 | <b>6.409</b>         | <b>12.471</b> | <b>23</b>                       | <b>2.245</b> | <b>293</b> | <b>193</b> | <b>2.983</b>  | <b>672</b> | <b>6.409</b> |
| ALMERÍA                     | 878                   | 161                   | 169                   | 15             | 5          | 28                      | 21                         | 426                  | 825           | 3                               | 155          | 12         | 17         | 193           | 46         | 426          |
| CÁDIZ                       | 2.303                 | 346                   | 376                   | 28             | 51         | 31                      | 46                         | 1.162                | 2.040         | 1                               | 363          | 61         | 28         | 580           | 129        | 1.162        |
| CÓRDOBA                     | 1.249                 | 392                   | 226                   | 18             | 14         | 36                      | 29                         | 578                  | 1.293         | 3                               | 208          | 25         | 26         | 247           | 69         | 578          |
| GRANADA                     | 1.146                 | 263                   | 189                   | 28             | 3          | 34                      | 27                         | 559                  | 1.103         | 3                               | 176          | 19         | 29         | 281           | 51         | 559          |
| HUELVA                      | 871                   | 124                   | 225                   | 13             | 6          | 79                      | 20                         | 375                  | 842           | 5                               | 120          | 26         | 7          | 179           | 38         | 375          |
| JAÉN                        | 695                   | 102                   | 121                   | 6              | 3          | 21                      | 9                          | 445                  | 707           | 0                               | 170          | 23         | 3          | 187           | 62         | 445          |
| MÁLAGA                      | 2.772                 | 588                   | 472                   | 59             | 62         | 46                      | 60                         | 1.301                | 2.588         | 6                               | 477          | 35         | 36         | 655           | 92         | 1.301        |
| SEVILLA                     | 3.155                 | 516                   | 757                   | 64             | 19         | 92                      | 62                         | 1.563                | 3.073         | 2                               | 576          | 92         | 47         | 661           | 185        | 1.563        |
| <b>ARAGÓN</b>               | <b>1.111</b>          | <b>118</b>            | <b>212</b>            | <b>25</b>      | <b>26</b>  | <b>26</b>               | <b>17</b>                  | <b>687</b>           | <b>1.111</b>  | <b>4</b>                        | <b>210</b>   | <b>43</b>  | <b>7</b>   | <b>294</b>    | <b>129</b> | <b>687</b>   |
| HUESCA                      | 230                   | 10                    | 54                    | 0              | 15         | 1                       | 3                          | 150                  | 233           | 0                               | 57           | 6          | 0          | 73            | 14         | 150          |
| TERUEL                      | 97                    | 1                     | 22                    | 3              | 0          | 0                       | 1                          | 70                   | 97            | 0                               | 30           | 5          | 1          | 23            | 11         | 70           |
| ZARAGOZA                    | 784                   | 107                   | 136                   | 22             | 11         | 25                      | 13                         | 467                  | 781           | 4                               | 123          | 32         | 6          | 198           | 104        | 467          |
| <b>ASTURIAS</b>             | <b>1.299</b>          | <b>197</b>            | <b>324</b>            | <b>27</b>      | <b>5</b>   | <b>40</b>               | <b>15</b>                  | <b>640</b>           | <b>1.248</b>  | <b>5</b>                        | <b>179</b>   | <b>37</b>  | <b>10</b>  | <b>346</b>    | <b>63</b>  | <b>640</b>   |
| <b>ILLES BALEARS</b>        | <b>1.731</b>          | <b>580</b>            | <b>362</b>            | <b>1</b>       | <b>317</b> | <b>0</b>                | <b>1</b>                   | <b>507</b>           | <b>1.768</b>  | <b>2</b>                        | <b>141</b>   | <b>24</b>  | <b>36</b>  | <b>257</b>    | <b>47</b>  | <b>507</b>   |
| <b>CANARIAS</b>             | <b>5.481</b>          | <b>1.685</b>          | <b>1.121</b>          | <b>0</b>       | <b>265</b> | <b>186</b>              | <b>0</b>                   | <b>2.156</b>         | <b>5.413</b>  | <b>19</b>                       | <b>686</b>   | <b>91</b>  | <b>28</b>  | <b>1.073</b>  | <b>259</b> | <b>2.156</b> |
| LAS PALMAS                  | 2.282                 | 1.059                 | 357                   | 0              | 182        | 24                      | 0                          | 879                  | 2.501         | 10                              | 332          | 53         | 21         | 325           | 138        | 879          |
| S.C. TENERIFE               | 3.199                 | 626                   | 764                   | 0              | 83         | 162                     | 0                          | 1.277                | 2.912         | 9                               | 354          | 38         | 7          | 748           | 121        | 1.277        |
| <b>CANTABRIA</b>            | <b>985</b>            | <b>215</b>            | <b>210</b>            | <b>0</b>       | <b>97</b>  | <b>43</b>               | <b>60</b>                  | <b>360</b>           | <b>985</b>    | <b>21</b>                       | <b>108</b>   | <b>33</b>  | <b>2</b>   | <b>166</b>    | <b>30</b>  | <b>360</b>   |
| <b>CASTILLA Y LEÓN</b>      | <b>5.848</b>          | <b>2.356</b>          | <b>1.135</b>          | <b>101</b>     | <b>284</b> | <b>209</b>              | <b>134</b>                 | <b>1.630</b>         | <b>5.849</b>  | <b>4</b>                        | <b>460</b>   | <b>258</b> | <b>8</b>   | <b>740</b>    | <b>160</b> | <b>1.630</b> |
| ÁVILA                       | 462                   | 174                   | 76                    | 4              | 31         | 6                       | 7                          | 165                  | 463           | 1                               | 21           | 29         | 0          | 77            | 37         | 165          |
| BURGOS                      | 342                   | 62                    | 50                    | 17             | 16         | 36                      | 2                          | 159                  | 342           | 0                               | 46           | 14         | 0          | 81            | 18         | 159          |
| LEÓN                        | 551                   | 55                    | 117                   | 62             | 20         | 23                      | 33                         | 241                  | 551           | 1                               | 69           | 15         | 1          | 137           | 18         | 241          |
| PALENCIA                    | 1.773                 | 1.443                 | 132                   | 3              | 21         | 1                       | 11                         | 162                  | 1.773         | 1                               | 49           | 49         | 0          | 56            | 7          | 162          |
| SALAMANCA                   | 718                   | 94                    | 175                   | 7              | 15         | 87                      | 34                         | 306                  | 718           | 0                               | 90           | 51         | 5          | 146           | 14         | 306          |
| SEGOVIA                     | 289                   | 89                    | 52                    | 2              | 52         | 5                       | 0                          | 89                   | 289           | 0                               | 27           | 24         | 0          | 33            | 5          | 89           |
| SORIA                       | 93                    | 16                    | 6                     | 2              | 6          | 14                      | 1                          | 48                   | 93            | 0                               | 10           | 2          | 0          | 24            | 12         | 48           |
| VALLADOLID                  | 1.200                 | 309                   | 384                   | 4              | 108        | 37                      | 46                         | 312                  | 1.200         | 1                               | 107          | 55         | 0          | 121           | 28         | 312          |
| ZAMORA                      | 420                   | 114                   | 143                   | 0              | 15         | 0                       | 0                          | 148                  | 420           | 0                               | 41           | 19         | 2          | 65            | 21         | 148          |
| <b>CASTILLA-LA MANCHA</b>   | <b>3.495</b>          | <b>999</b>            | <b>693</b>            | <b>30</b>      | <b>143</b> | <b>183</b>              | <b>5</b>                   | <b>1.401</b>         | <b>3.454</b>  | <b>9</b>                        | <b>416</b>   | <b>126</b> | <b>27</b>  | <b>596</b>    | <b>227</b> | <b>1.401</b> |
| ALBACETE                    | 1.023                 | 399                   | 181                   | 8              | 47         | 45                      | 1                          | 330                  | 1.011         | 5                               | 94           | 41         | 4          | 130           | 56         | 330          |
| CIUDAD REAL                 | 1.001                 | 282                   | 198                   | 8              | 24         | 71                      | 4                          | 404                  | 991           | 1                               | 114          | 33         | 6          | 174           | 76         | 404          |
| CUENCA                      | 377                   | 71                    | 82                    | 8              | 13         | 26                      | 0                          | 181                  | 381           | 0                               | 62           | 7          | 11         | 72            | 29         | 181          |
| GUADALAJARA                 | 250                   | 60                    | 72                    | 4              | 8          | 30                      | 0                          | 90                   | 264           | 1                               | 19           | 10         | 2          | 41            | 17         | 90           |
| TOLEDO                      | 844                   | 187                   | 160                   | 2              | 51         | 11                      | 0                          | 396                  | 807           | 2                               | 127          | 35         | 4          | 179           | 49         | 396          |

(Continúa al dorso)

| CC.AA.<br>Y/O<br>PROVINCIAS | ENTRADA<br>REVISIONES | REVISIONES EFECTUADAS |                       |                |      |                         |                            |                      | CAUSAS DE EXTINCIÓN DEL DERECHO |            |          |        |       |               |       |       |
|-----------------------------|-----------------------|-----------------------|-----------------------|----------------|------|-------------------------|----------------------------|----------------------|---------------------------------|------------|----------|--------|-------|---------------|-------|-------|
|                             |                       | Sin Modif.<br>Cuantía | Con Modif.<br>Cuantía | Suspensión PNC |      | Compat. PNC<br>Art. 147 | Recuperación<br>Art. 144.1 | Extinción<br>Derecho | TOTAL                           | Residencia | Personal | U.E.C. | Grado | Fallecimiento | Otras | TOTAL |
|                             |                       |                       |                       | Art. 144.1     | Pago |                         |                            |                      |                                 |            |          |        |       |               |       |       |
| CATALUNYA                   | 6.672                 | 643                   | 1.660                 | 549            | 52   | 46                      | 31                         | 3.813                | 6.794                           | 24         | 1.030    | 587    | 79    | 1.570         | 523   | 3.813 |
| BARCELONA                   | 4.748                 | 469                   | 1.200                 | 260            | 34   | 34                      | 24                         | 2.767                | 4.788                           | 16         | 747      | 482    | 51    | 1.098         | 373   | 2.767 |
| GIRONA                      | 477                   | 41                    | 127                   | 43             | 8    | 1                       | 0                          | 289                  | 509                             | 3          | 77       | 27     | 6     | 134           | 42    | 289   |
| LLEIDA                      | 439                   | 32                    | 104                   | 62             | 2    | 0                       | 0                          | 250                  | 450                             | 1          | 95       | 31     | 3     | 99            | 21    | 250   |
| TARRAGONA                   | 1.008                 | 101                   | 229                   | 184            | 8    | 11                      | 7                          | 507                  | 1.047                           | 4          | 111      | 47     | 19    | 239           | 87    | 507   |
| COMUNIDAD VALENCIANA        | 5.204                 | 774                   | 887                   | 47             | 266  | 243                     | 54                         | 2.904                | 5.175                           | 7          | 1.085    | 184    | 116   | 1.386         | 126   | 2.904 |
| ALICANTE                    | 1.377                 | 183                   | 185                   | 12             | 17   | 51                      | 32                         | 897                  | 1.377                           | 0          | 386      | 9      | 2     | 500           | 0     | 897   |
| CASTELLÓN                   | 554                   | 25                    | 147                   | 7              | 18   | 37                      | 20                         | 303                  | 557                             | 1          | 83       | 38     | 8     | 101           | 72    | 303   |
| VALENCIA                    | 3.273                 | 566                   | 555                   | 28             | 231  | 155                     | 2                          | 1.704                | 3.241                           | 6          | 616      | 137    | 106   | 785           | 54    | 1.704 |
| EXTREMADURA                 | 3.718                 | 1.338                 | 788                   | 24             | 307  | 74                      | 0                          | 1.074                | 3.605                           | 2          | 342      | 157    | 4     | 433           | 136   | 1.074 |
| BADAJOS                     | 2.597                 | 854                   | 562                   | 16             | 220  | 60                      | 0                          | 737                  | 2.449                           | 2          | 218      | 110    | 4     | 315           | 88    | 737   |
| CÁCERES                     | 1.121                 | 484                   | 226                   | 8              | 87   | 14                      | 0                          | 337                  | 1.156                           | 0          | 124      | 47     | 0     | 118           | 48    | 337   |
| GALICIA                     | 5.886                 | 1.059                 | 1.411                 | 49             | 140  | 26                      | 22                         | 3.110                | 5.817                           | 8          | 753      | 436    | 66    | 1.465         | 382   | 3.110 |
| A CORUÑA                    | 2.868                 | 902                   | 603                   | 21             | 25   | 21                      | 8                          | 1.288                | 2.868                           | 7          | 431      | 55     | 10    | 571           | 214   | 1.288 |
| LUGO                        | 491                   | 39                    | 88                    | 6              | 12   | 4                       | 7                          | 335                  | 491                             | 0          | 43       | 10     | 2     | 182           | 98    | 335   |
| OURENSE                     | 596                   | 79                    | 140                   | 5              | 9    | 0                       | 5                          | 358                  | 596                             | 0          | 106      | 15     | 6     | 163           | 68    | 358   |
| PONTEVEDRA                  | 1.931                 | 39                    | 580                   | 17             | 94   | 1                       | 2                          | 1.129                | 1.862                           | 1          | 173      | 356    | 48    | 549           | 2     | 1.129 |
| MADRID                      | 4.800                 | 502                   | 1.534                 | 110            | 149  | 105                     | 5                          | 2.395                | 4.800                           | 20         | 595      | 361    | 43    | 1.167         | 209   | 2.395 |
| MURCIA                      | 2.570                 | 539                   | 730                   | 14             | 46   | 42                      | 32                         | 984                  | 2.387                           | 0          | 267      | 172    | 34    | 414           | 97    | 984   |
| NAVARRA                     | 423                   | 13                    | 112                   | 7              | 37   | 3                       | 17                         | 233                  | 422                             | 1          | 72       | 26     | 0     | 100           | 34    | 233   |
| PAÍS VASCO                  | 677                   | 0                     | 9                     | 24             | 106  | 1                       | 6                          | 531                  | 677                             | 18         | 83       | 94     | 11    | 238           | 87    | 531   |
| ÁLAVA                       | 96                    | 0                     | 0                     | 0              | 0    | 0                       | 0                          | 96                   | 96                              | 14         | 0        | 26     | 1     | 41            | 14    | 96    |
| GUIPÚZCOA                   | 0                     | 0                     | 0                     | 0              | 0    | 0                       | 0                          | 0                    | 0                               | 0          | 0        | 0      | 0     | 0             | 0     | 0     |
| VIZCAYA                     | 581                   | 0                     | 9                     | 24             | 106  | 1                       | 6                          | 435                  | 581                             | 4          | 83       | 68     | 10    | 197           | 73    | 435   |
| LA RIOJA                    | 319                   | 31                    | 86                    | 11             | 16   | 10                      | 27                         | 137                  | 318                             | 0          | 47       | 9      | 0     | 59            | 22    | 137   |
| CEUTA                       | 775                   | 411                   | 197                   | 16             | 30   | 18                      | 7                          | 82                   | 761                             | 2          | 19       | 10     | 0     | 45            | 6     | 82    |
| MELILLA                     | 809                   | 84                    | 381                   | 33             | 40   | 108                     | 0                          | 163                  | 809                             | 2          | 28       | 8      | 1     | 100           | 24    | 163   |

|              |        |        |        |       |       |       |     |        |        |     |       |       |     |        |       |        |
|--------------|--------|--------|--------|-------|-------|-------|-----|--------|--------|-----|-------|-------|-----|--------|-------|--------|
| TOTAL ESTADO | 64.872 | 14.036 | 14.387 | 1.299 | 2.489 | 1.730 | 707 | 29.216 | 63.864 | 171 | 8.766 | 2.949 | 665 | 13.432 | 3.233 | 29.216 |
|--------------|--------|--------|--------|-------|-------|-------|-----|--------|--------|-----|-------|-------|-----|--------|-------|--------|

## **2 Prestaciones sociales y económicas para personas con discapacidad**

# **Informe del seguimiento y evolución de la gestión de las prestaciones para personas con discapacidad**

## 2.1 Introducción

El seguimiento y la evolución de la gestión y el pago de la nómina de las Prestaciones Sociales y Económicas para personas con discapacidad, contempladas en el Texto Refundido de la Ley General de derechos de las personas con discapacidad y de su inclusión social, aprobado por Real Decreto Legislativo 1/2013, de 29 de noviembre y reguladas por el Real Decreto 383/1984, de 1 de febrero, parte de la información facilitada por los distintos órganos gestores de las Comunidades Autónomas y por las Direcciones Territoriales del Imsero de Ceuta y Melilla, y se articula como se detalla a continuación:

- Datos de la gestión y de la nómina mensual.
- Datos de la gestión y de la nómina del año 2015, comprendiendo la realizada hasta el mes de referencia.
- Datos sobre la nómina de pago y número de beneficiarios desde el año 2008.

La información que este apartado del informe suministra hace referencia a los siguientes aspectos:

- Nóminas: situación y evolución de los beneficiarios, del número de subsidios que disfrutaban y de sus importes mensuales. Todo ello teniendo en cuenta que una amplia mayoría de aquéllos continúan siéndolo de uno o de los dos subsidios suprimidos por la Ley 26/1990 - Subsidios de Garantía de Ingresos Mínimos (SGIM) y por Ayuda de Tercera Persona (SATP) -, en aplicación de lo establecido en la Disposición Transitoria undécima de la Ley General de la Seguridad Social. Se ofrece también información sobre el número de personas que disfrutaban de Asistencia Sanitaria y Prestación Farmacéutica (ASPF) y sobre el movimiento de beneficiarios, con especial incidencia, en este caso, en el número de aquéllos que han optado por alguna prestación no contributiva.
- Gestión en trámite inicial: recoge la situación y la evolución de la gestión de las dos prestaciones vigentes tras la entrada en vigor de la Ley 26/1990, de 20 de diciembre: Subsidio de Movilidad y Compensación para Gastos de Transporte (SMGT) y Asistencia Sanitaria y Prestación Farmacéutica (ASPF).
- Gestión de las revisiones iniciadas, de oficio o a instancia de parte, respecto a todas las prestaciones sociales y económicas para personas con discapacidad.

## 2.2 Situación y evolución de los beneficiarios, número de prestaciones e importes de las nóminas

La Ley 36/2014, de 26 de diciembre, de Presupuestos Generales del Estado para el año 2015, así como el Real Decreto 1107/2014, de 26 diciembre, sobre revalorización de las pensiones del sistema de la Seguridad Social y de otras prestaciones sociales públicas para el ejercicio 2015, establecieron las cuantías vigentes para el año 2015 de los subsidios económicos para personas con discapacidad regulados por el Real Decreto 383/1984, de 1 de febrero, quedando fijadas en los importes mensuales siguientes:

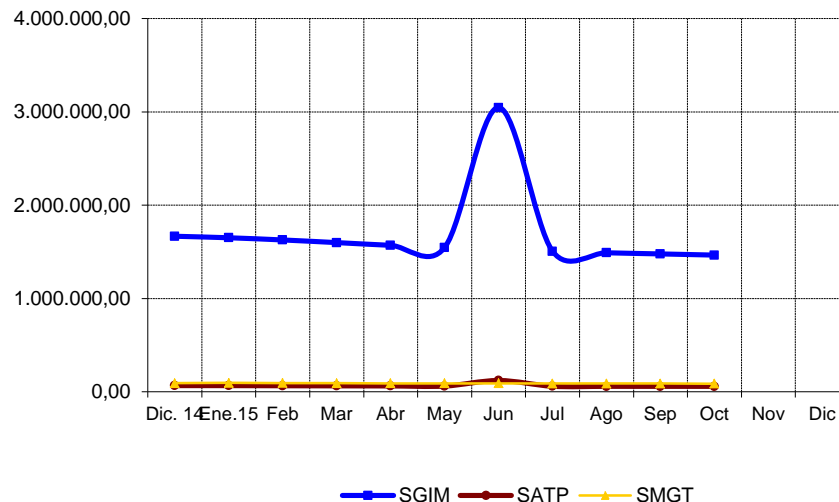
- Subsidio de Garantía de Ingresos Mínimos SGIM (14 pagas /año): 149,86 euros.
- Subsidio por Ayuda de Tercera Persona SATP (14 pagas /año): 58,45 euros.
- Subsidio de Movilidad y Compensación para Gastos de Transporte SMGT (12 pagas /año): 63,10 euros.

De acuerdo con la información facilitada por el Área de Informática del Inersro sobre los datos de nómina, así como por los órganos gestores de las Comunidades Autónomas de Navarra y del País Vasco, el número de beneficiarios distintos en el mes de octubre asciende a 18.528, un 0,81% menos que en el mes anterior. El número total de prestaciones reconocidas asciende a 20.131, cifra ésta superior a la de beneficiarios distintos, ya que una misma persona puede tener reconocido el derecho a más de una prestación. Del total de prestaciones, 12.168 son de naturaleza económica, de las que el 80,37% corresponde al SGIM, el 8,27% al SATP y el 11,36% restante al SMGT. Por último, la prestación de ASPF la tenían reconocida un total de 7.963 personas, un 0,47% menos que en el mes anterior.

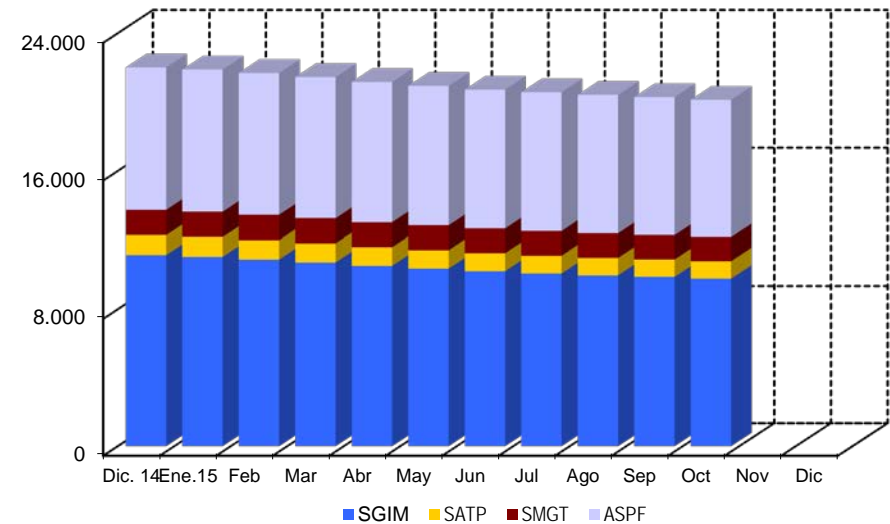
El siguiente cuadro refleja los datos básicos señalados de la nómina:

| <b>NÓMINA DE OCTUBRE</b> | <b>BENEFICIARIOS DISTINTOS</b> | <b>SGIM</b>  | <b>SATP</b> | <b>SMGT</b> | <b>ASPF</b> | <b>TOTAL PRESTACIONES</b> |
|--------------------------|--------------------------------|--------------|-------------|-------------|-------------|---------------------------|
| <b>BENEFICIARIOS</b>     | 18.528                         | 9.780        | 1.006       | 1.382       | 7.963       | <b>20.131</b>             |
| <b>IMPORTE</b>           |                                | 1.465.550,89 | 58.917,63   | 88.201,00   |             | <b>1.612.669,52</b>       |

Evolución importes nóminas mensuales



Evolución número prestaciones



El importe de la nómina del mes de octubre ha ascendido a un total de 1.612.669,52 euros, correspondiendo el 90,88% al SGIM.

Finalmente, y conforme a la información disponible, los datos sobre el perfil tipo del beneficiario de prestaciones sociales y económicas para personas con discapacidad muestran un predominio de las mujeres sobre los hombres - en una proporción de 3,5 a 1 -, si bien la superioridad femenina no se manifiesta, aunque por escaso margen, entre los titulares menores de 45 años. Esta mujer tipo, cuya edad es superior a los 75 años, convive preferentemente integrada en una unidad familiar de la que depende económicamente, encontrándose afectada de una discapacidad de tipo físico.

### **2.3 Situación y evolución de la gestión en trámite inicial**

Como se ha señalado en la introducción de este informe, el volumen de la gestión de las prestaciones sociales y económicas para personas con discapacidad, contempladas en el Real Decreto 383/1984, de 1 de febrero, se vio muy reducido tras la entrada en vigor de la Ley 26/1990, de 20 de diciembre, que suprimió los subsidios de Garantía de Ingresos Mínimos y por Ayuda de Tercera Persona. Los datos de la gestión de las solicitudes presentadas, resueltas, aprobadas y el índice de reconocimiento de las dos prestaciones vigentes (SMGT y ASPF) se recogen en los anexos 58 a 61.

### **2.4 Seguimiento de la gestión derivada de las revisiones de oficio y a instancia de parte**

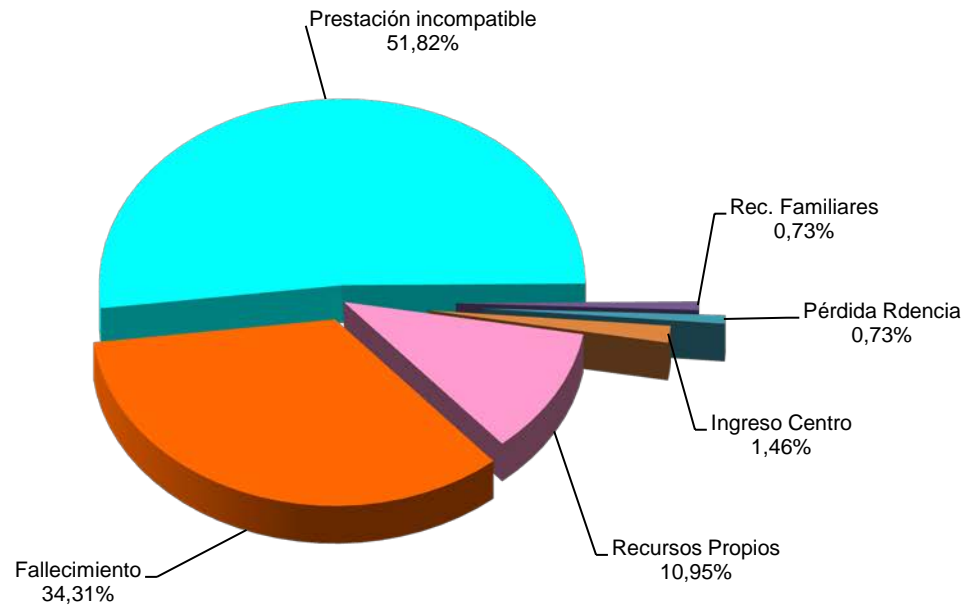
La revisión de oficio es la iniciada por el órgano gestor cuando, como resultado de las medidas de control disponibles o implantadas, conoce cualquier dato o información que pueda producir o haya producido una variación sobrevenida en los requisitos, y ello pueda dar lugar a la modificación de la cuantía o a la suspensión o extinción del derecho a la prestación, procediendo, en su caso, el abono de atrasos o la reclamación de las cantidades indebidamente percibidas. Por otro lado, las revisiones a instancia de parte se inician cuando el interesado, en cumplimiento de sus obligaciones, comunica al órgano gestor cualquier variación sobrevenida en su situación que pudiera tener incidencia en el derecho o en la cuantía reconocida de la prestación, siendo sus efectos resultantes idénticos a los ya indicados para las revisiones de oficio.

Los datos correspondientes al mes de octubre se refieren al detalle de las situaciones finales derivadas de los procesos de revisión, cuyas cifras se reflejan en los anexos 62 a 71. Del análisis de los mismos, es posible obtener las siguientes conclusiones:

- ✓ Se han emitido en el mes 137 resoluciones en las que se ha modificado la cuantía, se ha suspendido o se ha extinguido el derecho a alguna de las prestaciones, de las que el 74,45% se corresponde con el SGIM.
- ✓ No se ha realizado ninguna modificación de cuantía del SGIM.
- ✓ No se ha llevado ninguna suspensión de las prestaciones.

- ✓ Se ha extinguido el derecho de 137 prestaciones, de las que el 74,45% corresponde al SGIM. El gráfico siguiente refleja los distintos motivos de extinción en el total de prestaciones. Las causas de la pérdida del derecho están sustentadas, cuantitativamente, por este orden, en que el beneficiario sea titular de alguna prestación de análoga naturaleza y finalidad y de superior cuantía, en segundo lugar, en el fallecimiento del titular y en tercer lugar, en que disponga de recursos propios superiores al límite legalmente establecido.

### Causas de Extinción prestaciones sociales y económicas para personas con discapacidad



Anexos

2a Número de beneficiarios, prestaciones e importes de las nóminas

**PRESTACIONES DEL REAL DECRETO 383/1984, DE 1 DE FEBRERO  
EVOLUCIÓN DE LOS BENEFICIARIOS E IMPORTES DE LAS NÓMINAS**

**TOTAL ESTADO  
CON NAVARRA Y EL PAÍS VASCO**

| MENSUALIDADES         | NUMERO DE BENEFICIARIOS DISTINTOS | SGIM                   |                      | SATP                   |                   | SMGT                   |                   | TOTAL                  |                      | ASPF                   |
|-----------------------|-----------------------------------|------------------------|----------------------|------------------------|-------------------|------------------------|-------------------|------------------------|----------------------|------------------------|
|                       |                                   | NÚMERO DE PRESTACIONES | IMPORTE BRUTO        | NÚMERO DE PRESTACIONES | IMPORTE BRUTO     | NÚMERO DE PRESTACIONES | IMPORTE BRUTO     | NÚMERO DE PRESTACIONES | IMPORTE BRUTO        | NÚMERO DE PRESTACIONES |
| AÑO 2008              | 42.775                            | 27.749                 | 62.041.066,85        | 3.267                  | 2.885.373,15      | 2.722                  | 2.022.455,77      | 33.738                 | 66.948.895,77        | 14.007                 |
| AÑO 2009              | 38.081                            | 24.210                 | 53.742.715,72        | 2.794                  | 2.458.214,86      | 2.370                  | 1.762.449,39      | 29.374                 | 57.963.379,97        | 12.997                 |
| AÑO 2010              | 33.294                            | 20.509                 | 46.148.475,09        | 2.336                  | 2.119.486,15      | 2.082                  | 1.579.280,12      | 24.927                 | 49.847.241,36        | 12.050                 |
| AÑO 2011              | 29.743                            | 17.608                 | 39.464.541,10        | 1.907                  | 1.698.558,64      | 1.802                  | 1.421.894,88      | 21.317                 | 42.584.994,62        | 11.512                 |
| AÑO 2012              | 26.210                            | 15.074                 | 33.698.569,77        | 1.601                  | 1.412.132,51      | 1.641                  | 1.304.356,20      | 18.316                 | 36.415.058,48        | 10.567                 |
| AÑO 2013              | 23.215                            | 12.960                 | 28.912.773,95        | 1.341                  | 1.180.157,55      | 1.556                  | 1.215.199,20      | 15.857                 | 31.308.130,70        | 9.509                  |
| AÑO 2014              | 20.187                            | 11.143                 | 24.870.951,48        | 1.144                  | 1.005.047,72      | 1.456                  | 1.154.950,30      | 13.743                 | 27.030.949,50        | 8.269                  |
| AÑO 2015              |                                   |                        |                      |                        |                   |                        |                   |                        |                      |                        |
| ENERO                 | 20.071                            | 11.040                 | 1.651.223,99         | 1.136                  | 66.808,35         | 1.461                  | 96.195,10         | 13.637                 | 1.814.227,44         | 8.252                  |
| FEBRERO               | 19.894                            | 10.885                 | 1.627.759,71         | 1.120                  | 65.463,99         | 1.459                  | 94.690,90         | 13.464                 | 1.787.914,60         | 8.228                  |
| MARZO                 | 19.684                            | 10.719                 | 1.599.353,82         | 1.099                  | 64.256,08         | 1.447                  | 92.800,90         | 13.265                 | 1.756.410,80         | 8.189                  |
| ABRIL                 | 19.435                            | 10.520                 | 1.570.155,34         | 1.077                  | 63.398,80         | 1.433                  | 91.967,40         | 13.030                 | 1.725.521,54         | 8.137                  |
| MAYO                  | 19.235                            | 10.362                 | 1.546.928,02         | 1.060                  | 61.957,03         | 1.432                  | 91.545,10         | 12.854                 | 1.700.430,15         | 8.087                  |
| JUNIO *               | 19.044                            | 10.210                 | 3.046.894,43         | 1.041                  | 121.692,96        | 1.420                  | 91.229,80         | 12.671                 | 3.259.817,19         | 8.052                  |
| JULIO                 | 18.914                            | 10.083                 | 1.506.763,00         | 1.027                  | 60.028,18         | 1.416                  | 90.283,20         | 12.526                 | 1.657.074,38         | 8.046                  |
| AGOSTO                | 18.788                            | 9.973                  | 1.490.355,57         | 1.012                  | 59.268,33         | 1.411                  | 90.283,30         | 12.396                 | 1.639.907,20         | 8.025                  |
| SEPTIEMBRE            | 18.680                            | 9.884                  | 1.478.169,72         | 1.006                  | 59.034,53         | 1.401                  | 89.463,00         | 12.291                 | 1.626.667,25         | 8.001                  |
| OCTUBRE               | 18.528                            | 9.780                  | 1.465.550,89         | 1.006                  | 58.917,63         | 1.382                  | 88.201,00         | 12.168                 | 1.612.669,52         | 7.963                  |
| NOVIEMBRE *           |                                   |                        |                      |                        |                   |                        |                   |                        |                      |                        |
| DICIEMBRE             |                                   |                        |                      |                        |                   |                        |                   |                        |                      |                        |
| <b>TOTAL AÑO 2015</b> |                                   |                        | <b>16.983.154,49</b> |                        | <b>680.825,88</b> |                        | <b>916.659,70</b> |                        | <b>18.580.640,07</b> |                        |

\* En SGIM y SATP, junto a la mensualidad se abona una paga extra

## PRESTACIONES DEL REAL DECRETO 383/1984, DE 1 DE FEBRERO

## BENEFICIARIOS E IMPORTE DE LA NÓMINA AÑO 2015

## OCTUBRE

| CC.AA.<br>Y/O<br>PROVINCIAS | NÚMERO DE<br>BENEFICIARIOS<br>DISTINTOS | SGIM                      |                  | SATP                      |                  | SMGT                      |                  | T O T A L                 |                  | ASPF                      |
|-----------------------------|---|---------------------------|------------------|---------------------------|------------------|---------------------------|------------------|---------------------------|------------------|---------------------------|
|                             |   | NÚMERO DE<br>PRESTACIONES | IMPORTE<br>BRUTO | NÚMERO DE<br>PRESTACIONES | IMPORTE<br>BRUTO | NÚMERO DE<br>PRESTACIONES | IMPORTE<br>BRUTO | NÚMERO DE<br>PRESTACIONES | IMPORTE<br>BRUTO | NÚMERO DE<br>PRESTACIONES |
| ANDALUCÍA                   | 3.072                                   | 2.327                     | 351.444,15       | 252                       | 14.846,30        | 165                       | 10.532,70        | 2.744                     | 376.823,15       | 729                       |
| ALMERÍA                     | 649                                     | 568                       | 84.178,02        | 35                        | 2.045,75         | 40                        | 2.519,00         | 643                       | 88.742,77        | 60                        |
| CÁDIZ                       | 312                                     | 213                       | 31.920,18        | 33                        | 1.928,85         | 34                        | 2.145,40         | 280                       | 35.994,43        | 84                        |
| CÓRDOBA                     | 159                                     | 122                       | 18.257,91        | 24                        | 1.402,80         | 11                        | 694,10           | 157                       | 20.354,81        | 28                        |
| GRANADA                     | 175                                     | 76                        | 11.331,51        | 13                        | 759,85           | 7                         | 441,70           | 96                        | 12.533,06        | 100                       |
| HUELVA                      | 86                                      | 57                        | 8.423,16         | 6                         | 350,70           | 5                         | 315,50           | 68                        | 9.089,36         | 25                        |
| JAÉN                        | 170                                     | 145                       | 21.592,09        | 15                        | 876,75           | 7                         | 441,70           | 167                       | 22.910,54        | 24                        |
| MÁLAGA                      | 1.278                                   | 984                       | 151.164,24       | 104                       | 6.195,70         | 36                        | 2.397,80         | 1.124                     | 159.757,74       | 353                       |
| SEVILLA                     | 243                                     | 162                       | 24.577,04        | 22                        | 1.285,90         | 25                        | 1.577,50         | 209                       | 27.440,44        | 55                        |
| ARAGÓN                      | 448                                     | 257                       | 38.514,02        | 26                        | 1.519,70         | 41                        | 2.587,10         | 324                       | 42.620,82        | 170                       |
| HUESCA                      | 59                                      | 35                        | 5.245,10         | 2                         | 116,90           |                           |                  | 37                        | 5.362,00         | 24                        |
| TERUEL                      | 30                                      | 20                        | 2.997,20         | 1                         | 58,45            | 5                         | 315,50           | 26                        | 3.371,15         | 5                         |
| ZARAGOZA                    | 359                                     | 202                       | 30.271,72        | 23                        | 1.344,35         | 36                        | 2.271,60         | 261                       | 33.887,67        | 141                       |
| ASTURIAS                    | 649                                     | 443                       | 66.289,13        | 30                        | 1.753,50         | 32                        | 2.082,10         | 505                       | 70.124,73        | 190                       |
| ILLES BALEARS               | 117                                     | 113                       | 16.934,18        | 14                        | 818,30           | 5                         | 315,50           | 132                       | 18.067,98        | 2                         |
| CANARIAS                    | 223                                     | 77                        | 12.887,96        | 24                        | 1.402,80         | 38                        | 2.397,80         | 139                       | 16.688,56        | 118                       |
| LAS PALMAS                  | 130                                     | 16                        | 3.147,06         | 3                         | 175,35           | 23                        | 1.451,30         | 42                        | 4.773,71         | 95                        |
| S.C. TENERIFE               | 93                                      | 61                        | 9.740,90         | 21                        | 1.227,45         | 15                        | 946,50           | 97                        | 11.914,85        | 23                        |
| CANTABRIA                   | 559                                     | 182                       | 27.274,52        | 29                        | 1.695,05         | 20                        | 1.262,00         | 231                       | 30.231,57        | 366                       |
| CASTILLA Y LEÓN             | 2.172                                   | 854                       | 127.278,04       | 117                       | 6.838,65         | 70                        | 4.417,00         | 1.041                     | 138.533,69       | 1.277                     |
| ÁVILA                       | 306                                     | 70                        | 10.490,20        | 18                        | 1.052,10         | 3                         | 189,30           | 91                        | 11.731,60        | 233                       |
| BURGOS                      | 98                                      | 63                        | 9.441,18         | 6                         | 350,70           | 10                        | 631,00           | 79                        | 10.422,88        | 26                        |
| LEÓN                        | 769                                     | 188                       | 27.755,42        | 15                        | 876,75           | 16                        | 1.009,60         | 219                       | 29.641,77        | 567                       |
| PALENCIA                    | 172                                     | 66                        | 9.890,76         | 8                         | 467,60           | 10                        | 631,00           | 84                        | 10.989,36        | 99                        |
| SALAMANCA                   | 414                                     | 125                       | 18.732,50        | 18                        | 1.052,10         | 8                         | 504,80           | 151                       | 20.289,40        | 290                       |
| SEGOVIA                     | 82                                      | 64                        | 9.490,21         | 14                        | 818,30           | 3                         | 189,30           | 81                        | 10.497,81        | 19                        |
| SORIA                       | 51                                      | 45                        | 6.725,76         | 5                         | 292,25           | 1                         | 63,10            | 51                        | 7.081,11         | 8                         |
| VALLADOLID                  | 182                                     | 155                       | 23.062,93        | 14                        | 818,30           | 9                         | 567,90           | 178                       | 24.449,13        | 20                        |
| ZAMORA                      | 98                                      | 78                        | 11.689,08        | 19                        | 1.110,55         | 10                        | 631,00           | 107                       | 13.430,63        | 15                        |
| CASTILLA-LA MANCHA          | 2.283                                   | 566                       | 84.687,25        | 79                        | 4.617,55         | 23                        | 1.451,30         | 668                       | 90.756,10        | 1.711                     |
| ALBACETE                    | 466                                     | 117                       | 17.100,39        | 21                        | 1.227,45         | 4                         | 252,40           | 142                       | 18.580,24        | 344                       |
| CIUDAD REAL                 | 803                                     | 64                        | 9.890,76         | 9                         | 526,05           | 3                         | 189,30           | 76                        | 10.606,11        | 741                       |
| CUENCA                      | 343                                     | 91                        | 13.637,26        | 10                        | 584,50           | 2                         | 126,20           | 103                       | 14.347,96        | 254                       |
| GUADALAJARA                 | 103                                     | 62                        | 9.291,32         | 11                        | 642,95           | 3                         | 189,30           | 76                        | 10.123,57        | 40                        |
| TOLEDO                      | 568                                     | 232                       | 34.767,52        | 28                        | 1.636,60         | 11                        | 694,10           | 271                       | 37.098,22        | 332                       |

(Continúa al dorso)

| CC.AA.<br>Y/O<br>PROVINCIAS | NÚMERO DE<br>BENEFICIARIOS<br>DISTINTOS | SGIM                      |                     | SATP                      |                  | SMGT                      |                  | T O T A L                 |                     | ASPF                      |
|-----------------------------|---|---------------------------|---------------------|---------------------------|------------------|---------------------------|------------------|---------------------------|---------------------|---------------------------|
|                             |   | NÚMERO DE<br>PRESTACIONES | IMPORTE<br>BRUTO    | NÚMERO DE<br>PRESTACIONES | IMPORTE<br>BRUTO | NÚMERO DE<br>PRESTACIONES | IMPORTE<br>BRUTO | NÚMERO DE<br>PRESTACIONES | IMPORTE<br>BRUTO    | NÚMERO DE<br>PRESTACIONES |
| CATALUNYA                   | 897                                     | 822                       | 122.804,35          | 48                        | 2.805,60         | 74                        | 4.669,40         | 944                       | 130.279,35          | 38                        |
| BARCELONA                   | 621                                     | 570                       | 85.119,69           | 25                        | 1.461,25         | 53                        | 3.344,30         | 648                       | 89.925,24           | 21                        |
| GIRONA                      | 67                                      | 62                        | 9.291,32            | 4                         | 233,80           | 5                         | 315,50           | 71                        | 9.840,62            | 1                         |
| LLEIDA                      | 88                                      | 77                        | 11.539,22           | 13                        | 759,85           | 8                         | 504,80           | 98                        | 12.803,87           | 9                         |
| TARRAGONA                   | 121                                     | 113                       | 16.854,12           | 6                         | 350,70           | 8                         | 504,80           | 127                       | 17.709,62           | 7                         |
| COMUNIDAD VALENCIANA        | 1.685                                   | 985                       | 146.907,07          | 91                        | 5.318,95         | 154                       | 9.965,80         | 1.230                     | 162.191,82          | 600                       |
| ALICANTE                    | 872                                     | 588                       | 87.522,01           | 26                        | 1.519,70         | 41                        | 2.776,00         | 655                       | 91.817,71           | 272                       |
| CASTELLÓN                   | 129                                     | 106                       | 15.826,86           | 6                         | 350,70           | 20                        | 1.321,50         | 132                       | 17.499,06           | 6                         |
| VALENCIA                    | 684                                     | 291                       | 43.558,20           | 59                        | 3.448,55         | 93                        | 5.868,30         | 443                       | 52.875,05           | 322                       |
| EXTREMADURA                 | 801                                     | 418                       | 62.312,61           | 45                        | 2.630,25         | 59                        | 3.719,30         | 522                       | 68.662,16           | 343                       |
| BADAJOS                     | 544                                     | 208                       | 31.116,79           | 24                        | 1.402,80         | 28                        | 1.763,20         | 260                       | 34.282,79           | 316                       |
| CÁCERES                     | 257                                     | 210                       | 31.195,82           | 21                        | 1.227,45         | 31                        | 1.956,10         | 262                       | 34.379,37           | 27                        |
| GALICIA                     | 660                                     | 386                       | 57.190,78           | 58                        | 3.390,10         | 73                        | 4.606,30         | 517                       | 65.187,18           | 233                       |
| A CORUÑA                    | 291                                     | 153                       | 22.506,80           | 32                        | 1.870,40         | 54                        | 3.407,40         | 239                       | 27.784,60           | 91                        |
| LUGO                        | 55                                      | 15                        | 2.247,90            | 4                         | 233,80           | 12                        | 757,20           | 31                        | 3.238,90            | 30                        |
| OURENSE                     | 97                                      | 43                        | 6.443,98            | 2                         | 116,90           | 1                         | 63,10            | 46                        | 6.623,98            | 54                        |
| PONTEVEDRA                  | 217                                     | 175                       | 25.992,10           | 20                        | 1.169,00         | 6                         | 378,60           | 201                       | 27.539,70           | 58                        |
| MADRID                      | 1.413                                   | 673                       | 101.005,64          | 87                        | 5.085,15         | 133                       | 8.581,60         | 893                       | 114.672,39          | 694                       |
| MURCIA                      | 2.481                                   | 1.131                     | 168.197,67          | 44                        | 2.571,80         | 65                        | 4.101,50         | 1.240                     | 174.870,97          | 1.327                     |
| NAVARRA                     | 110                                     | 80                        | 11.988,76           | 18                        | 1.052,13         | 10                        | 631,00           | 108                       | 13.671,89           | 20                        |
| PAÍS VASCO                  | 331                                     | 282                       | 42.260,52           | 27                        | 1.578,15         | 21                        | 1.325,10         | 330                       | 45.163,77           | 82                        |
| ARABA/ÁLAVA                 | 50                                      | 40                        | 5.994,40            | 9                         | 526,05           | 1                         | 63,10            | 50                        | 6.583,55            | 12                        |
| GIPUZKOA                    | 102                                     | 94                        | 14.086,84           | 9                         | 526,05           | 8                         | 504,80           | 111                       | 15.117,69           | 51                        |
| BIZKAIA                     | 179                                     | 148                       | 22.179,28           | 9                         | 526,05           | 12                        | 757,20           | 169                       | 23.462,53           | 19                        |
| LA RIOJA                    | 87                                      | 61                        | 9.141,46            | 4                         | 233,80           | 5                         | 315,50           | 70                        | 9.690,76            | 22                        |
| CEUTA                       | 135                                     | 59                        | 8.841,74            | 6                         | 350,70           | 53                        | 3.344,30         | 118                       | 12.536,74           | 37                        |
| MELILLA                     | 405                                     | 64                        | 9.591,04            | 7                         | 409,15           | 341                       | 21.895,70        | 412                       | 31.895,89           | 4                         |
| <b>TOTAL ESTADO</b>         | <b>18.528</b>                           | <b>9.780</b>              | <b>1.465.550,89</b> | <b>1.006</b>              | <b>58.917,63</b> | <b>1.382</b>              | <b>88.201,00</b> | <b>12.168</b>             | <b>1.612.669,52</b> | <b>7.963</b>              |

**2b Prestaciones sociales y económicas para personas con discapacidad:**

**Datos de la gestión mensual y anual**

**PRESTACIONES DEL REAL DECRETO 383/1984, DE 1 DE FEBRERO  
DATOS DE GESTIÓN CORRESPONDIENTES AL MES DE OCTUBRE DE 2015**

| CC.AA.<br>Y/O<br>PROVINCIAS | SUBSIDIO DE MOVILIDAD Y COMPENSACIÓN PARA |       |                                 |                     |         |          | ASISTENCIA SANITARIA Y PRESTACIÓN FARMACÉUTICA |       |                     |         |          |       | TOTAL PRESTACIONES    |                     |         |   |        |   |
|-----------------------------|---|-------|---------------------------------|---------------------|---------|----------|--|-------|---------------------|---------|----------|-------|-----------------------|---------------------|---------|---|--------|---|
|                             | PTES.                                     |       | GASTOS DE TRANSPORTE (S.M.G.T.) |                     |         | PTES.    | PTES.  |       | (A.S.P.F.)          |         |          | PTES. | REAL DECRETO 383/1984 |                     |         |   | PTES.  |   |
|                             | MES ANT.                                  | SOLC. | REST.                           | APRB. (nº y % C.R.) | FIN MES | MES ANT. | SOLC.  | REST. | APRB. (nº y % C.R.) | FIN MES | MES ANT. | SOLC. | REST.                 | APRB. (nº y % C.R.) | FIN MES |   |        |   |
| ANDALUCÍA                   | 10  | 3     | 8                               | 1                   | 12,50   | 5        | 2  | 2     | 3                   | 0       | -        | 1     | 12                    | 5                   | 11      | 1 | 9,09   | 6 |
| ALMERÍA                     | 0   | 1     | 1                               | 1                   | 100,00  | 0        | 0  | 0     | 0                   | 0       | -        | 0     | 0                     | 1                   | 1       | 1 | 100,00 | 0 |
| CÁDIZ                       | 0   | 0     | 0                               | 0                   | -       | 0        | 0  | 0     | 0                   | 0       | -        | 0     | 0                     | 0                   | 0       | 0 | -      | 0 |
| CÓRDOBA                     | 2   | 1     | 2                               | 0                   | -       | 1        | 0  | 0     | 0                   | 0       | -        | 0     | 2                     | 1                   | 2       | 0 | -      | 1 |
| GRANADA                     | 2   | 0     | 1                               | 0                   | -       | 1        | 0  | 1     | 1                   | 0       | -        | 0     | 2                     | 1                   | 2       | 0 | -      | 1 |
| HUELVA                      | 1   | 0     | 0                               | 0                   | -       | 1        | 1  | 0     | 0                   | 0       | -        | 1     | 2                     | 0                   | 0       | 0 | -      | 2 |
| JAÉN                        | 0   | 0     | 0                               | 0                   | -       | 0        | 0  | 0     | 0                   | 0       | -        | 0     | 0                     | 0                   | 0       | 0 | -      | 0 |
| MÁLAGA                      | 4   | 0     | 3                               | 0                   | -       | 1        | 0  | 0     | 0                   | 0       | -        | 0     | 4                     | 0                   | 3       | 0 | -      | 1 |
| SEVILLA                     | 1   | 1     | 1                               | 0                   | -       | 1        | 1  | 1     | 2                   | 0       | -        | 0     | 2                     | 2                   | 3       | 0 | -      | 1 |
| ARAGÓN                      | 0   | 0     | 0                               | 0                   | -       | 0        | 0  | 0     | 0                   | 0       | -        | 0     | 0                     | 0                   | 0       | 0 | -      | 0 |
| HUESCA                      | 0   | 0     | 0                               | 0                   | -       | 0        | 0  | 0     | 0                   | 0       | -        | 0     | 0                     | 0                   | 0       | 0 | -      | 0 |
| TERUEL                      | 0   | 0     | 0                               | 0                   | -       | 0        | 0  | 0     | 0                   | 0       | -        | 0     | 0                     | 0                   | 0       | 0 | -      | 0 |
| ZARAGOZA                    | 0   | 0     | 0                               | 0                   | -       | 0        | 0  | 0     | 0                   | 0       | -        | 0     | 0                     | 0                   | 0       | 0 | -      | 0 |
| ASTURIAS                    | 1   | 0     | 1                               | 1                   | 100,00  | 0        | 2  | 0     | 0                   | 0       | -        | 2     | 3                     | 0                   | 1       | 1 | 100,00 | 2 |
| ILLES BALEARS               | 0   | 0     | 0                               | 0                   | -       | 0        | 0  | 0     | 0                   | 0       | -        | 0     | 0                     | 0                   | 0       | 0 | -      | 0 |
| CANARIAS                    | 1   | 2     | 0                               | 0                   | -       | 3        | 0  | 1     | 0                   | 0       | -        | 1     | 1                     | 3                   | 0       | 0 | -      | 4 |
| LAS PALMAS                  | 0   | 0     | 0                               | 0                   | -       | 0        | 0  | 0     | 0                   | 0       | -        | 0     | 0                     | 0                   | 0       | 0 | -      | 0 |
| S.C. TENERIFE               | 1   | 2     | 0                               | 0                   | -       | 3        | 0  | 1     | 0                   | 0       | -        | 1     | 1                     | 3                   | 0       | 0 | -      | 4 |
| CANTABRIA                   | 0   | 1     | 0                               | 0                   | -       | 1        | 0  | 0     | 0                   | 0       | -        | 0     | 0                     | 1                   | 0       | 0 | -      | 1 |
| CASTILLA Y LEÓN             | 1   | 1     | 1                               | 0                   | -       | 1        | 0  | 0     | 0                   | 0       | -        | 0     | 1                     | 1                   | 1       | 0 | -      | 1 |
| ÁVILA                       | 0   | 0     | 0                               | 0                   | -       | 0        | 0  | 0     | 0                   | 0       | -        | 0     | 0                     | 0                   | 0       | 0 | -      | 0 |
| BURGOS                      | 1   | 0     | 0                               | 0                   | -       | 1        | 0  | 0     | 0                   | 0       | -        | 0     | 1                     | 0                   | 0       | 0 | -      | 1 |
| LEÓN                        | 0   | 0     | 0                               | 0                   | -       | 0        | 0  | 0     | 0                   | 0       | -        | 0     | 0                     | 0                   | 0       | 0 | -      | 0 |
| PALENCIA                    | 0   | 0     | 0                               | 0                   | -       | 0        | 0  | 0     | 0                   | 0       | -        | 0     | 0                     | 0                   | 0       | 0 | -      | 0 |
| SALAMANCA                   | 0   | 0     | 0                               | 0                   | -       | 0        | 0  | 0     | 0                   | 0       | -        | 0     | 0                     | 0                   | 0       | 0 | -      | 0 |
| SEGOVIA                     | 0   | 0     | 0                               | 0                   | -       | 0        | 0  | 0     | 0                   | 0       | -        | 0     | 0                     | 0                   | 0       | 0 | -      | 0 |
| SORIA                       | 0   | 0     | 0                               | 0                   | -       | 0        | 0  | 0     | 0                   | 0       | -        | 0     | 0                     | 0                   | 0       | 0 | -      | 0 |
| VALLADOLID                  | 0   | 0     | 0                               | 0                   | -       | 0        | 0  | 0     | 0                   | 0       | -        | 0     | 0                     | 0                   | 0       | 0 | -      | 0 |
| ZAMORA                      | 0   | 1     | 1                               | 0                   | -       | 0        | 0  | 0     | 0                   | 0       | -        | 0     | 0                     | 1                   | 1       | 0 | -      | 0 |
| CASTILLA-LA MANCHA          | 0   | 1     | 0                               | 0                   | -       | 1        | 0  | 1     | 0                   | 0       | -        | 1     | 0                     | 2                   | 0       | 0 | -      | 2 |
| ALBACETE                    | 0   | 0     | 0                               | 0                   | -       | 0        | 0  | 0     | 0                   | 0       | -        | 0     | 0                     | 0                   | 0       | 0 | -      | 0 |
| CIUDAD REAL                 | 0   | 1     | 0                               | 0                   | -       | 1        | 0  | 1     | 0                   | 0       | -        | 1     | 0                     | 2                   | 0       | 0 | -      | 2 |
| CUENCA                      | 0   | 0     | 0                               | 0                   | -       | 0        | 0  | 0     | 0                   | 0       | -        | 0     | 0                     | 0                   | 0       | 0 | -      | 0 |
| GUADALAJARA                 | 0   | 0     | 0                               | 0                   | -       | 0        | 0  | 0     | 0                   | 0       | -        | 0     | 0                     | 0                   | 0       | 0 | -      | 0 |
| TOLEDO                      | 0   | 0     | 0                               | 0                   | -       | 0        | 0  | 0     | 0                   | 0       | -        | 0     | 0                     | 0                   | 0       | 0 | -      | 0 |

(Continúa al dorso)

| CC.AA.<br>Y/O<br>PROVINCIAS | SUBSIDIO DE MOVILIDAD Y COMPENSACIÓN PARA |                                 |       |                     |               | ASISTENCIA SANITARIA Y PRESTACIÓN FARMACÉUTICA |            |       |                     |               | TOTAL PRESTACIONES |                       |       |                     |               |   |       |    |
|-----------------------------|---|---------------------------------|-------|---------------------|---------------|--|------------|-------|---------------------|---------------|--------------------|-----------------------|-------|---------------------|---------------|---|-------|----|
|                             | PTE.<br>MES ANT.                          | GASTOS DE TRANSPORTE (S.M.G.T.) |       |                     | PTE.<br>FINAL | PTE.<br>MES ANT.                               | (A.S.P.F.) |       |                     | PTE.<br>FINAL | PTE.<br>MES ANT.   | REAL DECRETO 383/1984 |       |                     | PTE.<br>FINAL |   |       |    |
|                             |   | SOLC.                           | REST. | APRB. (nº y % C.R.) |               |  | SOLC.      | REST. | APRB. (nº y % C.R.) |               |                    | SOLC.                 | REST. | APRB. (nº y % C.R.) |               |   |       |    |
| CATALUNYA                   | 5   | 0                               | 0     | 0                   | -             | 5  | 8          | 0     | 0                   | 0             | -                  | 8                     | 13    | 0                   | 0             | 0 | -     | 13 |
| BARCELONA                   | 5   | 0                               | 0     | 0                   | -             | 5  | 6          | 0     | 0                   | 0             | -                  | 6                     | 11    | 0                   | 0             | 0 | -     | 11 |
| GIRONA                      | 0   | 0                               | 0     | 0                   | -             | 0  | 1          | 0     | 0                   | 0             | -                  | 1                     | 1     | 0                   | 0             | 0 | -     | 1  |
| LLEIDA                      | 0   | 0                               | 0     | 0                   | -             | 0  | 0          | 0     | 0                   | 0             | -                  | 0                     | 0     | 0                   | 0             | 0 | -     | 0  |
| TARRAGONA                   | 0   | 0                               | 0     | 0                   | -             | 0  | 1          | 0     | 0                   | 0             | -                  | 1                     | 1     | 0                   | 0             | 0 | -     | 1  |
| COMUNIDAD VALENCIANA        | 3   | 2                               | 2     | 0                   | -             | 3  | 0          | 0     | 0                   | 0             | -                  | 0                     | 3     | 2                   | 2             | 0 | -     | 3  |
| ALICANTE                    | 0   | 2                               | 2     | 0                   | -             | 0  | 0          | 0     | 0                   | 0             | -                  | 0                     | 0     | 2                   | 2             | 0 | -     | 0  |
| CASTELLÓN                   | 0   | 0                               | 0     | 0                   | -             | 0  | 0          | 0     | 0                   | 0             | -                  | 0                     | 0     | 0                   | 0             | 0 | -     | 0  |
| VALENCIA                    | 3   | 0                               | 0     | 0                   | -             | 3  | 0          | 0     | 0                   | 0             | -                  | 0                     | 3     | 0                   | 0             | 0 | -     | 3  |
| EXTREMADURA                 | 0   | 0                               | 0     | 0                   | -             | 0  | 0          | 0     | 0                   | 0             | -                  | 0                     | 0     | 0                   | 0             | 0 | -     | 0  |
| BADAJOS                     | 0   | 0                               | 0     | 0                   | -             | 0  | 0          | 0     | 0                   | 0             | -                  | 0                     | 0     | 0                   | 0             | 0 | -     | 0  |
| CÁCERES                     | 0   | 0                               | 0     | 0                   | -             | 0  | 0          | 0     | 0                   | 0             | -                  | 0                     | 0     | 0                   | 0             | 0 | -     | 0  |
| GALICIA                     | 1   | 2                               | 1     | 0                   | -             | 2  | 0          | 1     | 0                   | 0             | -                  | 1                     | 1     | 3                   | 1             | 0 | -     | 3  |
| A CORUÑA                    | 1   | 1                               | 1     | 0                   | -             | 1  | 0          | 1     | 0                   | 0             | -                  | 1                     | 1     | 2                   | 1             | 0 | -     | 2  |
| LUGO                        | 0   | 1                               | 0     | 0                   | -             | 1  | 0          | 0     | 0                   | 0             | -                  | 0                     | 0     | 1                   | 0             | 0 | -     | 1  |
| OURENSE                     | 0   | 0                               | 0     | 0                   | -             | 0  | 0          | 0     | 0                   | 0             | -                  | 0                     | 0     | 0                   | 0             | 0 | -     | 0  |
| PONTEVEDRA                  | 0   | 0                               | 0     | 0                   | -             | 0  | 0          | 0     | 0                   | 0             | -                  | 0                     | 0     | 0                   | 0             | 0 | -     | 0  |
| MADRID                      | 1   | 4                               | 5     | 1                   | 20,00         | 0  | 0          | 6     | 6                   | 0             | -                  | 0                     | 1     | 10                  | 11            | 1 | 9,09  | 0  |
| MURCIA                      | 2   | 5                               | 2     | 1                   | 50,00         | 5  | 0          | 0     | 0                   | 0             | -                  | 0                     | 2     | 5                   | 2             | 1 | 50,00 | 5  |
| NAVARRA                     | 0   | 1                               | 1     | 0                   | -             | 0  | 0          | 0     | 0                   | 0             | -                  | 0                     | 0     | 1                   | 1             | 0 | -     | 0  |
| PAÍS VASCO                  | 2   | 0                               | 1     | 0                   | -             | 1  | 0          | 1     | 1                   | 0             | -                  | 0                     | 2     | 1                   | 2             | 0 | -     | 1  |
| ARABA/ÁLAVA                 | 0   | 0                               | 0     | 0                   | -             | 0  | 0          | 0     | 0                   | 0             | -                  | 0                     | 0     | 0                   | 0             | 0 | -     | 0  |
| GIPUZKOA                    | 1   | 0                               | 0     | 0                   | -             | 1  | 0          | 0     | 0                   | 0             | -                  | 0                     | 1     | 0                   | 0             | 0 | -     | 1  |
| BIZKAIA                     | 1   | 0                               | 1     | 0                   | -             | 0  | 0          | 1     | 1                   | 0             | -                  | 0                     | 1     | 1                   | 2             | 0 | -     | 0  |
| LA RIOJA                    | 0   | 0                               | 0     | 0                   | -             | 0  | 0          | 0     | 0                   | 0             | -                  | 0                     | 0     | 0                   | 0             | 0 | -     | 0  |
| CEUTA                       | 3   | 0                               | 0     | 0                   | -             | 3  | 0          | 0     | 0                   | 0             | -                  | 0                     | 3     | 0                   | 0             | 0 | -     | 3  |
| MELILLA                     | 17  | 3                               | 7     | 3                   | 42,86         | 13   | 0          | 0     | 0                   | 0             | -                  | 0                     | 17    | 3                   | 7             | 3 | 42,86 | 13 |

|              |    |    |    |   |       |    |    |    |    |   |   |    |    |    |    |   |       |    |
|--------------|----|----|----|---|-------|----|----|----|----|---|---|----|----|----|----|---|-------|----|
| TOTAL ESTADO | 47 | 25 | 29 | 7 | 24,14 | 43 | 12 | 12 | 10 | 0 | - | 14 | 59 | 37 | 39 | 7 | 17,95 | 57 |
|--------------|----|----|----|---|-------|----|----|----|----|---|---|----|----|----|----|---|-------|----|

**PRESTACIONES DEL REAL DECRETO 383/1984, DE 1 DE FEBRERO**  
**DATOS DE GESTIÓN CORRESPONDIENTES AL AÑO 2015 HASTA OCTUBRE**

| CC.AA.<br>Y/O<br>PROVINCIAS | SUBSIDIO DE MOVILIDAD Y COMPENSACIÓN PARA |                                 |       |       |                     |      | ASISTENCIA SANITARIA Y PRESTACIÓN FARMACÉUTICA |            |          |       |        |      | TOTAL PRESTACIONES    |       |          |       |        |       |
|-----------------------------|---|---------------------------------|-------|-------|---------------------|------|--|------------|----------|-------|--------|------|-----------------------|-------|----------|-------|--------|-------|
|                             | PTE.                                      | GASTOS DE TRANSPORTE (S.M.G.T.) |       |       |                     | PTE. | PTE.   | (A.S.P.F.) |          |       |        | PTE. | REAL DECRETO 383/1984 |       |          |       | PTE.   |       |
|                             |   | AÑO ANT.                        | SOLC. | REST. | APRB. (nº y % C.R.) |      |  | FINAL      | AÑO ANT. | SOLC. | REST.  |      | APRB. (nº y % C.R.)   | FINAL | AÑO ANT. | SOLC. |        | REST. |
| ANDALUCÍA                   | 8   | 55                              | 58    | 14    | 24,14               | 5    | 5  | 21         | 25       | 0     | -      | 1    | 13                    | 76    | 83       | 14    | 16,87  | 6     |
| ALMERÍA                     | 0   | 15                              | 15    | 7     | 46,67               | 0    | 0  | 2          | 2        | 0     | -      | 0    | 0                     | 17    | 17       | 7     | 41,18  | 0     |
| CÁDIZ                       | 0   | 1                               | 1     | 1     | 100,00              | 0    | 0  | 0          | 0        | 0     | -      | 0    | 0                     | 1     | 1        | 1     | 100,00 | 0     |
| CÓRDOBA                     | 1   | 8                               | 8     | 0     | -                   | 1    | 0  | 2          | 2        | 0     | -      | 0    | 1                     | 10    | 10       | 0     | -      | 1     |
| GRANADA                     | 2   | 3                               | 4     | 0     | -                   | 1    | 1  | 2          | 3        | 0     | -      | 0    | 3                     | 5     | 7        | 0     | -      | 1     |
| HUELVA                      | 0   | 3                               | 2     | 0     | -                   | 1    | 0  | 2          | 1        | 0     | -      | 1    | 0                     | 5     | 3        | 0     | -      | 2     |
| JAÉN                        | 0   | 0                               | 0     | 0     | -                   | 0    | 0  | 0          | 0        | 0     | -      | 0    | 0                     | 0     | 0        | 0     | -      | 0     |
| MÁLAGA                      | 5   | 10                              | 14    | 4     | 28,57               | 1    | 4  | 5          | 9        | 0     | -      | 0    | 9                     | 15    | 23       | 4     | 17,39  | 1     |
| SEVILLA                     | 0   | 15                              | 14    | 2     | 14,29               | 1    | 0  | 8          | 8        | 0     | -      | 0    | 0                     | 23    | 22       | 2     | 9,09   | 1     |
| ARAGÓN                      | 0   | 9                               | 9     | 2     | 22,22               | 0    | 0  | 5          | 5        | 0     | -      | 0    | 0                     | 14    | 14       | 2     | 14,29  | 0     |
| HUESCA                      | 0   | 1                               | 1     | 0     | -                   | 0    | 0  | 0          | 0        | 0     | -      | 0    | 0                     | 1     | 1        | 0     | -      | 0     |
| TERUEL                      | 0   | 0                               | 0     | 0     | -                   | 0    | 0  | 0          | 0        | 0     | -      | 0    | 0                     | 0     | 0        | 0     | -      | 0     |
| ZARAGOZA                    | 0   | 8                               | 8     | 2     | 25,00               | 0    | 0  | 5          | 5        | 0     | -      | 0    | 0                     | 13    | 13       | 2     | 15,38  | 0     |
| ASTURIAS                    | 0   | 1                               | 1     | 1     | 100,00              | 0    | 1  | 4          | 3        | 2     | 66,67  | 2    | 1                     | 5     | 4        | 3     | 75,00  | 2     |
| ILLES BALEARS               | 0   | 0                               | 0     | 0     | -                   | 0    | 0  | 0          | 0        | 0     | -      | 0    | 0                     | 0     | 0        | 0     | -      | 0     |
| CANARIAS                    | 1   | 4                               | 2     | 0     | -                   | 3    | 0  | 6          | 5        | 0     | -      | 1    | 1                     | 10    | 7        | 0     | -      | 4     |
| LAS PALMAS                  | 0   | 2                               | 2     | 0     | -                   | 0    | 0  | 5          | 5        | 0     | -      | 0    | 0                     | 7     | 7        | 0     | -      | 0     |
| S.C. TENERIFE               | 1   | 2                               | 0     | 0     | -                   | 3    | 0  | 1          | 0        | 0     | -      | 1    | 1                     | 3     | 0        | 0     | -      | 4     |
| CANTABRIA                   | 0   | 2                               | 1     | 1     | 100,00              | 1    | 0  | 0          | 0        | 0     | -      | 0    | 0                     | 2     | 1        | 1     | 100,00 | 1     |
| CASTILLA Y LEÓN             | 0   | 7                               | 6     | 2     | 33,33               | 1    | 0  | 2          | 2        | 1     | 50,00  | 0    | 0                     | 9     | 8        | 3     | 37,50  | 1     |
| ÁVILA                       | 0   | 0                               | 0     | 0     | -                   | 0    | 0  | 0          | 0        | 0     | -      | 0    | 0                     | 0     | 0        | 0     | -      | 0     |
| BURGOS                      | 0   | 1                               | 0     | 0     | -                   | 1    | 0  | 0          | 0        | 0     | -      | 0    | 0                     | 1     | 0        | 0     | -      | 1     |
| LEÓN                        | 0   | 0                               | 0     | 0     | -                   | 0    | 0  | 1          | 1        | 0     | -      | 0    | 0                     | 1     | 1        | 0     | -      | 0     |
| PALENCIA                    | 0   | 0                               | 0     | 0     | -                   | 0    | 0  | 0          | 0        | 0     | -      | 0    | 0                     | 0     | 0        | 0     | -      | 0     |
| SALAMANCA                   | 0   | 4                               | 4     | 2     | 50,00               | 0    | 0  | 1          | 1        | 1     | 100,00 | 0    | 0                     | 5     | 5        | 3     | 60,00  | 0     |
| SEGOVIA                     | 0   | 0                               | 0     | 0     | -                   | 0    | 0  | 0          | 0        | 0     | -      | 0    | 0                     | 0     | 0        | 0     | -      | 0     |
| SORIA                       | 0   | 0                               | 0     | 0     | -                   | 0    | 0  | 0          | 0        | 0     | -      | 0    | 0                     | 0     | 0        | 0     | -      | 0     |
| VALLADOLID                  | 0   | 0                               | 0     | 0     | -                   | 0    | 0  | 0          | 0        | 0     | -      | 0    | 0                     | 0     | 0        | 0     | -      | 0     |
| ZAMORA                      | 0   | 2                               | 2     | 0     | -                   | 0    | 0  | 0          | 0        | 0     | -      | 0    | 0                     | 2     | 2        | 0     | -      | 0     |
| CASTILLA-LA MANCHA          | 2   | 3                               | 4     | 1     | 25,00               | 1    | 0  | 2          | 1        | 0     | -      | 1    | 2                     | 5     | 5        | 1     | 20,00  | 2     |
| ALBACETE                    | 0   | 0                               | 0     | 0     | -                   | 0    | 0  | 0          | 0        | 0     | -      | 0    | 0                     | 0     | 0        | 0     | -      | 0     |
| CIUDAD REAL                 | 2   | 2                               | 3     | 1     | 33,33               | 1    | 0  | 1          | 0        | 0     | -      | 1    | 2                     | 3     | 3        | 1     | 33,33  | 2     |
| CUENCA                      | 0   | 0                               | 0     | 0     | -                   | 0    | 0  | 0          | 0        | 0     | -      | 0    | 0                     | 0     | 0        | 0     | -      | 0     |
| GUADALAJARA                 | 0   | 0                               | 0     | 0     | -                   | 0    | 0  | 0          | 0        | 0     | -      | 0    | 0                     | 0     | 0        | 0     | -      | 0     |
| TOLEDO                      | 0   | 1                               | 1     | 0     | -                   | 0    | 0  | 1          | 1        | 0     | -      | 0    | 0                     | 2     | 2        | 0     | -      | 0     |

(Continúa al dorso)

| CC.AA.<br>Y/O<br>PROVINCIAS | SUBSIDIO DE MOVILIDAD Y COMPENSACIÓN PARA |                                 |       |                     |        |               | ASISTENCIA SANITARIA Y PRESTACIÓN FARMACÉUTICA |            |       |                     |        |               | TOTAL PRESTACIONES |                       |       |                     |        |               |
|-----------------------------|---|---------------------------------|-------|---------------------|--------|---------------|--|------------|-------|---------------------|--------|---------------|--------------------|-----------------------|-------|---------------------|--------|---------------|
|                             | PTE.<br>AÑO ANT.                          | GASTOS DE TRANSPORTE (S.M.G.T.) |       |                     |        | PTE.<br>FINAL | PTE.<br>AÑO ANT.                               | (A.S.P.F.) |       |                     |        | PTE.<br>FINAL | PTE.<br>AÑO ANT.   | REAL DECRETO 383/1984 |       |                     |        | PTE.<br>FINAL |
|                             |   | SOLC.                           | REST. | APRB. (nº y % C.R.) |        |               |  | SOLC.      | REST. | APRB. (nº y % C.R.) |        |               |                    | SOLC.                 | REST. | APRB. (nº y % C.R.) |        |               |
| CATALUNYA                   | 10  | 32                              | 37    | 0                   | -      | 5             | 4  | 17         | 13    | 1                   | 7,69   | 8             | 14                 | 49                    | 50    | 1                   | 2,00   | 13            |
| BARCELONA                   | 8   | 17                              | 20    | 0                   | -      | 5             | 4  | 12         | 10    | 0                   | -      | 6             | 12                 | 29                    | 30    | 0                   | -      | 11            |
| GIRONA                      | 0   | 4                               | 4     | 0                   | -      | 0             | 0  | 2          | 1     | 0                   | -      | 1             | 0                  | 6                     | 5     | 0                   | -      | 1             |
| LLEIDA                      | 1   | 4                               | 5     | 0                   | -      | 0             | 0  | 1          | 1     | 0                   | -      | 0             | 1                  | 5                     | 6     | 0                   | -      | 0             |
| TARRAGONA                   | 1   | 7                               | 8     | 0                   | -      | 0             | 0  | 2          | 1     | 1                   | 100,00 | 1             | 1                  | 9                     | 9     | 1                   | 11,11  | 1             |
| COMUNIDAD VALENCIANA        | 1   | 18                              | 16    | 6                   | 37,50  | 3             | 3  | 0          | 3     | 0                   | -      | 0             | 4                  | 18                    | 19    | 6                   | 31,58  | 3             |
| ALICANTE                    | 0   | 9                               | 9     | 3                   | 33,33  | 0             | 0  | 0          | 0     | 0                   | -      | 0             | 0                  | 9                     | 9     | 3                   | 33,33  | 0             |
| CASTELLÓN                   | 0   | 1                               | 1     | 1                   | 100,00 | 0             | 0  | 0          | 0     | 0                   | -      | 0             | 0                  | 1                     | 1     | 1                   | 100,00 | 0             |
| VALENCIA                    | 1   | 8                               | 6     | 2                   | 33,33  | 3             | 3  | 0          | 3     | 0                   | -      | 0             | 4                  | 8                     | 9     | 2                   | 22,22  | 3             |
| EXTREMADURA                 | 4   | 5                               | 9     | 0                   | -      | 0             | 0  | 0          | 0     | 0                   | -      | 0             | 4                  | 5                     | 9     | 0                   | -      | 0             |
| BADAJOS                     | 4   | 4                               | 8     | 0                   | -      | 0             | 0  | 0          | 0     | 0                   | -      | 0             | 4                  | 4                     | 8     | 0                   | -      | 0             |
| CÁCERES                     | 0   | 1                               | 1     | 0                   | -      | 0             | 0  | 0          | 0     | 0                   | -      | 0             | 0                  | 1                     | 1     | 0                   | -      | 0             |
| GALICIA                     | 1   | 4                               | 3     | 1                   | 33,33  | 2             | 3  | 6          | 8     | 0                   | -      | 1             | 4                  | 10                    | 11    | 1                   | 9,09   | 3             |
| A CORUÑA                    | 1   | 2                               | 2     | 1                   | 50,00  | 1             | 1  | 3          | 3     | 0                   | -      | 1             | 2                  | 5                     | 5     | 1                   | 20,00  | 2             |
| LUGO                        | 0   | 1                               | 0     | 0                   | -      | 1             | 0  | 1          | 1     | 0                   | -      | 0             | 0                  | 2                     | 1     | 0                   | -      | 1             |
| OURENSE                     | 0   | 1                               | 1     | 0                   | -      | 0             | 0  | 1          | 1     | 0                   | -      | 0             | 0                  | 2                     | 2     | 0                   | -      | 0             |
| PONTEVEDRA                  | 0   | 0                               | 0     | 0                   | -      | 0             | 2  | 1          | 3     | 0                   | -      | 0             | 2                  | 1                     | 3     | 0                   | -      | 0             |
| MADRID                      | 2   | 28                              | 30    | 4                   | 13,33  | 0             | 1  | 25         | 26    | 0                   | -      | 0             | 3                  | 53                    | 56    | 4                   | 7,14   | 0             |
| MURCIA                      | 3   | 19                              | 17    | 5                   | 29,41  | 5             | 1  | 1          | 2     | 0                   | -      | 0             | 4                  | 20                    | 19    | 5                   | 26,32  | 5             |
| NAVARRA                     | 0   | 1                               | 1     | 0                   | -      | 0             | 0  | 2          | 2     | 2                   | 100,00 | 0             | 0                  | 3                     | 3     | 2                   | 66,67  | 0             |
| PAÍS VASCO                  | 0   | 6                               | 5     | 1                   | 20,00  | 1             | 1  | 5          | 6     | 0                   | -      | 0             | 1                  | 11                    | 11    | 1                   | 9,09   | 1             |
| ARABA/ÁLAVA                 | 0   | 0                               | 0     | 0                   | -      | 0             | 0  | 0          | 0     | 0                   | -      | 0             | 0                  | 0                     | 0     | 0                   | -      | 0             |
| GIPUZKOA                    | 0   | 3                               | 2     | 1                   | 50,00  | 1             | 1  | 2          | 3     | 0                   | -      | 0             | 1                  | 5                     | 5     | 1                   | 20,00  | 1             |
| BIZKAIA                     | 0   | 3                               | 3     | 0                   | -      | 0             | 0  | 3          | 3     | 0                   | -      | 0             | 0                  | 6                     | 6     | 0                   | -      | 0             |
| LA RIOJA                    | 0   | 0                               | 0     | 0                   | -      | 0             | 0  | 0          | 0     | 0                   | -      | 0             | 0                  | 0                     | 0     | 0                   | -      | 0             |
| CEUTA                       | 1   | 11                              | 9     | 4                   | 44,44  | 3             | 0  | 0          | 0     | 0                   | -      | 0             | 1                  | 11                    | 9     | 4                   | 44,44  | 3             |
| MELILLA                     | 5   | 60                              | 52    | 35                  | 67,31  | 13            | 0  | 0          | 0     | 0                   | -      | 0             | 5                  | 60                    | 52    | 35                  | 67,31  | 13            |

|                     |           |            |            |           |              |           |           |           |            |          |             |           |           |            |            |           |              |           |
|---------------------|-----------|------------|------------|-----------|--------------|-----------|-----------|-----------|------------|----------|-------------|-----------|-----------|------------|------------|-----------|--------------|-----------|
| <b>TOTAL ESTADO</b> | <b>38</b> | <b>265</b> | <b>260</b> | <b>77</b> | <b>29,62</b> | <b>43</b> | <b>19</b> | <b>96</b> | <b>101</b> | <b>6</b> | <b>5,94</b> | <b>14</b> | <b>57</b> | <b>361</b> | <b>361</b> | <b>83</b> | <b>22,99</b> | <b>57</b> |
|---------------------|-----------|------------|------------|-----------|--------------|-----------|-----------|-----------|------------|----------|-------------|-----------|-----------|------------|------------|-----------|--------------|-----------|

**2c Revisiones de oficio e instancia de parte: Datos de la gestión mensual y anual**

**PRESTACIONES DEL REAL DECRETO 383/1984, DE 1 DE FEBRERO**  
**REVISIONES DE OFICIO E INSTANCIA DE PARTE EFECTUADAS DE SGIM**  
**DATOS DE GESTIÓN CORRESPONDIENTES AL MES DE OCTUBRE DE 2015**

| CC.AA.<br>Y/O<br>PROVINCIAS | REVISIONES EFECTUADAS |                      |              |       | CAUSAS DE EXTINCIÓN DEL DERECHO |                     |                            |                       |               |                   |       |
|-----------------------------|-----------------------|----------------------|--------------|-------|---------------------------------|---------------------|----------------------------|-----------------------|---------------|-------------------|-------|
|                             | Modifica.<br>Cuantía  | Extinción<br>Derecho | Suspensión   |       | TOTAL                           | Recursos<br>Propios | Prestación<br>Incompatible | Pérdida<br>Residencia | Fallecimiento | Grado y<br>Baremo | TOTAL |
|                             |                       |                      | Act. Laboral | Otras |                                 |                     |                            |                       |               |                   |       |
| ANDALUCÍA                   | 0                     | 19                   | 0            | 0     | 19                              | 9                   | 4                          | 1                     | 5             | 0                 | 19    |
| ALMERÍA                     | 0                     | 4                    | 0            | 0     | 4                               | 2                   | 2                          | 0                     | 0             | 0                 | 4     |
| CÁDIZ                       | 0                     | 0                    | 0            | 0     | 0                               | 0                   | 0                          | 0                     | 0             | 0                 | 0     |
| CÓRDOBA                     | 0                     | 1                    | 0            | 0     | 1                               | 1                   | 0                          | 0                     | 0             | 0                 | 1     |
| GRANADA                     | 0                     | 1                    | 0            | 0     | 1                               | 1                   | 0                          | 0                     | 0             | 0                 | 1     |
| HUELVA                      | 0                     | 1                    | 0            | 0     | 1                               | 1                   | 0                          | 0                     | 0             | 0                 | 1     |
| JAÉN                        | 0                     | 0                    | 0            | 0     | 0                               | 0                   | 0                          | 0                     | 0             | 0                 | 0     |
| MÁLAGA                      | 0                     | 10                   | 0            | 0     | 10                              | 4                   | 1                          | 0                     | 5             | 0                 | 10    |
| SEVILLA                     | 0                     | 2                    | 0            | 0     | 2                               | 0                   | 1                          | 1                     | 0             | 0                 | 2     |
| ARAGÓN                      | 0                     | 3                    | 0            | 0     | 3                               | 0                   | 1                          | 0                     | 2             | 0                 | 3     |
| HUESCA                      | 0                     | 1                    | 0            | 0     | 1                               | 0                   | 0                          | 0                     | 1             | 0                 | 1     |
| TERUEL                      | 0                     | 2                    | 0            | 0     | 2                               | 0                   | 1                          | 0                     | 1             | 0                 | 2     |
| ZARAGOZA                    | 0                     | 0                    | 0            | 0     | 0                               | 0                   | 0                          | 0                     | 0             | 0                 | 0     |
| ASTURIAS                    | 0                     | 2                    | 0            | 0     | 2                               | 0                   | 1                          | 0                     | 1             | 0                 | 2     |
| ILLES BALEARS               | 0                     | 1                    | 0            | 0     | 1                               | 0                   | 0                          | 0                     | 1             | 0                 | 1     |
| CANARIAS                    | 0                     | 0                    | 0            | 0     | 0                               | 0                   | 0                          | 0                     | 0             | 0                 | 0     |
| LAS PALMAS                  | 0                     | 0                    | 0            | 0     | 0                               | 0                   | 0                          | 0                     | 0             | 0                 | 0     |
| S.C. TENERIFE               | 0                     | 0                    | 0            | 0     | 0                               | 0                   | 0                          | 0                     | 0             | 0                 | 0     |
| CANTABRIA                   | 0                     | 3                    | 0            | 0     | 3                               | 0                   | 1                          | 0                     | 2             | 0                 | 3     |
| CASTILLA Y LEÓN             | 0                     | 12                   | 0            | 0     | 12                              | 3                   | 6                          | 0                     | 3             | 0                 | 12    |
| ÁVILA                       | 0                     | 1                    | 0            | 0     | 1                               | 0                   | 1                          | 0                     | 0             | 0                 | 1     |
| BURGOS                      | 0                     | 1                    | 0            | 0     | 1                               | 0                   | 1                          | 0                     | 0             | 0                 | 1     |
| LEÓN                        | 0                     | 3                    | 0            | 0     | 3                               | 0                   | 2                          | 0                     | 1             | 0                 | 3     |
| PALENCIA                    | 0                     | 2                    | 0            | 0     | 2                               | 2                   | 0                          | 0                     | 0             | 0                 | 2     |
| SALAMANCA                   | 0                     | 2                    | 0            | 0     | 2                               | 0                   | 2                          | 0                     | 0             | 0                 | 2     |
| SEGOVIA                     | 0                     | 0                    | 0            | 0     | 0                               | 0                   | 0                          | 0                     | 0             | 0                 | 0     |
| SORIA                       | 0                     | 1                    | 0            | 0     | 1                               | 0                   | 0                          | 0                     | 1             | 0                 | 1     |
| VALLADOLID                  | 0                     | 0                    | 0            | 0     | 0                               | 0                   | 0                          | 0                     | 0             | 0                 | 0     |
| ZAMORA                      | 0                     | 2                    | 0            | 0     | 2                               | 1                   | 0                          | 0                     | 1             | 0                 | 2     |
| CASTILLA-LA MANCHA          | 0                     | 7                    | 0            | 0     | 7                               | 0                   | 3                          | 0                     | 4             | 0                 | 7     |
| ALBACETE                    | 0                     | 1                    | 0            | 0     | 1                               | 0                   | 1                          | 0                     | 0             | 0                 | 1     |
| CIUDAD REAL                 | 0                     | 0                    | 0            | 0     | 0                               | 0                   | 0                          | 0                     | 0             | 0                 | 0     |
| CUENCA                      | 0                     | 1                    | 0            | 0     | 1                               | 0                   | 0                          | 0                     | 1             | 0                 | 1     |
| GUADALAJARA                 | 0                     | 3                    | 0            | 0     | 3                               | 0                   | 1                          | 0                     | 2             | 0                 | 3     |
| TOLEDO                      | 0                     | 2                    | 0            | 0     | 2                               | 0                   | 1                          | 0                     | 1             | 0                 | 2     |

(Continúa al dorso)

| CC.AA.<br>Y/O<br>PROVINCIAS | REVISIONES EFECTUADAS |                      |              |          | CAUSAS DE EXTINCIÓN DEL DERECHO |                     |                            |                       |               |                   |            |
|-----------------------------|-----------------------|----------------------|--------------|----------|---------------------------------|---------------------|----------------------------|-----------------------|---------------|-------------------|------------|
|                             | Modifica.<br>Cuantía  | Extinción<br>Derecho | Suspensión   |          | TOTAL                           | Recursos<br>Propios | Prestación<br>Incompatible | Pérdida<br>Residencia | Fallecimiento | Grado y<br>Baremo | TOTAL      |
|                             |                       |                      | Act. Laboral | Otras    |                                 |                     |                            |                       |               |                   |            |
| CATALUNYA                   | 0                     | 7                    | 0            | 0        | 7                               | 0                   | 5                          | 0                     | 2             | 0                 | 7          |
| BARCELONA                   | 0                     | 5                    | 0            | 0        | 5                               | 0                   | 3                          | 0                     | 2             | 0                 | 5          |
| GIRONA                      | 0                     | 2                    | 0            | 0        | 2                               | 0                   | 2                          | 0                     | 0             | 0                 | 2          |
| LLEIDA                      | 0                     | 0                    | 0            | 0        | 0                               | 0                   | 0                          | 0                     | 0             | 0                 | 0          |
| TARRAGONA                   | 0                     | 0                    | 0            | 0        | 0                               | 0                   | 0                          | 0                     | 0             | 0                 | 0          |
| COMUNIDAD VALENCIANA        | 0                     | 8                    | 0            | 0        | 8                               | 0                   | 4                          | 0                     | 4             | 0                 | 8          |
| ALICANTE                    | 0                     | 5                    | 0            | 0        | 5                               | 0                   | 4                          | 0                     | 1             | 0                 | 5          |
| CASTELLÓN                   | 0                     | 2                    | 0            | 0        | 2                               | 0                   | 0                          | 0                     | 2             | 0                 | 2          |
| VALENCIA                    | 0                     | 1                    | 0            | 0        | 1                               | 0                   | 0                          | 0                     | 1             | 0                 | 1          |
| EXTREMADURA                 | 0                     | 7                    | 0            | 0        | 7                               | 0                   | 4                          | 0                     | 3             | 0                 | 7          |
| BADAJOS                     | 0                     | 7                    | 0            | 0        | 7                               | 0                   | 4                          | 0                     | 3             | 0                 | 7          |
| CÁCERES                     | 0                     | 0                    | 0            | 0        | 0                               | 0                   | 0                          | 0                     | 0             | 0                 | 0          |
| GALICIA                     | 0                     | 5                    | 0            | 0        | 5                               | 0                   | 2                          | 0                     | 3             | 0                 | 5          |
| A CORUÑA                    | 0                     | 0                    | 0            | 0        | 0                               | 0                   | 0                          | 0                     | 0             | 0                 | 0          |
| LUGO                        | 0                     | 0                    | 0            | 0        | 0                               | 0                   | 0                          | 0                     | 0             | 0                 | 0          |
| OURENSE                     | 0                     | 0                    | 0            | 0        | 0                               | 0                   | 0                          | 0                     | 0             | 0                 | 0          |
| PONTEVEDRA                  | 0                     | 5                    | 0            | 0        | 5                               | 0                   | 2                          | 0                     | 3             | 0                 | 5          |
| MADRID                      | 0                     | 7                    | 0            | 0        | 7                               | 0                   | 4                          | 0                     | 3             | 0                 | 7          |
| MURCIA                      | 0                     | 19                   | 0            | 0        | 19                              | 0                   | 15                         | 0                     | 4             | 0                 | 19         |
| NAVARRA                     | 0                     | 0                    | 0            | 0        | 0                               | 0                   | 0                          | 0                     | 0             | 0                 | 0          |
| PAÍS VASCO                  | 0                     | 0                    | 0            | 0        | 0                               | 0                   | 0                          | 0                     | 0             | 0                 | 0          |
| ARABA/ÁLAVA                 | 0                     | 0                    | 0            | 0        | 0                               | 0                   | 0                          | 0                     | 0             | 0                 | 0          |
| GIPUZKOA                    | 0                     | 0                    | 0            | 0        | 0                               | 0                   | 0                          | 0                     | 0             | 0                 | 0          |
| BIZKAIA                     | 0                     | 0                    | 0            | 0        | 0                               | 0                   | 0                          | 0                     | 0             | 0                 | 0          |
| LA RIOJA                    | 0                     | 2                    | 0            | 0        | 2                               | 2                   | 0                          | 0                     | 0             | 0                 | 2          |
| CEUTA                       | 0                     | 0                    | 0            | 0        | 0                               | 0                   | 0                          | 0                     | 0             | 0                 | 0          |
| MELILLA                     | 0                     | 0                    | 0            | 0        | 0                               | 0                   | 0                          | 0                     | 0             | 0                 | 0          |
| <b>TOTAL ESTADO</b>         | <b>0</b>              | <b>102</b>           | <b>0</b>     | <b>0</b> | <b>102</b>                      | <b>14</b>           | <b>50</b>                  | <b>1</b>              | <b>37</b>     | <b>0</b>          | <b>102</b> |

**PRESTACIONES DEL REAL DECRETO 383/1984, DE 1 DE FEBRERO**  
**REVISIONES DE OFICIO E INSTANCIA DE PARTE EFECTUADAS EN SATP**  
**DATOS DE GESTIÓN CORRESPONDIENTES AL MES DE OCTUBRE DE 2015**

| CC.AA.<br>Y/O<br>PROVINCIAS | REVISIONES EFECTUADAS |            |       | CAUSAS DE EXTINCIÓN DEL DERECHO |                            |                   |                       |               |                   |              |       |
|-----------------------------|-----------------------|------------|-------|---------------------------------|----------------------------|-------------------|-----------------------|---------------|-------------------|--------------|-------|
|                             | Extinción<br>Derecho  | Suspensión | TOTAL | Recursos<br>Propios             | Prestación<br>Incompatible | Ingreso<br>Centro | Pérdida<br>Residencia | Fallecimiento | Grado y<br>Baremo | Alta<br>S.S. | TOTAL |
| ANDALUCÍA                   | 0                     | 0          | 0     | 0                               | 0                          | 0                 | 0                     | 0             | 0                 | 0            | 0     |
| ALMERÍA                     | 0                     | 0          | 0     | 0                               | 0                          | 0                 | 0                     | 0             | 0                 | 0            | 0     |
| CÁDIZ                       | 0                     | 0          | 0     | 0                               | 0                          | 0                 | 0                     | 0             | 0                 | 0            | 0     |
| CÓRDOBA                     | 0                     | 0          | 0     | 0                               | 0                          | 0                 | 0                     | 0             | 0                 | 0            | 0     |
| GRANADA                     | 0                     | 0          | 0     | 0                               | 0                          | 0                 | 0                     | 0             | 0                 | 0            | 0     |
| HUELVA                      | 0                     | 0          | 0     | 0                               | 0                          | 0                 | 0                     | 0             | 0                 | 0            | 0     |
| JAÉN                        | 0                     | 0          | 0     | 0                               | 0                          | 0                 | 0                     | 0             | 0                 | 0            | 0     |
| MÁLAGA                      | 0                     | 0          | 0     | 0                               | 0                          | 0                 | 0                     | 0             | 0                 | 0            | 0     |
| SEVILLA                     | 0                     | 0          | 0     | 0                               | 0                          | 0                 | 0                     | 0             | 0                 | 0            | 0     |
| ARAGÓN                      | 0                     | 0          | 0     | 0                               | 0                          | 0                 | 0                     | 0             | 0                 | 0            | 0     |
| HUESCA                      | 0                     | 0          | 0     | 0                               | 0                          | 0                 | 0                     | 0             | 0                 | 0            | 0     |
| TERUEL                      | 0                     | 0          | 0     | 0                               | 0                          | 0                 | 0                     | 0             | 0                 | 0            | 0     |
| ZARAGOZA                    | 0                     | 0          | 0     | 0                               | 0                          | 0                 | 0                     | 0             | 0                 | 0            | 0     |
| ASTURIAS                    | 0                     | 0          | 0     | 0                               | 0                          | 0                 | 0                     | 0             | 0                 | 0            | 0     |
| ILLES BALEARS               | 0                     | 0          | 0     | 0                               | 0                          | 0                 | 0                     | 0             | 0                 | 0            | 0     |
| CANARIAS                    | 0                     | 0          | 0     | 0                               | 0                          | 0                 | 0                     | 0             | 0                 | 0            | 0     |
| LAS PALMAS                  | 0                     | 0          | 0     | 0                               | 0                          | 0                 | 0                     | 0             | 0                 | 0            | 0     |
| S.C. TENERIFE               | 0                     | 0          | 0     | 0                               | 0                          | 0                 | 0                     | 0             | 0                 | 0            | 0     |
| CANTABRIA                   | 0                     | 0          | 0     | 0                               | 0                          | 0                 | 0                     | 0             | 0                 | 0            | 0     |
| CASTILLA Y LEÓN             | 18                    | 0          | 18    | 0                               | 16                         | 1                 | 0                     | 1             | 0                 | 0            | 18    |
| ÁVILA                       | 0                     | 0          | 0     | 0                               | 0                          | 0                 | 0                     | 0             | 0                 | 0            | 0     |
| BURGOS                      | 0                     | 0          | 0     | 0                               | 0                          | 0                 | 0                     | 0             | 0                 | 0            | 0     |
| LEÓN                        | 17                    | 0          | 17    | 0                               | 16                         | 0                 | 0                     | 1             | 0                 | 0            | 17    |
| PALENCIA                    | 0                     | 0          | 0     | 0                               | 0                          | 0                 | 0                     | 0             | 0                 | 0            | 0     |
| SALAMANCA                   | 1                     | 0          | 1     | 0                               | 0                          | 1                 | 0                     | 0             | 0                 | 0            | 1     |
| SEGOVIA                     | 0                     | 0          | 0     | 0                               | 0                          | 0                 | 0                     | 0             | 0                 | 0            | 0     |
| SORIA                       | 0                     | 0          | 0     | 0                               | 0                          | 0                 | 0                     | 0             | 0                 | 0            | 0     |
| VALLADOLID                  | 0                     | 0          | 0     | 0                               | 0                          | 0                 | 0                     | 0             | 0                 | 0            | 0     |
| ZAMORA                      | 0                     | 0          | 0     | 0                               | 0                          | 0                 | 0                     | 0             | 0                 | 0            | 0     |
| CASTILLA-LA MANCHA          | 0                     | 0          | 0     | 0                               | 0                          | 0                 | 0                     | 0             | 0                 | 0            | 0     |
| ALBACETE                    | 0                     | 0          | 0     | 0                               | 0                          | 0                 | 0                     | 0             | 0                 | 0            | 0     |
| CIUDAD REAL                 | 0                     | 0          | 0     | 0                               | 0                          | 0                 | 0                     | 0             | 0                 | 0            | 0     |
| CUENCA                      | 0                     | 0          | 0     | 0                               | 0                          | 0                 | 0                     | 0             | 0                 | 0            | 0     |
| GUADALAJARA                 | 0                     | 0          | 0     | 0                               | 0                          | 0                 | 0                     | 0             | 0                 | 0            | 0     |
| TOLEDO                      | 0                     | 0          | 0     | 0                               | 0                          | 0                 | 0                     | 0             | 0                 | 0            | 0     |

(Continúa al dorso)

| CC.AA.<br>Y/O<br>PROVINCIAS | REVISIONES EFECTUADAS |            |           | CAUSAS DE EXTINCIÓN DEL DERECHO |                            |                   |                       |               |                   |              |           |
|-----------------------------|-----------------------|------------|-----------|---------------------------------|----------------------------|-------------------|-----------------------|---------------|-------------------|--------------|-----------|
|                             | Extinción<br>Derecho  | Suspensión | TOTAL     | Recursos<br>Propios             | Prestación<br>Incompatible | Ingreso<br>Centro | Pérdida<br>Residencia | Fallecimiento | Grado y<br>Baremo | Alta<br>S.S. | TOTAL     |
| CATALUNYA                   | 0                     | 0          | 0         | 0                               | 0                          | 0                 | 0                     | 0             | 0                 | 0            | 0         |
| BARCELONA                   | 0                     | 0          | 0         | 0                               | 0                          | 0                 | 0                     | 0             | 0                 | 0            | 0         |
| GIRONA                      | 0                     | 0          | 0         | 0                               | 0                          | 0                 | 0                     | 0             | 0                 | 0            | 0         |
| LLEIDA                      | 0                     | 0          | 0         | 0                               | 0                          | 0                 | 0                     | 0             | 0                 | 0            | 0         |
| TARRAGONA                   | 0                     | 0          | 0         | 0                               | 0                          | 0                 | 0                     | 0             | 0                 | 0            | 0         |
| COMUNIDAD VALENCIANA        | 0                     | 0          | 0         | 0                               | 0                          | 0                 | 0                     | 0             | 0                 | 0            | 0         |
| ALICANTE                    | 0                     | 0          | 0         | 0                               | 0                          | 0                 | 0                     | 0             | 0                 | 0            | 0         |
| CASTELLÓN                   | 0                     | 0          | 0         | 0                               | 0                          | 0                 | 0                     | 0             | 0                 | 0            | 0         |
| VALENCIA                    | 0                     | 0          | 0         | 0                               | 0                          | 0                 | 0                     | 0             | 0                 | 0            | 0         |
| EXTREMADURA                 | 0                     | 0          | 0         | 0                               | 0                          | 0                 | 0                     | 0             | 0                 | 0            | 0         |
| BADAJOS                     | 0                     | 0          | 0         | 0                               | 0                          | 0                 | 0                     | 0             | 0                 | 0            | 0         |
| CÁCERES                     | 0                     | 0          | 0         | 0                               | 0                          | 0                 | 0                     | 0             | 0                 | 0            | 0         |
| GALICIA                     | 0                     | 0          | 0         | 0                               | 0                          | 0                 | 0                     | 0             | 0                 | 0            | 0         |
| A CORUÑA                    | 0                     | 0          | 0         | 0                               | 0                          | 0                 | 0                     | 0             | 0                 | 0            | 0         |
| LUGO                        | 0                     | 0          | 0         | 0                               | 0                          | 0                 | 0                     | 0             | 0                 | 0            | 0         |
| OURENSE                     | 0                     | 0          | 0         | 0                               | 0                          | 0                 | 0                     | 0             | 0                 | 0            | 0         |
| PONTEVEDRA                  | 0                     | 0          | 0         | 0                               | 0                          | 0                 | 0                     | 0             | 0                 | 0            | 0         |
| MADRID                      | 0                     | 0          | 0         | 0                               | 0                          | 0                 | 0                     | 0             | 0                 | 0            | 0         |
| MURCIA                      | 1                     | 0          | 1         | 1                               | 0                          | 0                 | 0                     | 0             | 0                 | 0            | 1         |
| NAVARRA                     | 0                     | 0          | 0         | 0                               | 0                          | 0                 | 0                     | 0             | 0                 | 0            | 0         |
| PAÍS VASCO                  | 0                     | 0          | 0         | 0                               | 0                          | 0                 | 0                     | 0             | 0                 | 0            | 0         |
| ARABA/ÁLAVA                 | 0                     | 0          | 0         | 0                               | 0                          | 0                 | 0                     | 0             | 0                 | 0            | 0         |
| GIPUZKOA                    | 0                     | 0          | 0         | 0                               | 0                          | 0                 | 0                     | 0             | 0                 | 0            | 0         |
| BIZKAIA                     | 0                     | 0          | 0         | 0                               | 0                          | 0                 | 0                     | 0             | 0                 | 0            | 0         |
| LA RIOJA                    | 0                     | 0          | 0         | 0                               | 0                          | 0                 | 0                     | 0             | 0                 | 0            | 0         |
| CEUTA                       | 0                     | 0          | 0         | 0                               | 0                          | 0                 | 0                     | 0             | 0                 | 0            | 0         |
| MELILLA                     | 0                     | 0          | 0         | 0                               | 0                          | 0                 | 0                     | 0             | 0                 | 0            | 0         |
| <b>TOTAL ESTADO</b>         | <b>19</b>             | <b>0</b>   | <b>19</b> | <b>1</b>                        | <b>16</b>                  | <b>1</b>          | <b>0</b>              | <b>1</b>      | <b>0</b>          | <b>0</b>     | <b>19</b> |

**PRESTACIONES DEL REAL DECRETO 383/1984, DE 1 DE FEBRERO  
REVISIONES DE OFICIO E INSTANCIA DE PARTE EFECTUADAS EN SMTG  
DATOS DE GESTIÓN CORRESPONDIENTES AL MES DE OCTUBRE DE 2015**

| CC.AA.<br>Y/O<br>PROVINCIAS | REVISIONES EFECTUADAS |            |       | CAUSAS DE EXTINCIÓN DEL DERECHO |                        |                            |                   |                       |               |                   |              |       |
|-----------------------------|-----------------------|------------|-------|---------------------------------|------------------------|----------------------------|-------------------|-----------------------|---------------|-------------------|--------------|-------|
|                             | Extinción<br>Derecho  | Suspensión | TOTAL | Recursos<br>Propios             | Recursos<br>Familiares | Prestación<br>Incompatible | Ingreso<br>Centro | Pérdida<br>Residencia | Fallecimiento | Grado y<br>Baremo | Alta<br>S.S. | TOTAL |
| ANDALUCÍA                   | 0                     | 0          | 0     | 0                               | 0                      | 0                          | 0                 | 0                     | 0             | 0                 | 0            | 0     |
| ALMERÍA                     | 0                     | 0          | 0     | 0                               | 0                      | 0                          | 0                 | 0                     | 0             | 0                 | 0            | 0     |
| CÁDIZ                       | 0                     | 0          | 0     | 0                               | 0                      | 0                          | 0                 | 0                     | 0             | 0                 | 0            | 0     |
| CÓRDOBA                     | 0                     | 0          | 0     | 0                               | 0                      | 0                          | 0                 | 0                     | 0             | 0                 | 0            | 0     |
| GRANADA                     | 0                     | 0          | 0     | 0                               | 0                      | 0                          | 0                 | 0                     | 0             | 0                 | 0            | 0     |
| HUELVA                      | 0                     | 0          | 0     | 0                               | 0                      | 0                          | 0                 | 0                     | 0             | 0                 | 0            | 0     |
| JAÉN                        | 0                     | 0          | 0     | 0                               | 0                      | 0                          | 0                 | 0                     | 0             | 0                 | 0            | 0     |
| MÁLAGA                      | 0                     | 0          | 0     | 0                               | 0                      | 0                          | 0                 | 0                     | 0             | 0                 | 0            | 0     |
| SEVILLA                     | 0                     | 0          | 0     | 0                               | 0                      | 0                          | 0                 | 0                     | 0             | 0                 | 0            | 0     |
| ARAGÓN                      | 0                     | 0          | 0     | 0                               | 0                      | 0                          | 0                 | 0                     | 0             | 0                 | 0            | 0     |
| HUESCA                      | 0                     | 0          | 0     | 0                               | 0                      | 0                          | 0                 | 0                     | 0             | 0                 | 0            | 0     |
| TERUEL                      | 0                     | 0          | 0     | 0                               | 0                      | 0                          | 0                 | 0                     | 0             | 0                 | 0            | 0     |
| ZARAGOZA                    | 0                     | 0          | 0     | 0                               | 0                      | 0                          | 0                 | 0                     | 0             | 0                 | 0            | 0     |
| ASTURIAS                    | 1                     | 0          | 1     | 0                               | 0                      | 0                          | 0                 | 0                     | 1             | 0                 | 0            | 1     |
| ILLES BALEARS               | 0                     | 0          | 0     | 0                               | 0                      | 0                          | 0                 | 0                     | 0             | 0                 | 0            | 0     |
| CANARIAS                    | 1                     | 0          | 1     | 0                               | 0                      | 1                          | 0                 | 0                     | 0             | 0                 | 0            | 1     |
| LAS PALMAS                  | 1                     | 0          | 1     | 0                               | 0                      | 1                          | 0                 | 0                     | 0             | 0                 | 0            | 1     |
| S.C. TENERIFE               | 0                     | 0          | 0     | 0                               | 0                      | 0                          | 0                 | 0                     | 0             | 0                 | 0            | 0     |
| CANTABRIA                   | 0                     | 0          | 0     | 0                               | 0                      | 0                          | 0                 | 0                     | 0             | 0                 | 0            | 0     |
| CASTILLA Y LEÓN             | 2                     | 0          | 2     | 0                               | 0                      | 0                          | 1                 | 0                     | 1             | 0                 | 0            | 2     |
| ÁVILA                       | 0                     | 0          | 0     | 0                               | 0                      | 0                          | 0                 | 0                     | 0             | 0                 | 0            | 0     |
| BURGOS                      | 1                     | 0          | 1     | 0                               | 0                      | 0                          | 0                 | 0                     | 1             | 0                 | 0            | 1     |
| LEÓN                        | 0                     | 0          | 0     | 0                               | 0                      | 0                          | 0                 | 0                     | 0             | 0                 | 0            | 0     |
| PALENCIA                    | 0                     | 0          | 0     | 0                               | 0                      | 0                          | 0                 | 0                     | 0             | 0                 | 0            | 0     |
| SALAMANCA                   | 1                     | 0          | 1     | 0                               | 0                      | 0                          | 1                 | 0                     | 0             | 0                 | 0            | 1     |
| SEGOVIA                     | 0                     | 0          | 0     | 0                               | 0                      | 0                          | 0                 | 0                     | 0             | 0                 | 0            | 0     |
| SORIA                       | 0                     | 0          | 0     | 0                               | 0                      | 0                          | 0                 | 0                     | 0             | 0                 | 0            | 0     |
| VALLADOLID                  | 0                     | 0          | 0     | 0                               | 0                      | 0                          | 0                 | 0                     | 0             | 0                 | 0            | 0     |
| ZAMORA                      | 0                     | 0          | 0     | 0                               | 0                      | 0                          | 0                 | 0                     | 0             | 0                 | 0            | 0     |
| CASTILLA-LA MANCHA          | 0                     | 0          | 0     | 0                               | 0                      | 0                          | 0                 | 0                     | 0             | 0                 | 0            | 0     |
| ALBACETE                    | 0                     | 0          | 0     | 0                               | 0                      | 0                          | 0                 | 0                     | 0             | 0                 | 0            | 0     |
| CIUDAD REAL                 | 0                     | 0          | 0     | 0                               | 0                      | 0                          | 0                 | 0                     | 0             | 0                 | 0            | 0     |
| CUENCA                      | 0                     | 0          | 0     | 0                               | 0                      | 0                          | 0                 | 0                     | 0             | 0                 | 0            | 0     |
| GUADALAJARA                 | 0                     | 0          | 0     | 0                               | 0                      | 0                          | 0                 | 0                     | 0             | 0                 | 0            | 0     |
| TOLEDO                      | 0                     | 0          | 0     | 0                               | 0                      | 0                          | 0                 | 0                     | 0             | 0                 | 0            | 0     |

(Continúa al dorso)

| CC.AA.<br>Y/O<br>PROVINCIAS | REVISIONES EFECTUADAS |            |           | CAUSAS DE EXTINCIÓN DEL DERECHO |                        |                            |                   |                       |               |                   |              |           |
|-----------------------------|-----------------------|------------|-----------|---------------------------------|------------------------|----------------------------|-------------------|-----------------------|---------------|-------------------|--------------|-----------|
|                             | Extinción<br>Derecho  | Suspensión | TOTAL     | Recursos<br>Propios             | Recursos<br>Familiares | Prestación<br>Incompatible | Ingreso<br>Centro | Pérdida<br>Residencia | Fallecimiento | Grado y<br>Baremo | Alta<br>S.S. | TOTAL     |
|                             | CATALUNYA             | 1          | 0         | 1                               | 0                      | 0                          | 1                 | 0                     | 0             | 0                 | 0            | 0         |
| BARCELONA                   | 0                     | 0          | 0         | 0                               | 0                      | 0                          | 0                 | 0                     | 0             | 0                 | 0            | 0         |
| GIRONA                      | 0                     | 0          | 0         | 0                               | 0                      | 0                          | 0                 | 0                     | 0             | 0                 | 0            | 0         |
| LLEIDA                      | 1                     | 0          | 1         | 0                               | 0                      | 1                          | 0                 | 0                     | 0             | 0                 | 0            | 1         |
| TARRAGONA                   | 0                     | 0          | 0         | 0                               | 0                      | 0                          | 0                 | 0                     | 0             | 0                 | 0            | 0         |
| COMUNIDAD VALENCIANA        | 0                     | 0          | 0         | 0                               | 0                      | 0                          | 0                 | 0                     | 0             | 0                 | 0            | 0         |
| ALICANTE                    | 0                     | 0          | 0         | 0                               | 0                      | 0                          | 0                 | 0                     | 0             | 0                 | 0            | 0         |
| CASTELLÓN                   | 0                     | 0          | 0         | 0                               | 0                      | 0                          | 0                 | 0                     | 0             | 0                 | 0            | 0         |
| VALENCIA                    | 0                     | 0          | 0         | 0                               | 0                      | 0                          | 0                 | 0                     | 0             | 0                 | 0            | 0         |
| EXTREMADURA                 | 0                     | 0          | 0         | 0                               | 0                      | 0                          | 0                 | 0                     | 0             | 0                 | 0            | 0         |
| BADAJOZ                     | 0                     | 0          | 0         | 0                               | 0                      | 0                          | 0                 | 0                     | 0             | 0                 | 0            | 0         |
| CÁCERES                     | 0                     | 0          | 0         | 0                               | 0                      | 0                          | 0                 | 0                     | 0             | 0                 | 0            | 0         |
| GALICIA                     | 0                     | 0          | 0         | 0                               | 0                      | 0                          | 0                 | 0                     | 0             | 0                 | 0            | 0         |
| A CORUÑA                    | 0                     | 0          | 0         | 0                               | 0                      | 0                          | 0                 | 0                     | 0             | 0                 | 0            | 0         |
| LUGO                        | 0                     | 0          | 0         | 0                               | 0                      | 0                          | 0                 | 0                     | 0             | 0                 | 0            | 0         |
| OURENSE                     | 0                     | 0          | 0         | 0                               | 0                      | 0                          | 0                 | 0                     | 0             | 0                 | 0            | 0         |
| PONTEVEDRA                  | 0                     | 0          | 0         | 0                               | 0                      | 0                          | 0                 | 0                     | 0             | 0                 | 0            | 0         |
| MADRID                      | 1                     | 0          | 1         | 0                               | 0                      | 0                          | 0                 | 0                     | 1             | 0                 | 0            | 1         |
| MURCIA                      | 1                     | 0          | 1         | 0                               | 0                      | 0                          | 0                 | 0                     | 1             | 0                 | 0            | 1         |
| NAVARRA                     | 0                     | 0          | 0         | 0                               | 0                      | 0                          | 0                 | 0                     | 0             | 0                 | 0            | 0         |
| PAÍS VASCO                  | 0                     | 0          | 0         | 0                               | 0                      | 0                          | 0                 | 0                     | 0             | 0                 | 0            | 0         |
| ARABA/ÁLAVA                 | 0                     | 0          | 0         | 0                               | 0                      | 0                          | 0                 | 0                     | 0             | 0                 | 0            | 0         |
| GIPUZKOA                    | 0                     | 0          | 0         | 0                               | 0                      | 0                          | 0                 | 0                     | 0             | 0                 | 0            | 0         |
| BIZKAIA                     | 0                     | 0          | 0         | 0                               | 0                      | 0                          | 0                 | 0                     | 0             | 0                 | 0            | 0         |
| LA RIOJA                    | 0                     | 0          | 0         | 0                               | 0                      | 0                          | 0                 | 0                     | 0             | 0                 | 0            | 0         |
| CEUTA                       | 0                     | 0          | 0         | 0                               | 0                      | 0                          | 0                 | 0                     | 0             | 0                 | 0            | 0         |
| MELILLA                     | 4                     | 0          | 4         | 0                               | 1                      | 0                          | 0                 | 0                     | 3             | 0                 | 0            | 4         |
| <b>TOTAL ESTADO</b>         | <b>11</b>             | <b>0</b>   | <b>11</b> | <b>0</b>                        | <b>1</b>               | <b>2</b>                   | <b>1</b>          | <b>0</b>              | <b>7</b>      | <b>0</b>          | <b>0</b>     | <b>11</b> |

**PRESTACIONES DEL REAL DECRETO 383/1984, DE 1 DE FEBRERO  
REVISIONES DE OFICIO E INSTANCIA DE PARTE EFECTUADAS EN ASPF  
DATOS DE GESTIÓN CORRESPONDIENTES AL MES DE OCTUBRE DE 2015**

| CC.AA.<br>Y/O<br>PROVINCIAS | REVISIONES EFECTUADAS |            |       | CAUSAS DE EXTINCIÓN DEL DERECHO |                       |               |                   |              |       |
|-----------------------------|-----------------------|------------|-------|---------------------------------|-----------------------|---------------|-------------------|--------------|-------|
|                             | Extinción<br>Derecho  | Suspensión | TOTAL | Prestación<br>Incompatible      | Pérdida<br>Residencia | Fallecimiento | Grado y<br>Baremo | Alta<br>S.S. | TOTAL |
| ANDALUCÍA                   | 2                     | 0          | 2     | 0                               | 0                     | 2             | 0                 | 0            | 2     |
| ALMERÍA                     | 0                     | 0          | 0     | 0                               | 0                     | 0             | 0                 | 0            | 0     |
| CÁDIZ                       | 0                     | 0          | 0     | 0                               | 0                     | 0             | 0                 | 0            | 0     |
| CÓRDOBA                     | 0                     | 0          | 0     | 0                               | 0                     | 0             | 0                 | 0            | 0     |
| GRANADA                     | 0                     | 0          | 0     | 0                               | 0                     | 0             | 0                 | 0            | 0     |
| HUELVA                      | 0                     | 0          | 0     | 0                               | 0                     | 0             | 0                 | 0            | 0     |
| JAÉN                        | 0                     | 0          | 0     | 0                               | 0                     | 0             | 0                 | 0            | 0     |
| MÁLAGA                      | 2                     | 0          | 2     | 0                               | 0                     | 2             | 0                 | 0            | 2     |
| SEVILLA                     | 0                     | 0          | 0     | 0                               | 0                     | 0             | 0                 | 0            | 0     |
| ARAGÓN                      | 1                     | 0          | 1     | 1                               | 0                     | 0             | 0                 | 0            | 1     |
| HUESCA                      | 1                     | 0          | 1     | 1                               | 0                     | 0             | 0                 | 0            | 1     |
| TERUEL                      | 0                     | 0          | 0     | 0                               | 0                     | 0             | 0                 | 0            | 0     |
| ZARAGOZA                    | 0                     | 0          | 0     | 0                               | 0                     | 0             | 0                 | 0            | 0     |
| ASTURIAS                    | 0                     | 0          | 0     | 0                               | 0                     | 0             | 0                 | 0            | 0     |
| ILLES BALEARS               | 0                     | 0          | 0     | 0                               | 0                     | 0             | 0                 | 0            | 0     |
| CANARIAS                    | 0                     | 0          | 0     | 0                               | 0                     | 0             | 0                 | 0            | 0     |
| LAS PALMAS                  | 0                     | 0          | 0     | 0                               | 0                     | 0             | 0                 | 0            | 0     |
| S.C. TENERIFE               | 0                     | 0          | 0     | 0                               | 0                     | 0             | 0                 | 0            | 0     |
| CANTABRIA                   | 0                     | 0          | 0     | 0                               | 0                     | 0             | 0                 | 0            | 0     |
| CASTILLA Y LEÓN             | 0                     | 0          | 0     | 0                               | 0                     | 0             | 0                 | 0            | 0     |
| ÁVILA                       | 0                     | 0          | 0     | 0                               | 0                     | 0             | 0                 | 0            | 0     |
| BURGOS                      | 0                     | 0          | 0     | 0                               | 0                     | 0             | 0                 | 0            | 0     |
| LEÓN                        | 0                     | 0          | 0     | 0                               | 0                     | 0             | 0                 | 0            | 0     |
| PALENCIA                    | 0                     | 0          | 0     | 0                               | 0                     | 0             | 0                 | 0            | 0     |
| SALAMANCA                   | 0                     | 0          | 0     | 0                               | 0                     | 0             | 0                 | 0            | 0     |
| SEGOVIA                     | 0                     | 0          | 0     | 0                               | 0                     | 0             | 0                 | 0            | 0     |
| SORIA                       | 0                     | 0          | 0     | 0                               | 0                     | 0             | 0                 | 0            | 0     |
| VALLADOLID                  | 0                     | 0          | 0     | 0                               | 0                     | 0             | 0                 | 0            | 0     |
| ZAMORA                      | 0                     | 0          | 0     | 0                               | 0                     | 0             | 0                 | 0            | 0     |
| CASTILLA-LA MANCHA          | 0                     | 0          | 0     | 0                               | 0                     | 0             | 0                 | 0            | 0     |
| ALBACETE                    | 0                     | 0          | 0     | 0                               | 0                     | 0             | 0                 | 0            | 0     |
| CIUDAD REAL                 | 0                     | 0          | 0     | 0                               | 0                     | 0             | 0                 | 0            | 0     |
| CUENCA                      | 0                     | 0          | 0     | 0                               | 0                     | 0             | 0                 | 0            | 0     |
| GUADALAJARA                 | 0                     | 0          | 0     | 0                               | 0                     | 0             | 0                 | 0            | 0     |
| TOLEDO                      | 0                     | 0          | 0     | 0                               | 0                     | 0             | 0                 | 0            | 0     |

| CC.AA.<br>Y/O<br>PROVINCIAS | REVISIONES EFECTUADAS |            |          | CAUSAS DE EXTINCIÓN DEL DERECHO |                       |               |                   |              |          |
|-----------------------------|-----------------------|------------|----------|---------------------------------|-----------------------|---------------|-------------------|--------------|----------|
|                             | Extinción<br>Derecho  | Suspensión | TOTAL    | Prestación<br>Incompatible      | Pérdida<br>Residencia | Fallecimiento | Grado y<br>Baremo | Alta<br>S.S. | TOTAL    |
| CATALUNYA                   | 0                     | 0          | 0        | 0                               | 0                     | 0             | 0                 | 0            | 0        |
| BARCELONA                   | 0                     | 0          | 0        | 0                               | 0                     | 0             | 0                 | 0            | 0        |
| GIRONA                      | 0                     | 0          | 0        | 0                               | 0                     | 0             | 0                 | 0            | 0        |
| LLEIDA                      | 0                     | 0          | 0        | 0                               | 0                     | 0             | 0                 | 0            | 0        |
| TARRAGONA                   | 0                     | 0          | 0        | 0                               | 0                     | 0             | 0                 | 0            | 0        |
| COMUNIDAD VALENCIANA        | 0                     | 0          | 0        | 0                               | 0                     | 0             | 0                 | 0            | 0        |
| ALICANTE                    | 0                     | 0          | 0        | 0                               | 0                     | 0             | 0                 | 0            | 0        |
| CASTELLÓN                   | 0                     | 0          | 0        | 0                               | 0                     | 0             | 0                 | 0            | 0        |
| VALENCIA                    | 0                     | 0          | 0        | 0                               | 0                     | 0             | 0                 | 0            | 0        |
| EXTREMADURA                 | 0                     | 0          | 0        | 0                               | 0                     | 0             | 0                 | 0            | 0        |
| BADAJOS                     | 0                     | 0          | 0        | 0                               | 0                     | 0             | 0                 | 0            | 0        |
| CÁCERES                     | 0                     | 0          | 0        | 0                               | 0                     | 0             | 0                 | 0            | 0        |
| GALICIA                     | 2                     | 0          | 2        | 2                               | 0                     | 0             | 0                 | 0            | 2        |
| A CORUÑA                    | 0                     | 0          | 0        | 0                               | 0                     | 0             | 0                 | 0            | 0        |
| LUGO                        | 1                     | 0          | 1        | 1                               | 0                     | 0             | 0                 | 0            | 1        |
| OURENSE                     | 0                     | 0          | 0        | 0                               | 0                     | 0             | 0                 | 0            | 0        |
| PONTEVEDRA                  | 1                     | 0          | 1        | 1                               | 0                     | 0             | 0                 | 0            | 1        |
| MADRID                      | 0                     | 0          | 0        | 0                               | 0                     | 0             | 0                 | 0            | 0        |
| MURCIA                      | 0                     | 0          | 0        | 0                               | 0                     | 0             | 0                 | 0            | 0        |
| NAVARRA                     | 0                     | 0          | 0        | 0                               | 0                     | 0             | 0                 | 0            | 0        |
| PAÍS VASCO                  | 0                     | 0          | 0        | 0                               | 0                     | 0             | 0                 | 0            | 0        |
| ARABA/ÁLAVA                 | 0                     | 0          | 0        | 0                               | 0                     | 0             | 0                 | 0            | 0        |
| GIPUZKOA                    | 0                     | 0          | 0        | 0                               | 0                     | 0             | 0                 | 0            | 0        |
| BIZKAIA                     | 0                     | 0          | 0        | 0                               | 0                     | 0             | 0                 | 0            | 0        |
| LA RIOJA                    | 0                     | 0          | 0        | 0                               | 0                     | 0             | 0                 | 0            | 0        |
| CEUTA                       | 0                     | 0          | 0        | 0                               | 0                     | 0             | 0                 | 0            | 0        |
| MELILLA                     | 0                     | 0          | 0        | 0                               | 0                     | 0             | 0                 | 0            | 0        |
| <b>TOTAL ESTADO</b>         | <b>5</b>              | <b>0</b>   | <b>5</b> | <b>3</b>                        | <b>0</b>              | <b>2</b>      | <b>0</b>          | <b>0</b>     | <b>5</b> |

**PRESTACIONES DEL REAL DECRETO 383/1984, DE 1 DE FEBRERO  
TOTAL REVISIONES DE OFICIO E INSTANCIA DE PARTE EFECTUADAS  
DATOS DE GESTIÓN CORRESPONDIENTES AL MES DE OCTUBRE DE 2015**

| CC.AA.<br><br>Y/O<br><br>PROVINCIAS | REVISIONES EFECTUADAS    |                          |              |       | CAUSAS DE EXTINCIÓN DEL DERECHO |                         |                            |                                |                       |                           |               |                       |                  |       |
|-------------------------------------|--------------------------|--------------------------|--------------|-------|---------------------------------|-------------------------|----------------------------|--------------------------------|-----------------------|---------------------------|---------------|-----------------------|------------------|-------|
|                                     | Modifica.<br><br>Cuantía | Extinción<br><br>Derecho | Suspensión   |       | TOTAL                           | Recursos<br><br>Propios | Recursos<br><br>Familiares | Prestación<br><br>Incompatible | Ingreso<br><br>Centro | Pérdida<br><br>Residencia | Fallecimiento | Grado y<br><br>Baremo | Alta<br><br>S.S. | TOTAL |
|                                     |                          |                          | Act. Laboral | Otras |                                 |                         |                            |                                |                       |                           |               |                       |                  |       |
| ANDALUCÍA                           | 0                        | 21                       | 0            | 0     | 21                              | 9                       | 0                          | 4                              | 0                     | 1                         | 7             | 0                     | 0                | 21    |
| ALMERÍA                             | 0                        | 4                        | 0            | 0     | 4                               | 2                       | 0                          | 2                              | 0                     | 0                         | 0             | 0                     | 0                | 4     |
| CÁDIZ                               | 0                        | 0                        | 0            | 0     | 0                               | 0                       | 0                          | 0                              | 0                     | 0                         | 0             | 0                     | 0                | 0     |
| CÓRDOBA                             | 0                        | 1                        | 0            | 0     | 1                               | 1                       | 0                          | 0                              | 0                     | 0                         | 0             | 0                     | 0                | 1     |
| GRANADA                             | 0                        | 1                        | 0            | 0     | 1                               | 1                       | 0                          | 0                              | 0                     | 0                         | 0             | 0                     | 0                | 1     |
| HUELVA                              | 0                        | 1                        | 0            | 0     | 1                               | 1                       | 0                          | 0                              | 0                     | 0                         | 0             | 0                     | 0                | 1     |
| JAÉN                                | 0                        | 0                        | 0            | 0     | 0                               | 0                       | 0                          | 0                              | 0                     | 0                         | 0             | 0                     | 0                | 0     |
| MÁLAGA                              | 0                        | 12                       | 0            | 0     | 12                              | 4                       | 0                          | 1                              | 0                     | 0                         | 7             | 0                     | 0                | 12    |
| SEVILLA                             | 0                        | 2                        | 0            | 0     | 2                               | 0                       | 0                          | 1                              | 0                     | 1                         | 0             | 0                     | 0                | 2     |
| ARAGÓN                              | 0                        | 4                        | 0            | 0     | 4                               | 0                       | 0                          | 2                              | 0                     | 0                         | 2             | 0                     | 0                | 4     |
| HUESCA                              | 0                        | 2                        | 0            | 0     | 2                               | 0                       | 0                          | 1                              | 0                     | 0                         | 1             | 0                     | 0                | 2     |
| TERUEL                              | 0                        | 2                        | 0            | 0     | 2                               | 0                       | 0                          | 1                              | 0                     | 0                         | 1             | 0                     | 0                | 2     |
| ZARAGOZA                            | 0                        | 0                        | 0            | 0     | 0                               | 0                       | 0                          | 0                              | 0                     | 0                         | 0             | 0                     | 0                | 0     |
| ASTURIAS                            | 0                        | 3                        | 0            | 0     | 3                               | 0                       | 0                          | 1                              | 0                     | 0                         | 2             | 0                     | 0                | 3     |
| ILLES BALEARS                       | 0                        | 1                        | 0            | 0     | 1                               | 0                       | 0                          | 0                              | 0                     | 0                         | 1             | 0                     | 0                | 1     |
| CANARIAS                            | 0                        | 1                        | 0            | 0     | 1                               | 0                       | 0                          | 1                              | 0                     | 0                         | 0             | 0                     | 0                | 1     |
| LAS PALMAS                          | 0                        | 1                        | 0            | 0     | 1                               | 0                       | 0                          | 1                              | 0                     | 0                         | 0             | 0                     | 0                | 1     |
| S.C. TENERIFE                       | 0                        | 0                        | 0            | 0     | 0                               | 0                       | 0                          | 0                              | 0                     | 0                         | 0             | 0                     | 0                | 0     |
| CANTABRIA                           | 0                        | 3                        | 0            | 0     | 3                               | 0                       | 0                          | 1                              | 0                     | 0                         | 2             | 0                     | 0                | 3     |
| CASTILLA Y LEÓN                     | 0                        | 32                       | 0            | 0     | 32                              | 3                       | 0                          | 22                             | 2                     | 0                         | 5             | 0                     | 0                | 32    |
| ÁVILA                               | 0                        | 1                        | 0            | 0     | 1                               | 0                       | 0                          | 1                              | 0                     | 0                         | 0             | 0                     | 0                | 1     |
| BURGOS                              | 0                        | 2                        | 0            | 0     | 2                               | 0                       | 0                          | 1                              | 0                     | 0                         | 1             | 0                     | 0                | 2     |
| LEÓN                                | 0                        | 20                       | 0            | 0     | 20                              | 0                       | 0                          | 18                             | 0                     | 0                         | 2             | 0                     | 0                | 20    |
| PALENCIA                            | 0                        | 2                        | 0            | 0     | 2                               | 2                       | 0                          | 0                              | 0                     | 0                         | 0             | 0                     | 0                | 2     |
| SALAMANCA                           | 0                        | 4                        | 0            | 0     | 4                               | 0                       | 0                          | 2                              | 2                     | 0                         | 0             | 0                     | 0                | 4     |
| SEGOVIA                             | 0                        | 0                        | 0            | 0     | 0                               | 0                       | 0                          | 0                              | 0                     | 0                         | 0             | 0                     | 0                | 0     |
| SORIA                               | 0                        | 1                        | 0            | 0     | 1                               | 0                       | 0                          | 0                              | 0                     | 0                         | 1             | 0                     | 0                | 1     |
| VALLADOLID                          | 0                        | 0                        | 0            | 0     | 0                               | 0                       | 0                          | 0                              | 0                     | 0                         | 0             | 0                     | 0                | 0     |
| ZAMORA                              | 0                        | 2                        | 0            | 0     | 2                               | 1                       | 0                          | 0                              | 0                     | 0                         | 1             | 0                     | 0                | 2     |
| CASTILLA-LA MANCHA                  | 0                        | 7                        | 0            | 0     | 7                               | 0                       | 0                          | 3                              | 0                     | 0                         | 4             | 0                     | 0                | 7     |
| ALBACETE                            | 0                        | 1                        | 0            | 0     | 1                               | 0                       | 0                          | 1                              | 0                     | 0                         | 0             | 0                     | 0                | 1     |
| CIUDAD REAL                         | 0                        | 0                        | 0            | 0     | 0                               | 0                       | 0                          | 0                              | 0                     | 0                         | 0             | 0                     | 0                | 0     |
| CUENCA                              | 0                        | 1                        | 0            | 0     | 1                               | 0                       | 0                          | 0                              | 0                     | 0                         | 1             | 0                     | 0                | 1     |
| GUADALAJARA                         | 0                        | 3                        | 0            | 0     | 3                               | 0                       | 0                          | 1                              | 0                     | 0                         | 2             | 0                     | 0                | 3     |
| TOLEDO                              | 0                        | 2                        | 0            | 0     | 2                               | 0                       | 0                          | 1                              | 0                     | 0                         | 1             | 0                     | 0                | 2     |

(Continúa al dorso)

| CC.AA.<br>Y/O<br>PROVINCIAS | REVISIONES EFECTUADAS |                      |              |       |       | CAUSAS DE EXTINCIÓN DEL DERECHO |                        |                            |                   |                       |               |                   |              |       |
|-----------------------------|-----------------------|----------------------|--------------|-------|-------|---------------------------------|------------------------|----------------------------|-------------------|-----------------------|---------------|-------------------|--------------|-------|
|                             | Modifica.<br>Cuantía  | Extinción<br>Derecho | Suspensión   |       | TOTAL | Recursos<br>Propios             | Recursos<br>Familiares | Prestación<br>Incompatible | Ingreso<br>Centro | Pérdida<br>Residencia | Fallecimiento | Grado y<br>Baremo | Alta<br>S.S. | TOTAL |
|                             |                       |                      | Act. Laboral | Otras |       |                                 |                        |                            |                   |                       |               |                   |              |       |
| CATALUNYA                   | 0                     | 8                    | 0            | 0     | 8     | 0                               | 0                      | 6                          | 0                 | 0                     | 2             | 0                 | 0            | 8     |
| BARCELONA                   | 0                     | 5                    | 0            | 0     | 5     | 0                               | 0                      | 3                          | 0                 | 0                     | 2             | 0                 | 0            | 5     |
| GIRONA                      | 0                     | 2                    | 0            | 0     | 2     | 0                               | 0                      | 2                          | 0                 | 0                     | 0             | 0                 | 0            | 2     |
| LLEIDA                      | 0                     | 1                    | 0            | 0     | 1     | 0                               | 0                      | 1                          | 0                 | 0                     | 0             | 0                 | 0            | 1     |
| TARRAGONA                   | 0                     | 0                    | 0            | 0     | 0     | 0                               | 0                      | 0                          | 0                 | 0                     | 0             | 0                 | 0            | 0     |
| COMUNIDAD VALENCIANA        | 0                     | 8                    | 0            | 0     | 8     | 0                               | 0                      | 4                          | 0                 | 0                     | 4             | 0                 | 0            | 8     |
| ALICANTE                    | 0                     | 5                    | 0            | 0     | 5     | 0                               | 0                      | 4                          | 0                 | 0                     | 1             | 0                 | 0            | 5     |
| CASTELLÓN                   | 0                     | 2                    | 0            | 0     | 2     | 0                               | 0                      | 0                          | 0                 | 0                     | 2             | 0                 | 0            | 2     |
| VALENCIA                    | 0                     | 1                    | 0            | 0     | 1     | 0                               | 0                      | 0                          | 0                 | 0                     | 1             | 0                 | 0            | 1     |
| EXTREMADURA                 | 0                     | 7                    | 0            | 0     | 7     | 0                               | 0                      | 4                          | 0                 | 0                     | 3             | 0                 | 0            | 7     |
| BADAJOS                     | 0                     | 7                    | 0            | 0     | 7     | 0                               | 0                      | 4                          | 0                 | 0                     | 3             | 0                 | 0            | 7     |
| CÁCERES                     | 0                     | 0                    | 0            | 0     | 0     | 0                               | 0                      | 0                          | 0                 | 0                     | 0             | 0                 | 0            | 0     |
| GALICIA                     | 0                     | 7                    | 0            | 0     | 7     | 0                               | 0                      | 4                          | 0                 | 0                     | 3             | 0                 | 0            | 7     |
| A CORUÑA                    | 0                     | 0                    | 0            | 0     | 0     | 0                               | 0                      | 0                          | 0                 | 0                     | 0             | 0                 | 0            | 0     |
| LUGO                        | 0                     | 1                    | 0            | 0     | 1     | 0                               | 0                      | 1                          | 0                 | 0                     | 0             | 0                 | 0            | 1     |
| OURENSE                     | 0                     | 0                    | 0            | 0     | 0     | 0                               | 0                      | 0                          | 0                 | 0                     | 0             | 0                 | 0            | 0     |
| PONTEVEDRA                  | 0                     | 6                    | 0            | 0     | 6     | 0                               | 0                      | 3                          | 0                 | 0                     | 3             | 0                 | 0            | 6     |
| MADRID                      | 0                     | 8                    | 0            | 0     | 8     | 0                               | 0                      | 4                          | 0                 | 0                     | 4             | 0                 | 0            | 8     |
| MURCIA                      | 0                     | 21                   | 0            | 0     | 21    | 1                               | 0                      | 15                         | 0                 | 0                     | 5             | 0                 | 0            | 21    |
| NAVARRA                     | 0                     | 0                    | 0            | 0     | 0     | 0                               | 0                      | 0                          | 0                 | 0                     | 0             | 0                 | 0            | 0     |
| PAÍS VASCO                  | 0                     | 0                    | 0            | 0     | 0     | 0                               | 0                      | 0                          | 0                 | 0                     | 0             | 0                 | 0            | 0     |
| ARABA/ÁLAVA                 | 0                     | 0                    | 0            | 0     | 0     | 0                               | 0                      | 0                          | 0                 | 0                     | 0             | 0                 | 0            | 0     |
| GIPUZKOA                    | 0                     | 0                    | 0            | 0     | 0     | 0                               | 0                      | 0                          | 0                 | 0                     | 0             | 0                 | 0            | 0     |
| BIZKAIA                     | 0                     | 0                    | 0            | 0     | 0     | 0                               | 0                      | 0                          | 0                 | 0                     | 0             | 0                 | 0            | 0     |
| LA RIOJA                    | 0                     | 2                    | 0            | 0     | 2     | 2                               | 0                      | 0                          | 0                 | 0                     | 0             | 0                 | 0            | 2     |
| CEUTA                       | 0                     | 0                    | 0            | 0     | 0     | 0                               | 0                      | 0                          | 0                 | 0                     | 0             | 0                 | 0            | 0     |
| MELILLA                     | 0                     | 4                    | 0            | 0     | 4     | 0                               | 1                      | 0                          | 0                 | 0                     | 3             | 0                 | 0            | 4     |

|              |   |     |   |   |     |    |   |    |   |   |    |   |   |     |
|--------------|---|-----|---|---|-----|----|---|----|---|---|----|---|---|-----|
| TOTAL ESTADO | 0 | 137 | 0 | 0 | 137 | 15 | 1 | 71 | 2 | 1 | 47 | 0 | 0 | 137 |
|--------------|---|-----|---|---|-----|----|---|----|---|---|----|---|---|-----|

**PRESTACIONES DEL REAL DECRETO 383/1984, DE 1 DE FEBRERO  
REVISIONES DE OFICIO E INSTANCIA DE PARTE EFECTUADAS DE SGIM  
DATOS DE GESTIÓN CORRESPONDIENTES AL AÑO 2015 HASTA OCTUBRE**

| CC.AA.<br>Y/O<br>PROVINCIAS | REVISIONES EFECTUADAS |                      |              |       | CAUSAS DE EXTINCIÓN DEL DERECHO |                     |                            |                       |               |                   |       |
|-----------------------------|-----------------------|----------------------|--------------|-------|---------------------------------|---------------------|----------------------------|-----------------------|---------------|-------------------|-------|
|                             | Modifica.<br>Cuantía  | Extinción<br>Derecho | Suspensión   |       | TOTAL                           | Recursos<br>Propios | Prestación<br>Incompatible | Pérdida<br>Residencia | Fallecimiento | Grado y<br>Baremo | TOTAL |
|                             |                       |                      | Act. Laboral | Otras |                                 |                     |                            |                       |               |                   |       |
| <b>ANDALUCÍA</b>            | 0                     | 353                  | 2            | 12    | 367                             | 161                 | 70                         | 2                     | 120           | 0                 | 353   |
| ALMERÍA                     | 0                     | 86                   | 0            | 0     | 86                              | 40                  | 13                         | 0                     | 33            | 0                 | 86    |
| CÁDIZ                       | 0                     | 28                   | 0            | 0     | 28                              | 11                  | 11                         | 0                     | 6             | 0                 | 28    |
| CÓRDOBA                     | 0                     | 26                   | 1            | 1     | 28                              | 7                   | 11                         | 0                     | 8             | 0                 | 26    |
| GRANADA                     | 0                     | 16                   | 0            | 0     | 16                              | 3                   | 6                          | 0                     | 7             | 0                 | 16    |
| HUELVA                      | 0                     | 7                    | 0            | 0     | 7                               | 2                   | 0                          | 1                     | 4             | 0                 | 7     |
| JAÉN                        | 0                     | 25                   | 0            | 0     | 25                              | 10                  | 3                          | 0                     | 12            | 0                 | 25    |
| MÁLAGA                      | 0                     | 136                  | 1            | 11    | 148                             | 76                  | 14                         | 0                     | 46            | 0                 | 136   |
| SEVILLA                     | 0                     | 29                   | 0            | 0     | 29                              | 12                  | 12                         | 1                     | 4             | 0                 | 29    |
| <b>ARAGÓN</b>               | 0                     | 11                   | 0            | 0     | 11                              | 0                   | 7                          | 0                     | 4             | 0                 | 11    |
| HUESCA                      | 0                     | 9                    | 0            | 0     | 9                               | 0                   | 6                          | 0                     | 3             | 0                 | 9     |
| TERUEL                      | 0                     | 2                    | 0            | 0     | 2                               | 0                   | 1                          | 0                     | 1             | 0                 | 2     |
| ZARAGOZA                    | 0                     | 0                    | 0            | 0     | 0                               | 0                   | 0                          | 0                     | 0             | 0                 | 0     |
| <b>ASTURIAS</b>             | 0                     | 37                   | 0            | 0     | 37                              | 0                   | 20                         | 0                     | 17            | 0                 | 37    |
| <b>ILLES BALEARS</b>        | 0                     | 12                   | 0            | 0     | 12                              | 0                   | 8                          | 0                     | 4             | 0                 | 12    |
| <b>CANARIAS</b>             | 0                     | 3                    | 0            | 0     | 3                               | 0                   | 3                          | 0                     | 0             | 0                 | 3     |
| LAS PALMAS                  | 0                     | 3                    | 0            | 0     | 3                               | 0                   | 3                          | 0                     | 0             | 0                 | 3     |
| S.C. TENERIFE               | 0                     | 0                    | 0            | 0     | 0                               | 0                   | 0                          | 0                     | 0             | 0                 | 0     |
| <b>CANTABRIA</b>            | 0                     | 12                   | 0            | 0     | 12                              | 1                   | 2                          | 0                     | 9             | 0                 | 12    |
| <b>CASTILLA Y LEÓN</b>      | 0                     | 130                  | 0            | 1     | 131                             | 22                  | 63                         | 0                     | 45            | 0                 | 130   |
| ÁVILA                       | 0                     | 14                   | 0            | 1     | 15                              | 0                   | 7                          | 0                     | 7             | 0                 | 14    |
| BURGOS                      | 0                     | 9                    | 0            | 0     | 9                               | 1                   | 2                          | 0                     | 6             | 0                 | 9     |
| LEÓN                        | 0                     | 37                   | 0            | 0     | 37                              | 0                   | 30                         | 0                     | 7             | 0                 | 37    |
| PALENCIA                    | 0                     | 8                    | 0            | 0     | 8                               | 8                   | 0                          | 0                     | 0             | 0                 | 8     |
| SALAMANCA                   | 0                     | 20                   | 0            | 0     | 20                              | 6                   | 6                          | 0                     | 8             | 0                 | 20    |
| SEGOVIA                     | 0                     | 7                    | 0            | 0     | 7                               | 0                   | 2                          | 0                     | 5             | 0                 | 7     |
| SORIA                       | 0                     | 10                   | 0            | 0     | 10                              | 0                   | 7                          | 0                     | 3             | 0                 | 10    |
| VALLADOLID                  | 0                     | 12                   | 0            | 0     | 12                              | 0                   | 7                          | 0                     | 5             | 0                 | 12    |
| ZAMORA                      | 0                     | 13                   | 0            | 0     | 13                              | 7                   | 2                          | 0                     | 4             | 0                 | 13    |
| <b>CASTILLA-LA MANCHA</b>   | 0                     | 69                   | 0            | 0     | 69                              | 6                   | 35                         | 3                     | 25            | 0                 | 69    |
| ALBACETE                    | 0                     | 15                   | 0            | 0     | 15                              | 2                   | 9                          | 0                     | 4             | 0                 | 15    |
| CIUDAD REAL                 | 0                     | 8                    | 0            | 0     | 8                               | 0                   | 6                          | 1                     | 1             | 0                 | 8     |
| CUENCA                      | 0                     | 14                   | 0            | 0     | 14                              | 4                   | 3                          | 2                     | 5             | 0                 | 14    |
| GUADALAJARA                 | 0                     | 6                    | 0            | 0     | 6                               | 0                   | 2                          | 0                     | 4             | 0                 | 6     |
| TOLEDO                      | 0                     | 26                   | 0            | 0     | 26                              | 0                   | 15                         | 0                     | 11            | 0                 | 26    |

(Continúa al dorso)

| CC.AA.<br>Y/O<br>PROVINCIAS | REVISIONES EFECTUADAS |                      |                 |           | CAUSAS DE EXTINCIÓN DEL DERECHO |                     |                            |                       |               |                   |              |
|-----------------------------|-----------------------|----------------------|-----------------|-----------|---------------------------------|---------------------|----------------------------|-----------------------|---------------|-------------------|--------------|
|                             | Modifica.<br>Cuantía  | Extinción<br>Derecho | Suspensión SGIM |           | TOTAL                           | Recursos<br>Propios | Prestación<br>Incompatible | Pérdida<br>Residencia | Fallecimiento | Grado y<br>Baremo | TOTAL        |
|                             |                       |                      | Act. Laboral    | Otras     |                                 |                     |                            |                       |               |                   |              |
| CATALUNYA                   | 0                     | 90                   | 0               | 0         | 90                              | 0                   | 43                         | 0                     | 47            | 0                 | 90           |
| BARCELONA                   | 0                     | 59                   | 0               | 0         | 59                              | 0                   | 30                         | 0                     | 29            | 0                 | 59           |
| GIRONA                      | 0                     | 11                   | 0               | 0         | 11                              | 0                   | 4                          | 0                     | 7             | 0                 | 11           |
| LLEIDA                      | 0                     | 8                    | 0               | 0         | 8                               | 0                   | 3                          | 0                     | 5             | 0                 | 8            |
| TARRAGONA                   | 0                     | 12                   | 0               | 0         | 12                              | 0                   | 6                          | 0                     | 6             | 0                 | 12           |
| COMUNIDAD VALENCIANA        | 0                     | 126                  | 0               | 0         | 126                             | 13                  | 67                         | 0                     | 46            | 0                 | 126          |
| ALICANTE                    | 0                     | 89                   | 0               | 0         | 89                              | 0                   | 56                         | 0                     | 33            | 0                 | 89           |
| CASTELLÓN                   | 0                     | 13                   | 0               | 0         | 13                              | 0                   | 8                          | 0                     | 5             | 0                 | 13           |
| VALENCIA                    | 0                     | 24                   | 0               | 0         | 24                              | 13                  | 3                          | 0                     | 8             | 0                 | 24           |
| EXTREMADURA                 | 0                     | 76                   | 0               | 7         | 83                              | 7                   | 40                         | 0                     | 29            | 0                 | 76           |
| BADAJOS                     | 0                     | 40                   | 0               | 7         | 47                              | 7                   | 19                         | 0                     | 14            | 0                 | 40           |
| CÁCERES                     | 0                     | 36                   | 0               | 0         | 36                              | 0                   | 21                         | 0                     | 15            | 0                 | 36           |
| GALICIA                     | 2                     | 35                   | 0               | 3         | 40                              | 0                   | 17                         | 2                     | 16            | 0                 | 35           |
| A CORUÑA                    | 0                     | 2                    | 0               | 0         | 2                               | 0                   | 1                          | 1                     | 0             | 0                 | 2            |
| LUGO                        | 0                     | 2                    | 0               | 0         | 2                               | 0                   | 1                          | 0                     | 1             | 0                 | 2            |
| OURENSE                     | 0                     | 9                    | 0               | 0         | 9                               | 0                   | 4                          | 1                     | 4             | 0                 | 9            |
| PONTEVEDRA                  | 2                     | 22                   | 0               | 3         | 27                              | 0                   | 11                         | 0                     | 11            | 0                 | 22           |
| MADRID                      | 0                     | 83                   | 0               | 0         | 83                              | 0                   | 42                         | 0                     | 41            | 0                 | 83           |
| MURCIA                      | 1                     | 188                  | 1               | 15        | 205                             | 19                  | 96                         | 0                     | 73            | 0                 | 188          |
| NAVARRA                     | 0                     | 13                   | 0               | 0         | 13                              | 5                   | 5                          | 0                     | 3             | 0                 | 13           |
| PAÍS VASCO                  | 0                     | 11                   | 0               | 0         | 11                              | 3                   | 4                          | 0                     | 4             | 0                 | 11           |
| ARABA/ÁLAVA                 | 0                     | 3                    | 0               | 0         | 3                               | 0                   | 1                          | 0                     | 2             | 0                 | 3            |
| GIPUZKOA                    | 0                     | 0                    | 0               | 0         | 0                               | 0                   | 0                          | 0                     | 0             | 0                 | 0            |
| BIZKAIA                     | 0                     | 8                    | 0               | 0         | 8                               | 3                   | 3                          | 0                     | 2             | 0                 | 8            |
| LA RIOJA                    | 0                     | 9                    | 0               | 0         | 9                               | 5                   | 1                          | 0                     | 3             | 0                 | 9            |
| CEUTA                       | 0                     | 7                    | 0               | 0         | 7                               | 1                   | 2                          | 0                     | 4             | 0                 | 7            |
| MELILLA                     | 2                     | 5                    | 0               | 0         | 7                               | 1                   | 2                          | 0                     | 2             | 0                 | 5            |
| <b>TOTAL ESTADO</b>         | <b>5</b>              | <b>1.270</b>         | <b>3</b>        | <b>38</b> | <b>1.316</b>                    | <b>244</b>          | <b>527</b>                 | <b>7</b>              | <b>492</b>    | <b>0</b>          | <b>1.270</b> |

**PRESTACIONES DEL REAL DECRETO 383/1984, DE 1 DE FEBRERO  
REVISIONES DE OFICIO E INSTANCIA DE PARTE EFECTUADAS EN SATP  
DATOS DE GESTIÓN CORRESPONDIENTES AL AÑO 2015 HASTA OCTUBRE**

| CC.AA.<br>Y/O<br>PROVINCIAS | REVISIONES EFECTUADAS |            |       | CAUSAS DE EXTINCIÓN DEL DERECHO |                            |                   |                       |               |                   |              |       |
|-----------------------------|-----------------------|------------|-------|---------------------------------|----------------------------|-------------------|-----------------------|---------------|-------------------|--------------|-------|
|                             | Extinción<br>Derecho  | Suspensión | TOTAL | Recursos<br>Propios             | Prestación<br>Incompatible | Ingreso<br>Centro | Pérdida<br>Residencia | Fallecimiento | Grado y<br>Baremo | Alta<br>S.S. | TOTAL |
| ANDALUCÍA                   | 44                    | 2          | 46    | 15                              | 14                         | 2                 | 0                     | 13            | 0                 | 0            | 44    |
| ALMERÍA                     | 13                    | 0          | 13    | 2                               | 4                          | 2                 | 0                     | 5             | 0                 | 0            | 13    |
| CÁDIZ                       | 5                     | 0          | 5     | 4                               | 0                          | 0                 | 0                     | 1             | 0                 | 0            | 5     |
| CÓRDOBA                     | 7                     | 0          | 7     | 2                               | 4                          | 0                 | 0                     | 1             | 0                 | 0            | 7     |
| GRANADA                     | 3                     | 0          | 3     | 0                               | 1                          | 0                 | 0                     | 2             | 0                 | 0            | 3     |
| HUELVA                      | 0                     | 0          | 0     | 0                               | 0                          | 0                 | 0                     | 0             | 0                 | 0            | 0     |
| JAÉN                        | 2                     | 0          | 2     | 1                               | 1                          | 0                 | 0                     | 0             | 0                 | 0            | 2     |
| MÁLAGA                      | 6                     | 2          | 8     | 2                               | 0                          | 0                 | 0                     | 4             | 0                 | 0            | 6     |
| SEVILLA                     | 8                     | 0          | 8     | 4                               | 4                          | 0                 | 0                     | 0             | 0                 | 0            | 8     |
| ARAGÓN                      | 0                     | 0          | 0     | 0                               | 0                          | 0                 | 0                     | 0             | 0                 | 0            | 0     |
| HUESCA                      | 0                     | 0          | 0     | 0                               | 0                          | 0                 | 0                     | 0             | 0                 | 0            | 0     |
| TERUEL                      | 0                     | 0          | 0     | 0                               | 0                          | 0                 | 0                     | 0             | 0                 | 0            | 0     |
| ZARAGOZA                    | 0                     | 0          | 0     | 0                               | 0                          | 0                 | 0                     | 0             | 0                 | 0            | 0     |
| ASTURIAS                    | 3                     | 0          | 3     | 1                               | 0                          | 0                 | 0                     | 2             | 0                 | 0            | 3     |
| ILLES BALEARS               | 1                     | 0          | 1     | 0                               | 0                          | 0                 | 0                     | 1             | 0                 | 0            | 1     |
| CANARIAS                    | 0                     | 0          | 0     | 0                               | 0                          | 0                 | 0                     | 0             | 0                 | 0            | 0     |
| LAS PALMAS                  | 0                     | 0          | 0     | 0                               | 0                          | 0                 | 0                     | 0             | 0                 | 0            | 0     |
| S.C. TENERIFE               | 0                     | 0          | 0     | 0                               | 0                          | 0                 | 0                     | 0             | 0                 | 0            | 0     |
| CANTABRIA                   | 6                     | 0          | 6     | 2                               | 0                          | 0                 | 0                     | 4             | 0                 | 0            | 6     |
| CASTILLA Y LEÓN             | 32                    | 0          | 32    | 2                               | 20                         | 2                 | 0                     | 8             | 0                 | 0            | 32    |
| ÁVILA                       | 0                     | 0          | 0     | 0                               | 0                          | 0                 | 0                     | 0             | 0                 | 0            | 0     |
| BURGOS                      | 0                     | 0          | 0     | 0                               | 0                          | 0                 | 0                     | 0             | 0                 | 0            | 0     |
| LEÓN                        | 17                    | 0          | 17    | 0                               | 16                         | 0                 | 0                     | 1             | 0                 | 0            | 17    |
| PALENCIA                    | 1                     | 0          | 1     | 1                               | 0                          | 0                 | 0                     | 0             | 0                 | 0            | 1     |
| SALAMANCA                   | 5                     | 0          | 5     | 1                               | 1                          | 2                 | 0                     | 1             | 0                 | 0            | 5     |
| SEGOVIA                     | 0                     | 0          | 0     | 0                               | 0                          | 0                 | 0                     | 0             | 0                 | 0            | 0     |
| SORIA                       | 0                     | 0          | 0     | 0                               | 0                          | 0                 | 0                     | 0             | 0                 | 0            | 0     |
| VALLADOLID                  | 7                     | 0          | 7     | 0                               | 2                          | 0                 | 0                     | 5             | 0                 | 0            | 7     |
| ZAMORA                      | 2                     | 0          | 2     | 0                               | 1                          | 0                 | 0                     | 1             | 0                 | 0            | 2     |
| CASTILLA-LA MANCHA          | 4                     | 0          | 4     | 1                               | 3                          | 0                 | 0                     | 0             | 0                 | 0            | 4     |
| ALBACETE                    | 0                     | 0          | 0     | 0                               | 0                          | 0                 | 0                     | 0             | 0                 | 0            | 0     |
| CIUDAD REAL                 | 1                     | 0          | 1     | 0                               | 1                          | 0                 | 0                     | 0             | 0                 | 0            | 1     |
| CUENCA                      | 0                     | 0          | 0     | 0                               | 0                          | 0                 | 0                     | 0             | 0                 | 0            | 0     |
| GUADALAJARA                 | 1                     | 0          | 1     | 1                               | 0                          | 0                 | 0                     | 0             | 0                 | 0            | 1     |
| TOLEDO                      | 2                     | 0          | 2     | 0                               | 2                          | 0                 | 0                     | 0             | 0                 | 0            | 2     |

(Continúa al dorso)

| CC.AA.<br>Y/O<br>PROVINCIAS | REVISIONES EFECTUADAS |            |            | CAUSAS DE EXTINCIÓN DEL DERECHO |                            |                   |                       |               |                   |              |            |
|-----------------------------|-----------------------|------------|------------|---------------------------------|----------------------------|-------------------|-----------------------|---------------|-------------------|--------------|------------|
|                             | Extinción<br>Derecho  | Suspensión | TOTAL      | Recursos<br>Propios             | Prestación<br>Incompatible | Ingreso<br>Centro | Pérdida<br>Residencia | Fallecimiento | Grado y<br>Baremo | Alta<br>S.S. | TOTAL      |
| CATALUNYA                   | 4                     | 0          | 4          | 0                               | 1                          | 0                 | 0                     | 3             | 0                 | 0            | 4          |
| BARCELONA                   | 3                     | 0          | 3          | 0                               | 1                          | 0                 | 0                     | 2             | 0                 | 0            | 3          |
| GIRONA                      | 0                     | 0          | 0          | 0                               | 0                          | 0                 | 0                     | 0             | 0                 | 0            | 0          |
| LLEIDA                      | 1                     | 0          | 1          | 0                               | 0                          | 0                 | 0                     | 1             | 0                 | 0            | 1          |
| TARRAGONA                   | 0                     | 0          | 0          | 0                               | 0                          | 0                 | 0                     | 0             | 0                 | 0            | 0          |
| COMUNIDAD VALENCIANA        | 6                     | 0          | 6          | 2                               | 2                          | 0                 | 0                     | 2             | 0                 | 0            | 6          |
| ALICANTE                    | 2                     | 0          | 2          | 1                               | 1                          | 0                 | 0                     | 0             | 0                 | 0            | 2          |
| CASTELLÓN                   | 1                     | 0          | 1          | 0                               | 1                          | 0                 | 0                     | 0             | 0                 | 0            | 1          |
| VALENCIA                    | 3                     | 0          | 3          | 1                               | 0                          | 0                 | 0                     | 2             | 0                 | 0            | 3          |
| EXTREMADURA                 | 5                     | 0          | 5          | 1                               | 1                          | 2                 | 0                     | 1             | 0                 | 0            | 5          |
| BADAJOS                     | 1                     | 0          | 1          | 1                               | 0                          | 0                 | 0                     | 0             | 0                 | 0            | 1          |
| CÁCERES                     | 4                     | 0          | 4          | 0                               | 1                          | 2                 | 0                     | 1             | 0                 | 0            | 4          |
| GALICIA                     | 0                     | 0          | 0          | 0                               | 0                          | 0                 | 0                     | 0             | 0                 | 0            | 0          |
| A CORUÑA                    | 0                     | 0          | 0          | 0                               | 0                          | 0                 | 0                     | 0             | 0                 | 0            | 0          |
| LUGO                        | 0                     | 0          | 0          | 0                               | 0                          | 0                 | 0                     | 0             | 0                 | 0            | 0          |
| OURENSE                     | 0                     | 0          | 0          | 0                               | 0                          | 0                 | 0                     | 0             | 0                 | 0            | 0          |
| PONTEVEDRA                  | 0                     | 0          | 0          | 0                               | 0                          | 0                 | 0                     | 0             | 0                 | 0            | 0          |
| MADRID                      | 6                     | 0          | 6          | 0                               | 4                          | 0                 | 0                     | 2             | 0                 | 0            | 6          |
| MURCIA                      | 6                     | 0          | 6          | 2                               | 0                          | 0                 | 0                     | 4             | 0                 | 0            | 6          |
| NAVARRA                     | 5                     | 0          | 5          | 1                               | 3                          | 0                 | 0                     | 1             | 0                 | 0            | 5          |
| PAÍS VASCO                  | 0                     | 0          | 0          | 0                               | 0                          | 0                 | 0                     | 0             | 0                 | 0            | 0          |
| ARABA/ÁLAVA                 | 0                     | 0          | 0          | 0                               | 0                          | 0                 | 0                     | 0             | 0                 | 0            | 0          |
| GIPUZKOA                    | 0                     | 0          | 0          | 0                               | 0                          | 0                 | 0                     | 0             | 0                 | 0            | 0          |
| BIZKAIA                     | 0                     | 0          | 0          | 0                               | 0                          | 0                 | 0                     | 0             | 0                 | 0            | 0          |
| LA RIOJA                    | 1                     | 0          | 1          | 0                               | 0                          | 0                 | 0                     | 1             | 0                 | 0            | 1          |
| CEUTA                       | 2                     | 0          | 2          | 0                               | 1                          | 0                 | 0                     | 1             | 0                 | 0            | 2          |
| MELILLA                     | 1                     | 0          | 1          | 0                               | 0                          | 0                 | 0                     | 1             | 0                 | 0            | 1          |
| <b>TOTAL ESTADO</b>         | <b>126</b>            | <b>2</b>   | <b>128</b> | <b>27</b>                       | <b>49</b>                  | <b>6</b>          | <b>0</b>              | <b>44</b>     | <b>0</b>          | <b>0</b>     | <b>126</b> |

**PRESTACIONES DEL REAL DECRETO 383/1984, DE 1 DE FEBRERO  
REVISIONES DE OFICIO E INSTANCIA DE PARTE EFECTUADAS EN SMGT  
DATOS DE GESTIÓN CORRESPONDIENTES AL AÑO 2015 HASTA OCTUBRE**

| CC.AA.<br>Y/O<br>PROVINCIAS | REVISIONES EFECTUADAS |            |       | CAUSAS DE EXTINCIÓN DEL DERECHO |                        |                            |                   |                       |               |                   |              |       |
|-----------------------------|-----------------------|------------|-------|---------------------------------|------------------------|----------------------------|-------------------|-----------------------|---------------|-------------------|--------------|-------|
|                             | Extinción<br>Derecho  | Suspensión | TOTAL | Recursos<br>Propios             | Recursos<br>Familiares | Prestación<br>Incompatible | Ingreso<br>Centro | Pérdida<br>Residencia | Fallecimiento | Grado y<br>Baremo | Alta<br>S.S. | TOTAL |
|                             | ANDALUCÍA             | 18         | 2     | 20                              | 6                      | 3                          | 0                 | 0                     | 0             | 9                 | 0            | 0     |
| ALMERÍA                     | 7                     | 0          | 7     | 2                               | 1                      | 0                          | 0                 | 0                     | 4             | 0                 | 0            | 7     |
| CÁDIZ                       | 5                     | 0          | 5     | 2                               | 1                      | 0                          | 0                 | 0                     | 2             | 0                 | 0            | 5     |
| CÓRDOBA                     | 1                     | 0          | 1     | 0                               | 0                      | 0                          | 0                 | 0                     | 1             | 0                 | 0            | 1     |
| GRANADA                     | 0                     | 0          | 0     | 0                               | 0                      | 0                          | 0                 | 0                     | 0             | 0                 | 0            | 0     |
| HUELVA                      | 0                     | 0          | 0     | 0                               | 0                      | 0                          | 0                 | 0                     | 0             | 0                 | 0            | 0     |
| JAÉN                        | 3                     | 0          | 3     | 2                               | 1                      | 0                          | 0                 | 0                     | 0             | 0                 | 0            | 3     |
| MÁLAGA                      | 2                     | 2          | 4     | 0                               | 0                      | 0                          | 0                 | 0                     | 2             | 0                 | 0            | 2     |
| SEVILLA                     | 0                     | 0          | 0     | 0                               | 0                      | 0                          | 0                 | 0                     | 0             | 0                 | 0            | 0     |
| ARAGÓN                      | 3                     | 0          | 3     | 0                               | 0                      | 0                          | 0                 | 0                     | 3             | 0                 | 0            | 3     |
| HUESCA                      | 3                     | 0          | 3     | 0                               | 0                      | 0                          | 0                 | 0                     | 3             | 0                 | 0            | 3     |
| TERUEL                      | 0                     | 0          | 0     | 0                               | 0                      | 0                          | 0                 | 0                     | 0             | 0                 | 0            | 0     |
| ZARAGOZA                    | 0                     | 0          | 0     | 0                               | 0                      | 0                          | 0                 | 0                     | 0             | 0                 | 0            | 0     |
| ASTURIAS                    | 4                     | 0          | 4     | 0                               | 0                      | 0                          | 0                 | 0                     | 4             | 0                 | 0            | 4     |
| ILLES BALEARS               | 3                     | 0          | 3     | 1                               | 0                      | 0                          | 1                 | 0                     | 1             | 0                 | 0            | 3     |
| CANARIAS                    | 3                     | 0          | 3     | 0                               | 1                      | 1                          | 0                 | 0                     | 1             | 0                 | 0            | 3     |
| LAS PALMAS                  | 3                     | 0          | 3     | 0                               | 1                      | 1                          | 0                 | 0                     | 1             | 0                 | 0            | 3     |
| S.C. TENERIFE               | 0                     | 0          | 0     | 0                               | 0                      | 0                          | 0                 | 0                     | 0             | 0                 | 0            | 0     |
| CANTABRIA                   | 6                     | 0          | 6     | 0                               | 0                      | 0                          | 0                 | 0                     | 6             | 0                 | 0            | 6     |
| CASTILLA Y LEÓN             | 3                     | 1          | 4     | 1                               | 0                      | 0                          | 1                 | 0                     | 1             | 0                 | 0            | 3     |
| ÁVILA                       | 0                     | 0          | 0     | 0                               | 0                      | 0                          | 0                 | 0                     | 0             | 0                 | 0            | 0     |
| BURGOS                      | 1                     | 0          | 1     | 0                               | 0                      | 0                          | 0                 | 0                     | 1             | 0                 | 0            | 1     |
| LEÓN                        | 0                     | 0          | 0     | 0                               | 0                      | 0                          | 0                 | 0                     | 0             | 0                 | 0            | 0     |
| PALENCIA                    | 0                     | 0          | 0     | 0                               | 0                      | 0                          | 0                 | 0                     | 0             | 0                 | 0            | 0     |
| SALAMANCA                   | 1                     | 0          | 1     | 0                               | 0                      | 0                          | 1                 | 0                     | 0             | 0                 | 0            | 1     |
| SEGOVIA                     | 0                     | 0          | 0     | 0                               | 0                      | 0                          | 0                 | 0                     | 0             | 0                 | 0            | 0     |
| SORIA                       | 0                     | 0          | 0     | 0                               | 0                      | 0                          | 0                 | 0                     | 0             | 0                 | 0            | 0     |
| VALLADOLID                  | 0                     | 0          | 0     | 0                               | 0                      | 0                          | 0                 | 0                     | 0             | 0                 | 0            | 0     |
| ZAMORA                      | 1                     | 1          | 2     | 1                               | 0                      | 0                          | 0                 | 0                     | 0             | 0                 | 0            | 1     |
| CASTILLA-LA MANCHA          | 3                     | 1          | 4     | 1                               | 0                      | 0                          | 0                 | 0                     | 1             | 1                 | 0            | 3     |
| ALBACETE                    | 0                     | 0          | 0     | 0                               | 0                      | 0                          | 0                 | 0                     | 0             | 0                 | 0            | 0     |
| CIUDAD REAL                 | 0                     | 1          | 1     | 0                               | 0                      | 0                          | 0                 | 0                     | 0             | 0                 | 0            | 0     |
| CUENCA                      | 2                     | 0          | 2     | 1                               | 0                      | 0                          | 0                 | 0                     | 1             | 0                 | 0            | 2     |
| GUADALAJARA                 | 0                     | 0          | 0     | 0                               | 0                      | 0                          | 0                 | 0                     | 0             | 0                 | 0            | 0     |
| TOLEDO                      | 1                     | 0          | 1     | 0                               | 0                      | 0                          | 0                 | 0                     | 0             | 1                 | 0            | 1     |

(Continúa al dorso)

| CC.AA.<br>Y/O<br>PROVINCIAS | REVISIONES EFECTUADAS |            |            | CAUSAS DE EXTINCIÓN DEL DERECHO |                        |                            |                   |                       |               |                   |              |            |
|-----------------------------|-----------------------|------------|------------|---------------------------------|------------------------|----------------------------|-------------------|-----------------------|---------------|-------------------|--------------|------------|
|                             | Extinción<br>Derecho  | Suspensión | TOTAL      | Recursos<br>Propios             | Recursos<br>Familiares | Prestación<br>Incompatible | Ingreso<br>Centro | Pérdida<br>Residencia | Fallecimiento | Grado y<br>Baremo | Alta<br>S.S. | TOTAL      |
| CATALUNYA                   | 2                     | 0          | 2          | 0                               | 0                      | 2                          | 0                 | 0                     | 0             | 0                 | 0            | 2          |
| BARCELONA                   | 1                     | 0          | 1          | 0                               | 0                      | 1                          | 0                 | 0                     | 0             | 0                 | 0            | 1          |
| GIRONA                      | 0                     | 0          | 0          | 0                               | 0                      | 0                          | 0                 | 0                     | 0             | 0                 | 0            | 0          |
| LLEIDA                      | 1                     | 0          | 1          | 0                               | 0                      | 1                          | 0                 | 0                     | 0             | 0                 | 0            | 1          |
| TARRAGONA                   | 0                     | 0          | 0          | 0                               | 0                      | 0                          | 0                 | 0                     | 0             | 0                 | 0            | 0          |
| COMUNIDAD VALENCIANA        | 0                     | 0          | 0          | 0                               | 0                      | 0                          | 0                 | 0                     | 0             | 0                 | 0            | 0          |
| ALICANTE                    | 0                     | 0          | 0          | 0                               | 0                      | 0                          | 0                 | 0                     | 0             | 0                 | 0            | 0          |
| CASTELLÓN                   | 0                     | 0          | 0          | 0                               | 0                      | 0                          | 0                 | 0                     | 0             | 0                 | 0            | 0          |
| VALENCIA                    | 0                     | 0          | 0          | 0                               | 0                      | 0                          | 0                 | 0                     | 0             | 0                 | 0            | 0          |
| EXTREMADURA                 | 8                     | 1          | 9          | 3                               | 0                      | 1                          | 1                 | 0                     | 3             | 0                 | 0            | 8          |
| BADAJOS                     | 4                     | 0          | 4          | 2                               | 0                      | 0                          | 1                 | 0                     | 1             | 0                 | 0            | 4          |
| CÁCERES                     | 4                     | 1          | 5          | 1                               | 0                      | 1                          | 0                 | 0                     | 2             | 0                 | 0            | 4          |
| GALICIA                     | 1                     | 0          | 1          | 0                               | 0                      | 0                          | 0                 | 0                     | 1             | 0                 | 0            | 1          |
| A CORUÑA                    | 0                     | 0          | 0          | 0                               | 0                      | 0                          | 0                 | 0                     | 0             | 0                 | 0            | 0          |
| LUGO                        | 1                     | 0          | 1          | 0                               | 0                      | 0                          | 0                 | 0                     | 1             | 0                 | 0            | 1          |
| OURENSE                     | 0                     | 0          | 0          | 0                               | 0                      | 0                          | 0                 | 0                     | 0             | 0                 | 0            | 0          |
| PONTEVEDRA                  | 0                     | 0          | 0          | 0                               | 0                      | 0                          | 0                 | 0                     | 0             | 0                 | 0            | 0          |
| MADRID                      | 6                     | 0          | 6          | 0                               | 1                      | 1                          | 0                 | 0                     | 4             | 0                 | 0            | 6          |
| MURCIA                      | 11                    | 1          | 12         | 1                               | 1                      | 0                          | 0                 | 0                     | 9             | 0                 | 0            | 11         |
| NAVARRA                     | 0                     | 0          | 0          | 0                               | 0                      | 0                          | 0                 | 0                     | 0             | 0                 | 0            | 0          |
| PAÍS VASCO                  | 0                     | 0          | 0          | 0                               | 0                      | 0                          | 0                 | 0                     | 0             | 0                 | 0            | 0          |
| ARABA/ÁLAVA                 | 0                     | 0          | 0          | 0                               | 0                      | 0                          | 0                 | 0                     | 0             | 0                 | 0            | 0          |
| GIPUZKOA                    | 0                     | 0          | 0          | 0                               | 0                      | 0                          | 0                 | 0                     | 0             | 0                 | 0            | 0          |
| BIZKAIA                     | 0                     | 0          | 0          | 0                               | 0                      | 0                          | 0                 | 0                     | 0             | 0                 | 0            | 0          |
| LA RIOJA                    | 1                     | 0          | 1          | 0                               | 0                      | 0                          | 0                 | 0                     | 1             | 0                 | 0            | 1          |
| CEUTA                       | 6                     | 1          | 7          | 0                               | 3                      | 1                          | 0                 | 0                     | 2             | 0                 | 0            | 6          |
| MELILLA                     | 45                    | 6          | 51         | 1                               | 14                     | 0                          | 0                 | 0                     | 28            | 0                 | 2            | 45         |
| <b>TOTAL ESTADO</b>         | <b>123</b>            | <b>13</b>  | <b>136</b> | <b>14</b>                       | <b>23</b>              | <b>6</b>                   | <b>3</b>          | <b>0</b>              | <b>74</b>     | <b>1</b>          | <b>2</b>     | <b>123</b> |

**PRESTACIONES DEL REAL DECRETO 383/1984, DE 1 DE FEBRERO  
REVISIONES DE OFICIO E INSTANCIA DE PARTE EFECTUADAS EN ASPF  
DATOS DE GESTIÓN CORRESPONDIENTES AL AÑO 2015 HASTA OCTUBRE**

| CC.AA.<br>Y/O<br>PROVINCIAS | REVISIONES EFECTUADAS |            |       | CAUSAS DE EXTINCIÓN DEL DERECHO |                       |               |                   |              |       |
|-----------------------------|-----------------------|------------|-------|---------------------------------|-----------------------|---------------|-------------------|--------------|-------|
|                             | Extinción<br>Derecho  | Suspensión | TOTAL | Prestación<br>Incompatible      | Pérdida<br>Residencia | Fallecimiento | Grado y<br>Baremo | Alta<br>S.S. | TOTAL |
| ANDALUCÍA                   | 54                    | 4          | 58    | 17                              | 0                     | 36            | 0                 | 1            | 54    |
| ALMERÍA                     | 7                     | 0          | 7     | 2                               | 0                     | 5             | 0                 | 0            | 7     |
| CÁDIZ                       | 1                     | 0          | 1     | 1                               | 0                     | 0             | 0                 | 0            | 1     |
| CÓRDOBA                     | 7                     | 0          | 7     | 0                               | 0                     | 7             | 0                 | 0            | 7     |
| GRANADA                     | 2                     | 0          | 2     | 0                               | 0                     | 2             | 0                 | 0            | 2     |
| HUELVA                      | 1                     | 0          | 1     | 0                               | 0                     | 1             | 0                 | 0            | 1     |
| JAÉN                        | 2                     | 0          | 2     | 1                               | 0                     | 1             | 0                 | 0            | 2     |
| MÁLAGA                      | 24                    | 4          | 28    | 12                              | 0                     | 12            | 0                 | 0            | 24    |
| SEVILLA                     | 10                    | 0          | 10    | 1                               | 0                     | 8             | 0                 | 1            | 10    |
| ARAGÓN                      | 1                     | 0          | 1     | 1                               | 0                     | 0             | 0                 | 0            | 1     |
| HUESCA                      | 1                     | 0          | 1     | 1                               | 0                     | 0             | 0                 | 0            | 1     |
| TERUEL                      | 0                     | 0          | 0     | 0                               | 0                     | 0             | 0                 | 0            | 0     |
| ZARAGOZA                    | 0                     | 0          | 0     | 0                               | 0                     | 0             | 0                 | 0            | 0     |
| ASTURIAS                    | 1                     | 0          | 1     | 1                               | 0                     | 0             | 0                 | 0            | 1     |
| ILLES BALEARS               | 0                     | 0          | 0     | 0                               | 0                     | 0             | 0                 | 0            | 0     |
| CANARIAS                    | 0                     | 0          | 0     | 0                               | 0                     | 0             | 0                 | 0            | 0     |
| LAS PALMAS                  | 0                     | 0          | 0     | 0                               | 0                     | 0             | 0                 | 0            | 0     |
| S.C. TENERIFE               | 0                     | 0          | 0     | 0                               | 0                     | 0             | 0                 | 0            | 0     |
| CANTABRIA                   | 0                     | 0          | 0     | 0                               | 0                     | 0             | 0                 | 0            | 0     |
| CASTILLA Y LEÓN             | 95                    | 0          | 95    | 89                              | 0                     | 6             | 0                 | 0            | 95    |
| ÁVILA                       | 0                     | 0          | 0     | 0                               | 0                     | 0             | 0                 | 0            | 0     |
| BURGOS                      | 0                     | 0          | 0     | 0                               | 0                     | 0             | 0                 | 0            | 0     |
| LEÓN                        | 93                    | 0          | 93    | 89                              | 0                     | 4             | 0                 | 0            | 93    |
| PALENCIA                    | 2                     | 0          | 2     | 0                               | 0                     | 2             | 0                 | 0            | 2     |
| SALAMANCA                   | 0                     | 0          | 0     | 0                               | 0                     | 0             | 0                 | 0            | 0     |
| SEGOVIA                     | 0                     | 0          | 0     | 0                               | 0                     | 0             | 0                 | 0            | 0     |
| SORIA                       | 0                     | 0          | 0     | 0                               | 0                     | 0             | 0                 | 0            | 0     |
| VALLADOLID                  | 0                     | 0          | 0     | 0                               | 0                     | 0             | 0                 | 0            | 0     |
| ZAMORA                      | 0                     | 0          | 0     | 0                               | 0                     | 0             | 0                 | 0            | 0     |
| CASTILLA-LA MANCHA          | 1                     | 0          | 1     | 1                               | 0                     | 0             | 0                 | 0            | 1     |
| ALBACETE                    | 0                     | 0          | 0     | 0                               | 0                     | 0             | 0                 | 0            | 0     |
| CIUDAD REAL                 | 0                     | 0          | 0     | 0                               | 0                     | 0             | 0                 | 0            | 0     |
| CUENCA                      | 0                     | 0          | 0     | 0                               | 0                     | 0             | 0                 | 0            | 0     |
| GUADALAJARA                 | 0                     | 0          | 0     | 0                               | 0                     | 0             | 0                 | 0            | 0     |
| TOLEDO                      | 1                     | 0          | 1     | 1                               | 0                     | 0             | 0                 | 0            | 1     |

(Continúa al dorso)

| CC.AA.<br>Y/O<br>PROVINCIAS | REVISIONES EFECTUADAS |            |            | CAUSAS DE EXTINCIÓN DEL DERECHO |                       |               |                   |              |            |
|-----------------------------|-----------------------|------------|------------|---------------------------------|-----------------------|---------------|-------------------|--------------|------------|
|                             | Extinción<br>Derecho  | Suspensión | TOTAL      | Prestación<br>Incompatible      | Pérdida<br>Residencia | Fallecimiento | Grado y<br>Baremo | Alta<br>S.S. | TOTAL      |
| CATALUNYA                   | 0                     | 0          | 0          | 0                               | 0                     | 0             | 0                 | 0            | 0          |
| BARCELONA                   | 0                     | 0          | 0          | 0                               | 0                     | 0             | 0                 | 0            | 0          |
| GIRONA                      | 0                     | 0          | 0          | 0                               | 0                     | 0             | 0                 | 0            | 0          |
| LLEIDA                      | 0                     | 0          | 0          | 0                               | 0                     | 0             | 0                 | 0            | 0          |
| TARRAGONA                   | 0                     | 0          | 0          | 0                               | 0                     | 0             | 0                 | 0            | 0          |
| COMUNIDAD VALENCIANA        | 0                     | 0          | 0          | 0                               | 0                     | 0             | 0                 | 0            | 0          |
| ALICANTE                    | 0                     | 0          | 0          | 0                               | 0                     | 0             | 0                 | 0            | 0          |
| CASTELLÓN                   | 0                     | 0          | 0          | 0                               | 0                     | 0             | 0                 | 0            | 0          |
| VALENCIA                    | 0                     | 0          | 0          | 0                               | 0                     | 0             | 0                 | 0            | 0          |
| EXTREMADURA                 | 0                     | 0          | 0          | 0                               | 0                     | 0             | 0                 | 0            | 0          |
| BADAJOS                     | 0                     | 0          | 0          | 0                               | 0                     | 0             | 0                 | 0            | 0          |
| CÁCERES                     | 0                     | 0          | 0          | 0                               | 0                     | 0             | 0                 | 0            | 0          |
| GALICIA                     | 35                    | 1          | 36         | 24                              | 0                     | 11            | 0                 | 0            | 35         |
| A CORUÑA                    | 0                     | 0          | 0          | 0                               | 0                     | 0             | 0                 | 0            | 0          |
| LUGO                        | 5                     | 0          | 5          | 5                               | 0                     | 0             | 0                 | 0            | 5          |
| OURENSE                     | 23                    | 0          | 23         | 18                              | 0                     | 5             | 0                 | 0            | 23         |
| PONTEVEDRA                  | 7                     | 1          | 8          | 1                               | 0                     | 6             | 0                 | 0            | 7          |
| MADRID                      | 17                    | 0          | 17         | 0                               | 0                     | 17            | 0                 | 0            | 17         |
| MURCIA                      | 9                     | 0          | 9          | 5                               | 0                     | 4             | 0                 | 0            | 9          |
| NAVARRA                     | 7                     | 0          | 7          | 1                               | 0                     | 1             | 0                 | 5            | 7          |
| PAÍS VASCO                  | 2                     | 0          | 2          | 1                               | 0                     | 0             | 0                 | 1            | 2          |
| ARABA/ÁLAVA                 | 2                     | 0          | 2          | 1                               | 0                     | 0             | 0                 | 1            | 2          |
| GIPUZKOA                    | 0                     | 0          | 0          | 0                               | 0                     | 0             | 0                 | 0            | 0          |
| BIZKAIA                     | 0                     | 0          | 0          | 0                               | 0                     | 0             | 0                 | 0            | 0          |
| LA RIOJA                    | 2                     | 0          | 2          | 0                               | 0                     | 2             | 0                 | 0            | 2          |
| CEUTA                       | 0                     | 0          | 0          | 0                               | 0                     | 0             | 0                 | 0            | 0          |
| MELILLA                     | 1                     | 0          | 1          | 0                               | 0                     | 1             | 0                 | 0            | 1          |
| <b>TOTAL ESTADO</b>         | <b>225</b>            | <b>5</b>   | <b>230</b> | <b>140</b>                      | <b>0</b>              | <b>78</b>     | <b>0</b>          | <b>7</b>     | <b>225</b> |

**PRESTACIONES DEL REAL DECRETO 383/1984, DE 1 DE FEBRERO  
TOTAL REVISIONES DE OFICIO E INSTANCIA DE PARTE EFECTUADAS  
DATOS DE GESTIÓN CORRESPONDIENTES AL AÑO 2015 HASTA OCTUBRE**

| CC.AA.<br>Y/O<br>PROVINCIAS | REVISIONES EFECTUADAS |                      |              |       | CAUSAS DE EXTINCIÓN DEL DERECHO |                     |                        |                            |                   |                       |               |                   |              |       |
|-----------------------------|-----------------------|----------------------|--------------|-------|---------------------------------|---------------------|------------------------|----------------------------|-------------------|-----------------------|---------------|-------------------|--------------|-------|
|                             | Modifica.<br>Cuantía  | Extinción<br>Derecho | Suspensión   |       | TOTAL                           | Recursos<br>Propios | Recursos<br>Familiares | Prestación<br>Incompatible | Ingreso<br>Centro | Pérdida<br>Residencia | Fallecimiento | Grado y<br>Baremo | Alta<br>S.S. | TOTAL |
|                             |                       |                      | Act. Laboral | Otras |                                 |                     |                        |                            |                   |                       |               |                   |              |       |
| <b>ANDALUCÍA</b>            | 0                     | 469                  | 2            | 20    | 491                             | 182                 | 3                      | 101                        | 2                 | 2                     | 178           | 0                 | 1            | 469   |
| ALMERÍA                     | 0                     | 113                  | 0            | 0     | 113                             | 44                  | 1                      | 19                         | 2                 | 0                     | 47            | 0                 | 0            | 113   |
| CÁDIZ                       | 0                     | 39                   | 0            | 0     | 39                              | 17                  | 1                      | 12                         | 0                 | 0                     | 9             | 0                 | 0            | 39    |
| CÓRDOBA                     | 0                     | 41                   | 1            | 1     | 43                              | 9                   | 0                      | 15                         | 0                 | 0                     | 17            | 0                 | 0            | 41    |
| GRANADA                     | 0                     | 21                   | 0            | 0     | 21                              | 3                   | 0                      | 7                          | 0                 | 0                     | 11            | 0                 | 0            | 21    |
| HUELVA                      | 0                     | 8                    | 0            | 0     | 8                               | 2                   | 0                      | 0                          | 0                 | 1                     | 5             | 0                 | 0            | 8     |
| JAÉN                        | 0                     | 32                   | 0            | 0     | 32                              | 13                  | 1                      | 5                          | 0                 | 0                     | 13            | 0                 | 0            | 32    |
| MÁLAGA                      | 0                     | 168                  | 1            | 19    | 188                             | 78                  | 0                      | 26                         | 0                 | 0                     | 64            | 0                 | 0            | 168   |
| SEVILLA                     | 0                     | 47                   | 0            | 0     | 47                              | 16                  | 0                      | 17                         | 0                 | 1                     | 12            | 0                 | 1            | 47    |
| <b>ARAGÓN</b>               | 0                     | 15                   | 0            | 0     | 15                              | 0                   | 0                      | 8                          | 0                 | 0                     | 7             | 0                 | 0            | 15    |
| HUESCA                      | 0                     | 13                   | 0            | 0     | 13                              | 0                   | 0                      | 7                          | 0                 | 0                     | 6             | 0                 | 0            | 13    |
| TERUEL                      | 0                     | 2                    | 0            | 0     | 2                               | 0                   | 0                      | 1                          | 0                 | 0                     | 1             | 0                 | 0            | 2     |
| ZARAGOZA                    | 0                     | 0                    | 0            | 0     | 0                               | 0                   | 0                      | 0                          | 0                 | 0                     | 0             | 0                 | 0            | 0     |
| <b>ASTURIAS</b>             | 0                     | 45                   | 0            | 0     | 45                              | 1                   | 0                      | 21                         | 0                 | 0                     | 23            | 0                 | 0            | 45    |
| <b>ILLES BALEARS</b>        | 0                     | 16                   | 0            | 0     | 16                              | 1                   | 0                      | 8                          | 1                 | 0                     | 6             | 0                 | 0            | 16    |
| <b>CANARIAS</b>             | 0                     | 6                    | 0            | 0     | 6                               | 0                   | 1                      | 4                          | 0                 | 0                     | 1             | 0                 | 0            | 6     |
| LAS PALMAS                  | 0                     | 6                    | 0            | 0     | 6                               | 0                   | 1                      | 4                          | 0                 | 0                     | 1             | 0                 | 0            | 6     |
| S.C. TENERIFE               | 0                     | 0                    | 0            | 0     | 0                               | 0                   | 0                      | 0                          | 0                 | 0                     | 0             | 0                 | 0            | 0     |
| <b>CANTABRIA</b>            | 0                     | 24                   | 0            | 0     | 24                              | 3                   | 0                      | 2                          | 0                 | 0                     | 19            | 0                 | 0            | 24    |
| <b>CASTILLA Y LEÓN</b>      | 0                     | 260                  | 0            | 2     | 262                             | 25                  | 0                      | 172                        | 3                 | 0                     | 60            | 0                 | 0            | 260   |
| ÁVILA                       | 0                     | 14                   | 0            | 1     | 15                              | 0                   | 0                      | 7                          | 0                 | 0                     | 7             | 0                 | 0            | 14    |
| BURGOS                      | 0                     | 10                   | 0            | 0     | 10                              | 1                   | 0                      | 2                          | 0                 | 0                     | 7             | 0                 | 0            | 10    |
| LEÓN                        | 0                     | 147                  | 0            | 0     | 147                             | 0                   | 0                      | 135                        | 0                 | 0                     | 12            | 0                 | 0            | 147   |
| PALENCIA                    | 0                     | 11                   | 0            | 0     | 11                              | 9                   | 0                      | 0                          | 0                 | 0                     | 2             | 0                 | 0            | 11    |
| SALAMANCA                   | 0                     | 26                   | 0            | 0     | 26                              | 7                   | 0                      | 7                          | 3                 | 0                     | 9             | 0                 | 0            | 26    |
| SEGOVIA                     | 0                     | 7                    | 0            | 0     | 7                               | 0                   | 0                      | 2                          | 0                 | 0                     | 5             | 0                 | 0            | 7     |
| SORIA                       | 0                     | 10                   | 0            | 0     | 10                              | 0                   | 0                      | 7                          | 0                 | 0                     | 3             | 0                 | 0            | 10    |
| VALLADOLID                  | 0                     | 19                   | 0            | 0     | 19                              | 0                   | 0                      | 9                          | 0                 | 0                     | 10            | 0                 | 0            | 19    |
| ZAMORA                      | 0                     | 16                   | 0            | 1     | 17                              | 8                   | 0                      | 3                          | 0                 | 0                     | 5             | 0                 | 0            | 16    |
| <b>CASTILLA-LA MANCHA</b>   | 0                     | 77                   | 0            | 1     | 78                              | 8                   | 0                      | 39                         | 0                 | 3                     | 26            | 1                 | 0            | 77    |
| ALBACETE                    | 0                     | 15                   | 0            | 0     | 15                              | 2                   | 0                      | 9                          | 0                 | 0                     | 4             | 0                 | 0            | 15    |
| CIUDAD REAL                 | 0                     | 9                    | 0            | 1     | 10                              | 0                   | 0                      | 7                          | 0                 | 1                     | 1             | 0                 | 0            | 9     |
| CUENCA                      | 0                     | 16                   | 0            | 0     | 16                              | 5                   | 0                      | 3                          | 0                 | 2                     | 6             | 0                 | 0            | 16    |
| GUADALAJARA                 | 0                     | 7                    | 0            | 0     | 7                               | 1                   | 0                      | 2                          | 0                 | 0                     | 4             | 0                 | 0            | 7     |
| TOLEDO                      | 0                     | 30                   | 0            | 0     | 30                              | 0                   | 0                      | 18                         | 0                 | 0                     | 11            | 1                 | 0            | 30    |

(Continúa al dorso)

| CC.AA.<br>Y/O<br>PROVINCIAS | REVISIONES EFECTUADAS |                      |                 |           | CAUSAS DE EXTINCIÓN DEL DERECHO |                     |                        |                            |                   |                       |               |                   |              |              |
|-----------------------------|-----------------------|----------------------|-----------------|-----------|---------------------------------|---------------------|------------------------|----------------------------|-------------------|-----------------------|---------------|-------------------|--------------|--------------|
|                             | Modifica.<br>Cuantía  | Extinción<br>Derecho | Suspensión SGIM |           | TOTAL                           | Recursos<br>Propios | Recursos<br>Familiares | Prestación<br>Incompatible | Ingreso<br>Centro | Pérdida<br>Residencia | Fallecimiento | Grado y<br>Baremo | Alta<br>S.S. | TOTAL        |
|                             |                       |                      | Act. Laboral    | Otras     |                                 |                     |                        |                            |                   |                       |               |                   |              |              |
| CATALUNYA                   | 0                     | 96                   | 0               | 0         | 96                              | 0                   | 0                      | 46                         | 0                 | 0                     | 50            | 0                 | 0            | 96           |
| BARCELONA                   | 0                     | 63                   | 0               | 0         | 63                              | 0                   | 0                      | 32                         | 0                 | 0                     | 31            | 0                 | 0            | 63           |
| GIRONA                      | 0                     | 11                   | 0               | 0         | 11                              | 0                   | 0                      | 4                          | 0                 | 0                     | 7             | 0                 | 0            | 11           |
| LLEIDA                      | 0                     | 10                   | 0               | 0         | 10                              | 0                   | 0                      | 4                          | 0                 | 0                     | 6             | 0                 | 0            | 10           |
| TARRAGONA                   | 0                     | 12                   | 0               | 0         | 12                              | 0                   | 0                      | 6                          | 0                 | 0                     | 6             | 0                 | 0            | 12           |
| COMUNIDAD VALENCIANA        | 0                     | 132                  | 0               | 0         | 132                             | 15                  | 0                      | 69                         | 0                 | 0                     | 48            | 0                 | 0            | 132          |
| ALICANTE                    | 0                     | 91                   | 0               | 0         | 91                              | 1                   | 0                      | 57                         | 0                 | 0                     | 33            | 0                 | 0            | 91           |
| CASTELLÓN                   | 0                     | 14                   | 0               | 0         | 14                              | 0                   | 0                      | 9                          | 0                 | 0                     | 5             | 0                 | 0            | 14           |
| VALENCIA                    | 0                     | 27                   | 0               | 0         | 27                              | 14                  | 0                      | 3                          | 0                 | 0                     | 10            | 0                 | 0            | 27           |
| EXTREMADURA                 | 0                     | 89                   | 0               | 8         | 97                              | 11                  | 0                      | 42                         | 3                 | 0                     | 33            | 0                 | 0            | 89           |
| BADAJOS                     | 0                     | 45                   | 0               | 7         | 52                              | 10                  | 0                      | 19                         | 1                 | 0                     | 15            | 0                 | 0            | 45           |
| CÁCERES                     | 0                     | 44                   | 0               | 1         | 45                              | 1                   | 0                      | 23                         | 2                 | 0                     | 18            | 0                 | 0            | 44           |
| GALICIA                     | 2                     | 71                   | 0               | 4         | 77                              | 0                   | 0                      | 41                         | 0                 | 2                     | 28            | 0                 | 0            | 71           |
| A CORUÑA                    | 0                     | 2                    | 0               | 0         | 2                               | 0                   | 0                      | 1                          | 0                 | 1                     | 0             | 0                 | 0            | 2            |
| LUGO                        | 0                     | 8                    | 0               | 0         | 8                               | 0                   | 0                      | 6                          | 0                 | 0                     | 2             | 0                 | 0            | 8            |
| OURENSE                     | 0                     | 32                   | 0               | 0         | 32                              | 0                   | 0                      | 22                         | 0                 | 1                     | 9             | 0                 | 0            | 32           |
| PONTEVEDRA                  | 2                     | 29                   | 0               | 4         | 35                              | 0                   | 0                      | 12                         | 0                 | 0                     | 17            | 0                 | 0            | 29           |
| MADRID                      | 0                     | 112                  | 0               | 0         | 112                             | 0                   | 1                      | 47                         | 0                 | 0                     | 64            | 0                 | 0            | 112          |
| MURCIA                      | 1                     | 214                  | 1               | 16        | 232                             | 22                  | 1                      | 101                        | 0                 | 0                     | 90            | 0                 | 0            | 214          |
| NAVARRA                     | 0                     | 25                   | 0               | 0         | 25                              | 6                   | 0                      | 9                          | 0                 | 0                     | 5             | 0                 | 5            | 25           |
| PAÍS VASCO                  | 0                     | 13                   | 0               | 0         | 13                              | 3                   | 0                      | 5                          | 0                 | 0                     | 4             | 0                 | 1            | 13           |
| ARABA/ÁLAVA                 | 0                     | 5                    | 0               | 0         | 5                               | 0                   | 0                      | 2                          | 0                 | 0                     | 2             | 0                 | 1            | 5            |
| GIPUZKOA                    | 0                     | 0                    | 0               | 0         | 0                               | 0                   | 0                      | 0                          | 0                 | 0                     | 0             | 0                 | 0            | 0            |
| BIZKAIA                     | 0                     | 8                    | 0               | 0         | 8                               | 3                   | 0                      | 3                          | 0                 | 0                     | 2             | 0                 | 0            | 8            |
| LA RIOJA                    | 0                     | 13                   | 0               | 0         | 13                              | 5                   | 0                      | 1                          | 0                 | 0                     | 7             | 0                 | 0            | 13           |
| CEUTA                       | 0                     | 15                   | 0               | 1         | 16                              | 1                   | 3                      | 4                          | 0                 | 0                     | 7             | 0                 | 0            | 15           |
| MELILLA                     | 2                     | 52                   | 0               | 6         | 60                              | 2                   | 14                     | 2                          | 0                 | 0                     | 32            | 0                 | 2            | 52           |
| <b>TOTAL ESTADO</b>         | <b>5</b>              | <b>1.744</b>         | <b>3</b>        | <b>58</b> | <b>1.810</b>                    | <b>285</b>          | <b>23</b>              | <b>722</b>                 | <b>9</b>          | <b>7</b>              | <b>688</b>    | <b>1</b>          | <b>9</b>     | <b>1.744</b> |

3

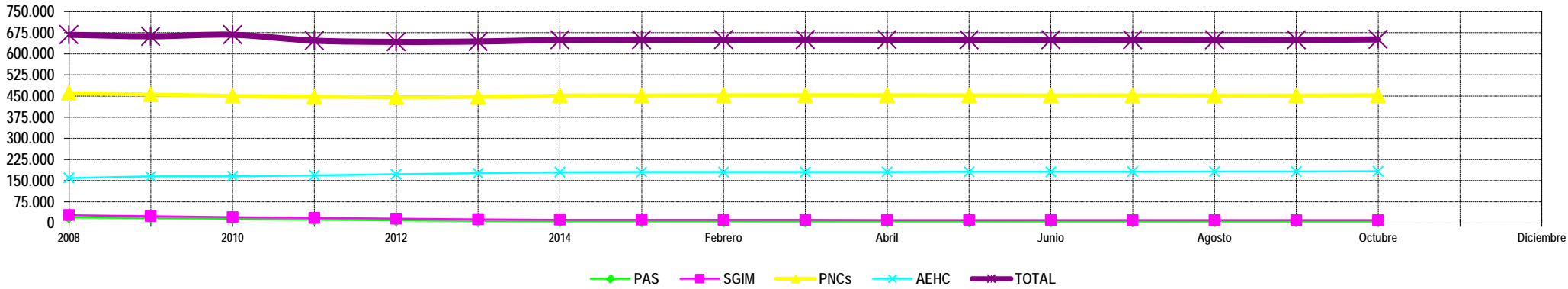
Situación prestaciones de naturaleza no contributiva

# SITUACIÓN DE LAS PRESTACIONES DE NATURALEZA NO CONTRIBUTIVA (PNNC)

|      | PNNC DE JUBILACIÓN / VEJEZ |        |         |         | PNNC DE INVALIDEZ / ENFERMEDAD |       |         |         |         | TOTAL PNNC |        |         |         |         |
|------|----------------------------|--------|---------|---------|--------------------------------|-------|---------|---------|---------|------------|--------|---------|---------|---------|
|      | PAS (*)                    | SGIM   | PNC     | TOTAL   | PAS (*)                        | SGIM  | PNC     | AEHC    | TOTAL   | PAS        | SGIM   | PNCs    | AEHC    | TOTAL   |
| 2008 | 3.285                      | 20.828 | 262.960 | 287.073 | 16.526                         | 6.921 | 197.884 | 159.245 | 380.576 | 19.811     | 27.749 | 460.844 | 159.245 | 667.649 |
| 2009 | 2.711                      | 18.314 | 258.873 | 287.073 | 14.719                         | 5.896 | 196.782 | 164.810 | 382.207 | 17.430     | 24.210 | 455.655 | 164.810 | 662.105 |
| 2010 | 2.288                      | 15.517 | 254.989 | 272.794 | 12.837                         | 4.992 | 195.962 | 165.531 | 379.322 | 15.125     | 20.509 | 450.951 | 165.531 | 667.649 |
| 2011 | 1.911                      | 13.389 | 253.259 | 268.559 | 10.287                         | 4.219 | 194.704 | 168.999 | 378.209 | 12.198     | 17.608 | 447.963 | 168.999 | 646.768 |
| 2012 | 1.532                      | 11.508 | 250.382 | 263.422 | 7.671                          | 3.566 | 194.896 | 172.762 | 378.895 | 9.203      | 15.074 | 445.278 | 172.762 | 642.317 |
| 2013 | 1.107                      | 9.930  | 250.527 | 261.564 | 6.218                          | 3.030 | 196.626 | 176.338 | 382.212 | 7.325      | 12.960 | 447.153 | 176.338 | 643.776 |
| 2014 | 803                        | 8.580  | 253.450 | 262.833 | 5.578                          | 2.563 | 198.366 | 179.924 | 386.431 | 6.381      | 11.143 | 451.816 | 179.924 | 649.264 |

2015

|            |     |       |         |         |       |       |         |         |         |       |        |         |         |         |
|------------|-----|-------|---------|---------|-------|-------|---------|---------|---------|-------|--------|---------|---------|---------|
| Enero      | 555 | 8.504 | 253.361 | 262.420 | 5.359 | 2.536 | 198.747 | 180.588 | 387.230 | 5.914 | 11.040 | 452.108 | 180.588 | 649.650 |
| Febrero    | 549 | 8.380 | 254.322 | 263.251 | 5.294 | 2.505 | 198.413 | 180.600 | 386.812 | 5.843 | 10.885 | 452.735 | 180.600 | 650.063 |
| Marzo      | 536 | 8.262 | 254.404 | 263.202 | 5.218 | 2.457 | 198.970 | 180.675 | 387.320 | 5.754 | 10.719 | 453.374 | 180.675 | 650.522 |
| Abril      | 529 | 8.103 | 254.120 | 262.752 | 5.152 | 2.417 | 199.064 | 180.846 | 387.479 | 5.681 | 10.520 | 453.184 | 180.846 | 650.231 |
| Mayo       | 512 | 7.969 | 253.749 | 262.230 | 5.092 | 2.393 | 198.807 | 181.290 | 387.582 | 5.604 | 10.362 | 452.556 | 181.290 | 649.812 |
| Junio      | 500 | 7.849 | 253.393 | 261.742 | 5.046 | 2.361 | 198.798 | 181.194 | 387.399 | 5.546 | 10.210 | 452.191 | 181.194 | 649.141 |
| Julio      | 489 | 7.769 | 253.481 | 261.739 | 5.003 | 2.314 | 198.944 | 181.687 | 387.948 | 5.492 | 10.083 | 452.425 | 181.687 | 649.687 |
| Agosto     | 482 | 7.694 | 253.373 | 261.549 | 4.957 | 2.279 | 198.557 | 182.212 | 388.005 | 5.439 | 9.973  | 451.930 | 182.212 | 649.554 |
| Septiembre | 460 | 7.625 | 253.342 | 261.427 | 4.902 | 2.259 | 198.550 | 182.326 | 388.037 | 5.362 | 9.884  | 451.892 | 182.326 | 649.464 |
| Octubre    | 452 | 7.552 | 253.965 | 261.969 | 4.875 | 2.228 | 199.021 | 182.961 | 389.085 | 5.327 | 9.780  | 452.986 | 182.961 | 651.054 |
| Noviembre  |     |       |         |         |       |       |         |         |         |       |        |         |         |         |
| Diciembre  |     |       |         |         |       |       |         |         |         |       |        |         |         |         |



NOTA: Conforme se disponga de la totalidad de los datos mensuales, se procederá a la actualización del respectivo mes.  
 (\*) No se dispone en el año 2015 del dato relativo al número de pensiones asistenciales (PAS) de la provincia de Vizcaya.