

PENSIONES NO CONTRIBUTIVAS DE LA SEGURIDAD SOCIAL (PNC)
PRESTACIONES SOCIALES Y ECONÓMICAS PARA PERSONAS CON
DISCAPACIDAD (PSPD)

INFORME DE SEGUIMIENTO Y EVOLUCIÓN DE LA GESTIÓN

ABRIL DE 2024



Índice

| | |
|--|-----------|
| ÍNDICE | 1 |
| I. PENSIONES NO CONTRIBUTIVAS DE LA SEGURIDAD SOCIAL (PNC)..... | 2 |
| 1. Introducción..... | 3 |
| 2. Situación y evolución de pensiones e importes de las nóminas | 3 |
| 3. Distribución de las pensiones según sexo | 5 |
| 4. Situación y evolución de la gestión en trámite inicial | 6 |
| 5. Seguimiento y control: revisiones de oficio y a instancia de parte | 11 |
| II. PRESTACIONES SOCIALES Y ECONÓMICAS PARA PERSONAS CON DISCAPACIDAD (PSPD) | 13 |
| 1. Introducción..... | 14 |
| 2. Situación y evolución de los beneficiarios, el número de prestaciones y los importes de las nóminas | 15 |
| 3. Situación y evolución de la gestión en trámite inicial | 17 |
| 4. Seguimiento de la gestión de las revisiones de oficio y a instancia de parte | 17 |
| III. ANEXOS | 19 |
| ANEXOS PNC..... | 20 |
| 1. Número de pensiones e importes de las nóminas..... | 21 |
| 2. PNC de jubilación: datos de la gestión mensual y anual | 30 |
| 3. PNC de invalidez: datos de la gestión mensual y anual..... | 40 |
| 4. PNC de la Seguridad Social. Datos de la gestión mensual y anual | 50 |
| 5. PNC de jubilación e invalidez: coeficientes de la gestión mensual | 60 |
| 6. Reclamaciones previas: datos de la gestión mensual y anual..... | 64 |
| 7. Revisiones de oficio e instancia de parte: datos de la gestión mensual y anual | 69 |
| ANEXOS PSPD | 82 |
| 1. Número de beneficiarios, prestaciones e importes de las nóminas | 83 |
| 2. PSPD: datos de la gestión mensual y anual..... | 87 |
| 3. Revisiones de oficio e instancia de parte: datos de la gestión mensual y anual | 92 |
| SITUACIÓN PRESTACIONES DE NATURALEZA NO CONTRIBUTIVA | 113 |



I. Pensiones no contributivas de la Seguridad Social (PNC)



1. Introducción

Los datos sobre la gestión y el pago de la nómina de las Pensiones no Contributivas de la Seguridad Social de jubilación e invalidez (PNC) parten de la información facilitada por los distintos órganos gestores de las Comunidades Autónomas y Direcciones Territoriales del Imsero y se articula, dentro de cada uno de los aspectos objeto de seguimiento y evaluación, como se detalla a continuación:

- Datos de la gestión y de la nómina mensual.
- Datos de la gestión y de la nómina del año 2024, comprendiendo la realizada hasta el mes de referencia.
- Datos sobre la nómina de pago y número de beneficiarios desde el año 2017.

La información presentada hace referencia a los siguientes aspectos:

- Nóminas: situación y evolución de los pensionistas e importes de las mismas.
- Gestión en trámite inicial: recoge la situación y la evolución de la gestión para cada tipo de pensión, en función de distintos parámetros como el movimiento de solicitudes, resoluciones, causas de denegación o coeficientes de la gestión, entre otros.
- Seguimiento y control de pensionistas, con especial incidencia en las revisiones de oficio y a instancia de parte.

Conforme a las distintas modalidades de gestión resultantes de lo establecido en el artículo 373 del Real Decreto Legislativo 8/2015, de 30 de octubre, por el que se aprueba el Texto Refundido de la Ley General de la Seguridad Social, la gestión de estas pensiones es llevada a cabo por las Direcciones Territoriales del Imsero en las Ciudades Autónomas de Ceuta y Melilla, y por los órganos gestores correspondientes en cada una de las Comunidades Autónomas que conforman el Estado español.

2. Situación y evolución de pensiones e importes de las nóminas

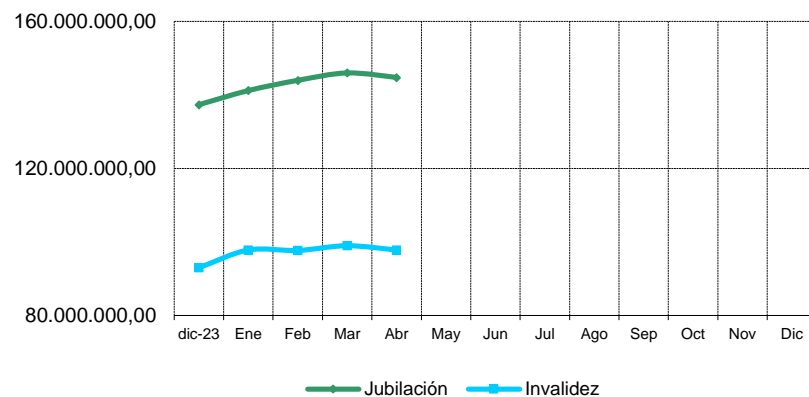
Conforme a la información facilitada por la Gerencia de Informática de la Seguridad Social y por los órganos gestores competentes en las Comunidades Autónomas de Navarra y del País Vasco, el número total de pensiones no contributivas en la nómina de abril de 2024 en todo el Estado español ha alcanzado la cifra de 452.203, que es un 0,11 % mayor que la del mes anterior.



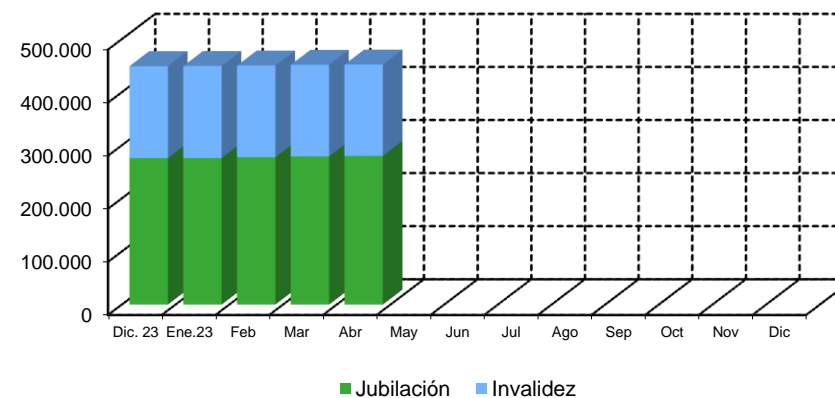
En el cuadro y gráficos siguientes se recogen los datos básicos de la nómina de abril de 2024:

| NÓMINA DE ABRIL | PNC DE JUBILACIÓN | | PNC DE INVALIDEZ | | TOTAL PNC | |
|---------------------|-------------------|--------|------------------|--------|----------------|---------|
| NÚMERO DE PENSIONES | 280.034 | 61,93% | 172.169 | 38,07% | 452.203 | 100,00% |
| IMPORTES | 144.755.132,87 | 59,68% | 97.793.006,55 | 40,32% | 242.548.139,42 | 100,00% |

Evolución importe nóminas mensuales



Evolución número pensionistas



El Real Decreto-ley 8/2023, de 27 de diciembre, por el que se adoptan medidas para afrontar las consecuencias económicas y sociales derivadas de los conflictos en Ucrania y Oriente Próximo, así como para paliar los efectos de la sequía ha establecido la cuantía de las pensiones de la Seguridad Social en su modalidad no contributiva para 2024. De este modo, su importe íntegro anual queda establecido en 7.250,60 € íntegros anuales, que se abonan en 12 mensualidades más dos pagas extraordinarias al año. El importe bruto de la nómina de abril de 2024 queda fijado en 242.548.139,42 euros. El importe medio mensual abonado a cada pensionista ha quedado establecido para la PNC de invalidez en 568,01 euros y para la de jubilación en 516,92 euros, siendo superior el de la PNC de invalidez, entre otras razones, porque 35.442 de sus beneficiarios perciben el complemento del 50% por necesidad de otra persona y porque el montante a percibir en nómina por atrasos es mayor al ser más compleja la gestión y el plazo de resolución.



3. Distribución de las pensiones según sexo

Conforme a la información contenida en el Fichero Técnico de PNC constituido en la Dirección General del Imserso, el perfil del pensionista de PNC de jubilación es predominantemente el de una mujer española, casada, con una edad comprendida entre los 70 y los 74 años y que viven sola o en una unidad de convivencia integrada por 2 y 3 personas. En cuanto al pensionista tipo de PNC de invalidez hay que reseñar que es una mujer que vive sola o en una unidad de convivencia integrada por 2 y 3 personas, acreditando un grado de discapacidad valorado entre el 65% y el 74% y que presenta preferentemente discapacidades de tipo psíquico, seguidas por las de tipología física:

| DISTRIBUCIÓN POR SEXOS DEL BENEFICIARIO DE PENSIÓN NO CONTRIBUTIVA | | | | | | | | | | | | | | | | |
|--|-------------------|---------------|----------------|---------------|------------------|---------------|---------------|---------------|-----------------------------|---------------|---------------|---------------|----------------|---------------|----------------|---------------|
| ÁMBITO GEOGRÁFICO | PNC DE JUBILACIÓN | | | | PNC DE INVALIDEZ | | | | PNC DE JUB.DERIV. INVALIDEZ | | | | TOTAL PNC | | | |
| | VARONES | % | MUJERES | % | VARONES | % | MUJERES | % | VARONES | % | MUJERES | % | VARONES | % | MUJERES | % |
| ANDALUCÍA | 11.164 | 23,98% | 31.902 | 76,02% | 19.149 | 47,42% | 18.327 | 52,58% | 2.921 | 25,09% | 7.908 | 74,91% | 33.234 | 32,60% | 58.137 | 67,40% |
| ARAGÓN | 1.097 | 23,96% | 3.080 | 76,04% | 1.157 | 50,16% | 1.123 | 49,84% | 238 | 31,84% | 503 | 68,16% | 2.492 | 33,88% | 4.706 | 66,12% |
| ASTURIAS | 1.145 | 25,52% | 3.032 | 74,48% | 1.679 | 49,58% | 1.609 | 50,42% | 384 | 26,89% | 893 | 73,11% | 3.208 | 36,21% | 5.534 | 63,79% |
| ILLES BALEARS | 1.603 | 31,95% | 3.260 | 68,05% | 1.305 | 50,00% | 1.166 | 50,00% | 263 | 28,57% | 612 | 71,43% | 3.171 | 37,91% | 5.038 | 62,09% |
| CANARIAS | 5.230 | 29,75% | 11.836 | 70,25% | 8.046 | 45,02% | 9.196 | 54,98% | 1.793 | 19,98% | 6.246 | 80,02% | 15.069 | 34,47% | 27.278 | 65,53% |
| CANTABRIA | 897 | 23,35% | 2.506 | 76,65% | 1.463 | 47,38% | 1.564 | 52,62% | 260 | 28,24% | 621 | 71,76% | 2.620 | 35,01% | 4.691 | 64,99% |
| CASTILLA Y LEÓN | 2.732 | 23,43% | 8.037 | 76,57% | 4.438 | 49,00% | 4.342 | 51,00% | 935 | 34,86% | 1.691 | 65,14% | 8.105 | 35,57% | 14.070 | 64,43% |
| CASTILLA LA MANCHA | 2.156 | 21,01% | 6.968 | 78,99% | 3.855 | 46,43% | 4.232 | 53,57% | 638 | 26,38% | 1.644 | 73,62% | 6.649 | 33,06% | 12.844 | 66,94% |
| CATALUNYA | 10.693 | 29,82% | 22.080 | 70,18% | 13.008 | 50,13% | 12.489 | 49,87% | 2.464 | 30,86% | 5.093 | 69,14% | 26.165 | 38,72% | 39.662 | 61,28% |
| C. VALENCIANA | 7.371 | 24,08% | 20.586 | 75,92% | 8.005 | 47,50% | 8.175 | 52,50% | 1.454 | 22,36% | 4.402 | 77,64% | 16.830 | 32,36% | 33.163 | 67,64% |
| EXTREMADURA | 1.053 | 15,04% | 5.045 | 84,96% | 2.375 | 47,54% | 2.450 | 52,46% | 351 | 26,00% | 956 | 74,00% | 3.779 | 29,92% | 8.451 | 70,08% |
| GALICIA | 4.660 | 23,64% | 13.986 | 76,36% | 6.231 | 50,08% | 6.120 | 49,92% | 1.730 | 28,82% | 3.857 | 71,18% | 12.621 | 34,09% | 23.963 | 65,91% |
| MADRID | 7.517 | 28,37% | 18.056 | 71,63% | 7.799 | 50,53% | 7.300 | 49,47% | 1.537 | 30,75% | 3.002 | 69,25% | 16.853 | 36,54% | 28.358 | 63,46% |
| MURCIA | 1.665 | 25,06% | 4.670 | 74,94% | 3.652 | 49,94% | 3.549 | 50,06% | 639 | 24,81% | 1.664 | 75,19% | 5.956 | 37,52% | 9.883 | 62,48% |
| NAVARRA | 564 | 26,35% | 1.310 | 73,65% | 427 | 48,37% | 423 | 51,63% | 84 | 35,96% | 148 | 64,04% | 1.075 | 34,11% | 1.881 | 65,89% |
| PAÍS VASCO | 2.366 | 29,60% | 4.799 | 70,40% | 3.068 | 56,79% | 2.329 | 43,21% | 400 | 35,39% | 625 | 64,61% | 5.834 | 43,19% | 7.753 | 56,81% |
| LA RIOJA | 346 | 25,90% | 869 | 74,10% | 356 | 53,00% | 311 | 47,00% | 64 | 33,98% | 119 | 66,02% | 766 | 37,11% | 1.299 | 62,89% |
| CEUTA | 322 | 32,83% | 600 | 67,17% | 485 | 47,15% | 531 | 52,85% | 88 | 26,77% | 252 | 73,23% | 895 | 38,77% | 1.383 | 61,23% |
| MELILLA | 342 | 38,59% | 493 | 61,41% | 497 | 42,57% | 522 | 57,43% | 141 | 17,77% | 608 | 82,23% | 980 | 34,07% | 1.623 | 65,93% |
| TOTAL | 62.923 | 25,83% | 163.115 | 74,17% | 86.995 | 48,68% | 85.758 | 51,32% | 16.384 | 26,46% | 40.844 | 73,54% | 166.302 | 35,05% | 289.717 | 64,95% |

4. Situación y evolución de la gestión en trámite inicial

El seguimiento de la gestión de las PNC contempla aquellos aspectos que se corresponden con la situación en trámite inicial de las solicitudes de pensiones no contributivas de jubilación e invalidez. El análisis parte de los datos básicos facilitados por los distintos órganos gestores correspondientes al mes de abril, relativos a la entrada de solicitudes, resoluciones y reconocimientos del derecho a pensión y número de pendientes, cuyas cifras, a nivel del Estado, se ofrecen en el siguiente cuadro.

La información que contiene se ha estructurado en secuencia mensual con el fin de poder seguir la evolución de estos trámites de la gestión a lo largo del año 2024, permitiendo así su contraste con las cifras medias anuales de cada uno de los aspectos que se estudian:

| DATOS BÁSICOS DE LA GESTIÓN ESTATAL DE LAS PNC | | | | | | | | | | | | |
|--|-------------------|---------------|---------------|---------------|------------------|--------------|--------------|--------------|---------------|---------------|---------------|---------------|
| Año 2024 | PNC DE JUBILACIÓN | | | | PNC DE INVALIDEZ | | | | TOTAL PNC | | | |
| | Solicitadas | Resueltas | Aprobadas | Pendiente | Solicitadas | Resueltas | Aprobadas | Pendiente | Solicitadas | Resueltas | Aprobadas | Pendiente |
| Media 2023 | 3.767 | 3.970 | 2.261 | 16.886 | 1.462 | 1.599 | 863 | 8.560 | 5.229 | 5.570 | 3.124 | 25.446 |
| Enero | 4.687 | 3.756 | 2.137 | 17.817 | 1.485 | 1.155 | 579 | 8.890 | 6.172 | 4.911 | 2.716 | 26.707 |
| Febrero | 5.126 | 5.158 | 3.094 | 17.785 | 1.882 | 1.829 | 1.034 | 8.943 | 7.008 | 6.987 | 4.128 | 26.728 |
| Marzo | 4.810 | 4.708 | 2.696 | 17.887 | 1.683 | 1.752 | 866 | 8.874 | 6.493 | 6.460 | 3.562 | 26.761 |
| Abril | 4.637 | 4.649 | 2.811 | 17.875 | 1.790 | 1.699 | 910 | 8.965 | 6.427 | 6.348 | 3.721 | 26.840 |
| Mayo | | | | | | | | | | | | |
| Junio | | | | | | | | | | | | |
| Julio | | | | | | | | | | | | |
| Agosto | | | | | | | | | | | | |
| Septiembre | | | | | | | | | | | | |
| Octubre | | | | | | | | | | | | |
| Noviembre | | | | | | | | | | | | |
| Diciembre | | | | | | | | | | | | |
| Total | 19.260 | 18.271 | 10.738 | 17.875 | 6.840 | 6.435 | 3.389 | 8.965 | 26.100 | 24.706 | 14.127 | 26.840 |
| Media 2024 | 4.815 | 4.568 | 2.685 | | 1.710 | 1.609 | 847 | | 6.525 | 6.177 | 3.532 | |



Analizando de un modo específico cada uno de los aspectos de la gestión, para el mes de abril, se obtienen los siguientes resultados:

- Se han presentado un total de 6.427 solicitudes de las que el 72,15 % corresponden a la PNC de jubilación y que en análisis comparativo respecto al mes anterior reflejan un descenso global del 1,02 %. En jubilación se refleja un descenso del 3,60 %, que respecto a la media del año en curso alcanza el 3,70 %, mientras que en invalidez se ha producido un ascenso del 6,36 %, que respecto a la media del año en curso se queda en un 4,68 %:

| SOLICITUDES PRESENTADAS | | | | | | |
|--------------------------------|--------------|----------------|--------------|-------------------------|--------------|-------------------------|
| TIPO PNC | ABRIL 2024 | | MARZO 2024 | ABRIL 2024 / MARZO 2024 | MEDIA 2024 | ABRIL 2024 / MEDIA 2024 |
| JUBILACIÓN | 4.637 | 72,15% | 4.810 | -3,60% | 4.815 | -3,70% |
| INVALIDEZ | 1.790 | 27,85% | 1.683 | 6,36% | 1.710 | 4,68% |
| TOTAL | 6.427 | 100,00% | 6.493 | -1,02% | 6.525 | -1,50% |

- Del total de 6.348 solicitudes resueltas, el 73,24 % ha sido de PNC de jubilación. La comparación con el mes anterior refleja un descenso global del 1,73 %, que en invalidez alcanza el 3,03 %, y respecto a la media del año en curso se registra un incremento global del 2,77 %, que en invalidez llega al 5,59 %:

| SOLICITUDES RESUELTAS | | | | | | |
|------------------------------|--------------|----------------|--------------|-------------------------|--------------|-------------------------|
| TIPO PNC | ABRIL 2024 | | MARZO 2024 | ABRIL 2024 / MARZO 2024 | MEDIA 2024 | ABRIL 2024 / MEDIA 2024 |
| JUBILACIÓN | 4.649 | 73,24% | 4.708 | -1,25% | 4.568 | 1,77% |
| INVALIDEZ | 1.699 | 26,76% | 1.752 | -3,03% | 1.609 | 5,59% |
| TOTAL | 6.348 | 100,00% | 6.460 | -1,73% | 6.177 | 2,77% |



- De las 3.721 solicitudes aprobadas en el mes, el 75,54 % ha correspondido a la PNC de jubilación. Respecto al mes anterior se ha producido un ascenso del 4,46 %, que en invalidez alcanza el 5,08 %, y respecto a la media del año en curso se registra un incremento global del 5,35 %, que en invalidez llega al 7,44 %:

| SOLICITUDES APROBADAS | | | | | | |
|------------------------------|-------------------|----------------|-------------------|--------------------------------|-------------------|--------------------------------|
| TIPO PNC | ABRIL 2024 | | MARZO 2024 | ABRIL 2024 / MARZO 2024 | MEDIA 2024 | ABRIL 2024 / MEDIA 2024 |
| JUBILACIÓN | 2.811 | 75,54% | 2.696 | 4,27% | 2.685 | 4,69% |
| INVALIDEZ | 910 | 24,46% | 866 | 5,08% | 847 | 7,44% |
| TOTAL | 3.721 | 100,00% | 3.562 | 4,46% | 3.532 | 5,35% |

- El número de solicitudes pendientes de resolución al finalizar el mes de abril, un total de 26.840, ha experimentado un descenso en jubilación del 0,07 % y un incremento en invalidez del 1,03 %:

| SOLICITUDES PENDIENTES | | | | | | |
|-------------------------------|-------------------|----------------|-------------------|----------------|--------------------|-------------------|
| TIPO PNC | ABRIL 2024 | | MARZO 2024 | | DIFERENCIAS | |
| | | | | | ABSOLUTA | PORCENTUAL |
| JUBILACIÓN | 17.875 | 66,60% | 17.887 | 66,84% | -12 | -0,07% |
| INVALIDEZ | 8.965 | 33,40% | 8.874 | 33,16% | 91 | 1,03% |
| TOTAL | 26.840 | 100,00% | 26.761 | 100,00% | 79 | 0,30% |



Los aspectos de la gestión analizados en los puntos anteriores tienen su reflejo en los indicadores de seguimiento incluidos en el siguiente cuadro:

| COEFICIENTES DE COBERTURA, RECONOCIMIENTO Y GESTIÓN | | | | | | |
|--|--------------------------|-----------------------|-----------------------|-------------------------|-----------------------|-----------------------|
| Año 2024 | PNC DE JUBILACIÓN | | | PNC DE INVALIDEZ | | |
| | Cobertura | Reconocimiento | Gestión (días) | Cobertura | Reconocimiento | Gestión (días) |
| Enero | 80,14% | 56,90% | 114 | 77,88% | 50,13% | 180 |
| Febrero | 100,62% | 59,98% | 109 | 97,18% | 56,53% | 159 |
| Marzo | 97,88% | 57,26% | 110 | 105,09% | 49,22% | 157 |
| Abril | 100,26% | 60,46% | 111 | 94,92% | 53,56% | 157 |
| Mayo | | | | | | |
| Junio | | | | | | |
| Julio | | | | | | |
| Agosto | | | | | | |
| Septiembre | | | | | | |
| Octubre | | | | | | |
| Noviembre | | | | | | |
| Diciembre | | | | | | |

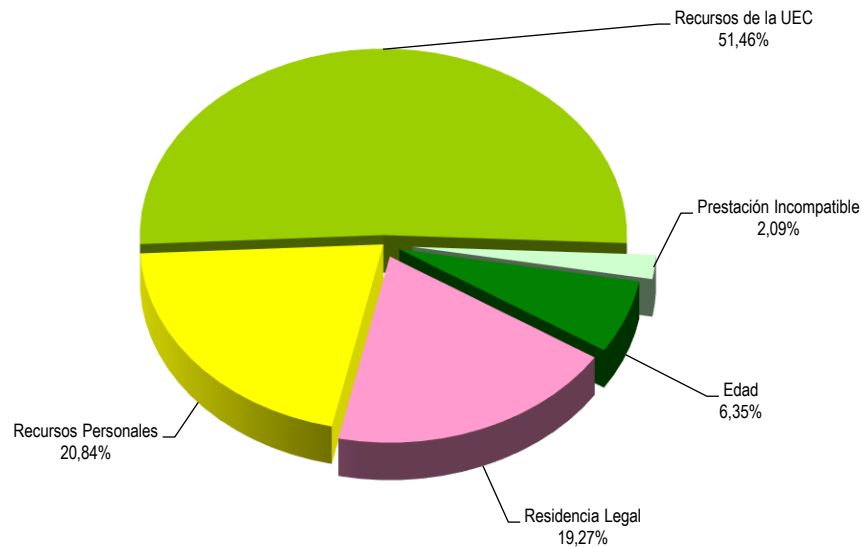
En esta línea cabe significar que, en el mes de abril, las resoluciones efectuadas en la PNC de jubilación han cubierto un total del 100,26 % del volumen de entrada de solicitudes del mes, coeficiente que en invalidez es del 94,92 %. Atendiendo al número de solicitudes pendientes de resolución al finalizar el mes de abril, cabe estimar que el tiempo medio de tramitación sería de 111 días en la PNC de jubilación y de 157 días en invalidez, lo que supone que se haya producido un aumento de un día en jubilación mientras que se mantiene estable en invalidez respecto al mismo dato que en el mes pasado.

Por último, como es habitual en la mayor parte de los meses desde el inicio de la gestión, se ha producido una mayor proporción de reconocimientos del derecho en la PNC de jubilación frente a la de invalidez, dentro del conjunto de solicitudes resueltas en cada tipo. El menor coeficiente de reconocimiento en la pensión de invalidez es debido a la mayor selectividad de los requisitos necesarios para el acceso al derecho.

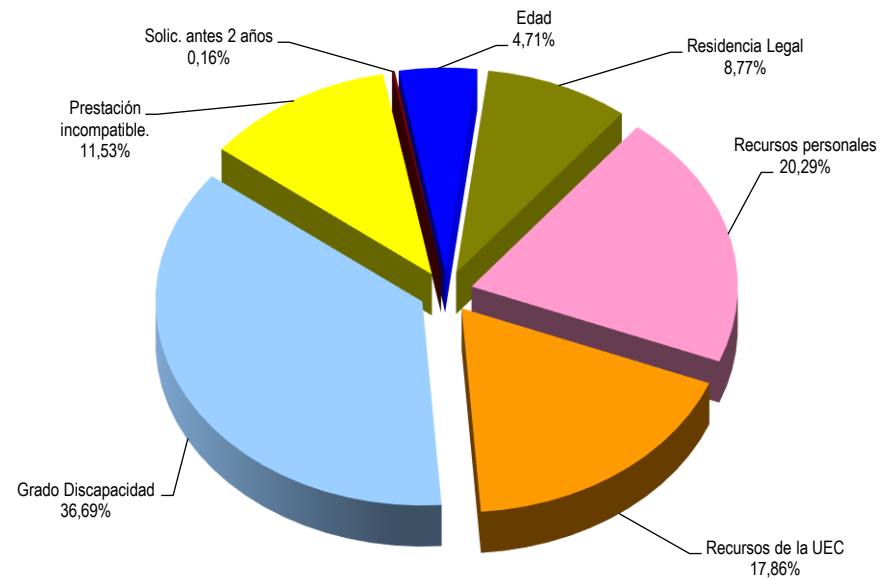


- **Causas de denegación:** Las causas de denegación mensual en trámite inicial, por tipos de pensión, en su distribución porcentual, han sido las siguientes:

Causas de Denegación PNC jubilación



Causas de Denegación PNC invalidez



- ✓ En la PNC de jubilación se han denegado 1.339 solicitudes, de las que 689 lo han sido por superar el límite de recursos económicos aplicable para la unidad económica de convivencia (UEC).
- ✓ En la PNC de invalidez, la causa de denegación más frecuente ha sido la relativa al grado de discapacidad con 226 casos, sobre el total de 616.
- **Reclamaciones:** Con la información facilitada por los distintos órganos gestores se han presentado 594 reclamaciones, de las que el 65,82 % corresponden a PNC de jubilación. El número de reclamaciones resueltas se ha situado en 554, de las que el 66,97 % han sido desestimadas. El número de reclamaciones pendientes al finalizar el mes de abril se mantiene en 1.715, un 2,51 % más que las pendientes al finalizar el mes anterior.



5. Seguimiento y control: revisiones de oficio y a instancia de parte

La revisión de oficio se inicia por el órgano gestor cuando, como resultado de las medidas de control disponibles o implantadas, conoce cualquier dato o información que pueda producir o haya producido variación sobrevenida en los requisitos, y ello pueda dar lugar a la modificación de la cuantía, a la suspensión o a la extinción del derecho a la pensión, procediendo, en su caso, el abono de atrasos o la reclamación de las cantidades indebidamente percibidas.

Por otro lado, las revisiones a instancia de parte se inician cuando el interesado, en cumplimiento de sus obligaciones, comunica al órgano gestor cualquier variación sobrevenida en su situación que pudiera tener incidencia en el derecho o en la cuantía reconocida de la pensión, siendo sus efectos resultantes idénticos a los ya mencionados para las revisiones de oficio.

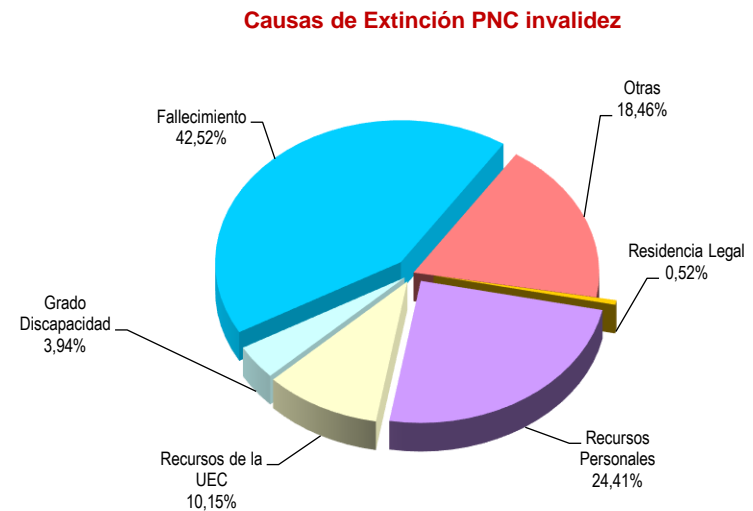
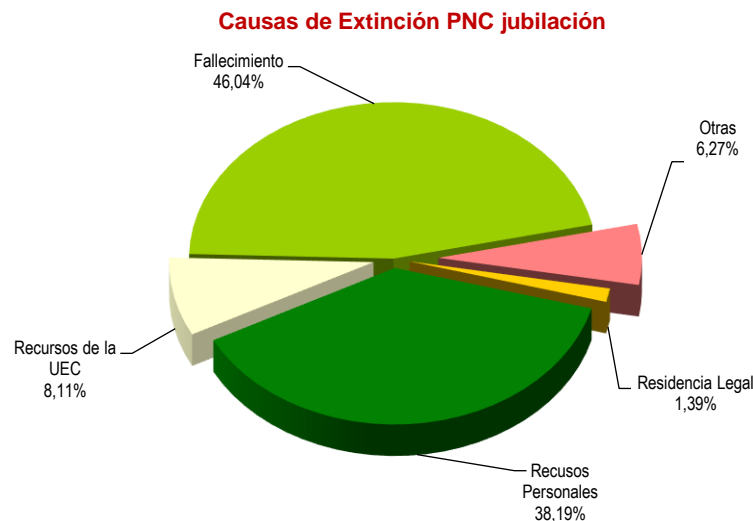
El análisis parte de los datos básicos correspondientes al mes de abril, relativos al volumen global de revisiones a efectuar en el mes, las efectuadas y el detalle de las situaciones finales derivadas de dicho proceso, cuyas cifras son las siguientes:


| DATOS DE LA GESTIÓN ESTATAL DE LAS REVISIONES DE OFICIO Y A INSTANCIA DE PARTE PNC | | | | | | | | | | | | | | | | | | |
|--|-------------------|-----------------------|--------------|------------|--------------|---------------|------------------|-----------------------|--------------|--------------|--------------|---------------|---------------|-----------------------|--------------|--------------|---------------|---------------|
| Año 2024 | PNC DE JUBILACIÓN | | | | | | PNC DE INVALIDEZ | | | | | | Total PNC | | | | | |
| | Entrada | Revisiones Efectuadas | | | | | Entrada | Revisiones Efectuadas | | | | | Entrada | Revisiones Efectuadas | | | | |
| | | Sin Mod. | Con Mod. | Suspensión | Ext. Dho. | Total | | Sin Mod. | Con Mod. | Suspensión | Ext. Dho. | Total | | Sin Mod. | Con Mod. | Suspensión | Ext. Dho. | Total |
| Enero | 2.541 | 619 | 505 | 129 | 1.577 | 2.830 | 2.902 | 782 | 886 | 202 | 1.115 | 2.985 | 5.443 | 1.401 | 1.391 | 331 | 2.692 | 5.815 |
| Febrero | 3.661 | 775 | 828 | 147 | 1.687 | 3.437 | 3.643 | 930 | 1.051 | 302 | 1.128 | 3.411 | 7.304 | 1.705 | 1.879 | 449 | 2.815 | 6.848 |
| Marzo | 2.900 | 691 | 581 | 119 | 1.334 | 2.725 | 3.280 | 1.024 | 787 | 208 | 1.015 | 3.034 | 6.180 | 1.715 | 1.368 | 327 | 2.349 | 5.759 |
| Abril | 2.871 | 629 | 703 | 139 | 1.579 | 3.050 | 3.189 | 850 | 915 | 298 | 1.143 | 3.206 | 6.060 | 1.479 | 1.618 | 437 | 2.722 | 6.256 |
| Mayo | | | | | | | | | | | | | | | | | | |
| Junio | | | | | | | | | | | | | | | | | | |
| Julio | | | | | | | | | | | | | | | | | | |
| Agosto | | | | | | | | | | | | | | | | | | |
| Septiembre | | | | | | | | | | | | | | | | | | |
| Octubre | | | | | | | | | | | | | | | | | | |
| Noviembre | | | | | | | | | | | | | | | | | | |
| Diciembre | | | | | | | | | | | | | | | | | | |
| Total Año | 11.973 | 2.714 | 2.617 | 534 | 6.177 | 12.042 | 13.014 | 3.586 | 3.639 | 1.010 | 4.401 | 12.636 | 24.987 | 6.300 | 6.256 | 1.544 | 10.578 | 24.678 |
| Media mensual | 2.993 | 679 | 654 | 134 | 1.544 | 3.011 | 3.254 | 897 | 910 | 253 | 1.100 | 3.159 | 6.247 | 1.575 | 1.564 | 386 | 2.645 | 6.170 |



Analizando específicamente cada uno de los aspectos señalados, para el mes de abril se obtienen los siguientes resultados:

- Se han iniciado 6.060 revisiones, el 52,62 % en invalidez, y se ha emitido 6.256 revisiones, el 51,25 % en invalidez.
- El 23,64 % de las revisiones efectuadas no ha supuesto variación en la cuantía ni el derecho a la pensión no contributiva.
- El 25,86 % de las revisiones efectuadas han modificado la cuantía de la pensión, el 56,55 % en invalidez, en las que se han incluido 66 recuperaciones del derecho por el cese en la actividad laboral, así como 97 declaraciones de compatibilidad en el percibo de la pensión de invalidez con los ingresos derivados de esa actividad, previstas en el artículo 366 de la LGSS.
- El 6,98 % de las revisiones efectuadas han derivado en suspensión del derecho. Del total de 437 suspensiones, 156 vienen motivadas en que el pensionista de invalidez ha iniciado una actividad laboral, sin que proceda declarar la compatibilidad en el percibo de la pensión con los ingresos derivados de dicha actividad.
- Se ha extinguido el derecho a 2.722 pensionistas, el 58,01 % en PNC de jubilación. El fallecimiento del titular es el primer motivo de extinción, con el 44,56 % del total de causas de extinción. Las causas económicas en su conjunto –ingresos personales y de la U.E.C.– son el segundo motivo de extinción, predominando la causa de los ingresos personales. Si las extinciones por motivos económicos se analizan según el tipo de pensión, en jubilación representan el 46,30 % y en invalidez descienden al 34,56 %.





II. Prestaciones sociales y económicas para personas con discapacidad (PSPD)



1. Introducción

El seguimiento y la evolución de la gestión y el pago de la nómina de las Prestaciones Sociales y Económicas para personas con discapacidad, contempladas en el Texto Refundido de la Ley General de derechos de las personas con discapacidad y de su inclusión social, aprobado por el Real Decreto Legislativo 1/2013, de 29 de noviembre y reguladas por el Real Decreto 383/1984, de 1 de abril, parte de la información facilitada por los distintos órganos gestores de las Comunidades Autónomas y de las Direcciones Territoriales del Imserso de Ceuta y Melilla, y se articula como se detalla a continuación:

- Datos de la gestión y de la nómina mensual.
- Datos de la gestión y de la nómina del año 2024, comprendiendo la realizada hasta el mes de referencia.
- Datos sobre la nómina de pago y número de beneficiarios desde el año 2016.

La información que suministra este apartado del informe hace referencia a los siguientes aspectos:

- Nóminas: situación y evolución de los beneficiarios, del número de subsidios que disfrutaban y de sus importes mensuales.

Todo ello teniendo en cuenta que una amplia mayoría de aquellos continúan siéndolo de uno o de los dos subsidios suprimidos por la Ley 26/1990 - Subsidios de Garantía de Ingresos Mínimos (SGIM) y por Ayuda de Tercera Persona (SATP) -, en aplicación de lo establecido en la Disposición Transitoria vigésima quinta de la Ley General de la Seguridad Social.

Se ofrece también información sobre el número de personas que disfrutaban de Asistencia Sanitaria y Prestación Farmacéutica (ASPF) y sobre el movimiento de beneficiarios, con especial incidencia, en este caso, en el número de aquellos que han optado por alguna prestación no contributiva.

- Gestión en trámite inicial: recoge la situación y la evolución de la gestión de las dos prestaciones vigentes tras la entrada en vigor de la Ley 26/1990, de 20 de diciembre: Subsidio de Movilidad y Compensación para Gastos de Transporte (SMGT) y Asistencia Sanitaria y Prestación Farmacéutica (ASPF).
- Gestión de las revisiones iniciadas, de oficio o a instancia de parte, respecto a todas las prestaciones sociales y económicas para personas con discapacidad.



2. Situación y evolución de los beneficiarios, el número de prestaciones y los importes de las nóminas

El Real Decreto-ley 8/2023, de 27 de diciembre, por el que se adoptan medidas para afrontar las consecuencias económicas y sociales derivadas de los conflictos en Ucrania y Oriente Próximo, así como para paliar los efectos de la sequía, establece que el subsidio de movilidad y compensación para gastos de transporte se revalorizará en 2024 en un porcentaje del 3'8%, alcanzando un importe anual de 974,40 euros.

En cuanto las cuantías de los subsidios de garantía de ingresos mínimos y por ayuda de tercera persona, se mantienen vigentes, en tanto que no se apruebe la Ley de Presupuestos Generales del Estado para 2024, las establecidas en la Ley 31/2022, de 23 de diciembre, de Presupuestos Generales del Estado para el año 2023

De este modo, quedan fijados los importes mensuales siguientes:

- Subsidio de Garantía de Ingresos Mínimos, SGIM (14 pagas /año): 149,86 euros.
- Subsidio por Ayuda de Tercera Persona, SATP (14 pagas /año): 58,45 euros.
- Subsidio de Movilidad y Compensación por Gastos de Transporte, SMGT (12 pagas /año): 81,20 euros.

De acuerdo con la información facilitada por el Área de Informática del Imsero sobre los datos de nómina, así como por los órganos gestores de las Comunidades Autónomas de Navarra y del País Vasco, el número de beneficiarios distintos en el mes de abril asciende a 7.987, un 0,53% menos que en el mes anterior.

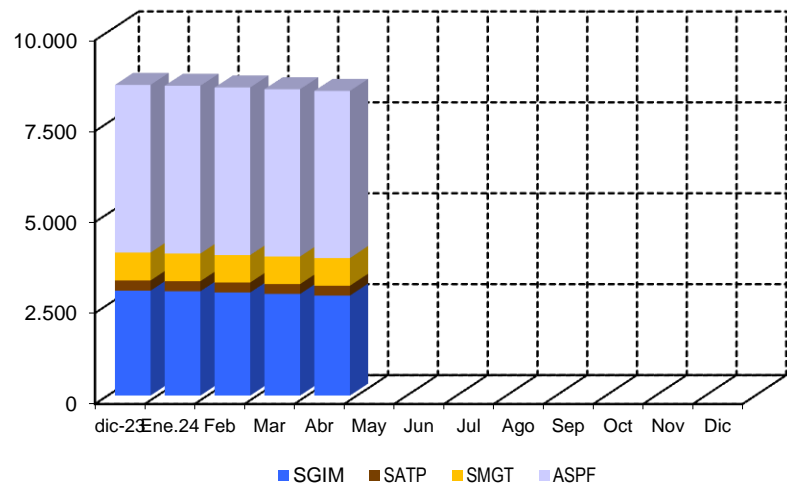
El número total de prestaciones reconocidas asciende a 8.423, cifra ésta superior a la de los beneficiarios distintos, ya que una misma persona puede tener reconocido el derecho a más de una prestación. Del total de prestaciones, 3.781 son de naturaleza económica, de las que el 72,73 % corresponde al SGIM, el 7,14 % al SATP y el 20,12 % restante al SMGT. Por último, la prestación de ASPF la tenían reconocida un total de 4.596 personas, un 0,1% menos que en el mes anterior.



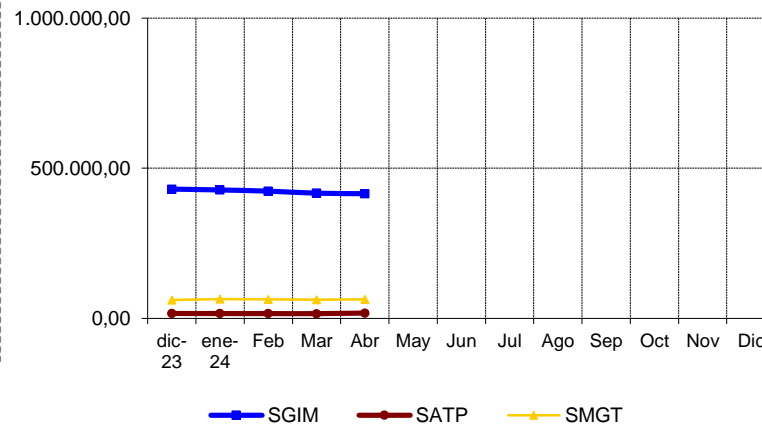
Los siguientes cuadros reflejan los datos básicos señalados de la nómina:

| NÓMINA DE ABRIL | BENEFICIARIOS DISTINTOS | SGIM | SATP | SMGT | ASPF | TOTAL PRESTACIONES |
|-----------------|-------------------------|------------|-----------|-----------|-------|--------------------|
| BENEFICIARIOS | 7.946 | 2.750 | 270 | 761 | 4.596 | 8.377 |
| IMPORTE | | 415.369,76 | 17.826,60 | 62.915,00 | | 496.111,36 |

Evolución número prestaciones



Evolución importes nóminas mensuales



El importe de la nómina del mes de abril ha ascendido a un total de 496.111,36 euros, correspondiendo el 83,72 % al SGIM.

Finalmente, y conforme a la información disponible, los datos sobre el perfil tipo del beneficiario de las prestaciones sociales y económicas para personas con discapacidad muestran un predominio de las mujeres sobre los hombres en un porcentaje de entorno al 70%. Esta mujer tipo tiene una discapacidad de física, su edad supera los 80 años y convive preferentemente integrada en una unidad familiar de la que depende económicamente.



3. Situación y evolución de la gestión en trámite inicial

Como se ha señalado en la introducción de este informe, el volumen de la gestión de las prestaciones sociales y económicas para personas con discapacidad contempladas en el Real Decreto 383/1984, de 1 de febrero, se vio muy reducido tras la entrada en vigor de la Ley 26/1990, de 20 de diciembre, que suprimió los subsidios de Garantía de Ingresos Mínimos y por Ayuda de Tercera Persona.

Los datos de la gestión de las solicitudes presentadas, resueltas, aprobadas y el índice de reconocimiento de las dos prestaciones vigentes (SMGT y ASPF), correspondientes al mes de abril se recogen en los anexos 58 a 61.

4. Seguimiento de la gestión de las revisiones de oficio y a instancia de parte

La revisión de oficio es la iniciada por el órgano gestor cuando, como resultado de las medidas de control disponibles o implantadas, conoce cualquier dato o información que pueda producir o haya producido una variación sobrevenida en los requisitos, y ello pueda dar lugar a la modificación de la cuantía o a la suspensión o extinción del derecho a la prestación, procediendo, en su caso, el abono de atrasos o la reclamación de las cantidades indebidamente percibidas.

Por otro lado, las revisiones a instancia de parte se inician cuando el interesado, en cumplimiento de sus obligaciones, comunica al órgano gestor cualquier variación sobrevenida en su situación que pudiera tener incidencia en el derecho o en la cuantía reconocida de la prestación, siendo sus efectos resultantes idénticos a los ya indicados para las revisiones de oficio.

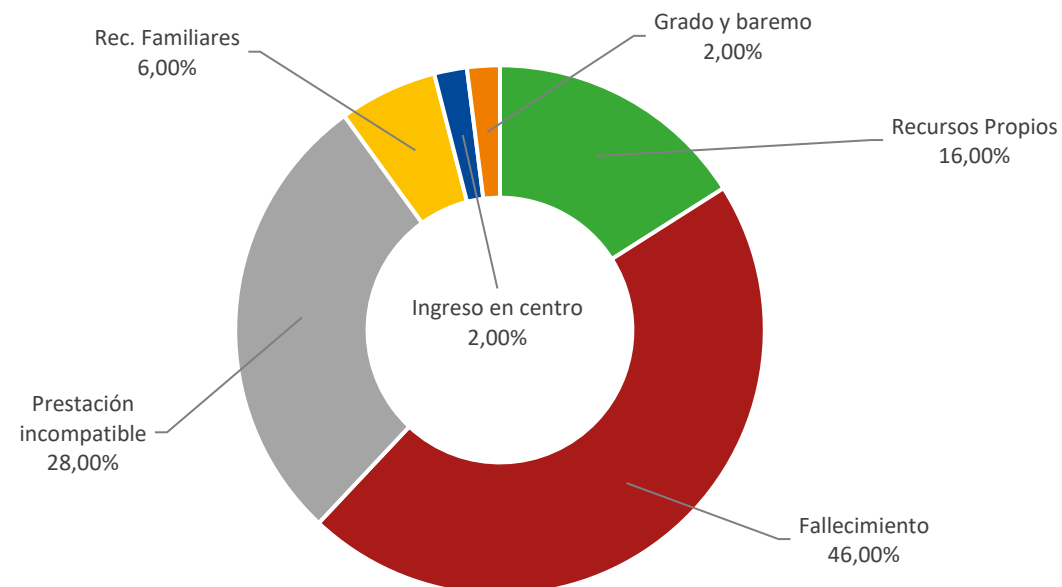
Los datos correspondientes al mes de abril se refieren al detalle de las situaciones finales derivadas de los procesos de revisión, cuyas cifras se reflejan en los anexos 62 a 71.



Del análisis de los mismos es posible obtener las siguientes conclusiones:

- ✓ Se han emitido en el mes 54 resoluciones en las que se ha modificado la cuantía, se ha suspendido o se ha extinguido el derecho a alguna de las prestaciones, de las que el 66,66 % se corresponde con el SGIM.
- ✓ Se ha emitido 1 resolución que han modificado la cuantía del SGIM.
- ✓ Se han llevado a cabo 2 suspensiones de prestación SGIM.

El siguiente gráfico refleja los distintos motivos de extinción en el total de prestaciones. Las principales causas de la pérdida del derecho están sustentadas, por este orden, en el fallecimiento del titular, en que el beneficiario sea titular de alguna prestación incompatible y, en tercer lugar, en las causas económicas superiores al límite, tanto de recursos propios como los de la UEC.





III. Anexos



Anexos PNC



1. Número de pensiones e importes de las nóminas



**PENSIONES NO CONTRIBUTIVAS (PNC)
EVOLUCIÓN DE LAS NÓMINAS**
**TOTAL ESTADO
CON NAVARRA Y PAÍS VASCO**

| AÑO/MENSUALIDAD | IMPORTES BRUTOS | | | NÚMERO DE PENSIONES POR TIPO | | |
|---------------------------|-----------------------|-----------------------|-----------------------|------------------------------|-----------|---------|
| | JUBILACIÓN | INVALIDEZ | TOTAL | JUBILACIÓN | INVALIDEZ | TOTAL |
| AÑO 2017 | 1.288.968.509,10 | 1.114.654.667,02 | 2.403.623.176,12 | 256.690 | 197.988 | 454.678 |
| AÑO 2018 | 1.332.591.432,33 | 1.132.835.599,81 | 2.465.427.032,14 | 257.023 | 194.757 | 451.780 |
| AÑO 2019 | 1.399.861.375,29 | 1.152.150.277,32 | 2.552.011.652,61 | 261.044 | 191.113 | 452.157 |
| AÑO 2020 | 1.429.951.491,95 | 1.139.436.029,68 | 2.569.387.521,63 | 260.169 | 185.852 | 446.021 |
| AÑO 2021 | 1.462.993.107,03 | 1.137.034.845,77 | 2.600.027.952,80 | 263.328 | 182.791 | 446.119 |
| AÑO 2022 | 1.697.581.887,76 | 1.259.841.787,19 | 2.957.423.674,95 | 267.093 | 177.443 | 444.536 |
| AÑO 2023 | 1.849.935.831,97 | 1.306.602.409,95 | 3.156.538.241,92 | 275.935 | 173.263 | 449.198 |
| AÑO 2024 | | | | | | |
| ENERO | 141.189.369,52 | 97.812.422,58 | 239.001.792,10 | 276.040 | 173.394 | 449.434 |
| FEBRERO | 143.969.846,22 | 97.688.880,26 | 241.658.726,48 | 277.666 | 172.684 | 450.350 |
| MARZO | 145.978.725,02 | 98.975.919,49 | 244.954.644,51 | 279.130 | 172.582 | 451.712 |
| ABRIL | 144.755.132,87 | 97.793.006,55 | 242.548.139,42 | 280.034 | 172.169 | 452.203 |
| MAYO | | | | | | |
| JUNIO* | | | | | | |
| JULIO | | | | | | |
| AGOSTO | | | | | | |
| SEPTIEMBRE | | | | | | |
| OCTUBRE | | | | | | |
| NOVIEMBRE* | | | | | | |
| DICIEMBRE | | | | | | |
| TOTAL AÑO 2024 (1) | 576.358.748,63 | 392.526.953,88 | 968.885.702,51 | | | |

* Junto a la mensualidad se abona una paga extra

(1) En importes está incluido lo abonado por el quinto pago del complemento por alquiler del año 2023 y el primero del año 2024.

PENSIONES NO CONTRIBUTIVAS DE LA SEGURIDAD SOCIAL

PENSIONES E IMPORTE DE LA NÓMINA AÑO 2024

ABRIL

| CC.AA. Y/O PROVINCIAS | PNC DE JUBILACIÓN | | | PNC DE INVALIDEZ | | | TOTAL JUBILACIÓN E INVALIDEZ | | |
|-----------------------------|------------------------|----------------------|---------------------|------------------------|----------------------|---------------------|------------------------------|----------------------|---------------------|
| | NÚMERO DE PENSIONES | IMPORTE BRUTO | PROMEDIO MENSUAL | NÚMERO DE PENSIONES | IMPORTE BRUTO | PROMEDIO MENSUAL | NÚMERO DE PENSIONES | IMPORTE BRUTO | PROMEDIO MENSUAL |
| ANDALUCÍA | 54.008 | 28.631.113,32 | 530,13 | 37.669 | 21.835.030,90 | 579,66 | 91.677 | 50.466.144,22 | 550,48 |
| ALMERÍA | 3.916 | 2.035.984,30 | 519,91 | 2.480 | 1.423.253,66 | 573,89 | 6.396 | 3.459.237,96 | 540,84 |
| CÁDIZ | 9.291 | 5.101.099,92 | 549,04 | 6.917 | 4.071.667,10 | 588,65 | 16.208 | 9.172.767,02 | 565,94 |
| CÓRDOBA | 4.927 | 2.484.815,70 | 504,33 | 3.418 | 1.901.438,75 | 556,30 | 8.345 | 4.386.254,45 | 525,61 |
| GRANADA | 4.754 | 2.511.866,58 | 528,37 | 3.876 | 2.355.388,66 | 607,69 | 8.630 | 4.867.255,24 | 563,99 |
| HUELVA | 3.207 | 1.647.507,42 | 513,72 | 3.255 | 1.817.705,11 | 558,43 | 6.462 | 3.465.212,53 | 536,24 |
| JAÉN | 2.726 | 1.426.983,01 | 523,47 | 2.318 | 1.368.368,02 | 590,32 | 5.044 | 2.795.351,03 | 554,19 |
| MÁLAGA | 13.009 | 7.011.261,80 | 538,95 | 6.727 | 3.947.697,20 | 586,84 | 19.736 | 10.958.959,00 | 555,28 |
| SEVILLA | 12.178 | 6.411.594,59 | 526,49 | 8.678 | 4.949.512,40 | 570,35 | 20.856 | 11.361.106,99 | 544,74 |
| ARAGÓN | 4.925 | 2.475.501,06 | 502,64 | 2.288 | 1.299.463,92 | 567,95 | 7.213 | 3.774.964,98 | 523,36 |
| HUESCA | 967 | 490.514,98 | 507,25 | 514 | 294.992,80 | 573,92 | 1.481 | 785.507,78 | 530,39 |
| TERUEL | 431 | 220.736,24 | 512,15 | 160 | 88.482,59 | 553,02 | 591 | 309.218,83 | 523,21 |
| ZARAGOZA | 3.527 | 1.764.249,84 | 500,21 | 1.614 | 915.988,53 | 567,53 | 5.141 | 2.680.238,37 | 521,35 |
| ASTURIAS | 5.461 | 2.814.340,88 | 515,35 | 3.314 | 1.883.552,79 | 568,36 | 8.775 | 4.697.893,67 | 535,37 |
| ILLES BALEARS | 5.736 | 2.914.691,53 | 508,14 | 2.473 | 1.410.754,90 | 570,46 | 8.209 | 4.325.446,43 | 526,92 |
| CANARIAS | 25.084 | 12.874.380,82 | 513,25 | 17.280 | 9.637.138,25 | 557,70 | 42.364 | 22.511.519,07 | 531,38 |
| LAS PALMAS | 10.990 | 5.710.316,56 | 519,59 | 6.771 | 3.722.418,11 | 549,76 | 17.761 | 9.432.734,67 | 531,09 |
| S.C. TENERIFE | 14.094 | 7.164.064,26 | 508,31 | 10.509 | 5.914.720,14 | 562,82 | 24.603 | 13.078.784,40 | 531,59 |
| CANTABRIA | 4.280 | 2.126.889,55 | 496,94 | 3.031 | 1.737.685,53 | 573,30 | 7.311 | 3.864.575,08 | 528,60 |
| CASTILLA Y LEÓN | 13.228 | 6.746.233,06 | 510,00 | 8.129 | 4.622.179,00 | 568,60 | 21.357 | 11.368.412,06 | 532,30 |
| ÁVILA | 1.149 | 585.390,43 | 509,48 | 788 | 444.151,17 | 563,64 | 1.937 | 1.029.541,60 | 531,51 |
| BURGOS | 1.321 | 685.067,96 | 518,60 | 1.146 | 646.060,02 | 563,75 | 2.467 | 1.331.127,98 | 539,57 |
| LEÓN | 2.479 | 1.260.722,87 | 508,56 | 1.604 | 898.042,36 | 559,88 | 4.083 | 2.158.765,23 | 528,72 |
| PALENCIA | 1.037 | 531.936,66 | 512,96 | 625 | 359.146,15 | 574,63 | 1.662 | 891.082,81 | 536,15 |
| SALAMANCA | 2.456 | 1.261.705,64 | 513,72 | 1.416 | 829.400,93 | 585,74 | 3.872 | 2.091.106,57 | 540,06 |
| SEGOVIA | 551 | 285.048,37 | 517,33 | 345 | 194.598,24 | 564,05 | 896 | 479.646,61 | 535,32 |
| SORIA | 307 | 159.685,70 | 520,15 | 130 | 80.046,92 | 615,75 | 437 | 239.732,62 | 548,59 |
| VALLADOLID | 2.663 | 1.333.865,25 | 500,89 | 1.362 | 755.046,82 | 554,37 | 4.025 | 2.088.912,07 | 518,98 |
| ZAMORA | 1.265 | 642.810,18 | 508,15 | 713 | 415.686,39 | 583,01 | 1.978 | 1.058.496,57 | 535,13 |
| CASTILLA-LA MANCHA | 11.145 | 5.612.703,13 | 503,61 | 8.335 | 4.746.706,61 | 569,49 | 19.480 | 10.359.409,74 | 531,80 |
| ALBACETE | 2.096 | 1.066.355,23 | 508,76 | 2.006 | 1.144.320,23 | 570,45 | 4.102 | 2.210.675,46 | 538,93 |
| CIUDAD REAL | 2.881 | 1.449.564,51 | 503,15 | 1.981 | 1.137.216,22 | 574,06 | 4.862 | 2.586.780,73 | 532,04 |
| CUENCA | 1.088 | 555.949,78 | 510,98 | 1.045 | 596.929,80 | 571,22 | 2.133 | 1.152.879,58 | 540,50 |
| GUADALAJARA | 919 | 481.488,77 | 523,93 | 662 | 395.217,46 | 597,01 | 1.581 | 876.706,23 | 554,53 |
| TOLEDO | 4.161 | 2.059.344,84 | 494,92 | 2.641 | 1.473.022,90 | 557,75 | 6.802 | 3.532.367,74 | 519,31 |

(Continúa al dorso)

| CC.AA. Y/O PROVINCIAS | PNC DE JUBILACIÓN | | | PNC DE INVALIDEZ | | | TOTAL JUBILACIÓN E INVALIDEZ | | |
|-----------------------------|------------------------|-----------------------|---------------------|------------------------|----------------------|---------------------|------------------------------|-----------------------|---------------------|
| | NÚMERO DE PENSIONES | IMPORTE BRUTO | PROMEDIO MENSUAL | NÚMERO DE PENSIONES | IMPORTE BRUTO | PROMEDIO MENSUAL | NÚMERO DE PENSIONES | IMPORTE BRUTO | PROMEDIO MENSUAL |
| CATALUNYA | 40.284 | 21.164.987,63 | 525,39 | 25.542 | 14.325.533,60 | 560,86 | 65.826 | 35.490.521,23 | 539,16 |
| BARCELONA | 28.998 | 15.166.738,56 | 523,03 | 17.674 | 9.891.550,26 | 559,67 | 46.672 | 25.058.288,82 | 536,90 |
| GIRONA | 4.072 | 2.168.432,19 | 532,52 | 2.368 | 1.315.027,92 | 555,33 | 6.440 | 3.483.460,11 | 540,91 |
| LLEIDA | 2.313 | 1.186.865,72 | 513,13 | 1.400 | 808.032,47 | 577,17 | 3.713 | 1.994.898,19 | 537,27 |
| TARRAGONA | 4.901 | 2.642.951,16 | 539,27 | 4.100 | 2.310.922,95 | 563,64 | 9.001 | 4.953.874,11 | 550,37 |
| COMUNIDAD VALENCIANA | 33.814 | 17.280.479,90 | 511,05 | 16.233 | 9.022.437,91 | 555,81 | 50.047 | 26.302.917,81 | 525,56 |
| ALICANTE | 14.170 | 7.353.356,64 | 518,94 | 5.353 | 2.988.551,22 | 558,29 | 19.523 | 10.341.907,86 | 529,73 |
| CASTELLÓN | 2.606 | 1.295.075,70 | 496,96 | 1.946 | 1.064.883,52 | 547,22 | 4.552 | 2.359.959,22 | 518,44 |
| VALENCIA | 17.038 | 8.632.047,56 | 506,64 | 8.934 | 4.969.003,17 | 556,19 | 25.972 | 13.601.050,73 | 523,68 |
| EXTREMADURA | 7.403 | 3.782.132,27 | 510,89 | 4.847 | 2.770.956,47 | 571,68 | 12.250 | 6.553.088,74 | 534,95 |
| BADAJOS | 4.970 | 2.541.983,64 | 511,47 | 3.120 | 1.773.715,54 | 568,50 | 8.090 | 4.315.699,18 | 533,46 |
| CÁCERES | 2.433 | 1.240.148,63 | 509,72 | 1.727 | 997.240,93 | 577,44 | 4.160 | 2.237.389,56 | 537,83 |
| GALICIA | 24.225 | 12.375.475,71 | 510,86 | 12.388 | 6.971.364,11 | 562,75 | 36.613 | 19.346.839,82 | 528,41 |
| A CORUÑA | 9.052 | 4.565.126,04 | 504,32 | 4.461 | 2.479.803,10 | 555,89 | 13.513 | 7.044.929,14 | 521,34 |
| LUGO | 2.880 | 1.487.244,60 | 516,40 | 1.289 | 721.398,39 | 559,66 | 4.169 | 2.208.642,99 | 529,78 |
| OURENSE | 3.435 | 1.750.421,32 | 509,58 | 1.786 | 978.577,10 | 547,92 | 5.221 | 2.728.998,42 | 522,70 |
| PONTEVEDRA | 8.858 | 4.572.683,75 | 516,22 | 4.852 | 2.791.585,52 | 575,35 | 13.710 | 7.364.269,27 | 537,15 |
| MADRID | 28.511 | 14.903.845,55 | 522,74 | 13.469 | 7.817.171,11 | 580,38 | 41.980 | 22.721.016,66 | 541,23 |
| MURCIA | 8.643 | 4.363.238,10 | 504,83 | 7.225 | 4.103.929,84 | 568,02 | 15.868 | 8.467.167,94 | 533,60 |
| NAVARRA (*) | 2.000 | 977.327,96 | 488,66 | 942 | 532.147,63 | 564,91 | 2.942 | 1.509.475,59 | 513,08 |
| PAÍS VASCO | 7.576 | 3.839.575,82 | 506,81 | 5.944 | 3.337.190,55 | 561,44 | 13.520 | 7.176.766,37 | 530,83 |
| ARABA/ÁLAVA | 1.095 | 556.539,96 | 508,26 | 748 | 434.882,08 | 581,39 | 1.843 | 991.422,04 | 537,94 |
| GIPUZKOA | 2.099 | 1.081.694,86 | 515,34 | 1.628 | 956.649,85 | 587,62 | 3.727 | 2.038.344,71 | 546,91 |
| BIZKAIA | 4.382 | 2.201.341,00 | 502,36 | 3.568 | 1.945.658,62 | 545,31 | 7.950 | 4.146.999,62 | 521,64 |
| LA RIOJA | 1.435 | 725.544,57 | 505,61 | 723 | 423.560,91 | 585,84 | 2.158 | 1.149.105,48 | 532,49 |
| CEUTA | 1.058 | 532.925,76 | 503,71 | 1.131 | 635.886,44 | 562,23 | 2.189 | 1.168.812,20 | 533,95 |
| MELILLA | 1.218 | 613.746,25 | 503,90 | 1.206 | 680.316,08 | 564,11 | 2.424 | 1.294.062,33 | 533,85 |
| TOTAL ESTADO | 280.034 | 144.755.132,87 | 516,92 | 172.169 | 97.793.006,55 | 568,01 | 452.203 | 242.548.139,42 | 536,37 |

Deducciones en nómina (PAS, LISMI, P.F.H.C. y Pagos Indebidos): 573.325,57

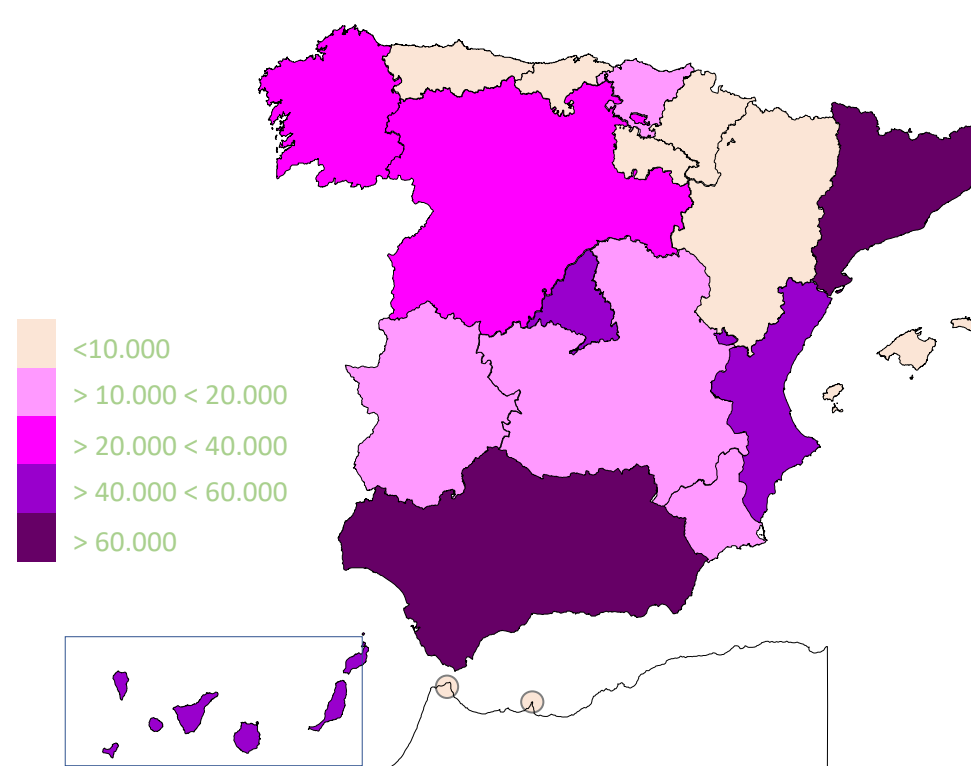
IMPORTE NETO DE LA NÓMINA: 241.974.813,85

PNC DE LA SEGURIDAD SOCIAL DE JUBILACIÓN E INVALIDEZ

DISTRIBUCIÓN TERRITORIAL DEL NÚMERO DE PENSIONES EN LA NÓMINA DE ABRIL DE 2024

| ÁMBITO GEOGRÁFICO | NÚMERO DE PENSIONES POR TIPO | | | | | |
|----------------------|------------------------------|---------------|----------------|---------------|----------------|---------------|
| | JUBILACIÓN | % | INVALIDEZ | % | TOTAL | % |
| ANDALUCÍA | 54.008 | 19,29 | 37.669 | 21,88 | 91.677 | 20,27 |
| ARAGÓN | 4.925 | 1,76 | 2.288 | 1,33 | 7.213 | 1,60 |
| ASTURIAS | 5.461 | 1,95 | 3.314 | 1,92 | 8.775 | 1,94 |
| ILLES BALEARS | 5.736 | 2,05 | 2.473 | 1,44 | 8.209 | 1,82 |
| CANARIAS | 25.084 | 8,96 | 17.280 | 10,04 | 42.364 | 9,37 |
| CANTABRIA | 4.280 | 1,53 | 3.031 | 1,76 | 7.311 | 1,62 |
| CASTILLA Y LEÓN | 13.228 | 4,72 | 8.129 | 4,72 | 21.357 | 4,72 |
| CASTILLA-LA MANCHA | 11.145 | 3,98 | 8.335 | 4,84 | 19.480 | 4,31 |
| CATALUNYA | 40.284 | 14,39 | 25.542 | 14,84 | 65.826 | 14,56 |
| C. VALENCIANA | 33.814 | 12,07 | 16.233 | 9,43 | 50.047 | 11,07 |
| EXTREMADURA | 7.403 | 2,64 | 4.847 | 2,82 | 12.250 | 2,71 |
| GALICIA | 24.225 | 8,65 | 12.388 | 7,20 | 36.613 | 8,10 |
| MADRID | 28.511 | 10,18 | 13.469 | 7,82 | 41.980 | 9,28 |
| MURCIA | 8.643 | 3,09 | 7.225 | 4,20 | 15.868 | 3,51 |
| NAVARRA | 2.000 | 0,71 | 942 | 0,55 | 2.942 | 0,65 |
| PAÍS VASCO | 7.576 | 2,71 | 5.944 | 3,45 | 13.520 | 2,99 |
| LA RIOJA | 1.435 | 0,51 | 723 | 0,42 | 2.158 | 0,48 |
| CEUTA | 1.058 | 0,38 | 1.131 | 0,66 | 2.189 | 0,48 |
| MELILLA | 1.218 | 0,43 | 1.206 | 0,70 | 2.424 | 0,54 |
| TOTAL ESTADO | 280.034 | 100,00 | 172.169 | 100,00 | 452.203 | 100,00 |

DISTRIBUCIÓN POR COMUNIDADES AUTÓNOMAS

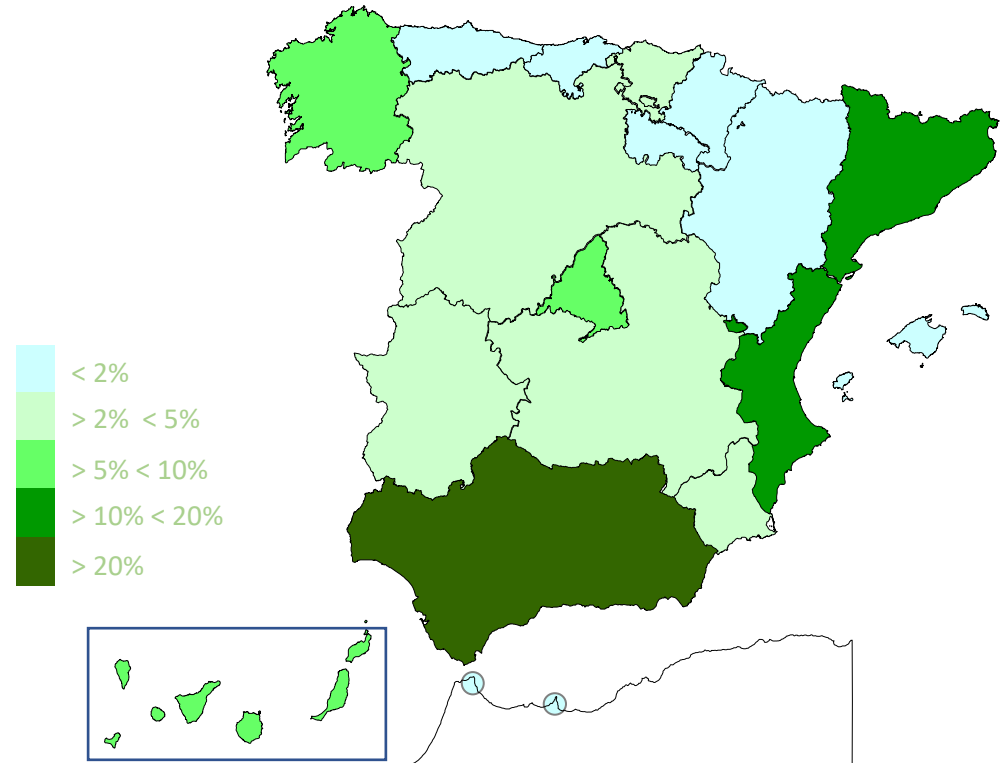


PNC DE LA SEGURIDAD SOCIAL DE JUBILACIÓN E INVALIDEZ

DISTRIBUCIÓN TERRITORIAL DE LOS IMPORTES BRUTOS DE LAS NÓMINAS DEL AÑO 2024 HASTA ABRIL (*)

| ÁMBITO GEOGRÁFICO | IMPORTES BRUTOS DE LAS NÓMINAS | | | |
|---------------------|--------------------------------|-----------------------|-----------------------|---------------|
| | JUBILACIÓN | INVALIDEZ | TOTAL | % |
| ANDALUCÍA | 113.729.736,18 | 87.106.409,73 | 200.836.145,91 | 20,73 |
| ARAGÓN | 9.906.490,15 | 5.208.889,17 | 15.115.379,32 | 1,56 |
| ASTURIAS | 11.279.557,90 | 7.517.239,23 | 18.796.797,13 | 1,94 |
| ILLES BALEARS | 11.634.327,67 | 5.673.021,21 | 17.307.348,88 | 1,79 |
| CANARIAS | 51.597.791,38 | 38.690.340,37 | 90.288.131,75 | 9,32 |
| CANTABRIA | 8.455.327,23 | 7.059.083,17 | 15.514.410,40 | 1,60 |
| CASTILLA Y LEÓN | 26.916.377,31 | 18.462.933,86 | 45.379.311,17 | 4,68 |
| CASTILLA-LA MANCHA | 22.367.446,53 | 18.997.258,51 | 41.364.705,04 | 4,27 |
| CATALUNYA | 82.788.260,93 | 57.557.518,36 | 140.345.779,29 | 14,49 |
| C. VALENCIANA | 69.879.397,91 | 36.501.554,42 | 106.380.952,33 | 10,98 |
| EXTREMADURA | 15.144.124,83 | 11.024.159,52 | 26.168.284,35 | 2,70 |
| GALICIA | 49.310.192,71 | 27.939.376,40 | 77.249.569,11 | 7,97 |
| MADRID | 59.430.178,75 | 31.860.643,19 | 91.290.821,94 | 9,42 |
| MURCIA | 17.383.501,77 | 16.475.115,48 | 33.858.617,25 | 3,49 |
| NAVARRA | 3.987.664,64 | 2.130.526,14 | 6.118.190,78 | 0,63 |
| PAÍS VASCO | 15.220.161,89 | 13.418.656,40 | 28.638.818,29 | 2,96 |
| LA RIOJA | 2.829.181,78 | 1.683.220,80 | 4.512.402,58 | 0,47 |
| CEUTA | 2.065.286,37 | 2.473.079,67 | 4.538.366,04 | 0,47 |
| MELILLA | 2.433.742,70 | 2.747.928,25 | 5.181.670,95 | 0,53 |
| TOTAL ESTADO | 576.358.748,63 | 392.526.953,88 | 968.885.702,51 | 100,00 |

DISTRIBUCIÓN PORCENTUAL POR COMUNIDADES AUTÓNOMAS



*El pago es efectuado por la Tesorería General de la Seguridad Social, excepto Navarra y el País Vasco cuyas fuentes son el Dptº. de Derechos Sociales y el Dptº. de Empleo y Políticas Sociales, respectivamente.

PNC DE LA SEGURIDAD SOCIAL: ALTAS, BAJAS Y OSCILACIONES EN NÓMINA DE ABRIL DE 2024 (1)

| ÁMBITO GEOGRÁFICO | PNC DE JUBILACIÓN | | | PNC DE INVALIDEZ | | | TOTAL PNC | | |
|----------------------|-------------------|-------|--------------|------------------|-------|--------------|-----------|-------|--------------|
| | ALTAS | BAJAS | OSCILACIONES | ALTAS | BAJAS | OSCILACIONES | ALTAS | BAJAS | OSCILACIONES |
| ANDALUCÍA | 444 | 515 | -71 | 170 | 184 | -14 | 614 | 699 | -85 |
| ARAGÓN | 36 | 33 | 3 | 15 | 10 | 5 | 51 | 43 | 8 |
| ASTURIAS | 42 | 37 | 5 | 13 | 18 | -5 | 55 | 55 | 0 |
| ILLES BALEARS | 67 | 45 | 22 | 14 | 16 | -2 | 81 | 61 | 20 |
| CANARIAS | 134 | 159 | -25 | 89 | 119 | -30 | 223 | 278 | -55 |
| CANTABRIA | 41 | 33 | 8 | 14 | 25 | -11 | 55 | 58 | -3 |
| CASTILLA Y LEÓN | 182 | 160 | 22 | 67 | 49 | 18 | 249 | 209 | 40 |
| CASTILLA-LA MANCHA | 100 | 82 | 18 | 68 | 67 | 1 | 168 | 149 | 19 |
| CATALUNYA | 655 | 277 | 378 | 182 | 130 | 52 | 837 | 407 | 430 |
| C. VALENCIANA | 291 | 217 | 74 | 72 | 67 | 5 | 363 | 284 | 79 |
| EXTREMADURA | 94 | 96 | -2 | 33 | 17 | 16 | 127 | 113 | 14 |
| GALICIA | 239 | 248 | -9 | 80 | 63 | 17 | 319 | 311 | 8 |
| MADRID | 286 | 253 | 33 | 110 | 84 | 26 | 396 | 337 | 59 |
| MURCIA | 81 | 60 | 21 | 40 | 26 | 14 | 121 | 86 | 35 |
| NAVARRA | - | - | - | - | - | - | - | - | - |
| PAÍS VASCO | - | - | - | - | - | - | - | - | - |
| LA RIOJA | 30 | 13 | 17 | 9 | 7 | 2 | 39 | 20 | 19 |
| CEUTA | 20 | 8 | 12 | 12 | 7 | 5 | 32 | 15 | 17 |
| MELILLA | 18 | 4 | 14 | 6 | 4 | 2 | 24 | 8 | 16 |
| TOTAL ESTADO | 2.760 | 2.240 | 520 | 994 | 893 | 101 | 3.754 | 3.133 | 621 |

1) No se dispone del movimiento de beneficiarios en nómina de las comunidades de Navarra y el País Vasco

PNC DE LA SEGURIDAD SOCIAL: ACUMULADO DE ALTAS, BAJAS Y OSCILACIONES EN NÓMINA AÑO 2024 (1)

| ÁMBITO GEOGRÁFICO | PNC DE JUBILACIÓN | | | PNC DE INVALIDEZ | | | TOTAL PNC | | |
|----------------------|-------------------|--------------|--------------|------------------|--------------|--------------|---------------|---------------|--------------|
| | ALTAS | BAJAS | OSCILACIONES | ALTAS | BAJAS | OSCILACIONES | ALTAS | BAJAS | OSCILACIONES |
| ANDALUCÍA | 1.834 | 1.753 | 81 | 756 | 672 | 84 | 2.590 | 2.425 | 165 |
| ARAGÓN | 204 | 180 | 24 | 85 | 48 | 37 | 289 | 228 | 61 |
| ASTURIAS | 199 | 166 | 33 | 56 | 57 | -1 | 255 | 223 | 32 |
| ILLES BALEARS | 243 | 199 | 44 | 66 | 67 | -1 | 309 | 266 | 43 |
| CANARIAS | 498 | 762 | -264 | 377 | 445 | -68 | 875 | 1.207 | -332 |
| CANTABRIA | 177 | 137 | 40 | 92 | 80 | 12 | 269 | 217 | 52 |
| CASTILLA Y LEÓN | 673 | 536 | 137 | 248 | 221 | 27 | 921 | 757 | 164 |
| CASTILLA-LA MANCHA | 436 | 384 | 52 | 258 | 238 | 20 | 694 | 622 | 72 |
| CATALUNYA | 1.899 | 1.068 | 831 | 725 | 549 | 176 | 2.624 | 1.617 | 1.007 |
| C. VALENCIANA | 1.302 | 854 | 448 | 341 | 267 | 74 | 1.643 | 1.121 | 522 |
| EXTREMADURA | 344 | 328 | 16 | 125 | 98 | 27 | 469 | 426 | 43 |
| GALICIA | 821 | 859 | -38 | 287 | 273 | 14 | 1.108 | 1.132 | -24 |
| MADRID | 1.318 | 721 | 597 | 592 | 276 | 316 | 1.910 | 997 | 913 |
| MURCIA | 369 | 261 | 108 | 175 | 112 | 63 | 544 | 373 | 171 |
| NAVARRA | - | - | - | - | - | - | - | - | - |
| PAÍS VASCO | - | - | - | - | - | - | - | - | - |
| LA RIOJA | 97 | 58 | 39 | 26 | 26 | 0 | 123 | 84 | 39 |
| CEUTA | 57 | 29 | 28 | 24 | 15 | 9 | 81 | 44 | 37 |
| MELILLA | 65 | 52 | 13 | 25 | 39 | -14 | 90 | 91 | -1 |
| TOTAL ESTADO | 10.536 | 8.347 | 2.189 | 4.258 | 3.483 | 775 | 14.794 | 11.830 | 2.964 |

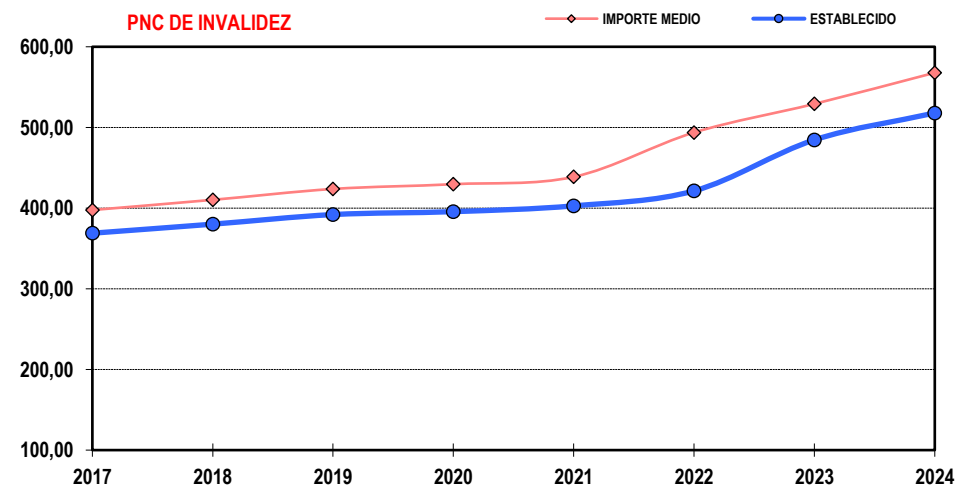
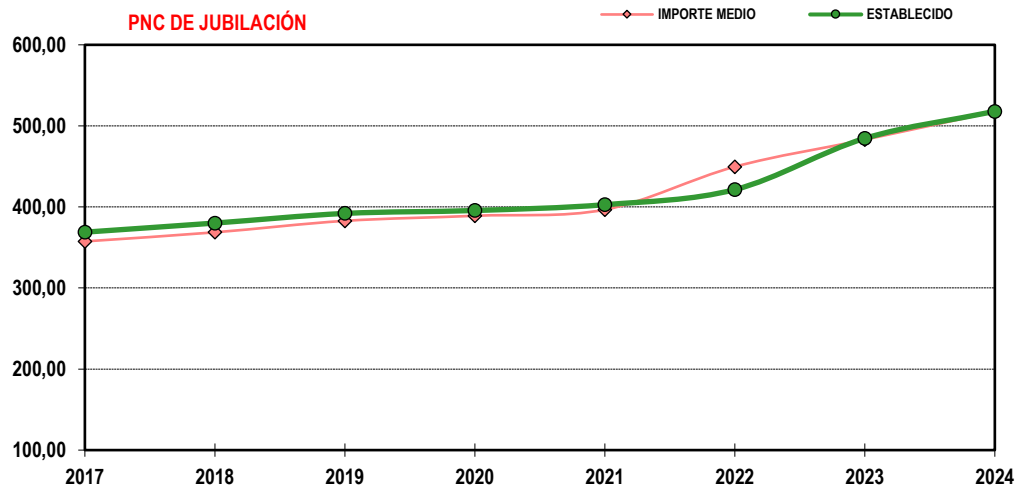
1) No se dispone del movimiento de beneficiarios en nómina de las comunidades de Navarra y el País Vasco

EVOLUCIÓN IMPORTES MEDIOS PENSIONES NO CONTRIBUTIVAS

| | PNC DE JUBILACIÓN | | | | | | | | PNC DE INVALIDEZ | | | | | | | |
|-------------------------|-------------------|--------------------|--------------------|---------------|---------------|---------------|---------------|---------------|------------------|--------------------|--------------------|---------------|---------------|---------------|---------------|---------------|
| | 2017 | 2018 | 2019 | 2020 | 2021 | 2022 | 2023 | 2024 | 2017 | 2018 | 2019 | 2020 | 2021 | 2022 | 2023 | 2024 |
| ENERO | 356,46 | 357,16 | 381,52 | 383,11 | 399,81 | 432,55 | 475,46 | 511,48 | 396,26 | 398,09 | 422,52 | 422,78 | 438,05 | 476,72 | 527,16 | 564,11 |
| FEBRERO | 356,87 | 359,24 | 382,78 | 387,27 | 397,45 | 415,34 | 484,38 | 518,50 | 397,22 | 398,60 | 424,35 | 427,18 | 439,69 | 456,66 | 529,63 | 565,71 |
| MARZO | 361,35 | 360,35 | 388,84 | 392,44 | 402,38 | 419,55 | 486,44 | 522,98 | 402,22 | 403,84 | 430,55 | 432,15 | 445,26 | 461,09 | 536,15 | 573,50 |
| ABRIL | 361,64 | 359,49 | 385,59 | 389,02 | 399,25 | 427,56 | 488,71 | 516,92 | 404,75 | 400,59 | 427,70 | 431,39 | 443,73 | 461,69 | 537,39 | 568,01 |
| MAYO | 358,91 | 360,07 | 384,36 | 387,04 | 396,68 | 421,50 | 487,72 | | 399,94 | 400,98 | 426,51 | 428,83 | 441,36 | 462,68 | 533,35 | |
| JUNIO* | 703,47 | 708,13 | 751,47 | 764,71 | 776,18 | 820,57 | 942,59 | | 782,65 | 786,66 | 833,16 | 846,40 | 862,34 | 904,15 | 1.043,13 | |
| JULIO | 362,28 | 437,49 | 387,07 | 397,83 | 402,80 | 482,42 | 492,68 | | 403,76 | 486,38 | 427,46 | 444,63 | 444,83 | 531,25 | 534,76 | |
| AGOSTO | 359,35 | 369,87 | 387,14 | 391,36 | 397,77 | 478,13 | 485,27 | | 399,51 | 410,36 | 426,89 | 430,17 | 440,18 | 525,59 | 528,39 | |
| SEPTIEMBRE | 356,20 | 368,94 | 382,13 | 386,64 | 395,20 | 478,50 | 483,19 | | 395,13 | 412,67 | 424,15 | 428,23 | 437,77 | 523,68 | 528,55 | |
| OCTUBRE | 360,93 | 373,73 | 386,13 | 393,54 | 398,31 | 490,11 | 492,26 | | 399,75 | 414,15 | 426,74 | 430,15 | 439,52 | 531,87 | 529,83 | |
| NOVIEMBRE* | 704,32 | 731,36 | 754,64 | 769,17 | 781,32 | 939,44 | 946,49 | | 782,53 | 813,16 | 835,45 | 849,56 | 865,98 | 1041,56 | 1.043,63 | |
| DICIEMBRE | 363,15 | 375,99 | 388,06 | 404,98 | 406,34 | 488,82 | 497,77 | | 403,19 | 417,93 | 427,00 | 443,30 | 443,43 | 535,58 | 536,84 | |
| IMPORTE MEDIO | 357,50 | 368,70 | 382,84 | 389,08 | 396,68 | 449,61 | 483,07 | 517,47 | 397,64 | 410,24 | 423,75 | 429,63 | 438,72 | 493,75 | 529,20 | 567,83 |
| IMP. MENSUAL | | | | | | | | | | | | | | | | |
| ESTABLECIDO | 368,90 | 380,10 | 392,00 | 395,60 | 402,80 | 421,40 | 484,61 | 517,90 | 368,90 | 380,10 | 392,00 | 395,60 | 402,80 | 421,40 | 484,61 | 517,90 |
| Con comp. 50% T. P. (1) | - | - | - | - | - | - | - | - | 553,35 | 570,15 | 588,00 | 593,40 | 604,20 | 210,70 | 242,31 | 258,95 |
| MÍNIMO 25% | 92,23 | 95,03 | 98,00 | 98,90 | 100,70 | 105,35 | 121,15 | 129,48 | 92,23 | 95,03 | 98,00 | 98,90 | 100,70 | 105,35 | 0,00 | 129,48 |
| D INTERANUAL | 0,25% | 0,25%+2,75% | 0,10%+3,00% | 0,90% | 1,80% | 4,60% | 15,00% | 6,87% | 0,25% | 0,25%+2,75% | 0,10%+3,00% | 0,90% | 1,80% | 4,60% | 0,00% | 6,87% |

(*) Junto a la mensualidad se abona una paga extra, por lo que la media se calcula sobre 14 pagas.

(1) En la PNC de Invalidez, la cuantía se incrementa en un 50% en los casos en que el beneficiario necesite el concurso de una tercera persona.



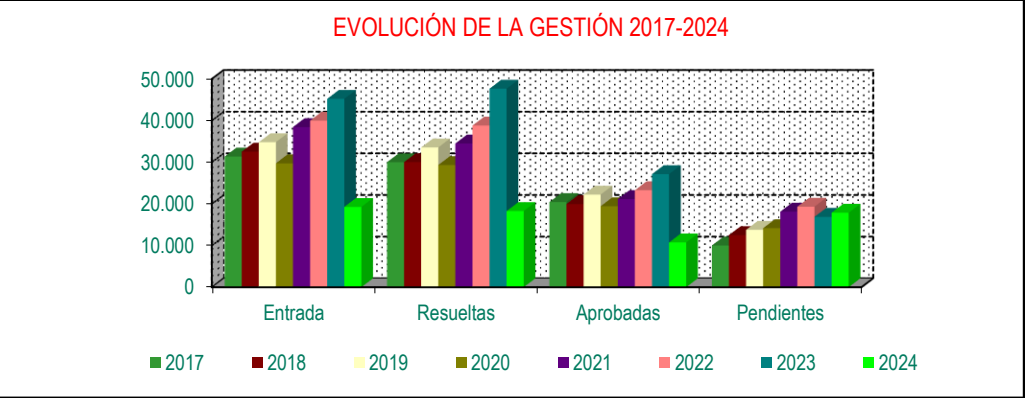
2. PNC de jubilación: datos de la gestión mensual y anual



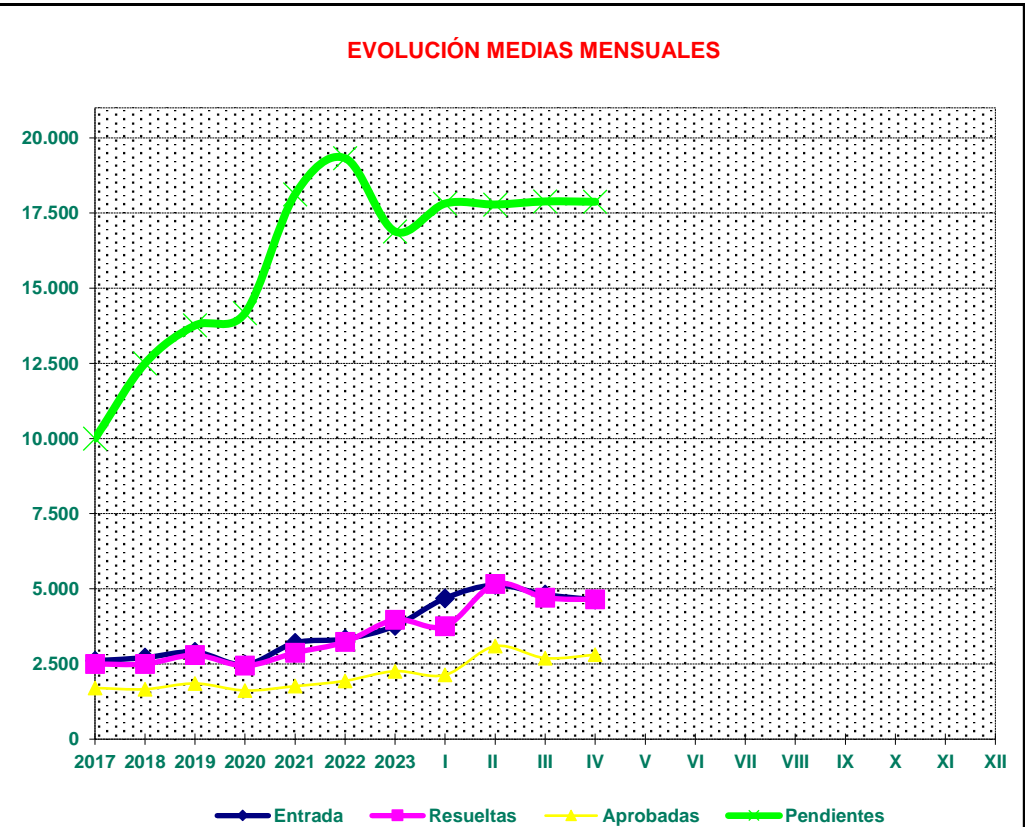
R.D.L. 8/2015, DE 30 DE OCTUBRE; T. REF. LGSS PNC DE LA SEGURIDAD SOCIAL

JUBILACIÓN

| | | Entrada | Resueltas | % R./E. | Aprobadas | % A./R. | No Aprob. | Pendientes |
|---------|------|---------|-----------|---------|-----------|---------|-----------|------------|
| GESTIÓN | 2017 | 31.345 | 30.003 | 95,42% | 20.427 | 70,08% | 9.576 | 9.998 |
| | 2018 | 32.530 | 30.031 | 95,42% | 19.953 | 70,08% | 10.078 | 12.497 |
| | 2019 | 34.806 | 33.541 | 95,42% | 22.227 | 70,08% | 11.314 | 13.762 |
| | 2020 | 29.734 | 29.323 | 95,42% | 19.428 | 70,08% | 9.895 | 14.173 |
| | 2021 | 38.440 | 34.489 | 95,42% | 21.150 | 70,08% | 13.339 | 18.124 |
| | 2022 | 39.996 | 38.794 | 95,42% | 23.271 | 70,08% | 15.523 | 19.326 |
| | 2023 | 45.204 | 47.644 | 95,42% | 27.132 | 70,08% | 20.512 | 16.886 |



| | | | | | | | |
|--------|------|-------|-------|--|-------|-------|--------|
| MEDIAS | 2017 | 2.612 | 2.500 | | 1.702 | 798 | 9.998 |
| | 2018 | 2.711 | 2.503 | | 1.663 | 840 | 12.497 |
| | 2019 | 2.901 | 2.795 | | 1.852 | 943 | 13.762 |
| | 2020 | 2.478 | 2.444 | | 1.619 | 825 | 14.173 |
| | 2021 | 3.203 | 2.874 | | 1.763 | 1.112 | 18.124 |
| | 2022 | 3.333 | 3.233 | | 1.939 | 1.294 | 19.326 |
| | 2023 | 3.767 | 3.970 | | 2.261 | 1.709 | 16.886 |



| 2024 | | Entrada | Resueltas | % R./E. | Aprobadas | % A./R. | No Aprob. | Pendientes |
|------|-------|---------|-----------|---------|-----------|---------|-----------|------------|
| I | 4.687 | 3.756 | 80,14% | 2.137 | 56,90% | 1.619 | 17.817 | |
| II | 5.126 | 5.158 | 100,62% | 3.094 | 59,98% | 2.064 | 17.785 | |
| III | 4.810 | 4.708 | 97,88% | 2.696 | 57,26% | 2.012 | 17.887 | |
| IV | 4.637 | 4.649 | 100,26% | 2.811 | 60,46% | 1.838 | 17.875 | |
| V | | | | | | | | |
| VI | | | | | | | | |
| VII | | | | | | | | |
| VIII | | | | | | | | |
| IX | | | | | | | | |
| X | | | | | | | | |
| XI | | | | | | | | |
| XII | | | | | | | | |
| | | 19.260 | 18.271 | 94,87% | 10.738 | 58,77% | 7.533 | 17.875 |

* Pendientes reales

PENSIÓN NO CONTRIBUTIVA DE JUBILACIÓN

DATOS DE GESTIÓN CORRESPONDIENTES AL MES DE ABRIL DE 2024

| CC.AA. Y/O PROVINCIAS | PTES. | SOLICITUDES | | | | | A | SOLICITUDES RESUELTAS | | | | | | | | | PTES. |
|-----------------------------|--------------|--------------|-------------|----------|----------|--------------|--------------|-----------------------|-------------|----------|----------|------------|--------------|-----------|------------|--------------|-------|
| | MES | PRESENTADAS | | | | | RESOLV. | APROBADAS | | | | | NO APROBADAS | | TOTAL | FIN | |
| | ANTERIOR | NUEVAS | SGIM Y SATP | PAS | INSS | TOTAL | MES | NUEVAS | SGIM Y SATP | PAS | INSS | TOTAL | DNG | CAD-DES | | MES | |
| ANDALUCÍA | 5.485 | 1.230 | 0 | 1 | 0 | 1.231 | 6.716 | 443 | 0 | 0 | 0 | 443 | 340 | 76 | 859 | 5.857 | |
| ALMERÍA | 249 | 91 | 0 | 0 | 0 | 91 | 340 | 38 | 0 | 0 | 0 | 38 | 40 | 7 | 85 | 255 | |
| CÁDIZ | 1.707 | 133 | 0 | 0 | 0 | 133 | 1.840 | 66 | 0 | 0 | 0 | 66 | 38 | 8 | 112 | 1.728 | |
| CÓRDOBA | 175 | 69 | 0 | 1 | 0 | 70 | 245 | 49 | 0 | 0 | 0 | 49 | 27 | 8 | 84 | 161 | |
| GRANADA | 382 | 47 | 0 | 0 | 0 | 47 | 429 | 65 | 0 | 0 | 0 | 65 | 41 | 5 | 111 | 318 | |
| HUELVA | 141 | 41 | 0 | 0 | 0 | 41 | 182 | 38 | 0 | 0 | 0 | 38 | 15 | 11 | 64 | 118 | |
| JAÉN | 217 | 90 | 0 | 0 | 0 | 90 | 307 | 21 | 0 | 0 | 0 | 21 | 22 | 1 | 44 | 263 | |
| MÁLAGA | 1.375 | 431 | 0 | 0 | 0 | 431 | 1.806 | 84 | 0 | 0 | 0 | 84 | 97 | 33 | 214 | 1.592 | |
| SEVILLA | 1.239 | 328 | 0 | 0 | 0 | 328 | 1.567 | 82 | 0 | 0 | 0 | 82 | 60 | 3 | 145 | 1.422 | |
| ARAGÓN | 107 | 57 | 0 | 0 | 0 | 57 | 164 | 22 | 0 | 0 | 0 | 22 | 20 | 4 | 46 | 118 | |
| HUESCA | 12 | 10 | 0 | 0 | 0 | 10 | 22 | 6 | 0 | 0 | 0 | 6 | 4 | 0 | 10 | 12 | |
| TERUEL | 6 | 7 | 0 | 0 | 0 | 7 | 13 | 4 | 0 | 0 | 0 | 4 | 3 | 0 | 7 | 6 | |
| ZARAGOZA | 89 | 40 | 0 | 0 | 0 | 40 | 129 | 12 | 0 | 0 | 0 | 12 | 13 | 4 | 29 | 100 | |
| ASTURIAS | 498 | 119 | 0 | 0 | 0 | 119 | 617 | 71 | 0 | 0 | 0 | 71 | 20 | 3 | 94 | 523 | |
| ILLES BALEARS | 159 | 95 | 0 | 0 | 0 | 95 | 254 | 58 | 0 | 0 | 0 | 58 | 30 | 18 | 106 | 148 | |
| CANARIAS (*) | 2.479 | 177 | 0 | 0 | 0 | 177 | 2.656 | 115 | 0 | 2 | 0 | 117 | 87 | 19 | 223 | 2.433 | |
| LAS PALMAS | 899 | 121 | 0 | 0 | 0 | 121 | 1.020 | 74 | 0 | 2 | 0 | 76 | 65 | 17 | 158 | 862 | |
| S.C. TENERIFE | 1.580 | 56 | 0 | 0 | 0 | 56 | 1.636 | 41 | 0 | 0 | 0 | 41 | 22 | 2 | 65 | 1.571 | |
| CANTABRIA | 68 | 58 | 0 | 0 | 0 | 58 | 126 | 43 | 2 | 0 | 1 | 46 | 19 | 0 | 65 | 61 | |
| CASTILLA Y LEÓN | 318 | 222 | 0 | 0 | 0 | 222 | 540 | 162 | 0 | 0 | 0 | 162 | 53 | 22 | 237 | 303 | |
| ÁVILA | 16 | 20 | 0 | 0 | 0 | 20 | 36 | 19 | 0 | 0 | 0 | 19 | 7 | 0 | 26 | 10 | |
| BURGOS | 65 | 26 | 0 | 0 | 0 | 26 | 91 | 21 | 0 | 0 | 0 | 21 | 10 | 0 | 31 | 60 | |
| LEÓN | 106 | 40 | 0 | 0 | 0 | 40 | 146 | 23 | 0 | 0 | 0 | 23 | 6 | 10 | 39 | 107 | |
| PALENCIA | 9 | 23 | 0 | 0 | 0 | 23 | 32 | 14 | 0 | 0 | 0 | 14 | 1 | 1 | 16 | 16 | |
| SALAMANCA | 42 | 37 | 0 | 0 | 0 | 37 | 79 | 32 | 0 | 0 | 0 | 32 | 14 | 1 | 47 | 32 | |
| SEGOVIA | 32 | 17 | 0 | 0 | 0 | 17 | 49 | 15 | 0 | 0 | 0 | 15 | 6 | 2 | 23 | 26 | |
| SORIA | 4 | 8 | 0 | 0 | 0 | 8 | 12 | 5 | 0 | 0 | 0 | 5 | 0 | 0 | 5 | 7 | |
| VALLADOLID | 42 | 30 | 0 | 0 | 0 | 30 | 72 | 18 | 0 | 0 | 0 | 18 | 5 | 6 | 29 | 43 | |
| ZAMORA | 2 | 21 | 0 | 0 | 0 | 21 | 23 | 15 | 0 | 0 | 0 | 15 | 4 | 2 | 21 | 2 | |
| CASTILLA-LA MANCHA | 354 | 269 | 0 | 0 | 0 | 269 | 623 | 111 | 0 | 0 | 0 | 111 | 45 | 29 | 185 | 438 | |
| ALBACETE | 57 | 42 | 0 | 0 | 0 | 42 | 99 | 24 | 0 | 0 | 0 | 24 | 8 | 7 | 39 | 60 | |
| CIUDAD REAL | 53 | 69 | 0 | 0 | 0 | 69 | 122 | 46 | 0 | 0 | 0 | 46 | 11 | 2 | 59 | 63 | |
| CUENCA | 17 | 26 | 0 | 0 | 0 | 26 | 43 | 10 | 0 | 0 | 0 | 10 | 7 | 4 | 21 | 22 | |
| GUADALAJARA | 50 | 27 | 0 | 0 | 0 | 27 | 77 | 5 | 0 | 0 | 0 | 5 | 9 | 7 | 21 | 56 | |
| TOLEDO | 177 | 105 | 0 | 0 | 0 | 105 | 282 | 26 | 0 | 0 | 0 | 26 | 10 | 9 | 45 | 237 | |

(Continúa al dorso)

| CC.AA. Y/O PROVINCIAS | PTES. | SOLICITUDES | | | | | A | SOLICITUDES RESUELTAS | | | | | | | | | PTES. |
|-----------------------------|--------------|-------------|-------------|----------|----------|------------|--------------|-----------------------|-------------|----------|----------|------------|--------------|------------|------------|--------------|-------|
| | MES | PRESENTADAS | | | | | RESOLV. | APROBADAS | | | | | NO APROBADAS | | TOTAL | FIN | |
| | ANTERIOR | NUEVAS | SGIM Y SATP | PAS | INSS | TOTAL | MES | NUEVAS | SGIM Y SATP | PAS | INSS | TOTAL | DNG | CAD-DES | | MES | |
| CATALUNYA | 2.648 | 653 | 0 | 0 | 0 | 653 | 3.301 | 706 | 0 | 0 | 0 | 706 | 261 | 25 | 992 | 2.309 | |
| BARCELONA | 1.843 | 475 | 0 | 0 | 0 | 475 | 2.318 | 505 | 0 | 0 | 0 | 505 | 194 | 19 | 718 | 1.600 | |
| GIRONA | 290 | 66 | 0 | 0 | 0 | 66 | 356 | 73 | 0 | 0 | 0 | 73 | 22 | 1 | 96 | 260 | |
| LLEIDA | 148 | 33 | 0 | 0 | 0 | 33 | 181 | 37 | 0 | 0 | 0 | 37 | 24 | 2 | 63 | 118 | |
| TARRAGONA | 367 | 79 | 0 | 0 | 0 | 79 | 446 | 91 | 0 | 0 | 0 | 91 | 21 | 3 | 115 | 331 | |
| COMUNIDAD VALENCIANA | 2.390 | 475 | 0 | 0 | 0 | 475 | 2.865 | 300 | 0 | 0 | 0 | 300 | 88 | 81 | 469 | 2.396 | |
| ALICANTE | 1.047 | 254 | 0 | 0 | 0 | 254 | 1.301 | 122 | 0 | 0 | 0 | 122 | 0 | 21 | 143 | 1.158 | |
| CASTELLÓN | 114 | 60 | 0 | 0 | 0 | 60 | 174 | 31 | 0 | 0 | 0 | 31 | 11 | 8 | 50 | 124 | |
| VALENCIA | 1.229 | 161 | 0 | 0 | 0 | 161 | 1.390 | 147 | 0 | 0 | 0 | 147 | 77 | 52 | 276 | 1.114 | |
| EXTREMADURA | 169 | 143 | 0 | 0 | 0 | 143 | 312 | 86 | 0 | 0 | 0 | 86 | 32 | 4 | 122 | 190 | |
| BADAJOS | 110 | 92 | 0 | 0 | 0 | 92 | 202 | 53 | 0 | 0 | 0 | 53 | 11 | 2 | 66 | 136 | |
| CÁCERES | 59 | 51 | 0 | 0 | 0 | 51 | 110 | 33 | 0 | 0 | 0 | 33 | 21 | 2 | 56 | 54 | |
| GALICIA | 577 | 323 | 0 | 0 | 0 | 323 | 900 | 210 | 0 | 0 | 0 | 210 | 84 | 14 | 308 | 592 | |
| A CORUÑA | 222 | 133 | 0 | 0 | 0 | 133 | 355 | 81 | 0 | 0 | 0 | 81 | 48 | 5 | 134 | 221 | |
| LUGO | 123 | 44 | 0 | 0 | 0 | 44 | 167 | 27 | 0 | 0 | 0 | 27 | 13 | 5 | 45 | 122 | |
| OURENSE | 29 | 48 | 0 | 0 | 0 | 48 | 77 | 31 | 0 | 0 | 0 | 31 | 3 | 3 | 37 | 40 | |
| PONTEVEDRA | 203 | 98 | 0 | 0 | 0 | 98 | 301 | 71 | 0 | 0 | 0 | 71 | 20 | 1 | 92 | 209 | |
| MADRID | 2.127 | 469 | 0 | 0 | 0 | 469 | 2.596 | 251 | 0 | 0 | 0 | 251 | 181 | 179 | 611 | 1.985 | |
| MURCIA | 208 | 138 | 0 | 0 | 0 | 138 | 346 | 104 | 0 | 0 | 0 | 104 | 33 | 19 | 156 | 190 | |
| NAVARRA | 80 | 38 | 0 | 0 | 0 | 38 | 118 | 6 | 0 | 0 | 0 | 6 | 5 | 1 | 12 | 106 | |
| PAÍS VASCO | 151 | 114 | 0 | 0 | 0 | 114 | 265 | 80 | 0 | 0 | 0 | 80 | 29 | 1 | 110 | 155 | |
| ARABA/ÁLAVA | 0 | 16 | 0 | 0 | 0 | 16 | 16 | 15 | 0 | 0 | 0 | 15 | 1 | 0 | 16 | 0 | |
| GIPUZKOA | 33 | 19 | 0 | 0 | 0 | 19 | 52 | 20 | 0 | 0 | 0 | 20 | 5 | 1 | 26 | 26 | |
| BIZKAIA | 118 | 79 | 0 | 0 | 0 | 79 | 197 | 45 | 0 | 0 | 0 | 45 | 23 | 0 | 68 | 129 | |
| LA RIOJA | 28 | 23 | 0 | 0 | 0 | 23 | 51 | 11 | 0 | 0 | 0 | 11 | 8 | 2 | 21 | 30 | |
| CEUTA | 29 | 15 | 0 | 0 | 0 | 15 | 44 | 15 | 0 | 0 | 0 | 15 | 1 | 2 | 18 | 26 | |
| MELILLA | 12 | 18 | 0 | 0 | 0 | 18 | 30 | 12 | 0 | 0 | 0 | 12 | 3 | 0 | 15 | 15 | |

| | | | | | | | | | | | | | | | | |
|---------------------|---------------|--------------|----------|----------|----------|--------------|---------------|--------------|----------|----------|----------|--------------|--------------|------------|--------------|---------------|
| TOTAL ESTADO | 17.887 | 4.636 | 0 | 1 | 0 | 4.637 | 22.524 | 2.806 | 2 | 2 | 1 | 2.811 | 1.339 | 499 | 4.649 | 17.875 |
|---------------------|---------------|--------------|----------|----------|----------|--------------|---------------|--------------|----------|----------|----------|--------------|--------------|------------|--------------|---------------|

PENSIÓN NO CONTRIBUTIVA DE JUBILACIÓN

CAUSAS DE DENEGACIÓN CORRESPONDIENTES AL MES DE ABRIL DE 2024

| CC.AA. Y/O PROVINCIAS | EDAD | RESIDENCIA LEGAL | RECURSOS ECONÓMICOS | | PRESTACIÓN | SIN | TOTAL CAUSAS DE DENEGACIÓN |
|-----------------------------|----------|------------------|------------------------|-----------|--------------|-----------|----------------------------------|
| | | | PERSONALES | U.E.C. | INCOMPATIBLE | DESGLOSAR | |
| | | | ANDALUCÍA | 31 | 56 | 62 | |
| ALMERÍA | 2 | 12 | 3 | 23 | 0 | 0 | 40 |
| CÁDIZ | 3 | 4 | 8 | 23 | 0 | 0 | 38 |
| CÓRDOBA | 0 | 3 | 6 | 18 | 0 | 0 | 27 |
| GRANADA | 6 | 1 | 9 | 6 | 19 | 0 | 41 |
| HUELVA | 2 | 1 | 3 | 9 | 0 | 0 | 15 |
| JAÉN | 4 | 4 | 3 | 11 | 0 | 0 | 22 |
| MÁLAGA | 12 | 23 | 21 | 41 | 0 | 0 | 97 |
| SEVILLA | 2 | 8 | 9 | 41 | 0 | 0 | 60 |
| ARAGÓN | 2 | 3 | 1 | 14 | 0 | 0 | 20 |
| HUESCA | 1 | 0 | 0 | 3 | 0 | 0 | 4 |
| TERUEL | 0 | 1 | 0 | 2 | 0 | 0 | 3 |
| ZARAGOZA | 1 | 2 | 1 | 9 | 0 | 0 | 13 |
| ASTURIAS | 4 | 4 | 6 | 6 | 0 | 0 | 20 |
| ILLES BALEARS | 1 | 9 | 8 | 12 | 0 | 0 | 30 |
| CANARIAS | 5 | 28 | 18 | 29 | 7 | 0 | 87 |
| LAS PALMAS | 5 | 21 | 11 | 21 | 7 | 0 | 65 |
| S.C. TENERIFE | 0 | 7 | 7 | 8 | 0 | 0 | 22 |
| CANTABRIA | 2 | 6 | 2 | 9 | 0 | 0 | 19 |
| CASTILLA Y LEÓN | 7 | 6 | 12 | 28 | 0 | 0 | 53 |
| ÁVILA | 2 | 0 | 1 | 4 | 0 | 0 | 7 |
| BURGOS | 3 | 0 | 1 | 6 | 0 | 0 | 10 |
| LEÓN | 0 | 0 | 2 | 4 | 0 | 0 | 6 |
| PALENCIA | 0 | 0 | 1 | 0 | 0 | 0 | 1 |
| SALAMANCA | 1 | 2 | 4 | 7 | 0 | 0 | 14 |
| SEGOVIA | 0 | 1 | 2 | 3 | 0 | 0 | 6 |
| SORIA | 0 | 0 | 0 | 0 | 0 | 0 | 0 |
| VALLADOLID | 1 | 1 | 1 | 2 | 0 | 0 | 5 |
| ZAMORA | 0 | 2 | 0 | 2 | 0 | 0 | 4 |
| CASTILLA-LA MANCHA | 2 | 8 | 7 | 28 | 0 | 0 | 45 |
| ALBACETE | 0 | 1 | 2 | 5 | 0 | 0 | 8 |
| CIUDAD REAL | 0 | 1 | 1 | 9 | 0 | 0 | 11 |
| CUENCA | 2 | 2 | 0 | 3 | 0 | 0 | 7 |
| GUADALAJARA | 0 | 1 | 1 | 7 | 0 | 0 | 9 |
| TOLEDO | 0 | 3 | 3 | 4 | 0 | 0 | 10 |

(Continúa al dorso)

| CC.AA. Y/O PROVINCIAS | EDAD | RESIDENCIA LEGAL | RECURSOS | | PRESTACIÓN | SIN | TOTAL CAUSAS DE DENEGACIÓN |
|-----------------------------|-----------|------------------|------------|------------|--------------|-----------|----------------------------------|
| | | | ECONÓMICOS | | | | |
| | | | PERSONALES | U.E.C. | INCOMPATIBLE | DESGLOSAR | |
| CATALUNYA | 7 | 71 | 72 | 111 | 0 | 0 | 261 |
| BARCELONA | 6 | 52 | 61 | 75 | 0 | 0 | 194 |
| GIRONA | 0 | 2 | 5 | 15 | 0 | 0 | 22 |
| LLEIDA | 1 | 9 | 3 | 11 | 0 | 0 | 24 |
| TARRAGONA | 0 | 8 | 3 | 10 | 0 | 0 | 21 |
| COMUNIDAD VALENCIANA | 4 | 10 | 13 | 61 | 0 | 0 | 88 |
| ALICANTE | 0 | 0 | 0 | 0 | 0 | 0 | 0 |
| CASTELLÓN | 2 | 2 | 1 | 6 | 0 | 0 | 11 |
| VALENCIA | 2 | 8 | 12 | 55 | 0 | 0 | 77 |
| EXTREMADURA | 1 | 2 | 8 | 21 | 0 | 0 | 32 |
| BADAJOS | 0 | 1 | 1 | 9 | 0 | 0 | 11 |
| CÁCERES | 1 | 1 | 7 | 12 | 0 | 0 | 21 |
| GALICIA | 7 | 9 | 14 | 54 | 0 | 0 | 84 |
| A CORUÑA | 1 | 5 | 9 | 33 | 0 | 0 | 48 |
| LUGO | 5 | 2 | 1 | 5 | 0 | 0 | 13 |
| OURENSE | 0 | 2 | 1 | 0 | 0 | 0 | 3 |
| PONTEVEDRA | 1 | 0 | 3 | 16 | 0 | 0 | 20 |
| MADRID | 10 | 29 | 39 | 103 | 0 | 0 | 181 |
| MURCIA | 1 | 5 | 7 | 20 | 0 | 0 | 33 |
| NAVARRA | 0 | 2 | 3 | 0 | 0 | 0 | 5 |
| PAÍS VASCO | 1 | 7 | 4 | 15 | 2 | 0 | 29 |
| ARABA/ÁLAVA | 0 | 0 | 1 | 0 | 0 | 0 | 1 |
| GIPUZKOA | 0 | 2 | 0 | 2 | 1 | 0 | 5 |
| BIZKAIA | 1 | 5 | 3 | 13 | 1 | 0 | 23 |
| LA RIOJA | 0 | 2 | 2 | 4 | 0 | 0 | 8 |
| CEUTA | 0 | 0 | 0 | 1 | 0 | 0 | 1 |
| MELILLA | 0 | 1 | 1 | 1 | 0 | 0 | 3 |
| TOTAL ESTADO | 85 | 258 | 279 | 689 | 28 | 0 | 1.339 |

PENSIÓN NO CONTRIBUTIVA DE JUBILACIÓN

DATOS ACUMULADOS DE GESTIÓN CORRESPONDIENTES AL AÑO 2024 HASTA ABRIL

| CC.AA. Y/O PROVINCIAS | PTES. AÑO ANTERIOR | SOLICITUDES PRESENTADAS | | | | | A RESOLV. AÑO | SOLICITUDES RESUELTAS | | | | | | | | | PTES. FINAL |
|-----------------------------|--------------------------|----------------------------|-------------|-----------|----------|--------------|---------------------|-----------------------|-------------|----------|----------|--------------|--------------|------------|--------------|--------------|----------------|
| | | NUEVAS | SGIM Y SATP | PAS | INSS | TOTAL | | APROBADAS | | | | | NO APROBADAS | | TOTAL | | |
| | | | | | | | | NUEVAS | SGIM Y SATP | PAS | INSS | TOTAL | DNG | CAD-DES | | | |
| ANDALUCÍA | 3.916 | 5.123 | 0 | 11 | 0 | 5.134 | 9.050 | 1.524 | 0 | 5 | 0 | 1.529 | 1.301 | 363 | 3.193 | 5.857 | |
| ALMERÍA | 211 | 347 | 0 | 0 | 0 | 347 | 558 | 128 | 0 | 0 | 0 | 128 | 119 | 56 | 303 | 255 | |
| CÁDIZ | 1.701 | 482 | 0 | 2 | 0 | 484 | 2.185 | 218 | 0 | 0 | 0 | 218 | 193 | 46 | 457 | 1.728 | |
| CÓRDOBA | 172 | 265 | 0 | 2 | 0 | 267 | 439 | 151 | 0 | 2 | 0 | 153 | 102 | 23 | 278 | 161 | |
| GRANADA | 462 | 301 | 0 | 0 | 0 | 301 | 763 | 253 | 0 | 0 | 0 | 253 | 167 | 25 | 445 | 318 | |
| HUELVA | 123 | 233 | 0 | 2 | 0 | 235 | 358 | 144 | 0 | 0 | 0 | 144 | 71 | 25 | 240 | 118 | |
| JAÉN | 45 | 334 | 0 | 0 | 0 | 334 | 379 | 72 | 0 | 0 | 0 | 72 | 40 | 4 | 116 | 263 | |
| MÁLAGA | 929 | 1.390 | 0 | 1 | 0 | 1.391 | 2.320 | 320 | 0 | 0 | 0 | 320 | 298 | 110 | 728 | 1.592 | |
| SEVILLA | 273 | 1.771 | 0 | 4 | 0 | 1.775 | 2.048 | 238 | 0 | 3 | 0 | 241 | 311 | 74 | 626 | 1.422 | |
| ARAGÓN | 80 | 317 | 0 | 0 | 0 | 317 | 397 | 151 | 0 | 0 | 0 | 151 | 91 | 37 | 279 | 118 | |
| HUESCA | 8 | 54 | 0 | 0 | 0 | 54 | 62 | 33 | 0 | 0 | 0 | 33 | 15 | 2 | 50 | 12 | |
| TERUEL | 4 | 38 | 0 | 0 | 0 | 38 | 42 | 24 | 0 | 0 | 0 | 24 | 10 | 2 | 36 | 6 | |
| ZARAGOZA | 68 | 225 | 0 | 0 | 0 | 225 | 293 | 94 | 0 | 0 | 0 | 94 | 66 | 33 | 193 | 100 | |
| ASTURIAS | 484 | 384 | 0 | 0 | 0 | 384 | 868 | 243 | 0 | 0 | 0 | 243 | 97 | 5 | 345 | 523 | |
| ILLES BALEARS | 183 | 349 | 0 | 0 | 0 | 349 | 532 | 212 | 0 | 0 | 0 | 212 | 108 | 64 | 384 | 148 | |
| CANARIAS (*) | 2.436 | 781 | 0 | 0 | 0 | 781 | 3.217 | 397 | 0 | 3 | 0 | 400 | 286 | 98 | 784 | 2.433 | |
| LAS PALMAS | 859 | 552 | 0 | 0 | 0 | 552 | 1.411 | 277 | 0 | 3 | 0 | 280 | 203 | 66 | 549 | 862 | |
| S.C. TENERIFE | 1.577 | 229 | 0 | 0 | 0 | 229 | 1.806 | 120 | 0 | 0 | 0 | 120 | 83 | 32 | 235 | 1.571 | |
| CANTABRIA | 62 | 237 | 2 | 0 | 0 | 239 | 301 | 180 | 2 | 0 | 1 | 183 | 50 | 7 | 240 | 61 | |
| CASTILLA Y LEÓN | 292 | 946 | 1 | 0 | 0 | 947 | 1.239 | 645 | 2 | 0 | 0 | 647 | 235 | 54 | 936 | 303 | |
| ÁVILA | 18 | 82 | 0 | 0 | 0 | 82 | 100 | 67 | 0 | 0 | 0 | 67 | 22 | 1 | 90 | 10 | |
| BURGOS | 39 | 121 | 0 | 0 | 0 | 121 | 160 | 63 | 0 | 0 | 0 | 63 | 30 | 7 | 100 | 60 | |
| LEÓN | 105 | 140 | 0 | 0 | 0 | 140 | 245 | 87 | 0 | 0 | 0 | 87 | 35 | 16 | 138 | 107 | |
| PALENCIA | 15 | 73 | 0 | 0 | 0 | 73 | 88 | 58 | 0 | 0 | 0 | 58 | 13 | 1 | 72 | 16 | |
| SALAMANCA | 35 | 188 | 0 | 0 | 0 | 188 | 223 | 128 | 1 | 0 | 0 | 129 | 59 | 3 | 191 | 32 | |
| SEGOVIA | 22 | 77 | 0 | 0 | 0 | 77 | 99 | 46 | 0 | 0 | 0 | 46 | 20 | 7 | 73 | 26 | |
| SORIA | 7 | 25 | 0 | 0 | 0 | 25 | 32 | 21 | 0 | 0 | 0 | 21 | 1 | 3 | 25 | 7 | |
| VALLADOLID | 43 | 155 | 0 | 0 | 0 | 155 | 198 | 105 | 0 | 0 | 0 | 105 | 41 | 9 | 155 | 43 | |
| ZAMORA | 8 | 85 | 1 | 0 | 0 | 86 | 94 | 70 | 1 | 0 | 0 | 71 | 14 | 7 | 92 | 2 | |
| CASTILLA-LA MANCHA | 179 | 899 | 0 | 0 | 0 | 899 | 1.078 | 391 | 0 | 0 | 0 | 391 | 176 | 73 | 640 | 438 | |
| ALBACETE | 32 | 166 | 0 | 0 | 0 | 166 | 198 | 96 | 0 | 0 | 0 | 96 | 30 | 12 | 138 | 60 | |
| CIUDAD REAL | 32 | 234 | 0 | 0 | 0 | 234 | 266 | 141 | 0 | 0 | 0 | 141 | 54 | 8 | 203 | 63 | |
| CUENCA | 19 | 82 | 0 | 0 | 0 | 82 | 101 | 44 | 0 | 0 | 0 | 44 | 29 | 6 | 79 | 22 | |
| GUADALAJARA | 39 | 95 | 0 | 0 | 0 | 95 | 134 | 37 | 0 | 0 | 0 | 37 | 20 | 21 | 78 | 56 | |
| TOLEDO | 57 | 322 | 0 | 0 | 0 | 322 | 379 | 73 | 0 | 0 | 0 | 73 | 43 | 26 | 142 | 237 | |

(Continúa al dorso)

| CC.AA. Y/O PROVINCIAS | PTES. AÑO ANTERIOR | SOLICITUDES PRESENTADAS | | | | | A RESOLV. AÑO | SOLICITUDES RESUELTAS | | | | | | | | | PTES. FINAL |
|-----------------------------|--------------------------|----------------------------|-------------|----------|----------|--------------|---------------------|-----------------------|-------------|----------|----------|--------------|--------------|------------|--------------|--------------|----------------|
| | | NUEVAS | SGIM Y SATP | PAS | INSS | TOTAL | | APROBADAS | | | | | NO APROBADAS | | TOTAL | | |
| | | | | | | | | NUEVAS | SGIM Y SATP | PAS | INSS | TOTAL | DNG | CAD-DES | | | |
| CATALUNYA | 3.377 | 2.629 | 0 | 0 | 0 | 2.629 | 6.006 | 2.411 | 0 | 0 | 0 | 2.411 | 963 | 323 | 3.697 | 2.309 | |
| BARCELONA | 2.364 | 1.868 | 0 | 0 | 0 | 1.868 | 4.232 | 1.714 | 0 | 0 | 0 | 1.714 | 700 | 218 | 2.632 | 1.600 | |
| GIRONA | 368 | 255 | 0 | 0 | 0 | 255 | 623 | 250 | 0 | 0 | 0 | 250 | 80 | 33 | 363 | 260 | |
| LLEIDA | 193 | 148 | 0 | 0 | 0 | 148 | 341 | 135 | 0 | 0 | 0 | 135 | 61 | 27 | 223 | 118 | |
| TARRAGONA | 452 | 358 | 0 | 0 | 0 | 358 | 810 | 312 | 0 | 0 | 0 | 312 | 122 | 45 | 479 | 331 | |
| COMUNIDAD VALENCIANA | 2.358 | 2.185 | 0 | 0 | 0 | 2.185 | 4.543 | 1.281 | 2 | 0 | 0 | 1.283 | 577 | 287 | 2.147 | 2.396 | |
| ALICANTE | 1.093 | 989 | 0 | 0 | 0 | 989 | 2.082 | 640 | 2 | 0 | 0 | 642 | 170 | 112 | 924 | 1.158 | |
| CASTELLÓN | 90 | 210 | 0 | 0 | 0 | 210 | 300 | 101 | 0 | 0 | 0 | 101 | 48 | 27 | 176 | 124 | |
| VALENCIA | 1.175 | 986 | 0 | 0 | 0 | 986 | 2.161 | 540 | 0 | 0 | 0 | 540 | 359 | 148 | 1.047 | 1.114 | |
| EXTREMADURA | 199 | 559 | 1 | 0 | 0 | 560 | 759 | 439 | 1 | 0 | 0 | 440 | 99 | 30 | 569 | 190 | |
| BADAJOS | 125 | 347 | 1 | 0 | 0 | 348 | 473 | 255 | 1 | 0 | 0 | 256 | 62 | 19 | 337 | 136 | |
| CÁCERES | 74 | 212 | 0 | 0 | 0 | 212 | 286 | 184 | 0 | 0 | 0 | 184 | 37 | 11 | 232 | 54 | |
| GALICIA | 743 | 1.158 | 0 | 0 | 0 | 1.158 | 1.901 | 964 | 0 | 0 | 0 | 964 | 288 | 57 | 1.309 | 592 | |
| A CORUÑA | 374 | 464 | 0 | 0 | 0 | 464 | 838 | 441 | 0 | 0 | 0 | 441 | 150 | 26 | 617 | 221 | |
| LUGO | 119 | 128 | 0 | 0 | 0 | 128 | 247 | 77 | 0 | 0 | 0 | 77 | 31 | 17 | 125 | 122 | |
| OURENSE | 63 | 137 | 0 | 0 | 0 | 137 | 200 | 122 | 0 | 0 | 0 | 122 | 30 | 8 | 160 | 40 | |
| PONTEVEDRA | 187 | 429 | 0 | 0 | 0 | 429 | 616 | 324 | 0 | 0 | 0 | 324 | 77 | 6 | 407 | 209 | |
| MADRID | 2.047 | 2.139 | 1 | 1 | 0 | 2.141 | 4.188 | 844 | 0 | 2 | 0 | 846 | 678 | 679 | 2.203 | 1.985 | |
| MURCIA | 284 | 566 | 0 | 0 | 0 | 566 | 850 | 436 | 0 | 0 | 0 | 436 | 160 | 64 | 660 | 190 | |
| NAVARRA | 52 | 167 | 0 | 0 | 0 | 167 | 219 | 43 | 0 | 0 | 0 | 43 | 42 | 28 | 113 | 106 | |
| PAÍS VASCO | 106 | 535 | 0 | 2 | 0 | 537 | 643 | 345 | 0 | 3 | 0 | 348 | 130 | 10 | 488 | 155 | |
| ARABA/ÁLAVA | 0 | 66 | 0 | 0 | 0 | 66 | 66 | 62 | 0 | 0 | 0 | 62 | 4 | 0 | 66 | 0 | |
| GIPUZKOA | 20 | 131 | 0 | 0 | 0 | 131 | 151 | 97 | 0 | 0 | 0 | 97 | 23 | 5 | 125 | 26 | |
| BIZKAIA | 86 | 338 | 0 | 2 | 0 | 340 | 426 | 186 | 0 | 3 | 0 | 189 | 103 | 5 | 297 | 129 | |
| LA RIOJA | 37 | 123 | 0 | 0 | 0 | 123 | 160 | 97 | 0 | 0 | 0 | 97 | 26 | 7 | 130 | 30 | |
| CEUTA | 27 | 79 | 0 | 0 | 0 | 79 | 106 | 60 | 0 | 0 | 0 | 60 | 13 | 7 | 80 | 26 | |
| MELILLA | 24 | 65 | 0 | 0 | 0 | 65 | 89 | 54 | 0 | 0 | 0 | 54 | 18 | 2 | 74 | 15 | |

| | | | | | | | | | | | | | | | | |
|-------------------------|---------------|---------------|----------|-----------|----------|---------------|---------------|---------------|----------|-----------|----------|---------------|--------------|--------------|---------------|---------------|
| TOTAL ESTADO (*) | 16.886 | 19.241 | 5 | 14 | 0 | 19.260 | 36.146 | 10.717 | 7 | 13 | 1 | 10.738 | 5.338 | 2.195 | 18.271 | 17.875 |
|-------------------------|---------------|---------------|----------|-----------|----------|---------------|---------------|---------------|----------|-----------|----------|---------------|--------------|--------------|---------------|---------------|

(*) A partir del mes de marzo se ha modificado en número de pendientes año anterior, al incorporarse la regularización de los datos inicialmente facilitados por Canarias desde 1991 hasta 2022

PENSIÓN NO CONTRIBUTIVA DE JUBILACIÓN

CAUSAS DE DENEGACIÓN ACUMULADAS CORRESPONDIENTES AL AÑO 2024 HASTA ABRIL

| CC.AA. Y/O PROVINCIAS | EDAD | RESIDENCIA LEGAL | RECURSOS ECONÓMICOS | | PRESTACIÓN INCOMPATIBLE | SIN DESGLOSAR | TOTAL CAUSAS DE DENEGACIÓN |
|-----------------------------|-----------|------------------|------------------------|------------|----------------------------|------------------|----------------------------------|
| | | | PERSONALES | U.E.C. | | | |
| | | | ANDALUCÍA | 128 | | | |
| ALMERÍA | 5 | 34 | 14 | 66 | 0 | 0 | 119 |
| CÁDIZ | 14 | 19 | 48 | 112 | 0 | 0 | 193 |
| CÓRDOBA | 4 | 9 | 19 | 70 | 0 | 0 | 102 |
| GRANADA | 16 | 22 | 41 | 69 | 19 | 0 | 167 |
| HUELVA | 9 | 4 | 17 | 41 | 0 | 0 | 71 |
| JAÉN | 7 | 5 | 8 | 20 | 0 | 0 | 40 |
| MÁLAGA | 46 | 76 | 61 | 115 | 0 | 0 | 298 |
| SEVILLA | 27 | 22 | 46 | 216 | 0 | 0 | 311 |
| ARAGÓN | 6 | 11 | 16 | 58 | 0 | 0 | 91 |
| HUESCA | 2 | 0 | 1 | 12 | 0 | 0 | 15 |
| TERUEL | 0 | 2 | 1 | 7 | 0 | 0 | 10 |
| ZARAGOZA | 4 | 9 | 14 | 39 | 0 | 0 | 66 |
| ASTURIAS | 11 | 10 | 38 | 38 | 0 | 0 | 97 |
| ILLES BALEARS | 9 | 26 | 32 | 41 | 0 | 0 | 108 |
| CANARIAS | 24 | 71 | 91 | 93 | 7 | 0 | 286 |
| LAS PALMAS | 21 | 44 | 61 | 70 | 7 | 0 | 203 |
| S.C. TENERIFE | 3 | 27 | 30 | 23 | 0 | 0 | 83 |
| CANTABRIA | 6 | 6 | 11 | 27 | 0 | 0 | 50 |
| CASTILLA Y LEÓN | 21 | 21 | 65 | 128 | 0 | 0 | 235 |
| ÁVILA | 5 | 0 | 3 | 14 | 0 | 0 | 22 |
| BURGOS | 5 | 5 | 9 | 11 | 0 | 0 | 30 |
| LEÓN | 2 | 2 | 11 | 20 | 0 | 0 | 35 |
| PALENCIA | 2 | 1 | 6 | 4 | 0 | 0 | 13 |
| SALAMANCA | 5 | 4 | 14 | 36 | 0 | 0 | 59 |
| SEGOVIA | 1 | 3 | 8 | 8 | 0 | 0 | 20 |
| SORIA | 0 | 0 | 1 | 0 | 0 | 0 | 1 |
| VALLADOLID | 1 | 3 | 11 | 26 | 0 | 0 | 41 |
| ZAMORA | 0 | 3 | 2 | 9 | 0 | 0 | 14 |
| CASTILLA-LA MANCHA | 10 | 18 | 22 | 126 | 0 | 0 | 176 |
| ALBACETE | 5 | 3 | 7 | 15 | 0 | 0 | 30 |
| CIUDAD REAL | 2 | 4 | 2 | 46 | 0 | 0 | 54 |
| CUENCA | 3 | 4 | 4 | 18 | 0 | 0 | 29 |
| GUADALAJARA | 0 | 1 | 3 | 16 | 0 | 0 | 20 |
| TOLEDO | 0 | 6 | 6 | 31 | 0 | 0 | 43 |

(Continúa al dorso)

| CC.AA. Y/O PROVINCIAS | EDAD | RESIDENCIA LEGAL | RECURSOS ECONÓMICOS | | PRESTACIÓN | SIN | TOTAL CAUSAS DE DENEGACIÓN |
|-----------------------------|------------|------------------|------------------------|--------------|--------------|-----------|----------------------------------|
| | | | PERSONALES | U.E.C. | INCOMPATIBLE | DESGLOSAR | |
| | | | | | | | |
| CATALUNYA | 35 | 253 | 280 | 394 | 1 | 0 | 963 |
| BARCELONA | 24 | 196 | 205 | 274 | 1 | 0 | 700 |
| GIRONA | 3 | 11 | 26 | 40 | 0 | 0 | 80 |
| LLEIDA | 4 | 15 | 15 | 27 | 0 | 0 | 61 |
| TARRAGONA | 4 | 31 | 34 | 53 | 0 | 0 | 122 |
| COMUNIDAD VALENCIANA | 23 | 69 | 124 | 361 | 0 | 0 | 577 |
| ALICANTE | 3 | 28 | 44 | 95 | 0 | 0 | 170 |
| CASTELLÓN | 6 | 4 | 10 | 28 | 0 | 0 | 48 |
| VALENCIA | 14 | 37 | 70 | 238 | 0 | 0 | 359 |
| EXTREMADURA | 9 | 6 | 28 | 56 | 0 | 0 | 99 |
| BADAJOS | 4 | 4 | 17 | 37 | 0 | 0 | 62 |
| CÁCERES | 5 | 2 | 11 | 19 | 0 | 0 | 37 |
| GALICIA | 18 | 39 | 57 | 174 | 0 | 0 | 288 |
| A CORUÑA | 2 | 28 | 38 | 82 | 0 | 0 | 150 |
| LUGO | 10 | 2 | 4 | 15 | 0 | 0 | 31 |
| OURENSE | 5 | 9 | 6 | 10 | 0 | 0 | 30 |
| PONTEVEDRA | 1 | 0 | 9 | 67 | 0 | 0 | 77 |
| MADRID | 47 | 88 | 176 | 367 | 0 | 0 | 678 |
| MURCIA | 8 | 30 | 30 | 92 | 0 | 0 | 160 |
| NAVARRA | 2 | 13 | 16 | 11 | 0 | 0 | 42 |
| PAÍS VASCO | 3 | 19 | 23 | 83 | 2 | 0 | 130 |
| ARABA/ÁLAVA | 0 | 0 | 4 | 0 | 0 | 0 | 4 |
| GIPUZKOA | 0 | 6 | 3 | 13 | 1 | 0 | 23 |
| BIZKAIA | 3 | 13 | 16 | 70 | 1 | 0 | 103 |
| LA RIOJA | 4 | 7 | 7 | 8 | 0 | 0 | 26 |
| CEUTA | 0 | 5 | 0 | 7 | 1 | 0 | 13 |
| MELILLA | 2 | 3 | 7 | 6 | 0 | 0 | 18 |
| TOTAL ESTADO | 366 | 886 | 1.277 | 2.779 | 30 | 0 | 5.338 |

3. PNC de invalidez: datos de la gestión mensual y anual

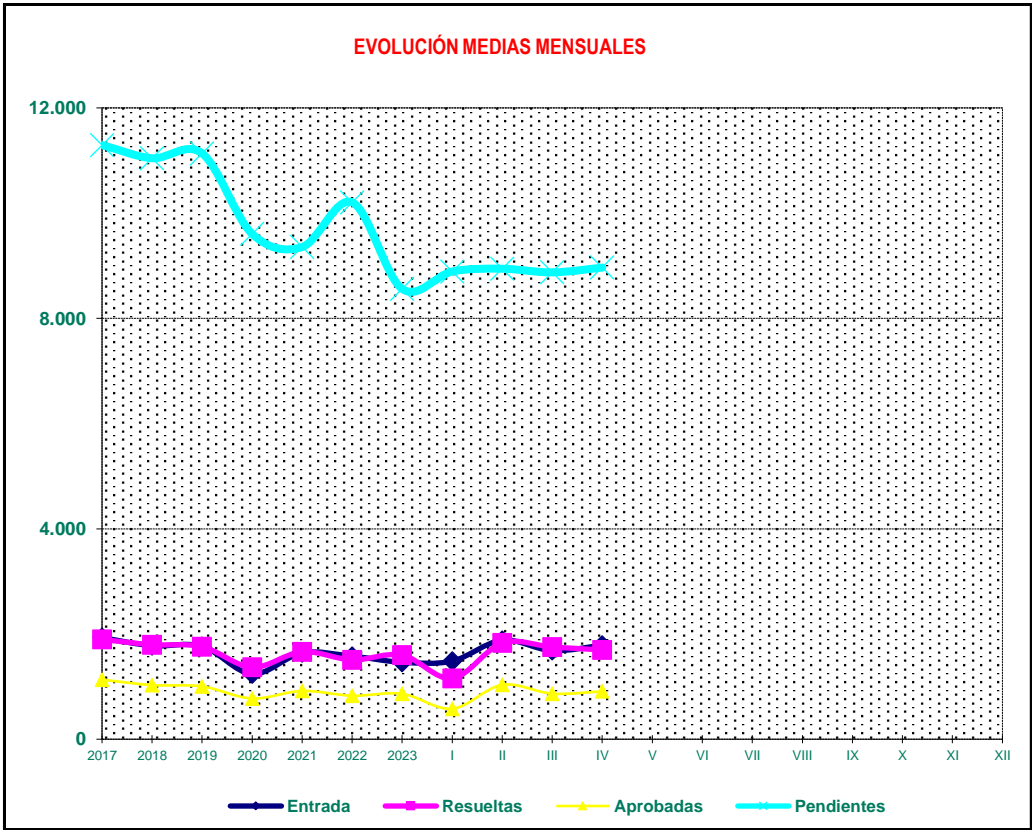
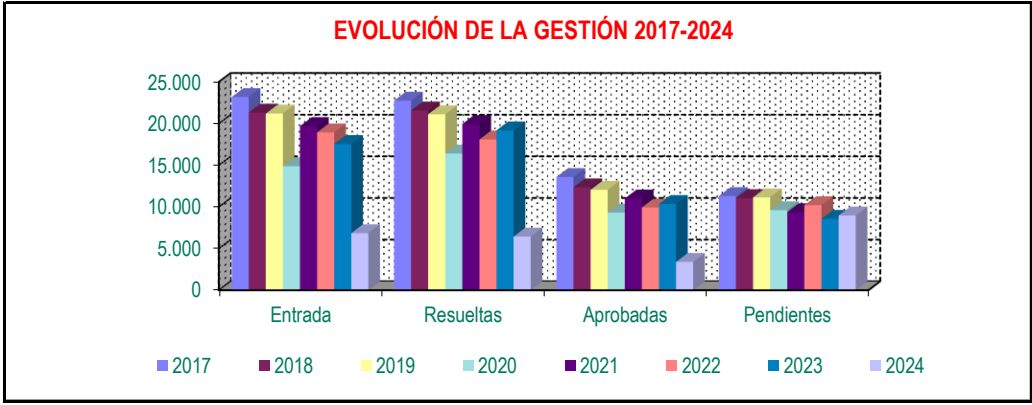


R.D.L. 8/2015, DE 30 DE OCTUBRE; T. REF. LGSS PNC DE LA SEGURIDAD SOCIAL

INVALIDEZ

| | Entrada | Resueltas | % R./E. | Aprobadas | % A./R. | No Aprob. | Pendientes | |
|---------------------------------|--------------|--------------|---------------|--------------|---------------|--------------|--------------|--------|
| G E S T I Ó N | 2017 | 23.179 | 22.744 | 96,08% | 13.580 | 61,08% | 9.164 | 11.294 |
| | 2018 | 21.315 | 21.565 | 96,08% | 12.343 | 61,08% | 9.222 | 11.044 |
| | 2019 | 21.203 | 21.111 | 96,08% | 12.046 | 61,08% | 9.065 | 11.136 |
| | 2020 | 14.872 | 16.402 | 96,08% | 9.295 | 61,08% | 7.107 | 9.606 |
| | 2021 | 19.697 | 19.947 | 96,08% | 11.012 | 61,08% | 8.935 | 9.356 |
| | 2022 | 18.940 | 18.090 | 96,08% | 9.925 | 61,08% | 8.165 | 10.206 |
| | 2023 | 17.546 | 19.192 | 96,08% | 10.352 | 61,08% | 8.840 | 8.560 |
| M E D I A S | 2017 | 1.932 | 1.895 | | 1.132 | | 764 | 11.294 |
| | 2018 | 1.776 | 1.797 | | 1.029 | | 769 | 11.044 |
| | 2019 | 1.767 | 1.759 | | 1.004 | | 755 | 11.136 |
| | 2020 | 1.239 | 1.367 | | 775 | | 592 | 9.606 |
| | 2021 | 1.641 | 1.662 | | 918 | | 745 | 9.356 |
| | 2022 | 1.578 | 1.508 | | 827 | | 680 | 10.206 |
| | 2023 | 1.462 | 1.599 | | 863 | | 737 | 8.560 |
| 2024 | | | | | | | | |
| I | 1.485 | 1.155 | 77,78% | 579 | 50,13% | 576 | 8.890 | |
| II | 1.882 | 1.829 | 97,18% | 1.034 | 56,53% | 795 | 8.943 | |
| III | 1.683 | 1.752 | 104,10% | 866 | 49,43% | 886 | 8.874 | |
| IV | 1.790 | 1.699 | 94,92% | 910 | 53,56% | 789 | 8.965 | |
| V | | | | | | | | |
| VI | | | | | | | | |
| VII | | | | | | | | |
| VIII | | | | | | | | |
| IX | | | | | | | | |
| X | | | | | | | | |
| XI | | | | | | | | |
| XII | | | | | | | | |
| | 6.840 | 6.435 | 94,08% | 3.389 | 52,67% | 3.046 | 8.965 | |

* Pendientes reales



PENSIÓN NO CONTRIBUTIVA DE INVALIDEZ

DATOS DE GESTIÓN CORRESPONDIENTES AL MES DE ABRIL DE 2024

| CC.AA. Y/O PROVINCIAS | PTES. MES ANTERIOR | SOLICITUDES PRESENTADAS | | | | | A RESOLV. MES | SOLICITUDES RESUELTAS | | | | | | | | | PTES. FIN MES |
|-----------------------------|--------------------------|----------------------------|-------------|----------|----------|------------|---------------------|-----------------------|-------------|----------|----------|------------|--------------|-----------|------------|--------------|---------------------|
| | | NUEVAS | SGIM Y SATP | PAS | INSS | TOTAL | | APROBADAS | | | | | NO APROBADAS | | TOTAL | | |
| | | | | | | | | NUEVAS | SGIM Y SATP | PAS | INSS | TOTAL | DNG | CAD-DES | | | |
| ANDALUCÍA | 2.600 | 467 | 0 | 0 | 0 | 467 | 3.067 | 145 | 1 | 3 | 0 | 149 | 234 | 23 | 406 | 2.661 | |
| ALMERÍA | 79 | 26 | 0 | 0 | 0 | 26 | 105 | 4 | 0 | 0 | 0 | 4 | 6 | 0 | 10 | 95 | |
| CÁDIZ | 625 | 35 | 0 | 0 | 0 | 35 | 660 | 24 | 1 | 0 | 0 | 25 | 15 | 5 | 45 | 615 | |
| CÓRDOBA | 239 | 27 | 0 | 0 | 0 | 27 | 266 | 11 | 0 | 0 | 0 | 11 | 33 | 1 | 45 | 221 | |
| GRANADA | 220 | 19 | 0 | 0 | 0 | 19 | 239 | 31 | 0 | 0 | 0 | 31 | 14 | 0 | 45 | 194 | |
| HUELVA | 184 | 30 | 0 | 0 | 0 | 30 | 214 | 10 | 0 | 1 | 0 | 11 | 14 | 3 | 28 | 186 | |
| JAÉN | 116 | 44 | 0 | 0 | 0 | 44 | 160 | 5 | 0 | 1 | 0 | 6 | 1 | 2 | 9 | 151 | |
| MÁLAGA | 563 | 122 | 0 | 0 | 0 | 122 | 685 | 36 | 0 | 0 | 0 | 36 | 77 | 7 | 120 | 565 | |
| SEVILLA | 574 | 164 | 0 | 0 | 0 | 164 | 738 | 24 | 0 | 1 | 0 | 25 | 74 | 5 | 104 | 634 | |
| ARAGÓN | 32 | 12 | 0 | 0 | 0 | 12 | 44 | 9 | 0 | 0 | 0 | 9 | 5 | 2 | 16 | 28 | |
| HUESCA | 4 | 2 | 0 | 0 | 0 | 2 | 6 | 2 | 0 | 0 | 0 | 2 | 2 | 0 | 4 | 2 | |
| TERUEL | 2 | 0 | 0 | 0 | 0 | 0 | 2 | 1 | 0 | 0 | 0 | 1 | 0 | 1 | 2 | 0 | |
| ZARAGOZA | 26 | 10 | 0 | 0 | 0 | 10 | 36 | 6 | 0 | 0 | 0 | 6 | 3 | 1 | 10 | 26 | |
| ASTURIAS | 260 | 30 | 0 | 0 | 0 | 30 | 290 | 18 | 0 | 0 | 0 | 18 | 15 | 2 | 35 | 255 | |
| ILLES BALEARS | 4 | 20 | 0 | 0 | 0 | 20 | 24 | 8 | 0 | 0 | 0 | 8 | 3 | 9 | 20 | 4 | |
| CANARIAS (*) | 1.359 | 81 | 0 | 0 | 0 | 81 | 1.440 | 62 | 0 | 0 | 0 | 62 | 33 | 4 | 99 | 1.341 | |
| LAS PALMAS | 522 | 68 | 0 | 0 | 0 | 68 | 590 | 17 | 0 | 0 | 0 | 17 | 18 | 1 | 36 | 554 | |
| S.C. TENERIFE | 837 | 13 | 0 | 0 | 0 | 13 | 850 | 45 | 0 | 0 | 0 | 45 | 15 | 3 | 63 | 787 | |
| CANTABRIA | 88 | 35 | 0 | 0 | 0 | 35 | 123 | 21 | 0 | 0 | 0 | 21 | 3 | 0 | 24 | 99 | |
| CASTILLA Y LEÓN | 227 | 78 | 0 | 0 | 0 | 78 | 305 | 44 | 0 | 0 | 0 | 44 | 21 | 6 | 71 | 234 | |
| ÁVILA | 16 | 14 | 0 | 0 | 0 | 14 | 30 | 8 | 0 | 0 | 0 | 8 | 2 | 1 | 11 | 19 | |
| BURGOS | 47 | 12 | 0 | 0 | 0 | 12 | 59 | 8 | 0 | 0 | 0 | 8 | 7 | 0 | 15 | 44 | |
| LEÓN | 97 | 7 | 0 | 0 | 0 | 7 | 104 | 4 | 0 | 0 | 0 | 4 | 2 | 4 | 10 | 94 | |
| PALENCIA | 3 | 8 | 0 | 0 | 0 | 8 | 11 | 0 | 0 | 0 | 0 | 0 | 2 | 0 | 2 | 9 | |
| SALAMANCA | 34 | 14 | 0 | 0 | 0 | 14 | 48 | 13 | 0 | 0 | 0 | 13 | 4 | 0 | 17 | 31 | |
| SEGOVIA | 6 | 1 | 0 | 0 | 0 | 1 | 7 | 1 | 0 | 0 | 0 | 1 | 1 | 0 | 2 | 5 | |
| SORIA | 1 | 3 | 0 | 0 | 0 | 3 | 4 | 0 | 0 | 0 | 0 | 0 | 0 | 0 | 0 | 4 | |
| VALLADOLID | 22 | 11 | 0 | 0 | 0 | 11 | 33 | 6 | 0 | 0 | 0 | 6 | 3 | 1 | 10 | 23 | |
| ZAMORA | 1 | 8 | 0 | 0 | 0 | 8 | 9 | 4 | 0 | 0 | 0 | 4 | 0 | 0 | 4 | 5 | |
| CASTILLA-LA MANCHA | 192 | 121 | 0 | 0 | 0 | 121 | 313 | 58 | 0 | 0 | 0 | 58 | 16 | 14 | 88 | 225 | |
| ALBACETE | 38 | 22 | 0 | 0 | 0 | 22 | 60 | 10 | 0 | 0 | 0 | 10 | 4 | 2 | 16 | 44 | |
| CIUDAD REAL | 27 | 36 | 0 | 0 | 0 | 36 | 63 | 17 | 0 | 0 | 0 | 17 | 2 | 2 | 21 | 42 | |
| CUENCA | 31 | 9 | 0 | 0 | 0 | 9 | 40 | 8 | 0 | 0 | 0 | 8 | 2 | 3 | 13 | 27 | |
| GUADALAJARA | 17 | 16 | 0 | 0 | 0 | 16 | 33 | 11 | 0 | 0 | 0 | 11 | 3 | 2 | 16 | 17 | |
| TOLEDO | 79 | 38 | 0 | 0 | 0 | 38 | 117 | 12 | 0 | 0 | 0 | 12 | 5 | 5 | 22 | 95 | |

(Continúa al dorso)

| CC.AA. Y/O PROVINCIAS | PTES. MES ANTERIOR | SOLICITUDES PRESENTADAS | | | | | A RESOLV. MES | SOLICITUDES RESUELTAS | | | | | | | | | PTES. FIN MES |
|-----------------------------|--------------------------|----------------------------|-------------|----------|----------|--------------|---------------------|-----------------------|-------------|----------|-----------|------------|--------------|------------|--------------|--------------|---------------------|
| | | PRESENTADAS | | | | | | APROBADAS | | | | | NO APROBADAS | | TOTAL | | |
| | | NUEVAS | SGIM Y SATP | PAS | INSS | TOTAL | | NUEVAS | SGIM Y SATP | PAS | INSS | TOTAL | DNG | CAD-DES | | | |
| CATALUNYA | 1.694 | 327 | 1 | 0 | 9 | 337 | 2.031 | 127 | 0 | 0 | 33 | 160 | 133 | 27 | 320 | 1.711 | |
| BARCELONA | 1.206 | 241 | 1 | 0 | 6 | 248 | 1.454 | 83 | 0 | 0 | 24 | 107 | 92 | 17 | 216 | 1.238 | |
| GIRONA | 178 | 33 | 0 | 0 | 3 | 36 | 214 | 23 | 0 | 0 | 1 | 24 | 15 | 3 | 42 | 172 | |
| LLEIDA | 75 | 17 | 0 | 0 | 0 | 17 | 92 | 6 | 0 | 0 | 2 | 8 | 4 | 0 | 12 | 80 | |
| TARRAGONA | 235 | 36 | 0 | 0 | 0 | 36 | 271 | 15 | 0 | 0 | 6 | 21 | 22 | 7 | 50 | 221 | |
| COMUNIDAD VALENCIANA | 624 | 105 | 0 | 0 | 0 | 105 | 729 | 62 | 0 | 0 | 0 | 62 | 17 | 13 | 92 | 637 | |
| ALICANTE | 260 | 40 | 0 | 0 | 0 | 40 | 300 | 16 | 0 | 0 | 0 | 16 | 1 | 0 | 17 | 283 | |
| CASTELLÓN | 84 | 17 | 0 | 0 | 0 | 17 | 101 | 16 | 0 | 0 | 0 | 16 | 5 | 0 | 21 | 80 | |
| VALENCIA | 280 | 48 | 0 | 0 | 0 | 48 | 328 | 30 | 0 | 0 | 0 | 30 | 11 | 13 | 54 | 274 | |
| EXTREMADURA | 174 | 42 | 0 | 0 | 0 | 42 | 216 | 22 | 0 | 0 | 0 | 22 | 6 | 0 | 28 | 188 | |
| BADAJOS | 135 | 22 | 0 | 0 | 0 | 22 | 157 | 13 | 0 | 0 | 0 | 13 | 3 | 0 | 16 | 141 | |
| CÁCERES | 39 | 20 | 0 | 0 | 0 | 20 | 59 | 9 | 0 | 0 | 0 | 9 | 3 | 0 | 12 | 47 | |
| GALICIA | 419 | 162 | 0 | 0 | 0 | 162 | 581 | 86 | 0 | 0 | 0 | 86 | 54 | 15 | 155 | 426 | |
| A CORUÑA | 128 | 63 | 0 | 0 | 0 | 63 | 191 | 26 | 0 | 0 | 0 | 26 | 15 | 10 | 51 | 140 | |
| LUGO | 67 | 9 | 0 | 0 | 0 | 9 | 76 | 5 | 0 | 0 | 0 | 5 | 4 | 1 | 10 | 66 | |
| OURENSE | 33 | 32 | 0 | 0 | 0 | 32 | 65 | 19 | 0 | 0 | 0 | 19 | 11 | 2 | 32 | 33 | |
| PONTEVEDRA | 191 | 58 | 0 | 0 | 0 | 58 | 249 | 36 | 0 | 0 | 0 | 36 | 24 | 2 | 62 | 187 | |
| MADRID | 690 | 146 | 0 | 0 | 0 | 146 | 836 | 112 | 0 | 0 | 0 | 112 | 47 | 44 | 203 | 633 | |
| MURCIA | 344 | 65 | 0 | 0 | 0 | 65 | 409 | 53 | 0 | 0 | 3 | 56 | 19 | 9 | 84 | 325 | |
| NAVARRA | 17 | 16 | 0 | 0 | 0 | 16 | 33 | 0 | 0 | 0 | 0 | 0 | 0 | 1 | 1 | 32 | |
| PAÍS VASCO | 49 | 49 | 0 | 0 | 0 | 49 | 98 | 25 | 0 | 0 | 0 | 25 | 6 | 2 | 33 | 65 | |
| ARABA/ÁLAVA | 0 | 5 | 0 | 0 | 0 | 5 | 5 | 5 | 0 | 0 | 0 | 5 | 0 | 0 | 5 | 0 | |
| GIPUZKOA | 17 | 11 | 0 | 0 | 0 | 11 | 28 | 8 | 0 | 0 | 0 | 8 | 2 | 1 | 11 | 17 | |
| BIZKAIA | 32 | 33 | 0 | 0 | 0 | 33 | 65 | 12 | 0 | 0 | 0 | 12 | 4 | 1 | 17 | 48 | |
| LA RIOJA | 15 | 7 | 0 | 0 | 0 | 7 | 22 | 8 | 0 | 0 | 0 | 8 | 1 | 0 | 9 | 13 | |
| CEUTA | 11 | 4 | 0 | 0 | 0 | 4 | 15 | 4 | 0 | 0 | 0 | 4 | 1 | 2 | 7 | 8 | |
| MELILLA | 75 | 13 | 0 | 0 | 0 | 13 | 88 | 6 | 0 | 0 | 0 | 6 | 2 | 0 | 8 | 80 | |
| TOTAL ESTADO | 8.874 | 1.780 | 1 | 0 | 9 | 1.790 | 10.664 | 870 | 1 | 3 | 36 | 910 | 616 | 173 | 1.699 | 8.965 | |

PENSIÓN NO CONTRIBUTIVA DE INVALIDEZ

CAUSAS DE DENEGACIÓN CORRESPONDIENTES AL MES DE ABRIL DE 2024

| CC.AA. Y/O PROVINCIAS | EDAD | RESIDENCIA | RECURSOS ECONÓMICOS | | GRADO DISCAPACIDAD | PRESTACIÓN | SOLICITAR SIN PASAR DOS AÑOS | SIN DESGLOSAR | TOTAL CAUSAS DE DENEGACIÓN |
|-----------------------------|-----------|------------|------------------------|-----------|-----------------------|--------------|------------------------------------|------------------|----------------------------------|
| | | LEGAL | PERSONALES | U.E.C. | ENF. CRÓNICA | INCOMPATIBLE | | | |
| | | | | | | | | | |
| ANDALUCÍA | 13 | 27 | 18 | 31 | 128 | 16 | 1 | 0 | 234 |
| ALMERÍA | 0 | 1 | 1 | 1 | 1 | 2 | 0 | 0 | 6 |
| CÁDIZ | 4 | 0 | 3 | 4 | 4 | 0 | 0 | 0 | 15 |
| CÓRDOBA | 0 | 4 | 1 | 3 | 25 | 0 | 0 | 0 | 33 |
| GRANADA | 1 | 2 | 1 | 2 | 8 | 0 | 0 | 0 | 14 |
| HUELVA | 0 | 2 | 0 | 1 | 11 | 0 | 0 | 0 | 14 |
| JAÉN | 0 | 1 | 0 | 0 | 0 | 0 | 0 | 0 | 1 |
| MÁLAGA | 6 | 14 | 8 | 10 | 24 | 14 | 1 | 0 | 77 |
| SEVILLA | 2 | 3 | 4 | 10 | 55 | 0 | 0 | 0 | 74 |
| ARAGÓN | 0 | 0 | 3 | 1 | 0 | 1 | 0 | 0 | 5 |
| HUESCA | 0 | 0 | 0 | 1 | 0 | 1 | 0 | 0 | 2 |
| TERUEL | 0 | 0 | 0 | 0 | 0 | 0 | 0 | 0 | 0 |
| ZARAGOZA | 0 | 0 | 3 | 0 | 0 | 0 | 0 | 0 | 3 |
| ASTURIAS | 0 | 0 | 7 | 5 | 2 | 1 | 0 | 0 | 15 |
| ILLES BALEARS | 1 | 1 | 0 | 0 | 0 | 1 | 0 | 0 | 3 |
| CANARIAS | 1 | 2 | 9 | 6 | 12 | 3 | 0 | 0 | 33 |
| LAS PALMAS | 1 | 1 | 4 | 5 | 4 | 3 | 0 | 0 | 18 |
| S.C. TENERIFE | 0 | 1 | 5 | 1 | 8 | 0 | 0 | 0 | 15 |
| CANTABRIA | 1 | 0 | 0 | 1 | 0 | 1 | 0 | 0 | 3 |
| CASTILLA Y LEÓN | 0 | 0 | 3 | 8 | 8 | 2 | 0 | 0 | 21 |
| ÁVILA | 0 | 0 | 0 | 2 | 0 | 0 | 0 | 0 | 2 |
| BURGOS | 0 | 0 | 2 | 1 | 4 | 0 | 0 | 0 | 7 |
| LEÓN | 0 | 0 | 0 | 1 | 1 | 0 | 0 | 0 | 2 |
| PALENCIA | 0 | 0 | 0 | 0 | 1 | 1 | 0 | 0 | 2 |
| SALAMANCA | 0 | 0 | 0 | 3 | 1 | 0 | 0 | 0 | 4 |
| SEGOVIA | 0 | 0 | 0 | 0 | 1 | 0 | 0 | 0 | 1 |
| SORIA | 0 | 0 | 0 | 0 | 0 | 0 | 0 | 0 | 0 |
| VALLADOLID | 0 | 0 | 1 | 1 | 0 | 1 | 0 | 0 | 3 |
| ZAMORA | 0 | 0 | 0 | 0 | 0 | 0 | 0 | 0 | 0 |
| CASTILLA-LA MANCHA | 0 | 5 | 3 | 3 | 5 | 0 | 0 | 0 | 16 |
| ALBACETE | 0 | 1 | 1 | 1 | 1 | 0 | 0 | 0 | 4 |
| CIUDAD REAL | 0 | 0 | 1 | 0 | 1 | 0 | 0 | 0 | 2 |
| CUENCA | 0 | 0 | 1 | 1 | 0 | 0 | 0 | 0 | 2 |
| GUADALAJARA | 0 | 2 | 0 | 1 | 0 | 0 | 0 | 0 | 3 |
| TOLEDO | 0 | 2 | 0 | 0 | 3 | 0 | 0 | 0 | 5 |

(Continúa al dorso)

| CC.AA. Y/O PROVINCIAS | EDAD | RESIDENCIA | RECURSOS | | GRADO | PRESTACIÓN | SOLICITAR | SIN | TOTAL CAUSAS DE DENEGACIÓN |
|-----------------------------|-----------|------------|------------|------------|------------------------------|--------------|-----------------------|-----------|----------------------------------|
| | | LEGAL | ECONÓMICOS | | DISCAPACIDAD ENF. CRÓNICA | INCOMPATIBLE | SIN PASAR DOS AÑOS | DESGLASAR | |
| | | | PERSONALES | U.E.C. | | | | | |
| CATALUNYA | 0 | 13 | 44 | 27 | 9 | 40 | 0 | 0 | 133 |
| BARCELONA | 0 | 11 | 32 | 18 | 9 | 22 | 0 | 0 | 92 |
| GIRONA | 0 | 1 | 5 | 5 | 0 | 4 | 0 | 0 | 15 |
| LLEIDA | 0 | 0 | 1 | 1 | 0 | 2 | 0 | 0 | 4 |
| TARRAGONA | 0 | 1 | 6 | 3 | 0 | 12 | 0 | 0 | 22 |
| COMUNIDAD VALENCIANA | 1 | 2 | 6 | 5 | 2 | 1 | 0 | 0 | 17 |
| ALICANTE | 0 | 0 | 0 | 0 | 0 | 1 | 0 | 0 | 1 |
| CASTELLÓN | 1 | 1 | 1 | 1 | 1 | 0 | 0 | 0 | 5 |
| VALENCIA | 0 | 1 | 5 | 4 | 1 | 0 | 0 | 0 | 11 |
| EXTREMADURA | 1 | 0 | 3 | 1 | 0 | 1 | 0 | 0 | 6 |
| BADAJOS | 1 | 0 | 1 | 0 | 0 | 1 | 0 | 0 | 3 |
| CÁCERES | 0 | 0 | 2 | 1 | 0 | 0 | 0 | 0 | 3 |
| GALICIA | 3 | 1 | 2 | 7 | 40 | 1 | 0 | 0 | 54 |
| A CORUÑA | 0 | 0 | 0 | 3 | 12 | 0 | 0 | 0 | 15 |
| LUGO | 1 | 1 | 0 | 0 | 2 | 0 | 0 | 0 | 4 |
| OURENSE | 2 | 0 | 1 | 1 | 7 | 0 | 0 | 0 | 11 |
| PONTEVEDRA | 0 | 0 | 1 | 3 | 19 | 1 | 0 | 0 | 24 |
| MADRID | 7 | 3 | 21 | 11 | 5 | 0 | 0 | 0 | 47 |
| MURCIA | 1 | 0 | 3 | 1 | 13 | 1 | 0 | 0 | 19 |
| NAVARRA | 0 | 0 | 0 | 0 | 0 | 0 | 0 | 0 | 0 |
| PAÍS VASCO | 0 | 0 | 1 | 1 | 2 | 2 | 0 | 0 | 6 |
| ARABA/ÁLAVA | 0 | 0 | 0 | 0 | 0 | 0 | 0 | 0 | 0 |
| GIPUZKOA | 0 | 0 | 0 | 0 | 1 | 1 | 0 | 0 | 2 |
| BIZKAIA | 0 | 0 | 1 | 1 | 1 | 1 | 0 | 0 | 4 |
| LA RIOJA | 0 | 0 | 0 | 1 | 0 | 0 | 0 | 0 | 1 |
| CEUTA | 0 | 0 | 1 | 0 | 0 | 0 | 0 | 0 | 1 |
| MELILLA | 0 | 0 | 1 | 1 | 0 | 0 | 0 | 0 | 2 |
| TOTAL ESTADO | 29 | 54 | 125 | 110 | 226 | 71 | 1 | 0 | 616 |

PENSIÓN NO CONTRIBUTIVA DE INVALIDEZ

DATOS ACUMULADOS DE GESTIÓN CORRESPONDIENTES AL AÑO 2024 HASTA ABRIL

| CC.AA. Y/O PROVINCIAS | PTES. AÑO ANTERIOR | SOLICITUDES PRESENTADAS | | | | | A RESOLV. AÑO | SOLICITUDES RESUELTAS | | | | | | | | | PTES. FINAL |
|-----------------------------|--------------------------|----------------------------|-------------|----------|----------|--------------|---------------------|-----------------------|-------------|----------|----------|------------|--------------|------------|--------------|--------------|----------------|
| | | NUEVAS | SGIM Y SATP | PAS | INSS | TOTAL | | APROBADAS | | | | | NO APROBADAS | | TOTAL | | |
| | | | | | | | | NUEVAS | SGIM Y SATP | PAS | INSS | TOTAL | DNG | CAD-DES | | | |
| ANDALUCÍA | 2.326 | 1.657 | 0 | 4 | 0 | 1.661 | 3.987 | 478 | 4 | 4 | 0 | 486 | 712 | 128 | 1.326 | 2.661 | |
| ALMERÍA | 66 | 82 | 0 | 0 | 0 | 82 | 148 | 20 | 0 | 0 | 0 | 20 | 26 | 7 | 53 | 95 | |
| CÁDIZ | 664 | 154 | 0 | 0 | 0 | 154 | 818 | 101 | 3 | 1 | 0 | 105 | 76 | 22 | 203 | 615 | |
| CÓRDOBA | 205 | 88 | 0 | 1 | 0 | 89 | 294 | 24 | 0 | 0 | 0 | 24 | 44 | 5 | 73 | 221 | |
| GRANADA | 270 | 114 | 0 | 0 | 0 | 114 | 384 | 91 | 1 | 0 | 0 | 92 | 91 | 7 | 190 | 194 | |
| HUELVA | 185 | 94 | 0 | 2 | 0 | 96 | 281 | 40 | 0 | 1 | 0 | 41 | 47 | 7 | 95 | 186 | |
| JAÉN | 60 | 145 | 0 | 0 | 0 | 145 | 205 | 30 | 0 | 1 | 0 | 31 | 15 | 8 | 54 | 151 | |
| MÁLAGA | 541 | 383 | 0 | 0 | 0 | 383 | 924 | 113 | 0 | 0 | 0 | 113 | 215 | 31 | 359 | 565 | |
| SEVILLA | 335 | 597 | 0 | 1 | 0 | 598 | 933 | 59 | 0 | 1 | 0 | 60 | 198 | 41 | 299 | 634 | |
| ARAGÓN | 36 | 74 | 0 | 0 | 0 | 74 | 110 | 58 | 0 | 0 | 0 | 58 | 19 | 5 | 82 | 28 | |
| HUESCA | 5 | 18 | 0 | 0 | 0 | 18 | 23 | 15 | 0 | 0 | 0 | 15 | 6 | 0 | 21 | 2 | |
| TERUEL | 1 | 7 | 0 | 0 | 0 | 7 | 8 | 5 | 0 | 0 | 0 | 5 | 2 | 1 | 8 | 0 | |
| ZARAGOZA | 30 | 49 | 0 | 0 | 0 | 49 | 79 | 38 | 0 | 0 | 0 | 38 | 11 | 4 | 53 | 26 | |
| ASTURIAS | 221 | 123 | 0 | 0 | 0 | 123 | 344 | 57 | 0 | 0 | 0 | 57 | 28 | 4 | 89 | 255 | |
| ILLES BALEARS | 7 | 79 | 0 | 0 | 0 | 79 | 86 | 40 | 0 | 0 | 0 | 40 | 23 | 19 | 82 | 4 | |
| CANARIAS (*) | 1.474 | 369 | 0 | 0 | 0 | 369 | 1.843 | 222 | 0 | 0 | 0 | 222 | 257 | 23 | 502 | 1.341 | |
| LAS PALMAS | 503 | 242 | 0 | 0 | 0 | 242 | 745 | 80 | 0 | 0 | 0 | 80 | 98 | 13 | 191 | 554 | |
| S.C. TENERIFE | 971 | 127 | 0 | 0 | 0 | 127 | 1.098 | 142 | 0 | 0 | 0 | 142 | 159 | 10 | 311 | 787 | |
| CANTABRIA | 84 | 117 | 0 | 0 | 0 | 117 | 201 | 78 | 0 | 0 | 0 | 78 | 19 | 5 | 102 | 99 | |
| CASTILLA Y LEÓN | 203 | 351 | 0 | 0 | 0 | 351 | 554 | 201 | 0 | 0 | 0 | 201 | 93 | 26 | 320 | 234 | |
| ÁVILA | 7 | 45 | 0 | 0 | 0 | 45 | 52 | 25 | 0 | 0 | 0 | 25 | 7 | 1 | 33 | 19 | |
| BURGOS | 35 | 75 | 0 | 0 | 0 | 75 | 110 | 33 | 0 | 0 | 0 | 33 | 27 | 6 | 66 | 44 | |
| LEÓN | 88 | 37 | 0 | 0 | 0 | 37 | 125 | 15 | 0 | 0 | 0 | 15 | 6 | 10 | 31 | 94 | |
| PALENCIA | 4 | 28 | 0 | 0 | 0 | 28 | 32 | 19 | 0 | 0 | 0 | 19 | 4 | 0 | 23 | 9 | |
| SALAMANCA | 32 | 60 | 0 | 0 | 0 | 60 | 92 | 34 | 0 | 0 | 0 | 34 | 24 | 3 | 61 | 31 | |
| SEGOVIA | 12 | 13 | 0 | 0 | 0 | 13 | 25 | 15 | 0 | 0 | 0 | 15 | 5 | 0 | 20 | 5 | |
| SORIA | 2 | 8 | 0 | 0 | 0 | 8 | 10 | 3 | 0 | 0 | 0 | 3 | 2 | 1 | 6 | 4 | |
| VALLADOLID | 20 | 49 | 0 | 0 | 0 | 49 | 69 | 33 | 0 | 0 | 0 | 33 | 10 | 3 | 46 | 23 | |
| ZAMORA | 3 | 36 | 0 | 0 | 0 | 36 | 39 | 24 | 0 | 0 | 0 | 24 | 8 | 2 | 34 | 5 | |
| CASTILLA-LA MANCHA | 150 | 374 | 0 | 0 | 0 | 374 | 524 | 205 | 0 | 0 | 1 | 206 | 61 | 32 | 299 | 225 | |
| ALBACETE | 26 | 89 | 0 | 0 | 0 | 89 | 115 | 51 | 0 | 0 | 0 | 51 | 16 | 4 | 71 | 44 | |
| CIUDAD REAL | 30 | 89 | 0 | 0 | 0 | 89 | 119 | 53 | 0 | 0 | 1 | 54 | 15 | 8 | 77 | 42 | |
| CUENCA | 39 | 42 | 0 | 0 | 0 | 42 | 81 | 38 | 0 | 0 | 0 | 38 | 11 | 5 | 54 | 27 | |
| GUADALAJARA | 12 | 49 | 0 | 0 | 0 | 49 | 61 | 33 | 0 | 0 | 0 | 33 | 8 | 3 | 44 | 17 | |
| TOLEDO | 43 | 105 | 0 | 0 | 0 | 105 | 148 | 30 | 0 | 0 | 0 | 30 | 11 | 12 | 53 | 95 | |

(Continúa al dorso)

| CC.AA. Y/O PROVINCIAS | PTES. AÑO ANTERIOR | SOLICITUDES PRESENTADAS | | | | | A RESOLV. AÑO | SOLICITUDES RESUELTAS | | | | | | | | | PTES. FINAL |
|-----------------------------|--------------------------|----------------------------|-------------|----------|-----------|--------------|---------------------|-----------------------|-------------|----------|------------|--------------|------------|------------|--------------|--------------|----------------|
| | | | | | | | | APROBADAS | | | | NO APROBADAS | | TOTAL | | | |
| | | NUEVAS | SGIM Y SATP | PAS | INSS | TOTAL | | NUEVAS | SGIM Y SATP | PAS | INSS | TOTAL | DNG | | CAD-DES | | |
| CATALUNYA | 1.760 | 1.056 | 1 | 1 | 64 | 1.122 | 2.882 | 504 | 0 | 0 | 113 | 617 | 437 | 117 | 1.171 | 1.711 | |
| BARCELONA | 1.221 | 767 | 1 | 0 | 39 | 807 | 2.028 | 332 | 0 | 0 | 75 | 407 | 304 | 79 | 790 | 1.238 | |
| GIRONA | 197 | 117 | 0 | 0 | 13 | 130 | 327 | 67 | 0 | 0 | 18 | 85 | 54 | 16 | 155 | 172 | |
| LLEIDA | 76 | 45 | 0 | 0 | 2 | 47 | 123 | 18 | 0 | 0 | 6 | 24 | 16 | 3 | 43 | 80 | |
| TARRAGONA | 266 | 127 | 0 | 1 | 10 | 138 | 404 | 87 | 0 | 0 | 14 | 101 | 63 | 19 | 183 | 221 | |
| COMUNIDAD VALENCIANA | 613 | 487 | 0 | 0 | 0 | 487 | 1.100 | 300 | 0 | 0 | 0 | 300 | 113 | 50 | 463 | 637 | |
| ALICANTE | 260 | 154 | 0 | 0 | 0 | 154 | 414 | 100 | 0 | 0 | 0 | 100 | 28 | 3 | 131 | 283 | |
| CASTELLÓN | 55 | 102 | 0 | 0 | 0 | 102 | 157 | 59 | 0 | 0 | 0 | 59 | 17 | 1 | 77 | 80 | |
| VALENCIA | 298 | 231 | 0 | 0 | 0 | 231 | 529 | 141 | 0 | 0 | 0 | 141 | 68 | 46 | 255 | 274 | |
| EXTREMADURA | 182 | 153 | 0 | 0 | 0 | 153 | 335 | 117 | 0 | 0 | 0 | 117 | 23 | 7 | 147 | 188 | |
| BADAJOS | 151 | 78 | 0 | 0 | 0 | 78 | 229 | 67 | 0 | 0 | 0 | 67 | 18 | 3 | 88 | 141 | |
| CÁCERES | 31 | 75 | 0 | 0 | 0 | 75 | 106 | 50 | 0 | 0 | 0 | 50 | 5 | 4 | 59 | 47 | |
| GALICIA | 422 | 548 | 0 | 0 | 0 | 548 | 970 | 289 | 0 | 0 | 0 | 289 | 216 | 39 | 544 | 426 | |
| A CORUÑA | 113 | 212 | 0 | 0 | 0 | 212 | 325 | 91 | 0 | 0 | 0 | 91 | 73 | 21 | 185 | 140 | |
| LUGO | 63 | 36 | 0 | 0 | 0 | 36 | 99 | 8 | 0 | 0 | 0 | 8 | 17 | 8 | 33 | 66 | |
| OURENSE | 39 | 100 | 0 | 0 | 0 | 100 | 139 | 66 | 0 | 0 | 0 | 66 | 36 | 4 | 106 | 33 | |
| PONTEVEDRA | 207 | 200 | 0 | 0 | 0 | 200 | 407 | 124 | 0 | 0 | 0 | 124 | 90 | 6 | 220 | 187 | |
| MADRID | 604 | 698 | 0 | 0 | 0 | 698 | 1.302 | 309 | 0 | 0 | 0 | 309 | 192 | 168 | 669 | 633 | |
| MURCIA | 338 | 316 | 0 | 0 | 0 | 316 | 654 | 185 | 0 | 0 | 4 | 189 | 107 | 33 | 329 | 325 | |
| NAVARRA | 12 | 50 | 0 | 0 | 0 | 50 | 62 | 9 | 0 | 0 | 0 | 9 | 9 | 12 | 30 | 32 | |
| PAÍS VASCO | 50 | 210 | 0 | 1 | 0 | 211 | 261 | 148 | 0 | 1 | 0 | 149 | 41 | 6 | 196 | 65 | |
| ARABA/ÁLAVA | 0 | 25 | 0 | 0 | 0 | 25 | 25 | 23 | 0 | 0 | 0 | 23 | 2 | 0 | 25 | 0 | |
| GIPUZKOA | 23 | 71 | 0 | 0 | 0 | 71 | 94 | 57 | 0 | 0 | 0 | 57 | 17 | 3 | 77 | 17 | |
| BIZKAIA | 27 | 114 | 0 | 1 | 0 | 115 | 142 | 68 | 0 | 1 | 0 | 69 | 22 | 3 | 94 | 48 | |
| LA RIOJA | 15 | 31 | 0 | 0 | 0 | 31 | 46 | 27 | 0 | 0 | 0 | 27 | 5 | 1 | 33 | 13 | |
| CEUTA | 13 | 29 | 0 | 0 | 0 | 29 | 42 | 26 | 0 | 0 | 0 | 26 | 5 | 3 | 34 | 8 | |
| MELILLA | 50 | 47 | 0 | 0 | 0 | 47 | 97 | 9 | 0 | 0 | 0 | 9 | 6 | 2 | 17 | 80 | |

| | | | | | | | | | | | | | | | | |
|-------------------------|--------------|--------------|----------|----------|-----------|--------------|---------------|--------------|----------|----------|------------|--------------|--------------|------------|--------------|--------------|
| TOTAL ESTADO (*) | 8.560 | 6.769 | 1 | 6 | 64 | 6.840 | 15.400 | 3.262 | 4 | 5 | 118 | 3.389 | 2.366 | 680 | 6.435 | 8.965 |
|-------------------------|--------------|--------------|----------|----------|-----------|--------------|---------------|--------------|----------|----------|------------|--------------|--------------|------------|--------------|--------------|

(*) A partir del mes de marzo se ha modificado en número de pendientes año anterior, al incorporarse la regularización de los datos inicialmente facilitados por Canarias desde 1991 hasta 2022

PENSIÓN NO CONTRIBUTIVA DE INVALIDEZ

CAUSAS DE DENEGACIÓN ACUMULADAS CORRESPONDIENTES AL AÑO 2024 HASTA ABRIL

| CC.AA. Y/O PROVINCIAS | EDAD | RESIDENCIA | RECURSOS ECONÓMICOS | | GRADO DISCAPACIDAD | PRESTACIÓN | SOLICITAR SIN PASAR DOS AÑOS | SIN DESGLASAR | TOTAL CAUSAS DE DENEGACIÓN |
|-----------------------------|-----------|------------|------------------------|-----------|-----------------------|--------------|------------------------------------|------------------|----------------------------------|
| | | LEGAL | PERSONALES | U.E.C. | ENF. CRÓNICA | INCOMPATIBLE | | | |
| | | | | | | | | | |
| ANDALUCÍA | 52 | 69 | 92 | 94 | 374 | 29 | 2 | 0 | 712 |
| ALMERÍA | 6 | 4 | 5 | 3 | 2 | 5 | 1 | 0 | 26 |
| CÁDIZ | 9 | 6 | 12 | 18 | 29 | 2 | 0 | 0 | 76 |
| CÓRDOBA | 0 | 5 | 6 | 4 | 28 | 1 | 0 | 0 | 44 |
| GRANADA | 6 | 12 | 8 | 7 | 54 | 4 | 0 | 0 | 91 |
| HUELVA | 6 | 2 | 14 | 10 | 15 | 0 | 0 | 0 | 47 |
| JAÉN | 0 | 2 | 1 | 1 | 11 | 0 | 0 | 0 | 15 |
| MÁLAGA | 21 | 29 | 25 | 23 | 100 | 16 | 1 | 0 | 215 |
| SEVILLA | 4 | 9 | 21 | 28 | 135 | 1 | 0 | 0 | 198 |
| ARAGÓN | 1 | 0 | 7 | 7 | 3 | 1 | 0 | 0 | 19 |
| HUESCA | 1 | 0 | 1 | 2 | 1 | 1 | 0 | 0 | 6 |
| TERUEL | 0 | 0 | 0 | 2 | 0 | 0 | 0 | 0 | 2 |
| ZARAGOZA | 0 | 0 | 6 | 3 | 2 | 0 | 0 | 0 | 11 |
| ASTURIAS | 0 | 0 | 9 | 9 | 7 | 3 | 0 | 0 | 28 |
| ILLES BALEARS | 2 | 7 | 3 | 4 | 4 | 3 | 0 | 0 | 23 |
| CANARIAS | 8 | 8 | 70 | 28 | 133 | 10 | 0 | 0 | 257 |
| LAS PALMAS | 2 | 3 | 34 | 15 | 40 | 4 | 0 | 0 | 98 |
| S.C. TENERIFE | 6 | 5 | 36 | 13 | 93 | 6 | 0 | 0 | 159 |
| CANTABRIA | 4 | 0 | 6 | 4 | 4 | 1 | 0 | 0 | 19 |
| CASTILLA Y LEÓN | 5 | 4 | 24 | 25 | 31 | 4 | 0 | 0 | 93 |
| ÁVILA | 0 | 0 | 1 | 6 | 0 | 0 | 0 | 0 | 7 |
| BURGOS | 0 | 1 | 3 | 5 | 17 | 1 | 0 | 0 | 27 |
| LEÓN | 0 | 1 | 2 | 1 | 1 | 1 | 0 | 0 | 6 |
| PALENCIA | 0 | 0 | 1 | 0 | 2 | 1 | 0 | 0 | 4 |
| SALAMANCA | 5 | 1 | 9 | 6 | 3 | 0 | 0 | 0 | 24 |
| SEGOVIA | 0 | 0 | 2 | 1 | 2 | 0 | 0 | 0 | 5 |
| SORIA | 0 | 0 | 0 | 2 | 0 | 0 | 0 | 0 | 2 |
| VALLADOLID | 0 | 1 | 4 | 4 | 0 | 1 | 0 | 0 | 10 |
| ZAMORA | 0 | 0 | 2 | 0 | 6 | 0 | 0 | 0 | 8 |
| CASTILLA-LA MANCHA | 0 | 10 | 16 | 17 | 14 | 4 | 0 | 0 | 61 |
| ALBACETE | 0 | 2 | 6 | 4 | 4 | 0 | 0 | 0 | 16 |
| CIUDAD REAL | 0 | 2 | 3 | 5 | 4 | 1 | 0 | 0 | 15 |
| CUENCA | 0 | 0 | 3 | 5 | 2 | 1 | 0 | 0 | 11 |
| GUADALAJARA | 0 | 2 | 3 | 2 | 1 | 0 | 0 | 0 | 8 |
| TOLEDO | 0 | 4 | 1 | 1 | 3 | 2 | 0 | 0 | 11 |

(Continúa al dorso)

| CC.AA. Y/O PROVINCIAS | EDAD | RESIDENCIA | RECURSOS | | GRADO | PRESTACIÓN | SOLICITAR | SIN | TOTAL CAUSAS DE DENEGACIÓN |
|-----------------------------|------------|------------|------------|------------|------------------------------|--------------|-----------------------|----------|----------------------------------|
| | | LEGAL | ECONÓMICOS | | DISCAPACIDAD ENF. CRÓNICA | INCOMPATIBLE | SIN PASAR DOS AÑOS | DESGLSAR | |
| | | | PERSONALES | U.E.C. | | | | | |
| CATALUNYA | 0 | 42 | 102 | 82 | 60 | 151 | 0 | 0 | 437 |
| BARCELONA | 0 | 27 | 74 | 56 | 52 | 95 | 0 | 0 | 304 |
| GIRONA | 0 | 7 | 15 | 10 | 3 | 19 | 0 | 0 | 54 |
| LLEIDA | 0 | 2 | 2 | 2 | 3 | 7 | 0 | 0 | 16 |
| TARRAGONA | 0 | 6 | 11 | 14 | 2 | 30 | 0 | 0 | 63 |
| COMUNIDAD VALENCIANA | 2 | 8 | 29 | 31 | 24 | 19 | 0 | 0 | 113 |
| ALICANTE | 0 | 1 | 5 | 5 | 4 | 13 | 0 | 0 | 28 |
| CASTELLÓN | 2 | 1 | 5 | 4 | 3 | 2 | 0 | 0 | 17 |
| VALENCIA | 0 | 6 | 19 | 22 | 17 | 4 | 0 | 0 | 68 |
| EXTREMADURA | 4 | 2 | 4 | 5 | 5 | 3 | 0 | 0 | 23 |
| BADAJOS | 4 | 2 | 2 | 4 | 3 | 3 | 0 | 0 | 18 |
| CÁCERES | 0 | 0 | 2 | 1 | 2 | 0 | 0 | 0 | 5 |
| GALICIA | 7 | 6 | 6 | 35 | 157 | 5 | 0 | 0 | 216 |
| A CORUÑA | 0 | 4 | 2 | 14 | 53 | 0 | 0 | 0 | 73 |
| LUGO | 1 | 1 | 2 | 2 | 10 | 1 | 0 | 0 | 17 |
| OURENSE | 6 | 1 | 1 | 5 | 21 | 2 | 0 | 0 | 36 |
| PONTEVEDRA | 0 | 0 | 1 | 14 | 73 | 2 | 0 | 0 | 90 |
| MADRID | 29 | 11 | 72 | 63 | 17 | 0 | 0 | 0 | 192 |
| MURCIA | 10 | 11 | 16 | 12 | 54 | 4 | 0 | 0 | 107 |
| NAVARRA | 1 | 2 | 3 | 2 | 1 | 0 | 0 | 0 | 9 |
| PAÍS VASCO | 0 | 6 | 11 | 10 | 7 | 7 | 0 | 0 | 41 |
| ARABA/ÁLAVA | 0 | 0 | 2 | 0 | 0 | 0 | 0 | 0 | 2 |
| GIPUZKOA | 0 | 3 | 4 | 5 | 1 | 4 | 0 | 0 | 17 |
| BIZKAIA | 0 | 3 | 5 | 5 | 6 | 3 | 0 | 0 | 22 |
| LA RIOJA | 0 | 1 | 1 | 1 | 1 | 1 | 0 | 0 | 5 |
| CEUTA | 0 | 0 | 2 | 2 | 0 | 0 | 1 | 0 | 5 |
| MELILLA | 0 | 0 | 2 | 3 | 1 | 0 | 0 | 0 | 6 |
| TOTAL ESTADO | 125 | 187 | 475 | 434 | 897 | 245 | 3 | 0 | 2.366 |

4. PNC de la Seguridad Social. Datos de la gestión mensual y anual

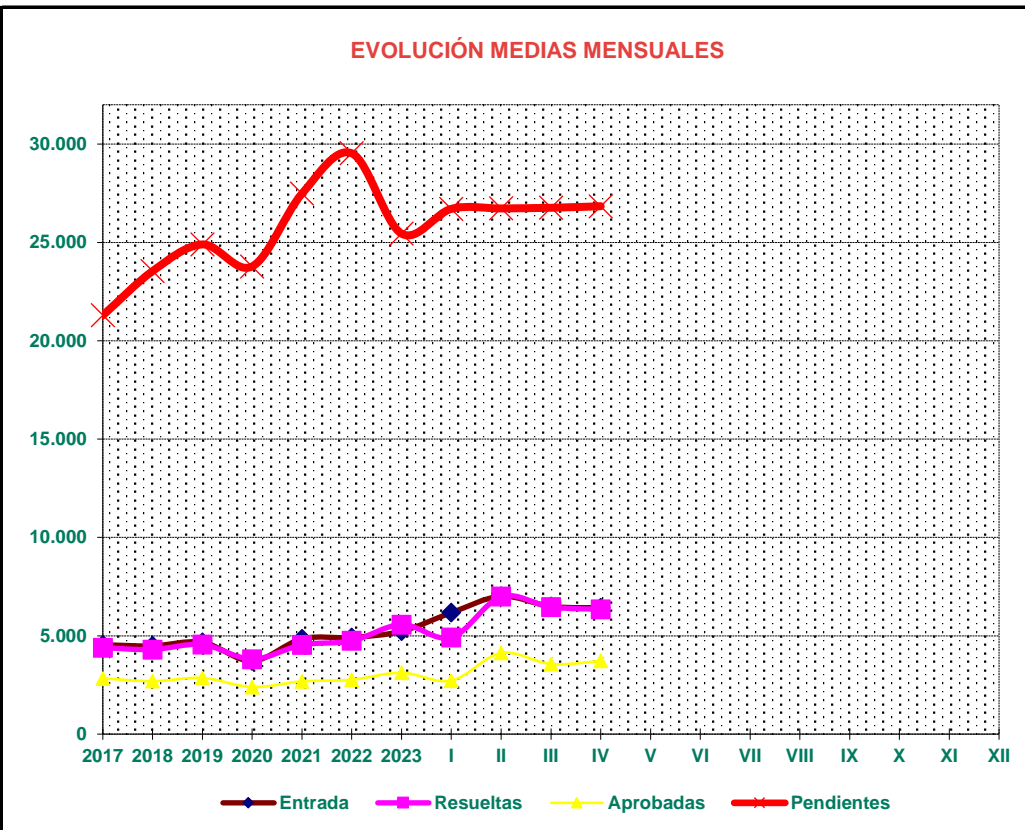
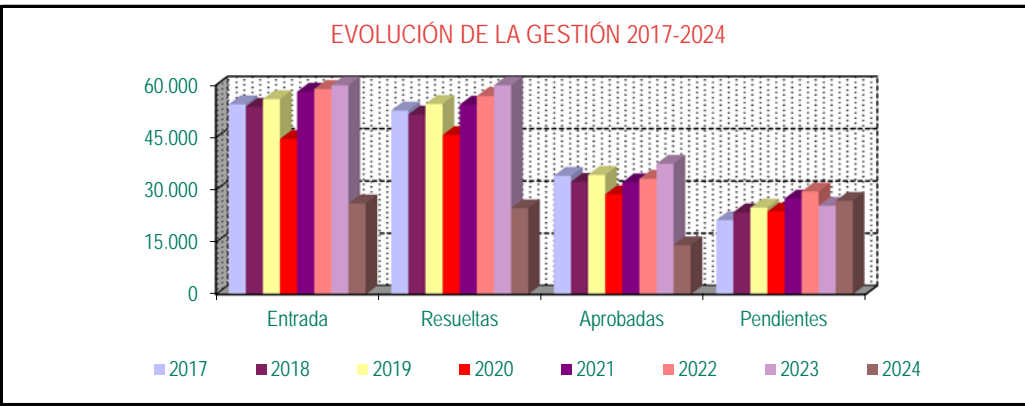


**R.D.L. 8/2015, DE 30 DE OCTUBRE; T. REF. LGSS
PNC DE LA SEGURIDAD SOCIAL**

TOTAL: JUBILACIÓN MÁS INVALIDEZ

| | Entrada | Resueltas | % R./E. | Aprobadas | No Aprob. | Pendientes | |
|----------------------|---------------|---------------|---------------|---------------|---------------|---------------|--------|
| G E S T I O N | 2017 | 54.524 | 52.747 | 96,74% | 34.007 | 18.740 | 21.292 |
| | 2018 | 53.845 | 51.596 | 95,82% | 32.296 | 19.300 | 23.541 |
| | 2019 | 56.009 | 54.652 | 97,58% | 34.273 | 20.379 | 24.898 |
| | 2020 | 44.606 | 45.725 | 102,51% | 28.723 | 17.002 | 23.779 |
| | 2021 | 58.137 | 54.436 | 93,63% | 32.162 | 22.274 | 27.480 |
| | 2022 | 58.936 | 56.884 | 96,52% | 33.196 | 23.688 | 29.532 |
| | 2023 | 62.750 | 66.836 | 106,51% | 37.484 | 29.352 | 25.446 |
| M E D I A S | 2017 | 4.544 | 4.396 | | 2.834 | 1.562 | 21.292 |
| | 2018 | 4.487 | 4.300 | | 2.691 | 1.608 | 23.541 |
| | 2019 | 4.667 | 4.554 | | 2.856 | 1.698 | 24.898 |
| | 2020 | 3.717 | 3.810 | | 2.394 | 1.417 | 23.779 |
| | 2021 | 4.845 | 4.536 | | 2.680 | 1.856 | 27.480 |
| | 2022 | 4.911 | 4.740 | | 2.766 | 1.974 | 29.532 |
| | 2023 | 5.229 | 5.570 | | 3.124 | 2.446 | 25.446 |
| 2024 | | | | | | | |
| I | 6.172 | 4.911 | 79,57% | 2.716 | 2.195 | 26.707 | |
| II | 7.008 | 6.987 | 99,70% | 4.128 | 2.859 | 26.728 | |
| III | 6.493 | 6.460 | 99,49% | 3.562 | 2.898 | 26.761 | |
| IV | 6.427 | 6.348 | 98,77% | 3.721 | 2.627 | 26.840 | |
| V | | | | | | | |
| VI | | | | | | | |
| VII | | | | | | | |
| VIII | | | | | | | |
| IX | | | | | | | |
| X | | | | | | | |
| XI | | | | | | | |
| XII | | | | | | | |
| | 26.100 | 24.706 | 94,66% | 14.127 | 10.579 | 26.840 | |

* Pendientes reales



PENSIONES NO CONTRIBUTIVAS DE JUBILACIÓN E INVALIDEZ

DATOS CONJUNTOS DE GESTIÓN CORRESPONDIENTES AL MES DE ABRIL DE 2024

| CC.AA. Y/O PROVINCIAS | PTES. MES ANTERIOR | SOLICITUDES PRESENTADAS | | | | | A RESOLV. MES | SOLICITUDES RESUELTAS | | | | | | | | | PTES. FIN MES |
|-----------------------------|--------------------------|----------------------------|-------------|----------|----------|--------------|---------------------|-----------------------|-------------|----------|----------|------------|--------------|-----------|--------------|--------------|---------------------|
| | | NUEVAS | SGIM Y SATP | PAS | INSS | TOTAL | | APROBADAS | | | | | NO APROBADAS | | TOTAL | | |
| | | | | | | | | NUEVAS | SGIM Y SATP | PAS | INSS | TOTAL | DNG | CAD-DES | | | |
| ANDALUCÍA | 8.085 | 1.697 | 0 | 1 | 0 | 1.698 | 9.783 | 588 | 1 | 3 | 0 | 592 | 574 | 99 | 1.265 | 8.518 | |
| ALMERÍA | 328 | 117 | 0 | 0 | 0 | 117 | 445 | 42 | 0 | 0 | 0 | 42 | 46 | 7 | 95 | 350 | |
| CÁDIZ | 2.332 | 168 | 0 | 0 | 0 | 168 | 2.500 | 90 | 1 | 0 | 0 | 91 | 53 | 13 | 157 | 2.343 | |
| CÓRDOBA | 414 | 96 | 0 | 1 | 0 | 97 | 511 | 60 | 0 | 0 | 0 | 60 | 60 | 9 | 129 | 382 | |
| GRANADA | 602 | 66 | 0 | 0 | 0 | 66 | 668 | 96 | 0 | 0 | 0 | 96 | 55 | 5 | 156 | 512 | |
| HUELVA | 325 | 71 | 0 | 0 | 0 | 71 | 396 | 48 | 0 | 1 | 0 | 49 | 29 | 14 | 92 | 304 | |
| JAÉN | 333 | 134 | 0 | 0 | 0 | 134 | 467 | 26 | 0 | 1 | 0 | 27 | 23 | 3 | 53 | 414 | |
| MÁLAGA | 1.938 | 553 | 0 | 0 | 0 | 553 | 2.491 | 120 | 0 | 0 | 0 | 120 | 174 | 40 | 334 | 2.157 | |
| SEVILLA | 1.813 | 492 | 0 | 0 | 0 | 492 | 2.305 | 106 | 0 | 1 | 0 | 107 | 134 | 8 | 249 | 2.056 | |
| ARAGÓN | 139 | 69 | 0 | 0 | 0 | 69 | 208 | 31 | 0 | 0 | 0 | 31 | 25 | 6 | 62 | 146 | |
| HUESCA | 16 | 12 | 0 | 0 | 0 | 12 | 28 | 8 | 0 | 0 | 0 | 8 | 6 | 0 | 14 | 14 | |
| TERUEL | 8 | 7 | 0 | 0 | 0 | 7 | 15 | 5 | 0 | 0 | 0 | 5 | 3 | 1 | 9 | 6 | |
| ZARAGOZA | 115 | 50 | 0 | 0 | 0 | 50 | 165 | 18 | 0 | 0 | 0 | 18 | 16 | 5 | 39 | 126 | |
| ASTURIAS | 758 | 149 | 0 | 0 | 0 | 149 | 907 | 89 | 0 | 0 | 0 | 89 | 35 | 5 | 129 | 778 | |
| ILLES BALEARS | 163 | 115 | 0 | 0 | 0 | 115 | 278 | 66 | 0 | 0 | 0 | 66 | 33 | 27 | 126 | 152 | |
| CANARIAS (*) | 3.838 | 258 | 0 | 0 | 0 | 258 | 4.096 | 177 | 0 | 2 | 0 | 179 | 120 | 23 | 322 | 3.774 | |
| LAS PALMAS | 1.421 | 189 | 0 | 0 | 0 | 189 | 1.610 | 91 | 0 | 2 | 0 | 93 | 83 | 18 | 194 | 1.416 | |
| S.C. TENERIFE | 2.417 | 69 | 0 | 0 | 0 | 69 | 2.486 | 86 | 0 | 0 | 0 | 86 | 37 | 5 | 128 | 2.358 | |
| CANTABRIA | 156 | 93 | 0 | 0 | 0 | 93 | 249 | 64 | 2 | 0 | 1 | 67 | 22 | 0 | 89 | 160 | |
| CASTILLA Y LEÓN | 545 | 300 | 0 | 0 | 0 | 300 | 845 | 206 | 0 | 0 | 0 | 206 | 74 | 28 | 308 | 537 | |
| ÁVILA | 32 | 34 | 0 | 0 | 0 | 34 | 66 | 27 | 0 | 0 | 0 | 27 | 9 | 1 | 37 | 29 | |
| BURGOS | 112 | 38 | 0 | 0 | 0 | 38 | 150 | 29 | 0 | 0 | 0 | 29 | 17 | 0 | 46 | 104 | |
| LEÓN | 203 | 47 | 0 | 0 | 0 | 47 | 250 | 27 | 0 | 0 | 0 | 27 | 8 | 14 | 49 | 201 | |
| PALENCIA | 12 | 31 | 0 | 0 | 0 | 31 | 43 | 14 | 0 | 0 | 0 | 14 | 3 | 1 | 18 | 25 | |
| SALAMANCA | 76 | 51 | 0 | 0 | 0 | 51 | 127 | 45 | 0 | 0 | 0 | 45 | 18 | 1 | 64 | 63 | |
| SEGOVIA | 38 | 18 | 0 | 0 | 0 | 18 | 56 | 16 | 0 | 0 | 0 | 16 | 7 | 2 | 25 | 31 | |
| SORIA | 5 | 11 | 0 | 0 | 0 | 11 | 16 | 5 | 0 | 0 | 0 | 5 | 0 | 0 | 5 | 11 | |
| VALLADOLID | 64 | 41 | 0 | 0 | 0 | 41 | 105 | 24 | 0 | 0 | 0 | 24 | 8 | 7 | 39 | 66 | |
| ZAMORA | 3 | 29 | 0 | 0 | 0 | 29 | 32 | 19 | 0 | 0 | 0 | 19 | 4 | 2 | 25 | 7 | |
| CASTILLA-LA MANCHA | 546 | 390 | 0 | 0 | 0 | 390 | 936 | 169 | 0 | 0 | 0 | 169 | 61 | 43 | 273 | 663 | |
| ALBACETE | 95 | 64 | 0 | 0 | 0 | 64 | 159 | 34 | 0 | 0 | 0 | 34 | 12 | 9 | 55 | 104 | |
| CIUDAD REAL | 80 | 105 | 0 | 0 | 0 | 105 | 185 | 63 | 0 | 0 | 0 | 63 | 13 | 4 | 80 | 105 | |
| CUENCA | 48 | 35 | 0 | 0 | 0 | 35 | 83 | 18 | 0 | 0 | 0 | 18 | 9 | 7 | 34 | 49 | |
| GUADALAJARA | 67 | 43 | 0 | 0 | 0 | 43 | 110 | 16 | 0 | 0 | 0 | 16 | 12 | 9 | 37 | 73 | |
| TOLEDO | 256 | 143 | 0 | 0 | 0 | 143 | 399 | 38 | 0 | 0 | 0 | 38 | 15 | 14 | 67 | 332 | |

(Continúa al dorso)

| CC.AA. Y/O PROVINCIAS | PTES. MES ANTERIOR | SOLICITUDES PRESENTADAS | | | | | A RESOLV. MES | SOLICITUDES RESUELTAS | | | | | | | | | PTES. FIN MES |
|-----------------------------|--------------------------|----------------------------|-------------|----------|----------|------------|---------------------|-----------------------|-------------|----------|-----------|------------|--------------|------------|--------------|--------------|---------------------|
| | | NUEVAS | SGIM Y SATP | PAS | INSS | TOTAL | | APROBADAS | | | | | NO APROBADAS | | TOTAL | | |
| | | | | | | | | NUEVAS | SGIM Y SATP | PAS | INSS | TOTAL | DNG | CAD-DES | | | |
| CATALUNYA | 4.342 | 980 | 1 | 0 | 9 | 990 | 5.332 | 833 | 0 | 0 | 33 | 866 | 394 | 52 | 1.312 | 4.020 | |
| BARCELONA | 3.049 | 716 | 1 | 0 | 6 | 723 | 3.772 | 588 | 0 | 0 | 24 | 612 | 286 | 36 | 934 | 2.838 | |
| GIRONA | 468 | 99 | 0 | 0 | 3 | 102 | 570 | 96 | 0 | 0 | 1 | 97 | 37 | 4 | 138 | 432 | |
| LLEIDA | 223 | 50 | 0 | 0 | 0 | 50 | 273 | 43 | 0 | 0 | 2 | 45 | 28 | 2 | 75 | 198 | |
| TARRAGONA | 602 | 115 | 0 | 0 | 0 | 115 | 717 | 106 | 0 | 0 | 6 | 112 | 43 | 10 | 165 | 552 | |
| COMUNIDAD VALENCIA | 3.014 | 580 | 0 | 0 | 0 | 580 | 3.594 | 362 | 0 | 0 | 0 | 362 | 105 | 94 | 561 | 3.033 | |
| ALICANTE | 1.307 | 294 | 0 | 0 | 0 | 294 | 1.601 | 138 | 0 | 0 | 0 | 138 | 1 | 21 | 160 | 1.441 | |
| CASTELLÓN | 198 | 77 | 0 | 0 | 0 | 77 | 275 | 47 | 0 | 0 | 0 | 47 | 16 | 8 | 71 | 204 | |
| VALENCIA | 1.509 | 209 | 0 | 0 | 0 | 209 | 1.718 | 177 | 0 | 0 | 0 | 177 | 88 | 65 | 330 | 1.388 | |
| EXTREMADURA | 343 | 185 | 0 | 0 | 0 | 185 | 528 | 108 | 0 | 0 | 0 | 108 | 38 | 4 | 150 | 378 | |
| BADAJOZ | 245 | 114 | 0 | 0 | 0 | 114 | 359 | 66 | 0 | 0 | 0 | 66 | 14 | 2 | 82 | 277 | |
| CÁCERES | 98 | 71 | 0 | 0 | 0 | 71 | 169 | 42 | 0 | 0 | 0 | 42 | 24 | 2 | 68 | 101 | |
| GALICIA | 996 | 485 | 0 | 0 | 0 | 485 | 1.481 | 296 | 0 | 0 | 0 | 296 | 138 | 29 | 463 | 1.018 | |
| A CORUÑA | 350 | 196 | 0 | 0 | 0 | 196 | 546 | 107 | 0 | 0 | 0 | 107 | 63 | 15 | 185 | 361 | |
| LUGO | 190 | 53 | 0 | 0 | 0 | 53 | 243 | 32 | 0 | 0 | 0 | 32 | 17 | 6 | 55 | 188 | |
| OURENSE | 62 | 80 | 0 | 0 | 0 | 80 | 142 | 50 | 0 | 0 | 0 | 50 | 14 | 5 | 69 | 73 | |
| PONTEVEDRA | 394 | 156 | 0 | 0 | 0 | 156 | 550 | 107 | 0 | 0 | 0 | 107 | 44 | 3 | 154 | 396 | |
| MADRID | 2.817 | 615 | 0 | 0 | 0 | 615 | 3.432 | 363 | 0 | 0 | 0 | 363 | 228 | 223 | 814 | 2.618 | |
| MURCIA | 552 | 203 | 0 | 0 | 0 | 203 | 755 | 157 | 0 | 0 | 3 | 160 | 52 | 28 | 240 | 515 | |
| NAVARRA | 97 | 54 | 0 | 0 | 0 | 54 | 151 | 6 | 0 | 0 | 0 | 6 | 5 | 2 | 13 | 138 | |
| PAÍS VASCO | 200 | 163 | 0 | 0 | 0 | 163 | 363 | 105 | 0 | 0 | 0 | 105 | 35 | 3 | 143 | 220 | |
| ARABA/ÁLAVA | 0 | 21 | 0 | 0 | 0 | 21 | 21 | 20 | 0 | 0 | 0 | 20 | 1 | 0 | 21 | 0 | |
| GIPUZKOA | 50 | 30 | 0 | 0 | 0 | 30 | 80 | 28 | 0 | 0 | 0 | 28 | 7 | 2 | 37 | 43 | |
| BIZKAIA | 150 | 112 | 0 | 0 | 0 | 112 | 262 | 57 | 0 | 0 | 0 | 57 | 27 | 1 | 85 | 177 | |
| LA RIOJA | 43 | 30 | 0 | 0 | 0 | 30 | 73 | 19 | 0 | 0 | 0 | 19 | 9 | 2 | 30 | 43 | |
| CEUTA | 40 | 19 | 0 | 0 | 0 | 19 | 59 | 19 | 0 | 0 | 0 | 19 | 2 | 4 | 25 | 34 | |
| MELILLA | 87 | 31 | 0 | 0 | 0 | 31 | 118 | 18 | 0 | 0 | 0 | 18 | 5 | 0 | 23 | 95 | |

| | | | | | | | | | | | | | | | | |
|---------------------|---------------|--------------|----------|----------|----------|--------------|---------------|--------------|----------|----------|-----------|--------------|--------------|------------|--------------|---------------|
| TOTAL ESTADO | 26.761 | 6.416 | 1 | 1 | 9 | 6.427 | 33.188 | 3.676 | 3 | 5 | 37 | 3.721 | 1.955 | 672 | 6.348 | 26.840 |
|---------------------|---------------|--------------|----------|----------|----------|--------------|---------------|--------------|----------|----------|-----------|--------------|--------------|------------|--------------|---------------|

PENSIONES NO CONTRIBUTIVAS DE JUBILACIÓN E INVALIDEZ

CAUSAS DE DENEGACIÓN CONJUNTAS CORRESPONDIENTES AL MES DE ABRIL DE 2024

| CC.AA. Y/O PROVINCIAS | EDAD | RESIDENCIA LEGAL | RECURSOS ECONÓMICOS | | GRADO DISCAPACIDAD ENF. CRÓNICA | PRESTACIÓN INCOMPATIBLE | SOLICITAR SIN PASAR DOS AÑOS | SIN DESGLASAR | TOTAL CAUSAS DE DENEGACIÓN |
|-----------------------------|----------|---------------------|------------------------|-----------|---------------------------------------|----------------------------|------------------------------------|------------------|----------------------------------|
| | | | PERSONALES | U.E.C. | | | | | |
| | | | ANDALUCÍA | 44 | | | | | |
| ALMERÍA | 2 | 13 | 4 | 24 | 1 | 2 | 0 | 0 | 46 |
| CÁDIZ | 7 | 4 | 11 | 27 | 4 | 0 | 0 | 0 | 53 |
| CÓRDOBA | 0 | 7 | 7 | 21 | 25 | 0 | 0 | 0 | 60 |
| GRANADA | 7 | 3 | 10 | 8 | 8 | 19 | 0 | 0 | 55 |
| HUELVA | 2 | 3 | 3 | 10 | 11 | 0 | 0 | 0 | 29 |
| JAÉN | 4 | 5 | 3 | 11 | 0 | 0 | 0 | 0 | 23 |
| MÁLAGA | 18 | 37 | 29 | 51 | 24 | 14 | 1 | 0 | 174 |
| SEVILLA | 4 | 11 | 13 | 51 | 55 | 0 | 0 | 0 | 134 |
| ARAGÓN | 2 | 3 | 4 | 15 | 0 | 1 | 0 | 0 | 25 |
| HUESCA | 1 | 0 | 0 | 4 | 0 | 1 | 0 | 0 | 6 |
| TERUEL | 0 | 1 | 0 | 2 | 0 | 0 | 0 | 0 | 3 |
| ZARAGOZA | 1 | 2 | 4 | 9 | 0 | 0 | 0 | 0 | 16 |
| ASTURIAS | 4 | 4 | 13 | 11 | 2 | 1 | 0 | 0 | 35 |
| ILLES BALEARS | 2 | 10 | 8 | 12 | 0 | 1 | 0 | 0 | 33 |
| CANARIAS | 6 | 30 | 27 | 35 | 12 | 10 | 0 | 0 | 120 |
| LAS PALMAS | 6 | 22 | 15 | 26 | 4 | 10 | 0 | 0 | 83 |
| S.C. TENERIFE | 0 | 8 | 12 | 9 | 8 | 0 | 0 | 0 | 37 |
| CANTABRIA | 3 | 6 | 2 | 10 | 0 | 1 | 0 | 0 | 22 |
| CASTILLA Y LEÓN | 7 | 6 | 15 | 36 | 8 | 2 | 0 | 0 | 74 |
| ÁVILA | 2 | 0 | 1 | 6 | 0 | 0 | 0 | 0 | 9 |
| BURGOS | 3 | 0 | 3 | 7 | 4 | 0 | 0 | 0 | 17 |
| LEÓN | 0 | 0 | 2 | 5 | 1 | 0 | 0 | 0 | 8 |
| PALENCIA | 0 | 0 | 1 | 0 | 1 | 1 | 0 | 0 | 3 |
| SALAMANCA | 1 | 2 | 4 | 10 | 1 | 0 | 0 | 0 | 18 |
| SEGOVIA | 0 | 1 | 2 | 3 | 1 | 0 | 0 | 0 | 7 |
| SORIA | 0 | 0 | 0 | 0 | 0 | 0 | 0 | 0 | 0 |
| VALLADOLID | 1 | 1 | 2 | 3 | 0 | 1 | 0 | 0 | 8 |
| ZAMORA | 0 | 2 | 0 | 2 | 0 | 0 | 0 | 0 | 4 |
| CASTILLA-LA MANCHA | 2 | 13 | 10 | 31 | 5 | 0 | 0 | 0 | 61 |
| ALBACETE | 0 | 2 | 3 | 6 | 1 | 0 | 0 | 0 | 12 |
| CIUDAD REAL | 0 | 1 | 2 | 9 | 1 | 0 | 0 | 0 | 13 |
| CUENCA | 2 | 2 | 1 | 4 | 0 | 0 | 0 | 0 | 9 |
| GUADALAJARA | 0 | 3 | 1 | 8 | 0 | 0 | 0 | 0 | 12 |
| TOLEDO | 0 | 5 | 3 | 4 | 3 | 0 | 0 | 0 | 15 |

(Continúa al dorso)

| CC.AA. Y/O PROVINCIAS | EDAD | RESIDENCIA LEGAL | RECURSOS | | GRADO DISCAPACIDAD ENF. CRÓNICA | PRESTACIÓN INCOMPATIBLE | SOLICITAR SIN PASAR DOS AÑOS | SIN DESGLASAR | TOTAL CAUSAS DE DENE GACIÓN |
|-----------------------------|------------|---------------------|------------|------------|---------------------------------------|----------------------------|------------------------------------|------------------|-----------------------------------|
| | | | ECONÓMICOS | | | | | | |
| | | | PERSONALES | U.E.C. | | | | | |
| CATALUNYA | 7 | 84 | 116 | 138 | 9 | 40 | 0 | 0 | 394 |
| BARCELONA | 6 | 63 | 93 | 93 | 9 | 22 | 0 | 0 | 286 |
| GIRONA | 0 | 3 | 10 | 20 | 0 | 4 | 0 | 0 | 37 |
| LLEIDA | 1 | 9 | 4 | 12 | 0 | 2 | 0 | 0 | 28 |
| TARRAGONA | 0 | 9 | 9 | 13 | 0 | 12 | 0 | 0 | 43 |
| COMUNIDAD VALENCIANA | 5 | 12 | 19 | 66 | 2 | 1 | 0 | 0 | 105 |
| ALICANTE | 0 | 0 | 0 | 0 | 0 | 1 | 0 | 0 | 1 |
| CASTELLÓN | 3 | 3 | 2 | 7 | 1 | 0 | 0 | 0 | 16 |
| VALENCIA | 2 | 9 | 17 | 59 | 1 | 0 | 0 | 0 | 88 |
| EXTREMADURA | 2 | 2 | 11 | 22 | 0 | 1 | 0 | 0 | 38 |
| BADAJOS | 1 | 1 | 2 | 9 | 0 | 1 | 0 | 0 | 14 |
| CÁCERES | 1 | 1 | 9 | 13 | 0 | 0 | 0 | 0 | 24 |
| GALICIA | 10 | 10 | 16 | 61 | 40 | 1 | 0 | 0 | 138 |
| A CORUÑA | 1 | 5 | 9 | 36 | 12 | 0 | 0 | 0 | 63 |
| LUGO | 6 | 3 | 1 | 5 | 2 | 0 | 0 | 0 | 17 |
| OURENSE | 2 | 2 | 2 | 1 | 7 | 0 | 0 | 0 | 14 |
| PONTEVEDRA | 1 | 0 | 4 | 19 | 19 | 1 | 0 | 0 | 44 |
| MADRID | 17 | 32 | 60 | 114 | 5 | 0 | 0 | 0 | 228 |
| MURCIA | 2 | 5 | 10 | 21 | 13 | 1 | 0 | 0 | 52 |
| NAVARRA | 0 | 2 | 3 | 0 | 0 | 0 | 0 | 0 | 5 |
| PAÍS VASCO | 1 | 7 | 5 | 16 | 2 | 4 | 0 | 0 | 35 |
| ARABA/ÁLAVA | 0 | 0 | 1 | 0 | 0 | 0 | 0 | 0 | 1 |
| GIPUZKOA | 0 | 2 | 0 | 2 | 1 | 2 | 0 | 0 | 7 |
| BIZKAIA | 1 | 5 | 4 | 14 | 1 | 2 | 0 | 0 | 27 |
| LA RIOJA | 0 | 2 | 2 | 5 | 0 | 0 | 0 | 0 | 9 |
| CEUTA | 0 | 0 | 1 | 1 | 0 | 0 | 0 | 0 | 2 |
| MELILLA | 0 | 1 | 2 | 2 | 0 | 0 | 0 | 0 | 5 |
| TOTAL ESTADO | 114 | 312 | 404 | 799 | 226 | 99 | 1 | 0 | 1.955 |

PENSIONES NO CONTRIBUTIVAS DE JUBILACIÓN E INVALIDEZ

DATOS ACUMULADOS DE GESTIÓN CORRESPONDIENTES AL AÑO 2024 HASTA ABRIL

| CC.AA. Y/O PROVINCIAS | PTES. AÑO ANTERIOR | SOLICITUDES PRESENTADAS | | | | | A RESOLV. AÑO | SOLICITUDES RESUELTAS | | | | | | | | | PTES. FINAL |
|-----------------------------|--------------------------|----------------------------|-------------|-----------|----------|--------------|---------------------|-----------------------|-------------|----------|----------|--------------|--------------|------------|--------------|--------------|----------------|
| | | NUEVAS | SGIM Y SATP | PAS | INSS | TOTAL | | APROBADAS | | | | | NO APROBADAS | | TOTAL | | |
| | | | | | | | | NUEVAS | SGIM Y SATP | PAS | INSS | TOTAL | DNG | CAD-DES | | | |
| | | | | | | | | | | | | | | | | | |
| ANDALUCÍA | 6.242 | 6.780 | 0 | 15 | 0 | 6.795 | 13.037 | 2.002 | 4 | 9 | 0 | 2.015 | 2.013 | 491 | 4.519 | 8.518 | |
| ALMERÍA | 277 | 429 | 0 | 0 | 0 | 429 | 706 | 148 | 0 | 0 | 0 | 148 | 145 | 63 | 356 | 350 | |
| CÁDIZ | 2.365 | 636 | 0 | 2 | 0 | 638 | 3.003 | 319 | 3 | 1 | 0 | 323 | 269 | 68 | 660 | 2.343 | |
| CÓRDOBA | 377 | 353 | 0 | 3 | 0 | 356 | 733 | 175 | 0 | 2 | 0 | 177 | 146 | 28 | 351 | 382 | |
| GRANADA | 732 | 415 | 0 | 0 | 0 | 415 | 1.147 | 344 | 1 | 0 | 0 | 345 | 258 | 32 | 635 | 512 | |
| HUELVA | 308 | 327 | 0 | 4 | 0 | 331 | 639 | 184 | 0 | 1 | 0 | 185 | 118 | 32 | 335 | 304 | |
| JAÉN | 105 | 479 | 0 | 0 | 0 | 479 | 584 | 102 | 0 | 1 | 0 | 103 | 55 | 12 | 170 | 414 | |
| MÁLAGA | 1.470 | 1.773 | 0 | 1 | 0 | 1.774 | 3.244 | 433 | 0 | 0 | 0 | 433 | 513 | 141 | 1.087 | 2.157 | |
| SEVILLA | 608 | 2.368 | 0 | 5 | 0 | 2.373 | 2.981 | 297 | 0 | 4 | 0 | 301 | 509 | 115 | 925 | 2.056 | |
| ARAGÓN | 116 | 391 | 0 | 0 | 0 | 391 | 507 | 209 | 0 | 0 | 0 | 209 | 110 | 42 | 361 | 146 | |
| HUESCA | 13 | 72 | 0 | 0 | 0 | 72 | 85 | 48 | 0 | 0 | 0 | 48 | 21 | 2 | 71 | 14 | |
| TERUEL | 5 | 45 | 0 | 0 | 0 | 45 | 50 | 29 | 0 | 0 | 0 | 29 | 12 | 3 | 44 | 6 | |
| ZARAGOZA | 98 | 274 | 0 | 0 | 0 | 274 | 372 | 132 | 0 | 0 | 0 | 132 | 77 | 37 | 246 | 126 | |
| ASTURIAS | 705 | 507 | 0 | 0 | 0 | 507 | 1.212 | 300 | 0 | 0 | 0 | 300 | 125 | 9 | 434 | 778 | |
| ILLES BALEARS | 190 | 428 | 0 | 0 | 0 | 428 | 618 | 252 | 0 | 0 | 0 | 252 | 131 | 83 | 466 | 152 | |
| CANARIAS (*) | 3.910 | 1.150 | 0 | 0 | 0 | 1.150 | 5.060 | 619 | 0 | 3 | 0 | 622 | 543 | 121 | 1.286 | 3.774 | |
| LAS PALMAS | 1.362 | 794 | 0 | 0 | 0 | 794 | 2.156 | 357 | 0 | 3 | 0 | 360 | 301 | 79 | 740 | 1.416 | |
| S.C. TENERIFE | 2.548 | 356 | 0 | 0 | 0 | 356 | 2.904 | 262 | 0 | 0 | 0 | 262 | 242 | 42 | 546 | 2.358 | |
| CANTABRIA | 146 | 354 | 2 | 0 | 0 | 356 | 502 | 258 | 2 | 0 | 1 | 261 | 69 | 12 | 342 | 160 | |
| CASTILLA Y LEÓN | 495 | 1.297 | 1 | 0 | 0 | 1.298 | 1.793 | 846 | 2 | 0 | 0 | 848 | 328 | 80 | 1.256 | 537 | |
| ÁVILA | 25 | 127 | 0 | 0 | 0 | 127 | 152 | 92 | 0 | 0 | 0 | 92 | 29 | 2 | 123 | 29 | |
| BURGOS | 74 | 196 | 0 | 0 | 0 | 196 | 270 | 96 | 0 | 0 | 0 | 96 | 57 | 13 | 166 | 104 | |
| LEÓN | 193 | 177 | 0 | 0 | 0 | 177 | 370 | 102 | 0 | 0 | 0 | 102 | 41 | 26 | 169 | 201 | |
| PALENCIA | 19 | 101 | 0 | 0 | 0 | 101 | 120 | 77 | 0 | 0 | 0 | 77 | 17 | 1 | 95 | 25 | |
| SALAMANCA | 67 | 248 | 0 | 0 | 0 | 248 | 315 | 162 | 1 | 0 | 0 | 163 | 83 | 6 | 252 | 63 | |
| SEGOVIA | 34 | 90 | 0 | 0 | 0 | 90 | 124 | 61 | 0 | 0 | 0 | 61 | 25 | 7 | 93 | 31 | |
| SORIA | 9 | 33 | 0 | 0 | 0 | 33 | 42 | 24 | 0 | 0 | 0 | 24 | 3 | 4 | 31 | 11 | |
| VALLADOLID | 63 | 204 | 0 | 0 | 0 | 204 | 267 | 138 | 0 | 0 | 0 | 138 | 51 | 12 | 201 | 66 | |
| ZAMORA | 11 | 121 | 1 | 0 | 0 | 122 | 133 | 94 | 1 | 0 | 0 | 95 | 22 | 9 | 126 | 7 | |
| CASTILLA-LA MANCHA | 329 | 1.273 | 0 | 0 | 0 | 1.273 | 1.602 | 596 | 0 | 0 | 1 | 597 | 237 | 105 | 939 | 663 | |
| ALBACETE | 58 | 255 | 0 | 0 | 0 | 255 | 313 | 147 | 0 | 0 | 0 | 147 | 46 | 16 | 209 | 104 | |
| CIUDAD REAL | 62 | 323 | 0 | 0 | 0 | 323 | 385 | 194 | 0 | 0 | 1 | 195 | 69 | 16 | 280 | 105 | |
| CUENCA | 58 | 124 | 0 | 0 | 0 | 124 | 182 | 82 | 0 | 0 | 0 | 82 | 40 | 11 | 133 | 49 | |
| GUADALAJARA | 51 | 144 | 0 | 0 | 0 | 144 | 195 | 70 | 0 | 0 | 0 | 70 | 28 | 24 | 122 | 73 | |
| TOLEDO | 100 | 427 | 0 | 0 | 0 | 427 | 527 | 103 | 0 | 0 | 0 | 103 | 54 | 38 | 195 | 332 | |

(Continúa al dorso)

| CC.AA. Y/O PROVINCIAS | PTES. AÑO ANTERIOR | SOLICITUDES PRESENTADAS | | | | | A RESOLV. AÑO | SOLICITUDES RESUELTAS | | | | | | | | | PTES. FINAL |
|-----------------------------|--------------------------|----------------------------|-------------|----------|-----------|--------------|---------------------|-----------------------|-------------|----------|------------|--------------|--------------|------------|--------------|--------------|----------------|
| | | NUEVAS | SGIM Y SATP | PAS | INSS | TOTAL | | APROBADAS | | | | | NO APROBADAS | | TOTAL | | |
| | | | | | | | | NUEVAS | SGIM Y SATP | PAS | INSS | TOTAL | DNG | CAD-DES | | | |
| CATALUNYA | 5.137 | 3.685 | 1 | 1 | 64 | 3.751 | 8.888 | 2.915 | 0 | 0 | 113 | 3.028 | 1.400 | 440 | 4.868 | 4.020 | |
| BARCELONA | 3.585 | 2.635 | 1 | 0 | 39 | 2.675 | 6.260 | 2.046 | 0 | 0 | 75 | 2.121 | 1.004 | 297 | 3.422 | 2.838 | |
| GIRONA | 565 | 372 | 0 | 0 | 13 | 385 | 950 | 317 | 0 | 0 | 18 | 335 | 134 | 49 | 518 | 432 | |
| LLEIDA | 269 | 193 | 0 | 0 | 2 | 195 | 464 | 153 | 0 | 0 | 6 | 159 | 77 | 30 | 266 | 198 | |
| TARRAGONA | 718 | 485 | 0 | 1 | 10 | 496 | 1.214 | 399 | 0 | 0 | 14 | 413 | 185 | 64 | 662 | 552 | |
| COMUNIDAD VALENCIA | 2.971 | 2.672 | 0 | 0 | 0 | 2.672 | 5.643 | 1.581 | 2 | 0 | 0 | 1.583 | 690 | 337 | 2.610 | 3.033 | |
| ALICANTE | 1.353 | 1.143 | 0 | 0 | 0 | 1.143 | 2.496 | 740 | 2 | 0 | 0 | 742 | 198 | 115 | 1.055 | 1.441 | |
| CASTELLÓN | 145 | 312 | 0 | 0 | 0 | 312 | 457 | 160 | 0 | 0 | 0 | 160 | 65 | 28 | 253 | 204 | |
| VALENCIA | 1.473 | 1.217 | 0 | 0 | 0 | 1.217 | 2.690 | 681 | 0 | 0 | 0 | 681 | 427 | 194 | 1.302 | 1.388 | |
| EXTREMADURA | 381 | 712 | 1 | 0 | 0 | 713 | 1.094 | 556 | 1 | 0 | 0 | 557 | 122 | 37 | 716 | 378 | |
| BADAJOZ | 276 | 425 | 1 | 0 | 0 | 426 | 702 | 322 | 1 | 0 | 0 | 323 | 80 | 22 | 425 | 277 | |
| CÁCERES | 105 | 287 | 0 | 0 | 0 | 287 | 392 | 234 | 0 | 0 | 0 | 234 | 42 | 15 | 291 | 101 | |
| GALICIA | 1.165 | 1.706 | 0 | 0 | 0 | 1.706 | 2.871 | 1.253 | 0 | 0 | 0 | 1.253 | 504 | 96 | 1.853 | 1.018 | |
| A CORUÑA | 487 | 676 | 0 | 0 | 0 | 676 | 1.163 | 532 | 0 | 0 | 0 | 532 | 223 | 47 | 802 | 361 | |
| LUGO | 182 | 164 | 0 | 0 | 0 | 164 | 346 | 85 | 0 | 0 | 0 | 85 | 48 | 25 | 158 | 188 | |
| OURENSE | 102 | 237 | 0 | 0 | 0 | 237 | 339 | 188 | 0 | 0 | 0 | 188 | 66 | 12 | 266 | 73 | |
| PONTEVEDRA | 394 | 629 | 0 | 0 | 0 | 629 | 1.023 | 448 | 0 | 0 | 0 | 448 | 167 | 12 | 627 | 396 | |
| MADRID | 2.651 | 2.837 | 1 | 1 | 0 | 2.839 | 5.490 | 1.153 | 0 | 2 | 0 | 1.155 | 870 | 847 | 2.872 | 2.618 | |
| MURCIA | 622 | 882 | 0 | 0 | 0 | 882 | 1.504 | 621 | 0 | 0 | 4 | 625 | 267 | 97 | 989 | 515 | |
| NAVARRA | 64 | 217 | 0 | 0 | 0 | 217 | 281 | 52 | 0 | 0 | 0 | 52 | 51 | 40 | 143 | 138 | |
| PAÍS VASCO | 156 | 745 | 0 | 3 | 0 | 748 | 904 | 493 | 0 | 4 | 0 | 497 | 171 | 16 | 684 | 220 | |
| ARABA/ÁLAVA | 0 | 91 | 0 | 0 | 0 | 91 | 91 | 85 | 0 | 0 | 0 | 85 | 6 | 0 | 91 | 0 | |
| GIPUZKOA | 43 | 202 | 0 | 0 | 0 | 202 | 245 | 154 | 0 | 0 | 0 | 154 | 40 | 8 | 202 | 43 | |
| BIZKAIA | 113 | 452 | 0 | 3 | 0 | 455 | 568 | 254 | 0 | 4 | 0 | 258 | 125 | 8 | 391 | 177 | |
| LA RIOJA | 52 | 154 | 0 | 0 | 0 | 154 | 206 | 124 | 0 | 0 | 0 | 124 | 31 | 8 | 163 | 43 | |
| CEUTA | 40 | 108 | 0 | 0 | 0 | 108 | 148 | 86 | 0 | 0 | 0 | 86 | 18 | 10 | 114 | 34 | |
| MELILLA | 74 | 112 | 0 | 0 | 0 | 112 | 186 | 63 | 0 | 0 | 0 | 63 | 24 | 4 | 91 | 95 | |

| | | | | | | | | | | | | | | | | |
|------------------|--------|--------|---|----|----|--------|--------|--------|----|----|-----|--------|-------|-------|--------|--------|
| TOTAL ESTADO (*) | 25.446 | 26.010 | 6 | 20 | 64 | 26.100 | 51.546 | 13.979 | 11 | 18 | 119 | 14.127 | 7.704 | 2.875 | 24.706 | 26.840 |
|------------------|--------|--------|---|----|----|--------|--------|--------|----|----|-----|--------|-------|-------|--------|--------|

(*) A partir del mes de marzo se ha modificado en número de pendientes año anterior, al incorporarse la regularización de los datos inicialmente facilitados por Canarias desde 1991 hasta 2022

PENSIONES NO CONTRIBUTIVAS DE JUBILACIÓN E INVALIDEZ

CAUSAS DE DENEGACIÓN ACUMULADAS CORRESPONDIENTES AL AÑO 2024 HASTA ABRIL

| CC.AA. Y/O PROVINCIAS | EDAD | RESIDENCIA | RECURSOS ECONÓMICOS | | GRADO DISCAPACIDAD | PRESTACIÓN | SOLICITAR SIN PASAR DOS AÑOS | SIN DESGLASAR | TOTAL CAUSAS DE DENEGACIÓN |
|-----------------------------|------------|------------|------------------------|------------|-----------------------|--------------|------------------------------------|------------------|----------------------------------|
| | | LEGAL | PERSONALES | U.E.C. | ENF. CRÓNICA | INCOMPATIBLE | | | |
| | | | | | | | | | |
| ANDALUCÍA | 180 | 260 | 346 | 803 | 374 | 48 | 2 | 0 | 2.013 |
| ALMERÍA | 11 | 38 | 19 | 69 | 2 | 5 | 1 | 0 | 145 |
| CÁDIZ | 23 | 25 | 60 | 130 | 29 | 2 | 0 | 0 | 269 |
| CÓRDOBA | 4 | 14 | 25 | 74 | 28 | 1 | 0 | 0 | 146 |
| GRANADA | 22 | 34 | 49 | 76 | 54 | 23 | 0 | 0 | 258 |
| HUELVA | 15 | 6 | 31 | 51 | 15 | 0 | 0 | 0 | 118 |
| JAÉN | 7 | 7 | 9 | 21 | 11 | 0 | 0 | 0 | 55 |
| MÁLAGA | 67 | 105 | 86 | 138 | 100 | 16 | 1 | 0 | 513 |
| SEVILLA | 31 | 31 | 67 | 244 | 135 | 1 | 0 | 0 | 509 |
| ARAGÓN | 7 | 11 | 23 | 65 | 3 | 1 | 0 | 0 | 110 |
| HUESCA | 3 | 0 | 2 | 14 | 1 | 1 | 0 | 0 | 21 |
| TERUEL | 0 | 2 | 1 | 9 | 0 | 0 | 0 | 0 | 12 |
| ZARAGOZA | 4 | 9 | 20 | 42 | 2 | 0 | 0 | 0 | 77 |
| ASTURIAS | 11 | 10 | 47 | 47 | 7 | 3 | 0 | 0 | 125 |
| ILLES BALEARS | 11 | 33 | 35 | 45 | 4 | 3 | 0 | 0 | 131 |
| CANARIAS | 32 | 79 | 161 | 121 | 133 | 17 | 0 | 0 | 543 |
| LAS PALMAS | 23 | 47 | 95 | 85 | 40 | 11 | 0 | 0 | 301 |
| S.C. TENERIFE | 9 | 32 | 66 | 36 | 93 | 6 | 0 | 0 | 242 |
| CANTABRIA | 10 | 6 | 17 | 31 | 4 | 1 | 0 | 0 | 69 |
| CASTILLA Y LEÓN | 26 | 25 | 89 | 153 | 31 | 4 | 0 | 0 | 328 |
| ÁVILA | 5 | 0 | 4 | 20 | 0 | 0 | 0 | 0 | 29 |
| BURGOS | 5 | 6 | 12 | 16 | 17 | 1 | 0 | 0 | 57 |
| LEÓN | 2 | 3 | 13 | 21 | 1 | 1 | 0 | 0 | 41 |
| PALENCIA | 2 | 1 | 7 | 4 | 2 | 1 | 0 | 0 | 17 |
| SALAMANCA | 10 | 5 | 23 | 42 | 3 | 0 | 0 | 0 | 83 |
| SEGOVIA | 1 | 3 | 10 | 9 | 2 | 0 | 0 | 0 | 25 |
| SORIA | 0 | 0 | 1 | 2 | 0 | 0 | 0 | 0 | 3 |
| VALLADOLID | 1 | 4 | 15 | 30 | 0 | 1 | 0 | 0 | 51 |
| ZAMORA | 0 | 3 | 4 | 9 | 6 | 0 | 0 | 0 | 22 |
| CASTILLA-LA MANCHA | 10 | 28 | 38 | 143 | 14 | 4 | 0 | 0 | 237 |
| ALBACETE | 5 | 5 | 13 | 19 | 4 | 0 | 0 | 0 | 46 |
| CIUDAD REAL | 2 | 6 | 5 | 51 | 4 | 1 | 0 | 0 | 69 |
| CUENCA | 3 | 4 | 7 | 23 | 2 | 1 | 0 | 0 | 40 |
| GUADALAJARA | 0 | 3 | 6 | 18 | 1 | 0 | 0 | 0 | 28 |
| TOLEDO | 0 | 10 | 7 | 32 | 3 | 2 | 0 | 0 | 54 |

(Continúa al dorso)

| CC.AA. Y/O PROVINCIAS | EDAD | RESIDENCIA | RECURSOS | | GRADO | PRESTACIÓN | SOLICITAR | SIN | TOTAL CAUSAS DE DENEGACIÓN |
|-----------------------------|------------|--------------|--------------|--------------|------------------------------|--------------|-----------------------|-----------|----------------------------------|
| | | LEGAL | ECONÓMICOS | | DISCAPACIDAD ENF. CRÓNICA | INCOMPATIBLE | SIN PASAR DOS AÑOS | DESGLASAR | |
| | | | PERSONALES | U.E.C. | | | | | |
| CATALUNYA | 35 | 295 | 382 | 476 | 60 | 152 | 0 | 0 | 1.400 |
| BARCELONA | 24 | 223 | 279 | 330 | 52 | 96 | 0 | 0 | 1.004 |
| GIRONA | 3 | 18 | 41 | 50 | 3 | 19 | 0 | 0 | 134 |
| LLEIDA | 4 | 17 | 17 | 29 | 3 | 7 | 0 | 0 | 77 |
| TARRAGONA | 4 | 37 | 45 | 67 | 2 | 30 | 0 | 0 | 185 |
| COMUNIDAD VALENCIANA | 25 | 77 | 153 | 392 | 24 | 19 | 0 | 0 | 690 |
| ALICANTE | 3 | 29 | 49 | 100 | 4 | 13 | 0 | 0 | 198 |
| CASTELLÓN | 8 | 5 | 15 | 32 | 3 | 2 | 0 | 0 | 65 |
| VALENCIA | 14 | 43 | 89 | 260 | 17 | 4 | 0 | 0 | 427 |
| EXTREMADURA | 13 | 8 | 32 | 61 | 5 | 3 | 0 | 0 | 122 |
| BADAJOS | 8 | 6 | 19 | 41 | 3 | 3 | 0 | 0 | 80 |
| CÁCERES | 5 | 2 | 13 | 20 | 2 | 0 | 0 | 0 | 42 |
| GALICIA | 25 | 45 | 63 | 209 | 157 | 5 | 0 | 0 | 504 |
| A CORUÑA | 2 | 32 | 40 | 96 | 53 | 0 | 0 | 0 | 223 |
| LUGO | 11 | 3 | 6 | 17 | 10 | 1 | 0 | 0 | 48 |
| OURENSE | 11 | 10 | 7 | 15 | 21 | 2 | 0 | 0 | 66 |
| PONTEVEDRA | 1 | 0 | 10 | 81 | 73 | 2 | 0 | 0 | 167 |
| MADRID | 76 | 99 | 248 | 430 | 17 | 0 | 0 | 0 | 870 |
| MURCIA | 18 | 41 | 46 | 104 | 54 | 4 | 0 | 0 | 267 |
| NAVARRA | 3 | 15 | 19 | 13 | 1 | 0 | 0 | 0 | 51 |
| PAÍS VASCO | 3 | 25 | 34 | 93 | 7 | 9 | 0 | 0 | 171 |
| ARABA/ÁLAVA | 0 | 0 | 6 | 0 | 0 | 0 | 0 | 0 | 6 |
| GIPUZKOA | 0 | 9 | 7 | 18 | 1 | 5 | 0 | 0 | 40 |
| BIZKAIA | 3 | 16 | 21 | 75 | 6 | 4 | 0 | 0 | 125 |
| LA RIOJA | 4 | 8 | 8 | 9 | 1 | 1 | 0 | 0 | 31 |
| CEUTA | 0 | 5 | 2 | 9 | 0 | 1 | 1 | 0 | 18 |
| MELILLA | 2 | 3 | 9 | 9 | 1 | 0 | 0 | 0 | 24 |
| TOTAL ESTADO | 491 | 1.073 | 1.752 | 3.213 | 897 | 275 | 3 | 0 | 7.704 |

5. PNC de jubilación e invalidez: coeficientes de la gestión mensual



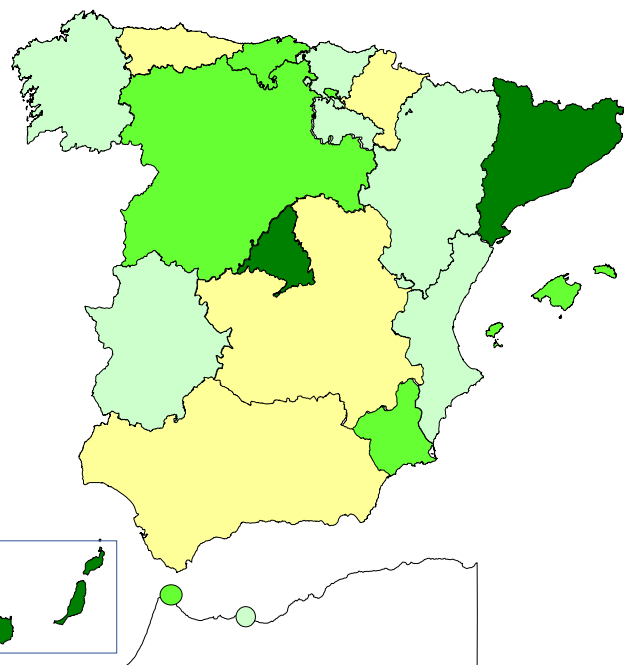
PENSIONES NO CONTRIBUTIVAS DE LA SEGURIDAD SOCIAL DE JUBILACIÓN E INVALIDEZ

DISTRIBUCIÓN TERRITORIAL DEL COEFICIENTE DE COBERTURA. SITUACIÓN EN ABRIL DE 2024

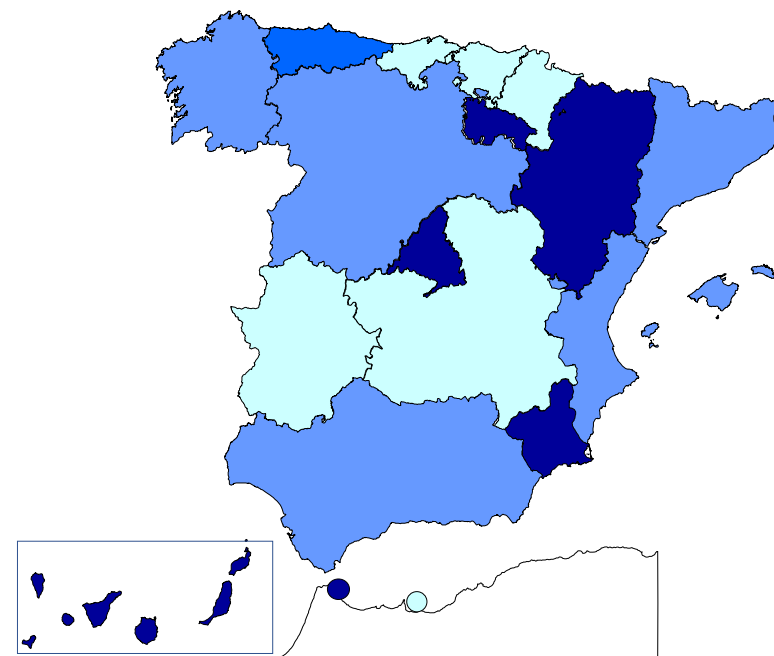
PNC DE JUBILACIÓN

ÁMBITO GEOGRÁFICO

PNC DE INVALIDEZ



| | | |
|----------------|---------------------|---------------|
| 69,78% | ANDALUCÍA | 86,94% |
| 80,70% | ARAGÓN | 133,33% |
| 78,99% | ASTURIAS | 116,67% |
| 111,58% | ILLES BALEARS | 100,00% |
| 125,99% | CANARIAS | 122,22% |
| 112,07% | CANTABRIA | 68,57% |
| 106,76% | CASTILLA Y LEÓN | 91,03% |
| 68,77% | CASTILLA-LA MANCHA | 72,73% |
| 151,91% | CATALUNYA | 94,96% |
| 98,74% | C. VALENCIANA | 87,62% |
| 85,31% | EXTREMADURA | 66,67% |
| 95,36% | GALICIA | 95,68% |
| 130,28% | MADRID | 139,04% |
| 113,04% | MURCIA | 129,23% |
| 31,58% | NAVARRA | 6,25% |
| 96,49% | PAÍS VASCO | 67,35% |
| 91,30% | LA RIOJA | 128,57% |
| 120,00% | CEUTA | 175,00% |
| 83,33% | MELILLA | 61,54% |
| 100,26% | TOTAL ESTADO | 94,92% |



< 80%
 De 80 a 100%
 De 101 a 120%
 > 120%

< 80%
 De 80 a 100%
 De 101 a 120%
 > 120%

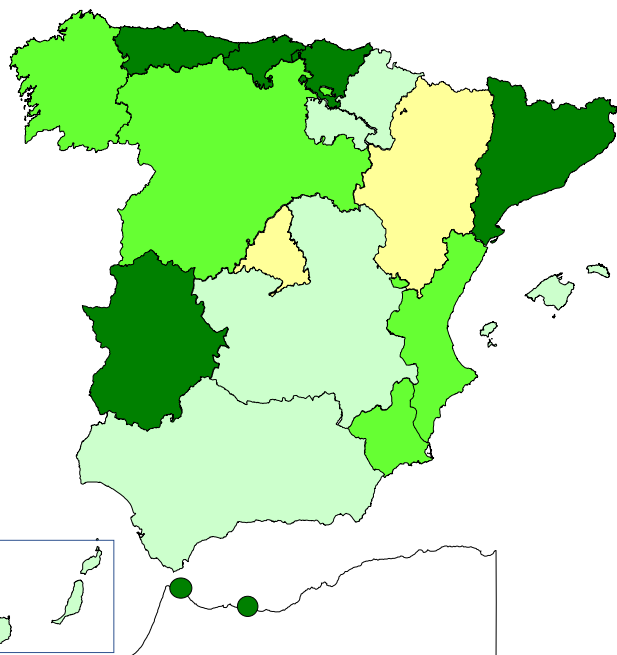
PENSIONES NO CONTRIBUTIVAS DE LA SEGURIDAD SOCIAL DE JUBILACIÓN E INVALIDEZ

DISTRIBUCIÓN TERRITORIAL DEL COEFICIENTE DE RECONOCIMIENTO. SITUACIÓN EN ABRIL DE 2024

PNC DE JUBILACIÓN

ÁMBITO GEOGRÁFICO

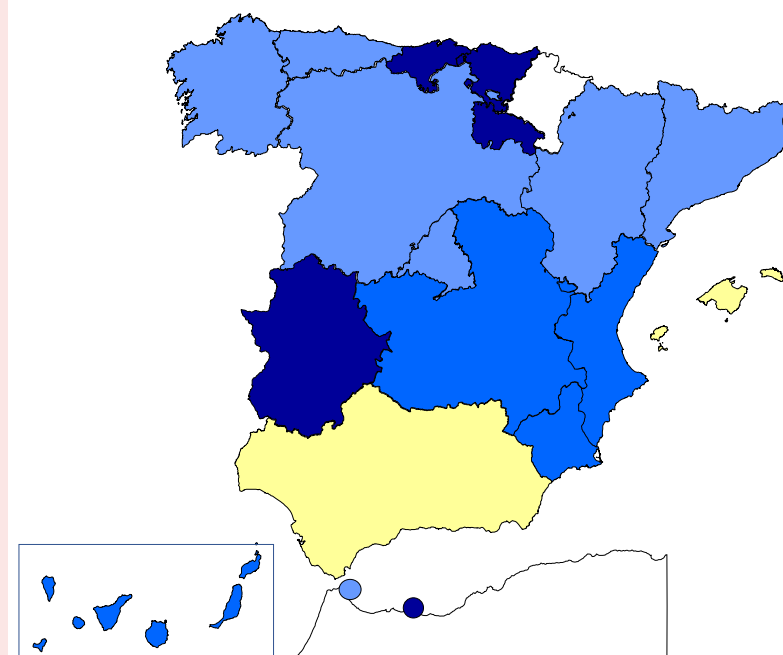
PNC DE INVALIDEZ



| |
|--------|
| 51,57% |
| 47,83% |
| 75,53% |
| 54,72% |
| 52,47% |
| 70,77% |
| 68,35% |
| 60,00% |
| 71,17% |
| 63,97% |
| 70,49% |
| 68,18% |
| 41,08% |
| 66,67% |
| 50,00% |
| 72,73% |
| 52,38% |
| 83,33% |
| 80,00% |
| 60,46% |

| |
|--------------------|
| ANDALUCÍA |
| ARAGÓN |
| ASTURIAS |
| ILLES BALEARS |
| CANARIAS |
| CANTABRIA |
| CASTILLA Y LEÓN |
| CASTILLA-LA MANCHA |
| CATALUNYA |
| C. VALENCIANA |
| EXTREMADURA |
| GALICIA |
| MADRID |
| MURCIA |
| NAVARRA |
| PAÍS VASCO |
| LA RIOJA |

| |
|--------|
| 36,70% |
| 56,25% |
| 51,43% |
| 40,00% |
| 62,63% |
| 87,50% |
| 61,97% |
| 65,91% |
| 50,00% |
| 67,39% |
| 78,57% |
| 55,48% |
| 55,17% |
| 66,67% |
| - |
| 75,76% |
| 88,89% |
| 57,14% |
| 75,00% |
| 53,56% |




< 50% De 50 a 60% De 61 a 70% > 70%

< 50% De 50 a 60% De 61 a 70% > 70%

Coeficiente de reconocimiento del derecho a PNC: Establecido a partir del cociente entre los expedientes aprobados y los resueltos en el mes.

PENSIONES NO CONTRIBUTIVAS DE LA SEGURIDAD SOCIAL DE JUBILACIÓN E INVALIDEZ

DISTRIBUCIÓN TERRITORIAL DEL COEFICIENTE DE GESTIÓN EN DÍAS. SITUACIÓN EN ABRIL DE 2024



Coefficiente de gestión: Coeficiente expresado en días; su valor indica a cuántos días de entrada media de expedientes equivale el número de los que se encuentran en gestión al finalizar el mes.

6. Reclamaciones previas: datos de la gestión mensual y anual



PENSIONES NO CONTRIBUTIVAS DE LA SEGURIDAD SOCIAL : JUBILACIÓN E INVALIDEZ

RECLAMACIÓN PREVIA A LA VÍA JURISDICCIONAL SOCIAL: DATOS DEL MES DE ABRIL DE 2024

| CC.AA. Y/O PROVINCIAS | JUBILACIÓN | | | | | | INVALIDEZ | | | | | | TOTAL : JUBILACION MAS INVALIDEZ | | | | | |
|-----------------------------|-----------------|-------------------|-----------|-----------|-----------|--------------------|-----------------|-------------------|-----------|-----------|-----------|--------------------|----------------------------------|-------------------|-----------|-----------|-----------|--------------------|
| | PENDTE. ANT. | RECLAM. PRSEN. | RESUELTAS | | | RECLAM. PENDTE. | PENDTE. ANT. | RECLAM. PRSEN. | RESUELTAS | | | RECLAM. PENDTE. | PENDTE. ANT. | RECLAM. PRSEN. | RESUELTAS | | | RECLAM. PENDTE. |
| | | | ESTIM. | DESEST. | TOTAL | | | | ESTIM. | DESEST. | TOTAL | | | | ESTIM. | DESEST. | TOTAL | |
| ANDALUCÍA | 162 | 66 | 7 | 41 | 48 | 180 | 125 | 36 | 8 | 36 | 44 | 117 | 287 | 102 | 15 | 77 | 92 | 297 |
| ALMERÍA | 5 | 8 | 0 | 9 | 9 | 4 | 0 | 4 | 1 | 1 | 2 | 2 | 5 | 12 | 1 | 10 | 11 | 6 |
| CÁDIZ | 2 | 10 | 2 | 10 | 12 | 0 | 4 | 7 | 3 | 6 | 9 | 2 | 6 | 17 | 5 | 16 | 21 | 2 |
| CÓRDOBA | 2 | 8 | 2 | 6 | 8 | 2 | 3 | 5 | 1 | 5 | 6 | 2 | 5 | 13 | 3 | 11 | 14 | 4 |
| GRANADA | 3 | 1 | 1 | 1 | 2 | 2 | 1 | 0 | 0 | 0 | 0 | 1 | 4 | 1 | 1 | 1 | 2 | 3 |
| HUELVA | 0 | 3 | 0 | 3 | 3 | 0 | 2 | 1 | 0 | 2 | 2 | 1 | 2 | 4 | 0 | 5 | 5 | 1 |
| JAÉN | 14 | 2 | 0 | 1 | 1 | 15 | 9 | 1 | 0 | 0 | 0 | 10 | 23 | 3 | 0 | 1 | 1 | 25 |
| MÁLAGA | 68 | 10 | 1 | 10 | 11 | 67 | 77 | 1 | 2 | 17 | 19 | 59 | 145 | 11 | 3 | 27 | 30 | 126 |
| SEVILLA | 68 | 24 | 1 | 1 | 2 | 90 | 29 | 17 | 1 | 5 | 6 | 40 | 97 | 41 | 2 | 6 | 8 | 130 |
| ARAGÓN | 4 | 3 | 0 | 4 | 4 | 3 | 3 | 1 | 2 | 0 | 2 | 2 | 7 | 4 | 2 | 4 | 6 | 5 |
| HUESCA | 0 | 0 | 0 | 0 | 0 | 0 | 1 | 0 | 0 | 0 | 0 | 1 | 1 | 0 | 0 | 0 | 0 | 1 |
| TERUEL | 0 | 0 | 0 | 0 | 0 | 0 | 1 | 0 | 0 | 0 | 0 | 1 | 1 | 0 | 0 | 0 | 0 | 1 |
| ZARAGOZA | 4 | 3 | 0 | 4 | 4 | 3 | 1 | 1 | 2 | 0 | 2 | 0 | 5 | 4 | 2 | 4 | 6 | 3 |
| ASTURIAS | 8 | 2 | 0 | 0 | 0 | 10 | 7 | 3 | 0 | 0 | 0 | 10 | 15 | 5 | 0 | 0 | 0 | 20 |
| ILLES BALEARS | 49 | 7 | 0 | 1 | 1 | 55 | 16 | 0 | 0 | 0 | 0 | 16 | 65 | 7 | 0 | 1 | 1 | 71 |
| CANARIAS (*) | 31 | 16 | 5 | 7 | 12 | 35 | 47 | 15 | 4 | 9 | 13 | 49 | 78 | 31 | 9 | 16 | 25 | 84 |
| LAS PALMAS | 11 | 13 | 2 | 7 | 9 | 15 | 22 | 11 | 2 | 7 | 9 | 24 | 33 | 24 | 4 | 14 | 18 | 39 |
| S.C. TENERIFE | 20 | 3 | 3 | 0 | 3 | 20 | 25 | 4 | 2 | 2 | 4 | 25 | 45 | 7 | 5 | 2 | 7 | 45 |
| CANTABRIA | 47 | 5 | 0 | 0 | 0 | 52 | 46 | 2 | 0 | 0 | 0 | 48 | 93 | 7 | 0 | 0 | 0 | 100 |
| CASTILLA Y LEÓN | 16 | 14 | 2 | 8 | 10 | 20 | 21 | 5 | 3 | 7 | 10 | 16 | 37 | 19 | 5 | 15 | 20 | 36 |
| ÁVILA | 1 | 0 | 0 | 0 | 0 | 1 | 1 | 1 | 1 | 1 | 2 | 0 | 2 | 1 | 1 | 1 | 2 | 1 |
| BURGOS | 5 | 3 | 0 | 2 | 2 | 6 | 3 | 1 | 0 | 1 | 1 | 3 | 8 | 4 | 0 | 3 | 3 | 9 |
| LEÓN | 3 | 4 | 1 | 2 | 3 | 4 | 6 | 2 | 0 | 0 | 0 | 8 | 9 | 6 | 1 | 2 | 3 | 12 |
| PALENCIA | 0 | 0 | 0 | 0 | 0 | 0 | 0 | 0 | 0 | 0 | 0 | 0 | 0 | 0 | 0 | 0 | 0 | 0 |
| SALAMANCA | 4 | 3 | 0 | 3 | 3 | 4 | 2 | 1 | 0 | 1 | 1 | 2 | 6 | 4 | 0 | 4 | 4 | 6 |
| SEGOVIA | 2 | 4 | 0 | 1 | 1 | 5 | 4 | 0 | 0 | 2 | 2 | 2 | 6 | 4 | 0 | 3 | 3 | 7 |
| SORIA | 0 | 0 | 0 | 0 | 0 | 0 | 0 | 0 | 0 | 0 | 0 | 0 | 0 | 0 | 0 | 0 | 0 | 0 |
| VALLADOLID | 0 | 0 | 0 | 0 | 0 | 0 | 3 | 0 | 0 | 2 | 2 | 1 | 3 | 0 | 0 | 2 | 2 | 1 |
| ZAMORA | 1 | 0 | 1 | 0 | 1 | 0 | 2 | 0 | 2 | 0 | 2 | 0 | 3 | 0 | 3 | 0 | 3 | 0 |
| CASTILLA-LA MANCHA | 12 | 12 | 1 | 6 | 7 | 17 | 10 | 14 | 4 | 8 | 12 | 12 | 22 | 26 | 5 | 14 | 19 | 29 |
| ALBACETE | 2 | 4 | 0 | 1 | 1 | 5 | 3 | 4 | 1 | 2 | 3 | 4 | 5 | 8 | 1 | 3 | 4 | 9 |
| CIUDAD REAL | 2 | 0 | 0 | 1 | 1 | 1 | 5 | 1 | 0 | 1 | 1 | 5 | 7 | 1 | 0 | 2 | 2 | 6 |
| CUENCA | 1 | 3 | 0 | 3 | 3 | 1 | 0 | 3 | 0 | 3 | 3 | 0 | 1 | 6 | 0 | 6 | 6 | 1 |
| GUADALAJARA | 1 | 1 | 0 | 1 | 1 | 1 | 1 | 1 | 0 | 1 | 1 | 1 | 2 | 2 | 0 | 2 | 2 | 2 |
| TOLEDO | 6 | 4 | 1 | 0 | 1 | 9 | 1 | 5 | 3 | 1 | 4 | 2 | 7 | 9 | 4 | 1 | 5 | 11 |

(Continúa al dorso)

| CC.AA. Y/O PROVINCIAS | JUBILACIÓN | | | | | | INVALIDEZ | | | | | | TOTAL: JUBILACIÓN MAS INVALIDEZ | | | | | |
|-----------------------------|-----------------|-------------------|-----------|-----------|-----------|--------------------|-----------------|-------------------|-----------|-----------|-----------|--------------------|---------------------------------|-------------------|-----------|-----------|------------|--------------------|
| | PENDTE. ANT. | RECLAM. PRSEN. | RESUELTAS | | | RECLAM. PENDTE. | PENDTE. ANT. | RECLAM. PRSEN. | RESUELTAS | | | RECLAM. PENDTE. | PENDTE. ANT. | RECLAM. PRSEN. | RESUELTAS | | | RECLAM. PENDTE. |
| | | | ESTIM. | DESEST. | TOTAL | | | | ESTIM. | DESEST. | TOTAL | | | | ESTIM. | DESEST. | TOTAL | |
| CATALUNYA | 633 | 92 | 65 | 33 | 98 | 627 | 147 | 48 | 24 | 30 | 54 | 141 | 780 | 140 | 89 | 63 | 152 | 768 |
| BARCELONA | 452 | 64 | 49 | 25 | 74 | 442 | 110 | 39 | 18 | 20 | 38 | 111 | 562 | 103 | 67 | 45 | 112 | 553 |
| GIRONA | 72 | 8 | 10 | 6 | 16 | 64 | 12 | 4 | 0 | 3 | 3 | 13 | 84 | 12 | 10 | 9 | 19 | 77 |
| LLEIDA | 31 | 10 | 3 | 1 | 4 | 37 | 9 | 2 | 1 | 3 | 4 | 7 | 40 | 12 | 4 | 4 | 8 | 44 |
| TARRAGONA | 78 | 10 | 3 | 1 | 4 | 84 | 16 | 3 | 5 | 4 | 9 | 10 | 94 | 13 | 8 | 5 | 13 | 94 |
| COMUNIDAD VALENCIANA | 63 | 57 | 11 | 22 | 33 | 87 | 9 | 27 | 3 | 16 | 19 | 17 | 72 | 84 | 14 | 38 | 52 | 104 |
| ALICANTE | 53 | 17 | 3 | 11 | 14 | 56 | 6 | 2 | 0 | 2 | 2 | 6 | 59 | 19 | 3 | 13 | 16 | 62 |
| CASTELLÓN | 0 | 2 | 0 | 2 | 2 | 0 | 0 | 2 | 1 | 1 | 2 | 0 | 0 | 4 | 1 | 3 | 4 | 0 |
| VALENCIA | 10 | 38 | 8 | 9 | 17 | 31 | 3 | 23 | 2 | 13 | 15 | 11 | 13 | 61 | 10 | 22 | 32 | 42 |
| EXTREMADURA | 13 | 17 | 1 | 5 | 6 | 24 | 11 | 7 | 2 | 2 | 4 | 14 | 24 | 24 | 3 | 7 | 10 | 38 |
| BADAJOS | 12 | 13 | 1 | 4 | 5 | 20 | 6 | 6 | 2 | 1 | 3 | 9 | 18 | 19 | 3 | 5 | 8 | 29 |
| CÁCERES | 1 | 4 | 0 | 1 | 1 | 4 | 5 | 1 | 0 | 1 | 1 | 5 | 6 | 5 | 0 | 2 | 2 | 9 |
| GALICIA | 25 | 9 | 3 | 11 | 14 | 20 | 98 | 9 | 11 | 13 | 24 | 83 | 123 | 18 | 14 | 24 | 38 | 103 |
| A CORUÑA | 19 | 1 | 1 | 1 | 2 | 18 | 97 | 6 | 11 | 9 | 20 | 83 | 116 | 7 | 12 | 10 | 22 | 101 |
| LUGO | 6 | 2 | 0 | 6 | 6 | 2 | 1 | 1 | 0 | 2 | 2 | 0 | 7 | 3 | 0 | 8 | 8 | 2 |
| OURENSE | 0 | 3 | 1 | 2 | 3 | 0 | 0 | 1 | 0 | 1 | 1 | 0 | 0 | 4 | 1 | 3 | 4 | 0 |
| PONTEVEDRA | 0 | 3 | 1 | 2 | 3 | 0 | 0 | 1 | 0 | 1 | 1 | 0 | 0 | 4 | 1 | 3 | 4 | 0 |
| MADRID | 21 | 69 | 12 | 60 | 72 | 18 | 17 | 25 | 9 | 14 | 23 | 19 | 38 | 94 | 21 | 74 | 95 | 37 |
| MURCIA | 15 | 11 | 2 | 18 | 20 | 6 | 8 | 4 | 1 | 5 | 6 | 6 | 23 | 15 | 3 | 23 | 26 | 12 |
| NAVARRA | 4 | 2 | 0 | 1 | 1 | 5 | 0 | 0 | 0 | 0 | 0 | 0 | 4 | 2 | 0 | 1 | 1 | 5 |
| PAÍS VASCO | 1 | 5 | 0 | 4 | 4 | 2 | 1 | 2 | 0 | 3 | 3 | 0 | 2 | 7 | 0 | 7 | 7 | 2 |
| ARABA/ÁLAVA | 0 | 0 | 0 | 0 | 0 | 0 | 0 | 0 | 0 | 0 | 0 | 0 | 0 | 0 | 0 | 0 | 0 | 0 |
| GIPUZKOA (1) | 0 | 0 | 0 | 0 | 0 | 0 | 0 | 0 | 0 | 0 | 0 | 0 | 0 | 0 | 0 | 0 | 0 | 0 |
| BIZKAIA | 1 | 5 | 0 | 4 | 4 | 2 | 1 | 2 | 0 | 3 | 3 | 0 | 2 | 7 | 0 | 7 | 7 | 2 |
| LA RIOJA | 4 | 0 | 1 | 0 | 1 | 3 | 1 | 0 | 0 | 0 | 0 | 1 | 5 | 0 | 1 | 0 | 1 | 4 |
| CEUTA | 0 | 0 | 0 | 0 | 0 | 0 | 0 | 2 | 2 | 0 | 2 | 0 | 0 | 2 | 2 | 0 | 2 | 0 |
| MELILLA | 0 | 4 | 0 | 4 | 4 | 0 | 0 | 3 | 0 | 3 | 3 | 0 | 0 | 7 | 0 | 7 | 7 | 0 |

TOTAL ESTADO
1.108
391
110
225
335
1.164
567
203
73
146
219
551
1.675
594
183
371
554
1.715

(1) Datos no facilitados.

PENSIONES NO CONTRIBUTIVAS DE LA SEGURIDAD SOCIAL : JUBILACIÓN E INVALIDEZ

RECLAMACIÓN PREVIA A LA VÍA JURISDICCIONAL SOCIAL: DATOS ACUMULADOS DEL AÑO 2024 HASTA ABRIL

| CC.AA. Y/O PROVINCIAS | JUBILACIÓN | | | | | | INVALIDEZ | | | | | | TOTAL: JUBILACIÓN MAS INVALIDEZ | | | | | |
|-----------------------------|-----------------|-------------------|-----------|-----------|------------|--------------------|-----------------|-------------------|-----------|------------|------------|--------------------|---------------------------------|-------------------|-----------|------------|------------|--------------------|
| | PENDTE. ANT. | RECLAM. PRSEN. | RESUELTAS | | | RECLAM. PENDTE. | PENDTE. ANT. | RECLAM. PRSEN. | RESUELTAS | | | RECLAM. PENDTE. | PENDTE. ANT. | RECLAM. PRSEN. | RESUELTAS | | | RECLAM. PENDTE. |
| | | | ESTIM. | DESEST. | TOTAL | | | | ESTIM. | DESEST. | TOTAL | | | | ESTIM. | DESEST. | TOTAL | |
| ANDALUCÍA | 134 | 155 | 22 | 87 | 109 | 180 | 150 | 90 | 23 | 100 | 123 | 117 | 284 | 245 | 45 | 187 | 232 | 297 |
| ALMERÍA | 1 | 17 | 0 | 14 | 14 | 4 | 1 | 7 | 1 | 5 | 6 | 2 | 2 | 24 | 1 | 19 | 20 | 6 |
| CÁDIZ | 1 | 23 | 4 | 20 | 24 | 0 | 4 | 26 | 3 | 25 | 28 | 2 | 5 | 49 | 7 | 45 | 52 | 2 |
| CÓRDOBA | 4 | 18 | 5 | 15 | 20 | 2 | 3 | 15 | 3 | 13 | 16 | 2 | 7 | 33 | 8 | 28 | 36 | 4 |
| GRANADA | 4 | 2 | 2 | 2 | 4 | 2 | 3 | 1 | 1 | 2 | 3 | 1 | 7 | 3 | 3 | 4 | 7 | 3 |
| HUELVA | 0 | 9 | 2 | 7 | 9 | 0 | 1 | 4 | 1 | 3 | 4 | 1 | 1 | 13 | 3 | 10 | 13 | 1 |
| JAÉN | 11 | 6 | 0 | 2 | 2 | 15 | 9 | 2 | 0 | 1 | 1 | 10 | 20 | 8 | 0 | 3 | 3 | 25 |
| MÁLAGA | 67 | 12 | 1 | 11 | 12 | 67 | 89 | 3 | 6 | 27 | 33 | 59 | 156 | 15 | 7 | 38 | 45 | 126 |
| SEVILLA | 46 | 68 | 8 | 16 | 24 | 90 | 40 | 32 | 8 | 24 | 32 | 40 | 86 | 100 | 16 | 40 | 56 | 130 |
| ARAGÓN | 2 | 22 | 6 | 15 | 21 | 3 | 4 | 5 | 3 | 4 | 7 | 2 | 6 | 27 | 9 | 19 | 28 | 5 |
| HUESCA | 0 | 0 | 0 | 0 | 0 | 0 | 0 | 1 | 0 | 0 | 0 | 1 | 0 | 1 | 0 | 0 | 0 | 1 |
| TERUEL | 0 | 0 | 0 | 0 | 0 | 0 | 1 | 0 | 0 | 0 | 0 | 1 | 1 | 0 | 0 | 0 | 0 | 1 |
| ZARAGOZA | 2 | 22 | 6 | 15 | 21 | 3 | 3 | 4 | 3 | 4 | 7 | 0 | 5 | 26 | 9 | 19 | 28 | 3 |
| ASTURIAS | 5 | 9 | 2 | 2 | 4 | 10 | 14 | 7 | 2 | 9 | 11 | 10 | 19 | 16 | 4 | 11 | 15 | 20 |
| ILLES BALEARS | 24 | 34 | 0 | 3 | 3 | 55 | 9 | 11 | 0 | 4 | 4 | 16 | 33 | 45 | 0 | 7 | 7 | 71 |
| CANARIAS (*) | 39 | 42 | 13 | 33 | 46 | 35 | 48 | 36 | 10 | 25 | 35 | 49 | 87 | 78 | 23 | 58 | 81 | 84 |
| LAS PALMAS | 17 | 34 | 8 | 28 | 36 | 15 | 22 | 29 | 5 | 22 | 27 | 24 | 39 | 63 | 13 | 50 | 63 | 39 |
| S.C. TENERIFE | 22 | 8 | 5 | 5 | 10 | 20 | 26 | 7 | 5 | 3 | 8 | 25 | 48 | 15 | 10 | 8 | 18 | 45 |
| CANTABRIA | 42 | 13 | 3 | 0 | 3 | 52 | 30 | 21 | 1 | 2 | 3 | 48 | 72 | 34 | 4 | 2 | 6 | 100 |
| CASTILLA Y LEÓN | 20 | 43 | 15 | 28 | 43 | 20 | 21 | 25 | 9 | 21 | 30 | 16 | 41 | 68 | 24 | 49 | 73 | 36 |
| ÁVILA | 3 | 0 | 0 | 2 | 2 | 1 | 1 | 1 | 1 | 1 | 2 | 0 | 4 | 1 | 1 | 3 | 4 | 1 |
| BURGOS | 3 | 8 | 0 | 5 | 5 | 6 | 1 | 6 | 2 | 2 | 4 | 3 | 4 | 14 | 2 | 7 | 9 | 9 |
| LEÓN | 8 | 8 | 7 | 5 | 12 | 4 | 13 | 4 | 4 | 5 | 9 | 8 | 21 | 12 | 11 | 10 | 21 | 12 |
| PALENCIA | 2 | 2 | 0 | 4 | 4 | 0 | 1 | 0 | 0 | 1 | 1 | 0 | 3 | 2 | 0 | 5 | 5 | 0 |
| SALAMANCA | 1 | 9 | 2 | 4 | 6 | 4 | 2 | 4 | 0 | 4 | 4 | 2 | 3 | 13 | 2 | 8 | 10 | 6 |
| SEGOVIA | 3 | 10 | 4 | 4 | 8 | 5 | 2 | 3 | 0 | 3 | 3 | 2 | 5 | 13 | 4 | 7 | 11 | 7 |
| SORIA | 0 | 0 | 0 | 0 | 0 | 0 | 0 | 0 | 0 | 0 | 0 | 0 | 0 | 0 | 0 | 0 | 0 | 0 |
| VALLADOLID | 0 | 4 | 0 | 4 | 4 | 0 | 1 | 5 | 0 | 5 | 5 | 1 | 1 | 9 | 0 | 9 | 9 | 1 |
| ZAMORA | 0 | 2 | 2 | 0 | 2 | 0 | 0 | 2 | 2 | 0 | 2 | 0 | 0 | 4 | 4 | 0 | 4 | 0 |
| CASTILLA-LA MANCHA | 13 | 47 | 16 | 27 | 43 | 17 | 15 | 40 | 15 | 28 | 43 | 12 | 28 | 87 | 31 | 55 | 86 | 29 |
| ALBACETE | 0 | 9 | 1 | 3 | 4 | 5 | 5 | 13 | 4 | 10 | 14 | 4 | 5 | 22 | 5 | 13 | 18 | 9 |
| CIUDAD REAL | 7 | 5 | 7 | 4 | 11 | 1 | 7 | 3 | 3 | 2 | 5 | 5 | 14 | 8 | 10 | 6 | 16 | 6 |
| CUENCA | 1 | 11 | 3 | 8 | 11 | 1 | 1 | 9 | 4 | 6 | 10 | 0 | 2 | 20 | 7 | 14 | 21 | 1 |
| GUADALAJARA | 0 | 5 | 0 | 4 | 4 | 1 | 1 | 4 | 1 | 3 | 4 | 1 | 1 | 9 | 1 | 7 | 8 | 2 |
| TOLEDO | 5 | 17 | 5 | 8 | 13 | 9 | 1 | 11 | 3 | 7 | 10 | 2 | 6 | 28 | 8 | 15 | 23 | 11 |

(Continúa al dorso)

| CC.AA. Y/O PROVINCIAS | JUBILACIÓN | | | | | | INVALIDEZ | | | | | | TOTAL: JUBILACIÓN MAS INVALIDEZ | | | | | |
|-----------------------------|-----------------|-------------------|------------|------------|------------|--------------------|-----------------|-------------------|-----------|------------|------------|--------------------|---------------------------------|-------------------|------------|------------|------------|--------------------|
| | PENDTE. ANT. | RECLAM. PRSEN. | RESUELTAS | | | RECLAM. PENDTE. | PENDTE. ANT. | RECLAM. PRSEN. | RESUELTAS | | | RECLAM. PENDTE. | PENDTE. ANT. | RECLAM. PRSEN. | RESUELTAS | | | RECLAM. PENDTE. |
| | | | ESTIM. | DESEST. | TOTAL | | | | ESTIM. | DESEST. | TOTAL | | | | ESTIM. | DESEST. | TOTAL | |
| CATALUNYA | 570 | 403 | 192 | 154 | 346 | 627 | 126 | 202 | 89 | 98 | 187 | 141 | 696 | 605 | 281 | 252 | 533 | 768 |
| BARCELONA | 417 | 283 | 144 | 114 | 258 | 442 | 94 | 154 | 64 | 73 | 137 | 111 | 511 | 437 | 208 | 187 | 395 | 553 |
| GIRONA | 60 | 45 | 26 | 15 | 41 | 64 | 11 | 16 | 6 | 8 | 14 | 13 | 71 | 61 | 32 | 23 | 55 | 77 |
| LLEIDA | 32 | 23 | 8 | 10 | 18 | 37 | 8 | 11 | 7 | 5 | 12 | 7 | 40 | 34 | 15 | 15 | 30 | 44 |
| TARRAGONA | 61 | 52 | 14 | 15 | 29 | 84 | 13 | 21 | 12 | 12 | 24 | 10 | 74 | 73 | 26 | 27 | 53 | 94 |
| COMUNIDAD VALENCIA | 106 | 149 | 44 | 124 | 168 | 87 | 11 | 95 | 22 | 67 | 89 | 17 | 117 | 244 | 66 | 191 | 257 | 104 |
| ALICANTE | 106 | 51 | 25 | 76 | 101 | 56 | 10 | 17 | 7 | 14 | 21 | 6 | 116 | 68 | 32 | 90 | 122 | 62 |
| CASTELLÓN | 0 | 9 | 2 | 7 | 9 | 0 | 0 | 6 | 2 | 4 | 6 | 0 | 0 | 15 | 4 | 11 | 15 | 0 |
| VALENCIA | 0 | 89 | 17 | 41 | 58 | 31 | 1 | 72 | 13 | 49 | 62 | 11 | 1 | 161 | 30 | 90 | 120 | 42 |
| EXTREMADURA | 17 | 46 | 12 | 27 | 39 | 24 | 9 | 23 | 5 | 13 | 18 | 14 | 26 | 69 | 17 | 40 | 57 | 38 |
| BADAJOZ | 12 | 37 | 10 | 19 | 29 | 20 | 4 | 16 | 4 | 7 | 11 | 9 | 16 | 53 | 14 | 26 | 40 | 29 |
| CÁCERES | 5 | 9 | 2 | 8 | 10 | 4 | 5 | 7 | 1 | 6 | 7 | 5 | 10 | 16 | 3 | 14 | 17 | 9 |
| GALICIA | 23 | 32 | 10 | 25 | 35 | 20 | 124 | 28 | 36 | 33 | 69 | 83 | 147 | 60 | 46 | 58 | 104 | 103 |
| A CORUÑA | 17 | 10 | 5 | 4 | 9 | 18 | 120 | 13 | 32 | 18 | 50 | 83 | 137 | 23 | 37 | 22 | 59 | 101 |
| LUGO | 6 | 4 | 0 | 8 | 8 | 2 | 4 | 1 | 0 | 5 | 5 | 0 | 10 | 5 | 0 | 13 | 13 | 2 |
| OURENSE | 0 | 6 | 2 | 4 | 6 | 0 | 0 | 7 | 3 | 4 | 7 | 0 | 0 | 13 | 5 | 8 | 13 | 0 |
| PONTEVEDRA | 0 | 12 | 3 | 9 | 12 | 0 | 0 | 7 | 1 | 6 | 7 | 0 | 0 | 19 | 4 | 15 | 19 | 0 |
| MADRID | 72 | 197 | 29 | 222 | 251 | 18 | 41 | 118 | 40 | 100 | 140 | 19 | 113 | 315 | 69 | 322 | 391 | 37 |
| MURCIA | 20 | 33 | 9 | 38 | 47 | 6 | 8 | 23 | 6 | 19 | 25 | 6 | 28 | 56 | 15 | 57 | 72 | 12 |
| NAVARRA | 2 | 8 | 1 | 4 | 5 | 5 | 1 | 1 | 0 | 2 | 2 | 0 | 3 | 9 | 1 | 6 | 7 | 5 |
| PAÍS VASCO | 3 | 5 | 0 | 6 | 6 | 2 | 0 | 3 | 0 | 3 | 3 | 0 | 3 | 8 | 0 | 9 | 9 | 2 |
| ARABA/ÁLAVA | 0 | 0 | 0 | 0 | 0 | 0 | 0 | 0 | 0 | 0 | 0 | 0 | 0 | 0 | 0 | 0 | 0 | 0 |
| GIPUZKOA(1) | 0 | 0 | 0 | 0 | 0 | 0 | 0 | 0 | 0 | 0 | 0 | 0 | 0 | 0 | 0 | 0 | 0 | 0 |
| BIZKAIA | 3 | 5 | 0 | 6 | 6 | 2 | 0 | 3 | 0 | 3 | 3 | 0 | 3 | 8 | 0 | 9 | 9 | 2 |
| LA RIOJA | 2 | 4 | 2 | 1 | 3 | 3 | 2 | 1 | 0 | 2 | 2 | 1 | 4 | 5 | 2 | 3 | 5 | 4 |
| CEUTA | 0 | 0 | 0 | 0 | 0 | 0 | 0 | 4 | 4 | 0 | 4 | 0 | 0 | 4 | 4 | 0 | 4 | 0 |
| MELILLA | 0 | 10 | 0 | 10 | 10 | 0 | 0 | 8 | 0 | 8 | 8 | 0 | 0 | 18 | 0 | 18 | 18 | 0 |

TOTAL ESTADO
1.094
1.252
376
806
1.182
1.164
613
741
265
538
803
551
1.707
1.993
641
1.344
1.985
1.715

(1) Datos no facilitados.

7. Revisiones de oficio e instancia de parte: datos de la gestión mensual y anual



PENSIÓN NO CONTRIBUTIVA DE JUBILACIÓN REVISIONES DE OFICIO E INSTANCIA DE PARTE DATOS DE GESTIÓN CORRESPONDIENTES AL MES DE ABRIL DE 2024

| CC.AA. Y/O PROVINCIAS | ENTRADA REVISIONES | REVISIONES EFECTUADAS | | | | | CAUSAS DE EXTINCIÓN DEL DERECHO | | | | | |
|-----------------------------|-----------------------|-----------------------|------------|------------|------------|------------|---------------------------------|------------|-----------|---------------|-----------|------------|
| | | Sin Modif. | Con Modif. | Suspensión | Extinción | TOTAL | Residencia | Personal | U.E.C. | Fallecimiento | Otras | TOTAL |
| | | Cuantía | Cuantía | Pago | Derecho | | | | | | | |
| ANDALUCÍA | 471 | 84 | 71 | 11 | 284 | 450 | 1 | 108 | 26 | 132 | 17 | 284 |
| ALMERÍA | 39 | 3 | 9 | 0 | 23 | 35 | 0 | 11 | 0 | 12 | 0 | 23 |
| CÁDIZ | 145 | 23 | 14 | 0 | 58 | 95 | 0 | 27 | 7 | 23 | 1 | 58 |
| CÓRDOBA | 42 | 17 | 11 | 0 | 30 | 58 | 0 | 12 | 9 | 8 | 1 | 30 |
| GRANADA | 22 | 3 | 2 | 0 | 19 | 24 | 0 | 3 | 0 | 7 | 9 | 19 |
| HUELVA | 17 | 2 | 2 | 0 | 13 | 17 | 0 | 2 | 0 | 10 | 1 | 13 |
| JAÉN | 28 | 2 | 2 | 0 | 24 | 28 | 0 | 9 | 0 | 13 | 2 | 24 |
| MÁLAGA | 105 | 20 | 12 | 10 | 71 | 113 | 1 | 26 | 5 | 37 | 2 | 71 |
| SEVILLA | 73 | 14 | 19 | 1 | 46 | 80 | 0 | 18 | 5 | 22 | 1 | 46 |
| ARAGÓN | 40 | 7 | 6 | 3 | 24 | 40 | 1 | 15 | 0 | 5 | 3 | 24 |
| HUESCA | 14 | 0 | 4 | 0 | 11 | 15 | 0 | 7 | 0 | 2 | 2 | 11 |
| TERUEL | 2 | 0 | 0 | 0 | 2 | 2 | 0 | 0 | 0 | 1 | 1 | 2 |
| ZARAGOZA | 24 | 7 | 2 | 3 | 11 | 23 | 1 | 8 | 0 | 2 | 0 | 11 |
| ASTURIAS | 48 | 4 | 13 | 0 | 23 | 40 | 0 | 7 | 2 | 13 | 1 | 23 |
| ILLES BALEARS | 78 | 12 | 21 | 22 | 29 | 84 | 1 | 9 | 5 | 14 | 0 | 29 |
| CANARIAS | 233 | 90 | 21 | 21 | 113 | 245 | 1 | 51 | 4 | 46 | 11 | 113 |
| LAS PALMAS | 114 | 61 | 8 | 21 | 26 | 116 | 1 | 9 | 2 | 12 | 2 | 26 |
| S.C. TENERIFE | 119 | 29 | 13 | 0 | 87 | 129 | 0 | 42 | 2 | 34 | 9 | 87 |
| CANTABRIA | 91 | 36 | 23 | 12 | 20 | 91 | 0 | 6 | 1 | 7 | 6 | 20 |
| CASTILLA Y LEÓN | 138 | 38 | 48 | 10 | 87 | 183 | 1 | 52 | 9 | 24 | 1 | 87 |
| ÁVILA | 9 | 16 | 11 | 4 | 5 | 36 | 0 | 2 | 2 | 1 | 0 | 5 |
| BURGOS | 10 | 1 | 1 | 0 | 8 | 10 | 0 | 5 | 0 | 3 | 0 | 8 |
| LEÓN | 11 | 1 | 2 | 0 | 8 | 11 | 0 | 3 | 0 | 5 | 0 | 8 |
| PALENCIA | 12 | 2 | 2 | 1 | 7 | 12 | 0 | 3 | 0 | 4 | 0 | 7 |
| SALAMANCA | 36 | 4 | 6 | 0 | 26 | 36 | 0 | 20 | 0 | 5 | 1 | 26 |
| SEGOVIA | 1 | 8 | 1 | 1 | 9 | 19 | 0 | 5 | 1 | 3 | 0 | 9 |
| SORIA | 0 | 0 | 0 | 0 | 0 | 0 | 0 | 0 | 0 | 0 | 0 | 0 |
| VALLADOLID | 41 | 0 | 21 | 4 | 16 | 41 | 1 | 7 | 5 | 3 | 0 | 16 |
| ZAMORA | 18 | 6 | 4 | 0 | 8 | 18 | 0 | 7 | 1 | 0 | 0 | 8 |
| CASTILLA-LA MANCHA | 168 | 46 | 26 | 8 | 60 | 140 | 5 | 25 | 4 | 17 | 9 | 60 |
| ALBACETE | 47 | 2 | 3 | 2 | 16 | 23 | 0 | 5 | 2 | 5 | 4 | 16 |
| CIUDAD REAL | 41 | 6 | 15 | 1 | 18 | 40 | 0 | 8 | 1 | 7 | 2 | 18 |
| CUENCA | 24 | 20 | 2 | 0 | 3 | 25 | 1 | 1 | 0 | 1 | 0 | 3 |
| GUADALAJARA | 18 | 4 | 4 | 3 | 8 | 19 | 3 | 4 | 1 | 0 | 0 | 8 |
| TOLEDO | 38 | 14 | 2 | 2 | 15 | 33 | 1 | 7 | 0 | 4 | 3 | 15 |

(Continúa al dorso)

| CC.AA. Y/O PROVINCIAS | ENTRADA REVISIONES | REVISIONES EFECTUADAS | | | | | CAUSAS DE EXTINCIÓN DEL DERECHO | | | | | |
|-----------------------------|-----------------------|-----------------------|------------|------------|--------------|--------------|---------------------------------|------------|------------|---------------|-----------|--------------|
| | | Sin Modif. | Con Modif. | Suspensión | Extinción | TOTAL | Residencia | Personal | U.E.C. | Fallecimiento | Otras | TOTAL |
| | | Cuantía | Cuantía | Pago | Derecho | | | | | | | |
| CATALUNYA | 195 | 20 | 96 | 5 | 210 | 331 | 4 | 80 | 7 | 114 | 5 | 210 |
| BARCELONA | 141 | 14 | 74 | 5 | 152 | 245 | 4 | 55 | 5 | 84 | 4 | 152 |
| GIRONA | 22 | 4 | 12 | 0 | 22 | 38 | 0 | 10 | 0 | 11 | 1 | 22 |
| LLEIDA | 8 | 0 | 5 | 0 | 15 | 20 | 0 | 3 | 0 | 12 | 0 | 15 |
| TARRAGONA | 24 | 2 | 5 | 0 | 21 | 28 | 0 | 12 | 2 | 7 | 0 | 21 |
| COMUNIDAD VALENCIANA | 302 | 103 | 65 | 4 | 191 | 363 | 0 | 67 | 21 | 101 | 2 | 191 |
| ALICANTE | 75 | 15 | 11 | 0 | 49 | 75 | 0 | 25 | 2 | 22 | 0 | 49 |
| CASTELLÓN | 47 | 17 | 13 | 1 | 16 | 47 | 0 | 4 | 4 | 6 | 2 | 16 |
| VALENCIA | 180 | 71 | 41 | 3 | 126 | 241 | 0 | 38 | 15 | 73 | 0 | 126 |
| EXTREMADURA | 207 | 49 | 33 | 12 | 82 | 176 | 0 | 32 | 8 | 36 | 6 | 82 |
| BADAJOS | 128 | 39 | 24 | 5 | 50 | 118 | 0 | 15 | 6 | 24 | 5 | 50 |
| CÁCERES | 79 | 10 | 9 | 7 | 32 | 58 | 0 | 17 | 2 | 12 | 1 | 32 |
| GALICIA | 312 | 42 | 108 | 13 | 149 | 312 | 0 | 53 | 10 | 73 | 13 | 149 |
| A CORUÑA | 123 | 41 | 30 | 0 | 52 | 123 | 0 | 19 | 1 | 23 | 9 | 52 |
| LUGO | 32 | 0 | 4 | 3 | 25 | 32 | 0 | 5 | 1 | 17 | 2 | 25 |
| OURENSE | 27 | 0 | 7 | 0 | 20 | 27 | 0 | 8 | 1 | 9 | 2 | 20 |
| PONTEVEDRA | 130 | 1 | 67 | 10 | 52 | 130 | 0 | 21 | 7 | 24 | 0 | 52 |
| MADRID | 382 | 78 | 89 | 14 | 201 | 382 | 3 | 66 | 13 | 103 | 16 | 201 |
| MURCIA | 101 | 9 | 39 | 3 | 45 | 96 | 0 | 15 | 13 | 13 | 4 | 45 |
| NAVARRA | 31 | 2 | 13 | 0 | 16 | 31 | 0 | 4 | 1 | 9 | 2 | 16 |
| PAÍS VASCO | 18 | 0 | 8 | 1 | 21 | 30 | 3 | 6 | 1 | 9 | 2 | 21 |
| ARABA/ÁLAVA | 17 | 0 | 0 | 0 | 17 | 17 | 2 | 4 | 0 | 9 | 2 | 17 |
| GIPUZKOA | 0 | 0 | 0 | 0 | 0 | 0 | 0 | 0 | 0 | 0 | 0 | 0 |
| BIZKAIA | 1 | 0 | 8 | 1 | 4 | 13 | 1 | 2 | 1 | 0 | 0 | 4 |
| LA RIOJA | 20 | 5 | 4 | 0 | 11 | 20 | 0 | 6 | 1 | 4 | 0 | 11 |
| CEUTA | 16 | 0 | 10 | 0 | 6 | 16 | 1 | 0 | 1 | 4 | 0 | 6 |
| MELILLA | 20 | 4 | 9 | 0 | 7 | 20 | 1 | 1 | 1 | 3 | 1 | 7 |
| TOTAL ESTADO | 2.871 | 629 | 703 | 139 | 1.579 | 3.050 | 22 | 603 | 128 | 727 | 99 | 1.579 |

PENSIÓN NO CONTRIBUTIVA DE INVALIDEZ REVISIONES DE OFICIO E INSTANCIA DE PARTE DATOS DE GESTIÓN CORRESPONDIENTES AL MES DE ABRIL DE 2024

| CC.AA. Y/O PROVINCIAS | ENTRADA REVISIONES | REVISIONES EFECTUADAS | | | | | | | | CAUSAS DE EXTINCIÓN DEL DERECHO | | | | | | |
|-----------------------------|-----------------------|-----------------------|-----------------------|----------------|-----------|--------------------|----------------------------|----------------------|------------|---------------------------------|-----------|-----------|----------|---------------|-----------|------------|
| | | Sin Modif. Cuantía | Con Modif. Cuantía | Suspensión PNC | | Compat. PNC 366 | Recuperación Art. 363.1 | Extinción Derecho | TOTAL | Residencia | Personal | U.E.C. | Grado | Fallecimiento | Otras | TOTAL |
| | | | | Art. 363.1 | Pago | | | | | | | | | | | |
| ANDALUCÍA | 506 | 144 | 93 | 13 | 12 | 27 | 46 | 215 | 550 | 1 | 51 | 22 | 7 | 110 | 24 | 215 |
| ALMERÍA | 33 | 5 | 8 | 1 | 0 | 0 | 3 | 18 | 35 | 0 | 3 | 0 | 0 | 15 | 0 | 18 |
| CÁDIZ | 163 | 27 | 16 | 2 | 3 | 15 | 8 | 51 | 122 | 0 | 12 | 5 | 0 | 27 | 7 | 51 |
| CÓRDOBA | 36 | 24 | 5 | 1 | 3 | 3 | 2 | 25 | 63 | 0 | 3 | 6 | 2 | 8 | 6 | 25 |
| GRANADA | 42 | 10 | 1 | 3 | 0 | 0 | 5 | 15 | 34 | 0 | 2 | 1 | 1 | 5 | 6 | 15 |
| HUELVA | 28 | 19 | 10 | 0 | 1 | 0 | 2 | 8 | 40 | 0 | 0 | 0 | 1 | 7 | 0 | 8 |
| JAÉN | 17 | 6 | 4 | 0 | 0 | 0 | 1 | 10 | 21 | 0 | 3 | 0 | 0 | 5 | 2 | 10 |
| MÁLAGA | 93 | 17 | 15 | 2 | 3 | 3 | 14 | 58 | 112 | 1 | 21 | 6 | 1 | 29 | 0 | 58 |
| SEVILLA | 94 | 36 | 34 | 4 | 2 | 6 | 11 | 30 | 123 | 0 | 7 | 4 | 2 | 14 | 3 | 30 |
| ARAGÓN | 34 | 4 | 5 | 2 | 4 | 1 | 1 | 19 | 36 | 0 | 3 | 3 | 1 | 5 | 7 | 19 |
| HUESCA | 11 | 0 | 1 | 0 | 0 | 0 | 0 | 10 | 11 | 0 | 2 | 2 | 1 | 2 | 3 | 10 |
| TERUEL | 0 | 0 | 0 | 0 | 0 | 0 | 0 | 0 | 0 | 0 | 0 | 0 | 0 | 0 | 0 | 0 |
| ZARAGOZA | 23 | 4 | 4 | 2 | 4 | 1 | 1 | 9 | 25 | 0 | 1 | 1 | 0 | 3 | 4 | 9 |
| ASTURIAS | 48 | 4 | 9 | 5 | 1 | 3 | 0 | 21 | 43 | 0 | 7 | 0 | 0 | 12 | 2 | 21 |
| ILLES BALEARS | 61 | 15 | 9 | 0 | 12 | 4 | 0 | 22 | 62 | 0 | 6 | 1 | 2 | 11 | 2 | 22 |
| CANARIAS | 430 | 171 | 42 | 0 | 38 | 3 | 0 | 94 | 348 | 0 | 25 | 7 | 3 | 41 | 18 | 94 |
| LAS PALMAS | 203 | 97 | 16 | 0 | 28 | 2 | 0 | 27 | 170 | 0 | 11 | 1 | 0 | 8 | 7 | 27 |
| S.C. TENERIFE | 227 | 74 | 26 | 0 | 10 | 1 | 0 | 67 | 178 | 0 | 14 | 6 | 3 | 33 | 11 | 67 |
| CANTABRIA | 93 | 30 | 21 | 0 | 14 | 0 | 5 | 23 | 93 | 0 | 6 | 1 | 0 | 7 | 9 | 23 |
| CASTILLA Y LEÓN | 184 | 53 | 49 | 34 | 6 | 9 | 3 | 69 | 223 | 0 | 24 | 12 | 4 | 21 | 8 | 69 |
| ÁVILA | 18 | 16 | 10 | 0 | 2 | 0 | 0 | 5 | 33 | 0 | 1 | 4 | 0 | 0 | 0 | 5 |
| BURGOS | 18 | 2 | 7 | 0 | 0 | 1 | 0 | 8 | 18 | 0 | 4 | 0 | 2 | 2 | 0 | 8 |
| LEÓN | 22 | 3 | 4 | 0 | 1 | 2 | 1 | 11 | 22 | 0 | 1 | 1 | 1 | 8 | 0 | 11 |
| PALENCIA | 8 | 1 | 1 | 1 | 0 | 0 | 0 | 5 | 8 | 0 | 0 | 0 | 0 | 2 | 3 | 5 |
| SALAMANCA | 25 | 2 | 8 | 2 | 0 | 0 | 0 | 13 | 25 | 0 | 4 | 0 | 0 | 7 | 2 | 13 |
| SEGOVIA | 4 | 18 | 1 | 0 | 2 | 0 | 0 | 7 | 28 | 0 | 5 | 1 | 1 | 0 | 0 | 7 |
| SORIA | 2 | 0 | 1 | 0 | 0 | 0 | 0 | 1 | 2 | 0 | 0 | 0 | 0 | 0 | 1 | 1 |
| VALLADOLID | 65 | 1 | 11 | 30 | 1 | 6 | 2 | 14 | 65 | 0 | 5 | 6 | 0 | 1 | 2 | 14 |
| ZAMORA | 22 | 10 | 6 | 1 | 0 | 0 | 0 | 5 | 22 | 0 | 4 | 0 | 0 | 1 | 0 | 5 |
| CASTILLA-LA MANCHA | 287 | 81 | 56 | 0 | 18 | 23 | 2 | 67 | 247 | 0 | 16 | 10 | 2 | 17 | 22 | 67 |
| ALBACETE | 78 | 14 | 6 | 0 | 3 | 1 | 0 | 14 | 38 | 0 | 2 | 1 | 2 | 7 | 2 | 14 |
| CIUDAD REAL | 85 | 21 | 26 | 0 | 4 | 10 | 0 | 22 | 83 | 0 | 5 | 0 | 0 | 5 | 12 | 22 |
| CUENCA | 55 | 36 | 7 | 0 | 2 | 7 | 2 | 7 | 61 | 0 | 0 | 2 | 0 | 1 | 4 | 7 |
| GUADALAJARA | 16 | 3 | 4 | 0 | 5 | 4 | 0 | 7 | 23 | 0 | 4 | 1 | 0 | 2 | 0 | 7 |
| TOLEDO | 53 | 7 | 13 | 0 | 4 | 1 | 0 | 17 | 42 | 0 | 5 | 6 | 0 | 2 | 4 | 17 |

(Continúa al dorso)

| CC.AA. Y/O PROVINCIAS | ENTRADA REVISIONES | REVISIONES EFECTUADAS | | | | | | | | CAUSAS DE EXTINCIÓN DEL DERECHO | | | | | | |
|-----------------------------|-----------------------|-----------------------|-----------------------|----------------|-----------|--------------------|----------------------------|----------------------|------------|---------------------------------|-----------|-----------|-----------|---------------|-----------|------------|
| | | Sin Modif. Cuantía | Con Modif. Cuantía | Suspensión PNC | | Compat. PNC 366 | Recuperación Art. 363.1 | Extinción Derecho | TOTAL | Residencia | Personal | U.E.C. | Grado | Fallecimiento | Otras | TOTAL |
| | | | | Art. 363.1 | Pago | | | | | | | | | | | |
| CATALUNYA | 323 | 32 | 113 | 69 | 0 | 0 | 0 | 210 | 424 | 2 | 46 | 11 | 10 | 94 | 47 | 210 |
| BARCELONA | 219 | 20 | 74 | 36 | 0 | 0 | 0 | 148 | 278 | 1 | 30 | 8 | 6 | 73 | 30 | 148 |
| GIRONA | 43 | 10 | 18 | 7 | 0 | 0 | 0 | 17 | 52 | 1 | 3 | 0 | 0 | 6 | 7 | 17 |
| LLEIDA | 12 | 0 | 7 | 6 | 0 | 0 | 0 | 15 | 28 | 0 | 5 | 1 | 1 | 7 | 1 | 15 |
| TARRAGONA | 49 | 2 | 14 | 20 | 0 | 0 | 0 | 30 | 66 | 0 | 8 | 2 | 3 | 8 | 9 | 30 |
| COMUNIDAD VALENCIANA | 98 | 22 | 22 | 1 | 4 | 3 | 1 | 45 | 98 | 0 | 14 | 4 | 4 | 19 | 4 | 45 |
| ALICANTE | 40 | 4 | 8 | 0 | 2 | 0 | 1 | 25 | 40 | 0 | 10 | 1 | 0 | 13 | 1 | 25 |
| CASTELLÓN | 58 | 18 | 14 | 1 | 2 | 3 | 0 | 20 | 58 | 0 | 4 | 3 | 4 | 6 | 3 | 20 |
| VALENCIA | 0 | 0 | 0 | 0 | 0 | 0 | 0 | 0 | 0 | 0 | 0 | 0 | 0 | 0 | 0 | 0 |
| EXTREMADURA | 232 | 112 | 51 | 4 | 5 | 11 | 2 | 29 | 214 | 0 | 7 | 6 | 1 | 11 | 4 | 29 |
| BADAJOS | 149 | 73 | 29 | 4 | 4 | 9 | 1 | 14 | 134 | 0 | 5 | 2 | 0 | 4 | 3 | 14 |
| CÁCERES | 83 | 39 | 22 | 0 | 1 | 2 | 1 | 15 | 80 | 0 | 2 | 4 | 1 | 7 | 1 | 15 |
| GALICIA | 316 | 76 | 115 | 2 | 17 | 2 | 5 | 99 | 316 | 0 | 15 | 13 | 4 | 50 | 17 | 99 |
| A CORUÑA | 140 | 65 | 40 | 0 | 0 | 0 | 3 | 32 | 140 | 0 | 12 | 1 | 2 | 15 | 2 | 32 |
| LUGO | 27 | 0 | 8 | 1 | 2 | 0 | 0 | 16 | 27 | 0 | 1 | 2 | 0 | 5 | 8 | 16 |
| OURENSE | 39 | 9 | 9 | 1 | 1 | 2 | 2 | 15 | 39 | 0 | 0 | 1 | 0 | 7 | 7 | 15 |
| PONTEVEDRA | 110 | 2 | 58 | 0 | 14 | 0 | 0 | 36 | 110 | 0 | 2 | 9 | 2 | 23 | 0 | 36 |
| MADRID | 267 | 49 | 64 | 16 | 3 | 4 | 0 | 131 | 267 | 0 | 30 | 12 | 4 | 54 | 31 | 131 |
| MURCIA | 179 | 50 | 45 | 6 | 1 | 1 | 0 | 51 | 154 | 0 | 12 | 10 | 1 | 23 | 5 | 51 |
| NAVARRA | 11 | 0 | 6 | 0 | 0 | 1 | 0 | 4 | 11 | 0 | 0 | 0 | 0 | 1 | 3 | 4 |
| PAÍS VASCO | 27 | 0 | 7 | 0 | 2 | 0 | 0 | 18 | 27 | 0 | 12 | 0 | 2 | 3 | 1 | 18 |
| ÁLAVA | 13 | 0 | 0 | 0 | 0 | 0 | 0 | 13 | 13 | 0 | 11 | 0 | 2 | 0 | 0 | 13 |
| GUIPÚZCOA | 0 | 0 | 0 | 0 | 0 | 0 | 0 | 0 | 0 | 0 | 0 | 0 | 0 | 0 | 0 | 0 |
| VIZCAYA | 14 | 0 | 7 | 0 | 2 | 0 | 0 | 5 | 14 | 0 | 1 | 0 | 0 | 3 | 1 | 5 |
| LA RIOJA | 15 | 3 | 4 | 0 | 0 | 0 | 1 | 7 | 15 | 0 | 2 | 0 | 0 | 2 | 3 | 7 |
| CEUTA | 40 | 1 | 24 | 3 | 2 | 1 | 0 | 9 | 40 | 0 | 1 | 3 | 0 | 4 | 1 | 9 |
| MELILLA | 38 | 3 | 17 | 1 | 3 | 4 | 0 | 10 | 38 | 3 | 2 | 1 | 0 | 1 | 3 | 10 |

| | | | | | | | | | | | | | | | | |
|---------------------|--------------|------------|------------|------------|------------|-----------|-----------|--------------|--------------|----------|------------|------------|-----------|------------|------------|--------------|
| TOTAL ESTADO | 3.189 | 850 | 752 | 156 | 142 | 97 | 66 | 1.143 | 3.206 | 6 | 279 | 116 | 45 | 486 | 211 | 1.143 |
|---------------------|--------------|------------|------------|------------|------------|-----------|-----------|--------------|--------------|----------|------------|------------|-----------|------------|------------|--------------|

TOTAL PENSIONES NO CONTRIBUTIVAS REVISIONES DE OFICIO E INSTANCIA DE PARTE DATOS DE GESTIÓN CORRESPONDIENTES AL MES DE ABRIL DE 2024

| CC.AA. Y/O PROVINCIAS | ENTRADA REVISIONES | REVISIONES EFECTUADAS | | | | | | | | CAUSAS DE EXTINCIÓN DEL DERECHO | | | | | | |
|-----------------------------|-----------------------|-----------------------|-----------------------|----------------|-----------|--------------------|----------------------------|----------------------|--------------|---------------------------------|------------|-----------|----------|---------------|-----------|------------|
| | | Sin Modif. Cuantía | Con Modif. Cuantía | Suspensión PNC | | Compat. PNC 366 | Recuperación Art. 363.1 | Extinción Derecho | TOTAL | Residencia | Personal | U.E.C. | Grado | Fallecimiento | Otras | TOTAL |
| | | | | Art. 363.1 | Pago | | | | | | | | | | | |
| ANDALUCÍA | 977 | 228 | 164 | 13 | 23 | 27 | 46 | 499 | 1.000 | 2 | 159 | 48 | 7 | 242 | 41 | 499 |
| ALMERÍA | 72 | 8 | 17 | 1 | 0 | 0 | 3 | 41 | 70 | 0 | 14 | 0 | 0 | 27 | 0 | 41 |
| CÁDIZ | 308 | 50 | 30 | 2 | 3 | 15 | 8 | 109 | 217 | 0 | 39 | 12 | 0 | 50 | 8 | 109 |
| CÓRDOBA | 78 | 41 | 16 | 1 | 3 | 3 | 2 | 55 | 121 | 0 | 15 | 15 | 2 | 16 | 7 | 55 |
| GRANADA | 64 | 13 | 3 | 3 | 0 | 0 | 5 | 34 | 58 | 0 | 5 | 1 | 1 | 12 | 15 | 34 |
| HUELVA | 45 | 21 | 12 | 0 | 1 | 0 | 2 | 21 | 57 | 0 | 2 | 0 | 1 | 17 | 1 | 21 |
| JAÉN | 45 | 8 | 6 | 0 | 0 | 0 | 1 | 34 | 49 | 0 | 12 | 0 | 0 | 18 | 4 | 34 |
| MÁLAGA | 198 | 37 | 27 | 2 | 13 | 3 | 14 | 129 | 225 | 2 | 47 | 11 | 1 | 66 | 2 | 129 |
| SEVILLA | 167 | 50 | 53 | 4 | 3 | 6 | 11 | 76 | 203 | 0 | 25 | 9 | 2 | 36 | 4 | 76 |
| ARAGÓN | 74 | 11 | 11 | 2 | 7 | 1 | 1 | 43 | 76 | 1 | 18 | 3 | 1 | 10 | 10 | 43 |
| HUESCA | 25 | 0 | 5 | 0 | 0 | 0 | 0 | 21 | 26 | 0 | 9 | 2 | 1 | 4 | 5 | 21 |
| TERUEL | 2 | 0 | 0 | 0 | 0 | 0 | 0 | 2 | 2 | 0 | 0 | 0 | 0 | 1 | 1 | 2 |
| ZARAGOZA | 47 | 11 | 6 | 2 | 7 | 1 | 1 | 20 | 48 | 1 | 9 | 1 | 0 | 5 | 4 | 20 |
| ASTURIAS | 96 | 8 | 22 | 5 | 1 | 3 | 0 | 44 | 83 | 0 | 14 | 2 | 0 | 25 | 3 | 44 |
| ILLES BALEARS | 139 | 27 | 30 | 0 | 34 | 4 | 0 | 51 | 146 | 1 | 15 | 6 | 2 | 25 | 2 | 51 |
| CANARIAS | 663 | 261 | 63 | 0 | 59 | 3 | 0 | 207 | 593 | 1 | 76 | 11 | 3 | 87 | 29 | 207 |
| LAS PALMAS | 317 | 158 | 24 | 0 | 49 | 2 | 0 | 53 | 286 | 1 | 20 | 3 | 0 | 20 | 9 | 53 |
| S.C. TENERIFE | 346 | 103 | 39 | 0 | 10 | 1 | 0 | 154 | 307 | 0 | 56 | 8 | 3 | 67 | 20 | 154 |
| CANTABRIA | 184 | 66 | 44 | 0 | 26 | 0 | 5 | 43 | 184 | 0 | 12 | 2 | 0 | 14 | 15 | 43 |
| CASTILLA Y LEÓN | 322 | 91 | 97 | 34 | 16 | 9 | 3 | 156 | 406 | 1 | 76 | 21 | 4 | 45 | 9 | 156 |
| ÁVILA | 27 | 32 | 21 | 0 | 6 | 0 | 0 | 10 | 69 | 0 | 3 | 6 | 0 | 1 | 0 | 10 |
| BURGOS | 28 | 3 | 8 | 0 | 0 | 1 | 0 | 16 | 28 | 0 | 9 | 0 | 2 | 5 | 0 | 16 |
| LEÓN | 33 | 4 | 6 | 0 | 1 | 2 | 1 | 19 | 33 | 0 | 4 | 1 | 1 | 13 | 0 | 19 |
| PALENCIA | 20 | 3 | 3 | 1 | 1 | 0 | 0 | 12 | 20 | 0 | 3 | 0 | 0 | 6 | 3 | 12 |
| SALAMANCA | 61 | 6 | 14 | 2 | 0 | 0 | 0 | 39 | 61 | 0 | 24 | 0 | 0 | 12 | 3 | 39 |
| SEGOVIA | 5 | 26 | 2 | 0 | 3 | 0 | 0 | 16 | 47 | 0 | 10 | 2 | 1 | 3 | 0 | 16 |
| SORIA | 2 | 0 | 1 | 0 | 0 | 0 | 0 | 1 | 2 | 0 | 0 | 0 | 0 | 0 | 1 | 1 |
| VALLADOLID | 106 | 1 | 32 | 30 | 5 | 6 | 2 | 30 | 106 | 1 | 12 | 11 | 0 | 4 | 2 | 30 |
| ZAMORA | 40 | 16 | 10 | 1 | 0 | 0 | 0 | 13 | 40 | 0 | 11 | 1 | 0 | 1 | 0 | 13 |
| CASTILLA-LA MANCHA | 455 | 127 | 82 | 0 | 26 | 23 | 2 | 127 | 387 | 5 | 41 | 14 | 2 | 34 | 31 | 127 |
| ALBACETE | 125 | 16 | 9 | 0 | 5 | 1 | 0 | 30 | 61 | 0 | 7 | 3 | 2 | 12 | 6 | 30 |
| CIUDAD REAL | 126 | 27 | 41 | 0 | 5 | 10 | 0 | 40 | 123 | 0 | 13 | 1 | 0 | 12 | 14 | 40 |
| CUENCA | 79 | 56 | 9 | 0 | 2 | 7 | 2 | 10 | 86 | 1 | 1 | 2 | 0 | 2 | 4 | 10 |
| GUADALAJARA | 34 | 7 | 8 | 0 | 8 | 4 | 0 | 15 | 42 | 3 | 8 | 2 | 0 | 2 | 0 | 15 |
| TOLEDO | 91 | 21 | 15 | 0 | 6 | 1 | 0 | 32 | 75 | 1 | 12 | 6 | 0 | 6 | 7 | 32 |

(Continúa al dorso)

| CC.AA. Y/O PROVINCIAS | ENTRADA REVISIONES | REVISIONES EFECTUADAS | | | | | | | | CAUSAS DE EXTINCIÓN DEL DERECHO | | | | | | |
|-----------------------------|-----------------------|-----------------------|-----------------------|----------------|-----------|--------------------|----------------------------|----------------------|------------|---------------------------------|------------|-----------|-----------|---------------|-----------|------------|
| | | Sin Modif. Cuantía | Con Modif. Cuantía | Suspensión PNC | | Compat. PNC 366 | Recuperación Art. 363.1 | Extinción Derecho | TOTAL | Residencia | Personal | U.E.C. | Grado | Fallecimiento | Otras | TOTAL |
| | | | | Art. 363.1 | Pago | | | | | | | | | | | |
| CATALUNYA | 518 | 52 | 209 | 69 | 5 | 0 | 0 | 420 | 755 | 6 | 126 | 18 | 10 | 208 | 52 | 420 |
| BARCELONA | 360 | 34 | 148 | 36 | 5 | 0 | 0 | 300 | 523 | 5 | 85 | 13 | 6 | 157 | 34 | 300 |
| GIRONA | 65 | 14 | 30 | 7 | 0 | 0 | 0 | 39 | 90 | 1 | 13 | 0 | 0 | 17 | 8 | 39 |
| LLEIDA | 20 | 0 | 12 | 6 | 0 | 0 | 0 | 30 | 48 | 0 | 8 | 1 | 1 | 19 | 1 | 30 |
| TARRAGONA | 73 | 4 | 19 | 20 | 0 | 0 | 0 | 51 | 94 | 0 | 20 | 4 | 3 | 15 | 9 | 51 |
| COMUNIDAD VALENCIANA | 400 | 125 | 87 | 1 | 8 | 3 | 1 | 236 | 461 | 0 | 81 | 25 | 4 | 120 | 6 | 236 |
| ALICANTE | 115 | 19 | 19 | 0 | 2 | 0 | 1 | 74 | 115 | 0 | 35 | 3 | 0 | 35 | 1 | 74 |
| CASTELLÓN | 105 | 35 | 27 | 1 | 3 | 3 | 0 | 36 | 105 | 0 | 8 | 7 | 4 | 12 | 5 | 36 |
| VALENCIA | 180 | 71 | 41 | 0 | 3 | 0 | 0 | 126 | 241 | 0 | 38 | 15 | 0 | 73 | 0 | 126 |
| EXTREMADURA | 439 | 161 | 84 | 4 | 17 | 11 | 2 | 111 | 390 | 0 | 39 | 14 | 1 | 47 | 10 | 111 |
| BADAJOS | 277 | 112 | 53 | 4 | 9 | 9 | 1 | 64 | 252 | 0 | 20 | 8 | 0 | 28 | 8 | 64 |
| CÁCERES | 162 | 49 | 31 | 0 | 8 | 2 | 1 | 47 | 138 | 0 | 19 | 6 | 1 | 19 | 2 | 47 |
| GALICIA | 628 | 118 | 223 | 2 | 30 | 2 | 5 | 248 | 628 | 0 | 68 | 23 | 4 | 123 | 30 | 248 |
| A CORUÑA | 263 | 106 | 70 | 0 | 0 | 0 | 3 | 84 | 263 | 0 | 31 | 2 | 2 | 38 | 11 | 84 |
| LUGO | 59 | 0 | 12 | 1 | 5 | 0 | 0 | 41 | 59 | 0 | 6 | 3 | 0 | 22 | 10 | 41 |
| OURENSE | 66 | 9 | 16 | 1 | 1 | 2 | 2 | 35 | 66 | 0 | 8 | 2 | 0 | 16 | 9 | 35 |
| PONTEVEDRA | 240 | 3 | 125 | 0 | 24 | 0 | 0 | 88 | 240 | 0 | 23 | 16 | 2 | 47 | 0 | 88 |
| MADRID | 649 | 127 | 153 | 16 | 17 | 4 | 0 | 332 | 649 | 3 | 96 | 25 | 4 | 157 | 47 | 332 |
| MURCIA | 280 | 59 | 84 | 6 | 4 | 1 | 0 | 96 | 250 | 0 | 27 | 23 | 1 | 36 | 9 | 96 |
| NAVARRA | 42 | 2 | 19 | 0 | 0 | 1 | 0 | 20 | 42 | 0 | 4 | 1 | 0 | 10 | 5 | 20 |
| PAÍS VASCO | 45 | 0 | 15 | 0 | 3 | 0 | 0 | 39 | 57 | 3 | 18 | 1 | 2 | 12 | 3 | 39 |
| ÁLAVA | 30 | 0 | 0 | 0 | 0 | 0 | 0 | 30 | 30 | 2 | 15 | 0 | 2 | 9 | 2 | 30 |
| GUIPÚZCOA | 0 | 0 | 0 | 0 | 0 | 0 | 0 | 0 | 0 | 0 | 0 | 0 | 0 | 0 | 0 | 0 |
| VIZCAYA | 15 | 0 | 15 | 0 | 3 | 0 | 0 | 9 | 27 | 1 | 3 | 1 | 0 | 3 | 1 | 9 |
| LA RIOJA | 35 | 8 | 8 | 0 | 0 | 0 | 1 | 18 | 35 | 0 | 8 | 1 | 0 | 6 | 3 | 18 |
| CEUTA | 56 | 1 | 34 | 3 | 2 | 1 | 0 | 15 | 56 | 1 | 1 | 4 | 0 | 8 | 1 | 15 |
| MELILLA | 58 | 7 | 26 | 1 | 3 | 4 | 0 | 17 | 58 | 4 | 3 | 2 | 0 | 4 | 4 | 17 |

| | | | | | | | | | | | | | | | | |
|---------------------|--------------|--------------|--------------|------------|------------|-----------|-----------|--------------|--------------|-----------|------------|------------|-----------|--------------|------------|--------------|
| TOTAL ESTADO | 6.060 | 1.479 | 1.455 | 156 | 281 | 97 | 66 | 2.722 | 6.256 | 28 | 882 | 244 | 45 | 1.213 | 310 | 2.722 |
|---------------------|--------------|--------------|--------------|------------|------------|-----------|-----------|--------------|--------------|-----------|------------|------------|-----------|--------------|------------|--------------|

PENSIÓN NO CONTRIBUTIVA DE JUBILACIÓN REVISIONES DE OFICIO E INSTANCIA DE PARTE DATOS DE GESTIÓN ACUMULADA CORRESPONDIENTES AL AÑO 2024 HASTA ABRIL

| CC.AA. Y/O PROVINCIAS | ENTRADA REVISIONES | REVISIONES EFECTUADAS | | | | | CAUSAS DE EXTINCIÓN DEL DERECHO | | | | | |
|-----------------------------|-----------------------|-----------------------|------------|------------|--------------|--------------|---------------------------------|------------|------------|---------------|-----------|--------------|
| | | Sin Modif. | Con Modif. | Suspensión | Extinción | TOTAL | Residencia | Personal | U.E.C. | Fallecimiento | Otras | TOTAL |
| | | Cuantía | Cuantía | Pago | Derecho | | | | | | | |
| ANDALUCÍA | 2.369 | 505 | 356 | 45 | 1.395 | 2.301 | 3 | 531 | 110 | 696 | 55 | 1.395 |
| ALMERÍA | 177 | 38 | 38 | 1 | 90 | 167 | 0 | 35 | 1 | 52 | 2 | 90 |
| CÁDIZ | 468 | 74 | 57 | 9 | 246 | 386 | 1 | 101 | 23 | 109 | 12 | 246 |
| CÓRDOBA | 251 | 58 | 51 | 0 | 144 | 253 | 0 | 50 | 23 | 67 | 4 | 144 |
| GRANADA | 145 | 28 | 21 | 2 | 102 | 153 | 0 | 27 | 3 | 56 | 16 | 102 |
| HUELVA | 105 | 13 | 23 | 0 | 70 | 106 | 0 | 22 | 4 | 42 | 2 | 70 |
| JAÉN | 123 | 12 | 13 | 1 | 97 | 123 | 0 | 40 | 2 | 50 | 5 | 97 |
| MÁLAGA | 515 | 150 | 52 | 26 | 308 | 536 | 2 | 112 | 25 | 165 | 4 | 308 |
| SEVILLA | 585 | 132 | 101 | 6 | 338 | 577 | 0 | 144 | 29 | 155 | 10 | 338 |
| ARAGÓN | 209 | 35 | 32 | 20 | 116 | 203 | 2 | 44 | 13 | 45 | 12 | 116 |
| HUESCA | 47 | 0 | 8 | 2 | 35 | 45 | 0 | 15 | 3 | 14 | 3 | 35 |
| TERUEL | 23 | 3 | 5 | 0 | 12 | 20 | 1 | 2 | 1 | 3 | 5 | 12 |
| ZARAGOZA | 139 | 32 | 19 | 18 | 69 | 138 | 1 | 27 | 9 | 28 | 4 | 69 |
| ASTURIAS | 210 | 8 | 76 | 0 | 127 | 211 | 0 | 31 | 14 | 79 | 3 | 127 |
| ILLES BALEARS | 353 | 87 | 99 | 55 | 117 | 358 | 1 | 29 | 10 | 76 | 1 | 117 |
| CANARIAS | 917 | 261 | 103 | 149 | 493 | 1.006 | 5 | 113 | 9 | 344 | 22 | 493 |
| LAS PALMAS | 413 | 137 | 42 | 144 | 213 | 536 | 3 | 45 | 5 | 153 | 7 | 213 |
| S.C. TENERIFE | 504 | 124 | 61 | 5 | 280 | 470 | 2 | 68 | 4 | 191 | 15 | 280 |
| CANTABRIA | 339 | 148 | 95 | 24 | 73 | 340 | 0 | 34 | 5 | 25 | 9 | 73 |
| CASTILLA Y LEÓN | 644 | 187 | 210 | 33 | 385 | 815 | 2 | 199 | 46 | 134 | 4 | 385 |
| ÁVILA | 46 | 36 | 17 | 10 | 19 | 82 | 0 | 6 | 9 | 4 | 0 | 19 |
| BURGOS | 56 | 7 | 8 | 0 | 41 | 56 | 0 | 24 | 2 | 15 | 0 | 41 |
| LEÓN | 122 | 12 | 44 | 3 | 63 | 122 | 0 | 23 | 7 | 31 | 2 | 63 |
| PALENCIA | 27 | 5 | 9 | 1 | 44 | 59 | 0 | 27 | 0 | 17 | 0 | 44 |
| SALAMANCA | 123 | 16 | 25 | 0 | 82 | 123 | 1 | 43 | 6 | 30 | 2 | 82 |
| SEGOVIA | 5 | 63 | 6 | 9 | 30 | 108 | 0 | 21 | 2 | 7 | 0 | 30 |
| SORIA | 5 | 0 | 0 | 0 | 5 | 5 | 0 | 3 | 0 | 2 | 0 | 5 |
| VALLADOLID | 172 | 19 | 80 | 9 | 64 | 172 | 1 | 33 | 14 | 16 | 0 | 64 |
| ZAMORA | 88 | 29 | 21 | 1 | 37 | 88 | 0 | 19 | 6 | 12 | 0 | 37 |
| CASTILLA-LA MANCHA | 734 | 216 | 184 | 27 | 264 | 691 | 8 | 87 | 23 | 118 | 28 | 264 |
| ALBACETE | 216 | 81 | 39 | 5 | 66 | 191 | 0 | 21 | 10 | 28 | 7 | 66 |
| CIUDAD REAL | 232 | 46 | 92 | 3 | 81 | 222 | 2 | 29 | 3 | 38 | 9 | 81 |
| CUENCA | 79 | 34 | 16 | 0 | 25 | 75 | 1 | 10 | 3 | 8 | 3 | 25 |
| GUADALAJARA | 44 | 14 | 13 | 9 | 25 | 61 | 4 | 11 | 3 | 7 | 0 | 25 |
| TOLEDO | 163 | 41 | 24 | 10 | 67 | 142 | 1 | 16 | 4 | 37 | 9 | 67 |

(Continúa al dorso)

| CC.AA. Y/O PROVINCIAS | ENTRADA REVISIONES | REVISIONES EFECTUADAS | | | | | CAUSAS DE EXTINCIÓN DEL DERECHO | | | | | |
|-----------------------------|-----------------------|-----------------------|--------------|------------|--------------|---------------|---------------------------------|--------------|------------|---------------|------------|--------------|
| | | Sin Modif. | Con Modif. | Suspensión | Extinción | TOTAL | Residencia | Personal | U.E.C. | Fallecimiento | Otras | TOTAL |
| | | Cuantía | Cuantía | Pago | Derecho | | | | | | | |
| CATALUNYA | 376 | 28 | 137 | 5 | 536 | 706 | 5 | 170 | 13 | 342 | 6 | 536 |
| BARCELONA | 264 | 21 | 101 | 5 | 375 | 502 | 4 | 110 | 11 | 246 | 4 | 375 |
| GIRONA | 46 | 4 | 18 | 0 | 67 | 89 | 0 | 25 | 0 | 40 | 2 | 67 |
| LLEIDA | 19 | 1 | 6 | 0 | 34 | 41 | 0 | 10 | 0 | 24 | 0 | 34 |
| TARRAGONA | 47 | 2 | 12 | 0 | 60 | 74 | 1 | 25 | 2 | 32 | 0 | 60 |
| COMUNIDAD VALENCIANA | 999 | 322 | 240 | 28 | 684 | 1.274 | 2 | 276 | 46 | 345 | 15 | 684 |
| ALICANTE | 357 | 55 | 56 | 1 | 247 | 359 | 2 | 93 | 6 | 145 | 1 | 247 |
| CASTELLÓN | 111 | 53 | 44 | 3 | 59 | 159 | 0 | 25 | 7 | 22 | 5 | 59 |
| VALENCIA | 531 | 214 | 140 | 24 | 378 | 756 | 0 | 158 | 33 | 178 | 9 | 378 |
| EXTREMADURA | 1.451 | 399 | 120 | 34 | 216 | 769 | 1 | 55 | 28 | 122 | 10 | 216 |
| BADAJOS | 610 | 258 | 78 | 17 | 127 | 480 | 1 | 30 | 19 | 71 | 6 | 127 |
| CÁCERES | 841 | 141 | 42 | 17 | 89 | 289 | 0 | 25 | 9 | 51 | 4 | 89 |
| GALICIA | 1.304 | 241 | 398 | 24 | 635 | 1.298 | 14 | 179 | 51 | 357 | 34 | 635 |
| A CORUÑA | 688 | 230 | 191 | 6 | 261 | 688 | 12 | 72 | 15 | 144 | 18 | 261 |
| LUGO | 111 | 1 | 11 | 7 | 86 | 105 | 1 | 17 | 5 | 55 | 8 | 86 |
| OURENSE | 131 | 4 | 36 | 1 | 90 | 131 | 1 | 28 | 1 | 52 | 8 | 90 |
| PONTEVEDRA | 374 | 6 | 160 | 10 | 198 | 374 | 0 | 62 | 30 | 106 | 0 | 198 |
| MADRID | 1.222 | 193 | 267 | 40 | 722 | 1.222 | 11 | 164 | 38 | 402 | 107 | 722 |
| MURCIA | 408 | 64 | 130 | 10 | 194 | 398 | 1 | 67 | 23 | 86 | 17 | 194 |
| NAVARRA | 108 | 6 | 28 | 8 | 66 | 108 | 0 | 19 | 5 | 36 | 6 | 66 |
| PAÍS VASCO | 80 | 1 | 20 | 9 | 62 | 92 | 9 | 22 | 3 | 22 | 6 | 62 |
| ARABA/ÁLAVA | 47 | 0 | 0 | 2 | 45 | 47 | 6 | 12 | 0 | 21 | 6 | 45 |
| GIPUZKOA | 0 | 0 | 0 | 0 | 0 | 0 | 0 | 0 | 0 | 0 | 0 | 0 |
| BIZKAIA | 33 | 1 | 20 | 7 | 17 | 45 | 3 | 10 | 3 | 1 | 0 | 17 |
| LA RIOJA | 75 | 8 | 30 | 2 | 35 | 75 | 0 | 13 | 2 | 20 | 0 | 35 |
| CEUTA | 61 | 1 | 32 | 0 | 28 | 61 | 1 | 9 | 5 | 13 | 0 | 28 |
| MELILLA | 114 | 4 | 60 | 21 | 29 | 114 | 14 | 3 | 2 | 8 | 2 | 29 |
| TOTAL ESTADO | 11.973 | 2.714 | 2.617 | 534 | 6.177 | 12.042 | 79 | 2.045 | 446 | 3.270 | 337 | 6.177 |

PENSIÓN NO CONTRIBUTIVA DE INVALIDEZ REVISIONES DE OFICIO E INSTANCIA DE PARTE DATOS DE GESTIÓN ACUMULADA CORRESPONDIENTES AL AÑO 2024 HASTA ABRIL

| CC.AA. Y/O PROVINCIAS | ENTRADA REVISIONES | REVISIONES EFECTUADAS | | | | | | | | CAUSAS DE EXTINCIÓN DEL DERECHO | | | | | | |
|-----------------------------|-----------------------|-----------------------|-----------------------|----------------|------------|--------------------|----------------------------|----------------------|--------------|---------------------------------|------------|-----------|-----------|---------------|-----------|------------|
| | | Sin Modif. Cuantía | Con Modif. Cuantía | Suspensión PNC | | Compat. PNC 366 | Recuperación Art. 363.1 | Extinción Derecho | TOTAL | Residencia | Personal | U.E.C. | Grado | Fallecimiento | Otras | TOTAL |
| | | | | Art. 363.1 | Pago | | | | | | | | | | | |
| ANDALUCÍA | 2.571 | 517 | 397 | 81 | 64 | 93 | 323 | 982 | 2.457 | 5 | 250 | 80 | 39 | 510 | 98 | 982 |
| ALMERÍA | 170 | 22 | 38 | 3 | 0 | 1 | 31 | 78 | 173 | 0 | 19 | 4 | 4 | 48 | 3 | 78 |
| CÁDIZ | 549 | 97 | 64 | 12 | 15 | 36 | 51 | 203 | 478 | 0 | 46 | 18 | 0 | 102 | 37 | 203 |
| CÓRDOBA | 316 | 69 | 21 | 10 | 6 | 21 | 7 | 90 | 224 | 1 | 14 | 12 | 2 | 46 | 15 | 90 |
| GRANADA | 178 | 28 | 21 | 8 | 6 | 0 | 26 | 80 | 169 | 1 | 10 | 2 | 13 | 43 | 11 | 80 |
| HUELVA | 166 | 60 | 34 | 2 | 3 | 1 | 17 | 52 | 169 | 0 | 13 | 2 | 4 | 32 | 1 | 52 |
| JAÉN | 112 | 14 | 20 | 6 | 1 | 2 | 10 | 64 | 117 | 1 | 21 | 5 | 0 | 33 | 4 | 64 |
| MÁLAGA | 437 | 71 | 56 | 8 | 15 | 4 | 98 | 206 | 458 | 2 | 61 | 14 | 4 | 117 | 8 | 206 |
| SEVILLA | 643 | 156 | 143 | 32 | 18 | 28 | 83 | 209 | 669 | 0 | 66 | 23 | 12 | 89 | 19 | 209 |
| ARAGÓN | 147 | 20 | 26 | 13 | 16 | 5 | 10 | 67 | 157 | 0 | 11 | 8 | 2 | 20 | 26 | 67 |
| HUESCA | 28 | 0 | 7 | 1 | 3 | 0 | 1 | 16 | 28 | 0 | 3 | 4 | 1 | 3 | 5 | 16 |
| TERUEL | 7 | 1 | 0 | 0 | 1 | 0 | 0 | 7 | 9 | 0 | 1 | 1 | 0 | 2 | 3 | 7 |
| ZARAGOZA | 112 | 19 | 19 | 12 | 12 | 5 | 9 | 44 | 120 | 0 | 7 | 3 | 1 | 15 | 18 | 44 |
| ASTURIAS | 200 | 9 | 50 | 11 | 1 | 12 | 4 | 104 | 191 | 0 | 28 | 9 | 0 | 63 | 4 | 104 |
| ILLES BALEARS | 248 | 97 | 50 | 1 | 32 | 23 | 0 | 73 | 276 | 0 | 15 | 2 | 8 | 45 | 3 | 73 |
| CANARIAS | 1.530 | 532 | 148 | 0 | 182 | 12 | 0 | 525 | 1.399 | 2 | 97 | 32 | 13 | 308 | 73 | 525 |
| LAS PALMAS | 623 | 243 | 51 | 0 | 146 | 7 | 0 | 193 | 640 | 0 | 41 | 11 | 5 | 108 | 28 | 193 |
| S.C. TENERIFE | 907 | 289 | 97 | 0 | 36 | 5 | 0 | 332 | 759 | 2 | 56 | 21 | 8 | 200 | 45 | 332 |
| CANTABRIA | 412 | 178 | 99 | 0 | 41 | 0 | 17 | 77 | 412 | 3 | 20 | 12 | 2 | 24 | 16 | 77 |
| CASTILLA Y LEÓN | 674 | 233 | 192 | 62 | 44 | 40 | 7 | 235 | 813 | 1 | 69 | 33 | 7 | 85 | 40 | 235 |
| ÁVILA | 63 | 36 | 20 | 10 | 6 | 0 | 0 | 13 | 85 | 0 | 4 | 9 | 0 | 0 | 0 | 13 |
| BURGOS | 100 | 27 | 21 | 6 | 8 | 3 | 0 | 35 | 100 | 0 | 11 | 3 | 2 | 11 | 8 | 35 |
| LEÓN | 83 | 10 | 19 | 2 | 6 | 4 | 3 | 39 | 83 | 0 | 7 | 2 | 1 | 25 | 4 | 39 |
| PALENCIA | 37 | 2 | 8 | 2 | 0 | 0 | 1 | 24 | 37 | 0 | 6 | 1 | 2 | 12 | 3 | 24 |
| SALAMANCA | 87 | 14 | 21 | 2 | 1 | 0 | 0 | 49 | 87 | 0 | 12 | 2 | 0 | 25 | 10 | 49 |
| SEGOVIA | 8 | 86 | 7 | 0 | 10 | 0 | 0 | 22 | 125 | 1 | 11 | 4 | 2 | 3 | 1 | 22 |
| SORIA | 6 | 0 | 3 | 0 | 0 | 0 | 0 | 3 | 6 | 0 | 1 | 0 | 0 | 0 | 2 | 3 |
| VALLADOLID | 200 | 18 | 67 | 39 | 8 | 33 | 3 | 32 | 200 | 0 | 12 | 10 | 0 | 3 | 7 | 32 |
| ZAMORA | 90 | 40 | 26 | 1 | 5 | 0 | 0 | 18 | 90 | 0 | 5 | 2 | 0 | 6 | 5 | 18 |
| CASTILLA-LA MANCHA | 1.176 | 451 | 302 | 17 | 61 | 65 | 3 | 243 | 1.142 | 4 | 61 | 26 | 4 | 85 | 63 | 243 |
| ALBACETE | 348 | 151 | 74 | 1 | 9 | 13 | 1 | 64 | 313 | 1 | 18 | 7 | 2 | 28 | 8 | 64 |
| CIUDAD REAL | 406 | 166 | 109 | 5 | 12 | 27 | 0 | 70 | 389 | 0 | 14 | 3 | 1 | 26 | 26 | 70 |
| CUENCA | 182 | 74 | 41 | 3 | 8 | 14 | 2 | 30 | 172 | 0 | 7 | 4 | 0 | 8 | 11 | 30 |
| GUADALAJARA | 45 | 18 | 21 | 5 | 10 | 4 | 0 | 23 | 81 | 1 | 8 | 2 | 1 | 6 | 5 | 23 |
| TOLEDO | 195 | 42 | 57 | 3 | 22 | 7 | 0 | 56 | 187 | 2 | 14 | 10 | 0 | 17 | 13 | 56 |

(Continúa al dorso)

| CC.AA. Y/O PROVINCIAS | ENTRADA REVISIONES | REVISIONES EFECTUADAS | | | | | | | CAUSAS DE EXTINCIÓN DEL DERECHO | | | | | | | |
|-----------------------------|-----------------------|-----------------------|-----------------------|----------------|-----------|--------------------|----------------------------|----------------------|---------------------------------|------------|-----------|-----------|-----------|---------------|-----------|------------|
| | | Sin Modif. Cuantía | Con Modif. Cuantía | Suspensión PNC | | Compat. PNC 366 | Recuperación Art. 363.1 | Extinción Derecho | TOTAL | Residencia | Personal | U.E.C. | Grado | Fallecimiento | Otras | TOTAL |
| | | | | Art. 363.1 | Pago | | | | | | | | | | | |
| CATALUNYA | 323 | 32 | 113 | 69 | 0 | 0 | 0 | 409 | 623 | 2 | 46 | 11 | 10 | 293 | 47 | 409 |
| BARCELONA | 219 | 20 | 74 | 36 | 0 | 0 | 0 | 277 | 407 | 1 | 30 | 8 | 6 | 202 | 30 | 277 |
| GIRONA | 43 | 10 | 18 | 7 | 0 | 0 | 0 | 41 | 76 | 1 | 3 | 0 | 0 | 30 | 7 | 41 |
| LLEIDA | 12 | 0 | 7 | 6 | 0 | 0 | 0 | 32 | 45 | 0 | 5 | 1 | 1 | 24 | 1 | 32 |
| TARRAGONA | 49 | 2 | 14 | 20 | 0 | 0 | 0 | 59 | 95 | 0 | 8 | 2 | 3 | 37 | 9 | 59 |
| COMUNIDAD VALENCIANA | 736 | 167 | 211 | 11 | 74 | 26 | 13 | 359 | 861 | 2 | 98 | 25 | 31 | 155 | 48 | 359 |
| ALICANTE | 197 | 21 | 40 | 2 | 11 | 13 | 7 | 108 | 202 | 0 | 38 | 4 | 2 | 63 | 1 | 108 |
| CASTELLÓN | 189 | 46 | 45 | 4 | 9 | 13 | 6 | 66 | 189 | 0 | 13 | 4 | 8 | 25 | 16 | 66 |
| VALENCIA | 350 | 100 | 126 | 5 | 54 | 0 | 0 | 185 | 470 | 2 | 47 | 17 | 21 | 67 | 31 | 185 |
| EXTREMADURA | 1.668 | 646 | 151 | 10 | 32 | 23 | 8 | 107 | 977 | 0 | 15 | 22 | 1 | 55 | 14 | 107 |
| BADAJOS | 745 | 297 | 100 | 8 | 22 | 21 | 4 | 65 | 517 | 0 | 11 | 11 | 0 | 31 | 12 | 65 |
| CÁCERES | 923 | 349 | 51 | 2 | 10 | 2 | 4 | 42 | 460 | 0 | 4 | 11 | 1 | 24 | 2 | 42 |
| GALICIA | 1.195 | 287 | 438 | 14 | 26 | 6 | 15 | 409 | 1.195 | 1 | 79 | 67 | 8 | 203 | 51 | 409 |
| A CORUÑA | 622 | 244 | 203 | 9 | 0 | 4 | 9 | 153 | 622 | 0 | 48 | 29 | 3 | 66 | 7 | 153 |
| LUGO | 82 | 2 | 15 | 2 | 4 | 0 | 0 | 59 | 82 | 0 | 11 | 2 | 3 | 20 | 23 | 59 |
| OURENSE | 162 | 35 | 46 | 3 | 2 | 2 | 6 | 68 | 162 | 1 | 9 | 3 | 0 | 34 | 21 | 68 |
| PONTEVEDRA | 329 | 6 | 174 | 0 | 20 | 0 | 0 | 129 | 329 | 0 | 11 | 33 | 2 | 83 | 0 | 129 |
| MADRID | 934 | 146 | 245 | 38 | 13 | 34 | 3 | 455 | 934 | 1 | 68 | 40 | 22 | 238 | 86 | 455 |
| MURCIA | 662 | 247 | 175 | 17 | 4 | 14 | 1 | 203 | 661 | 0 | 61 | 17 | 8 | 96 | 21 | 203 |
| NAVARRA | 42 | 0 | 15 | 0 | 1 | 1 | 0 | 25 | 42 | 0 | 8 | 2 | 1 | 11 | 3 | 25 |
| PAÍS VASCO | 116 | 0 | 39 | 3 | 27 | 0 | 0 | 47 | 116 | 2 | 18 | 2 | 7 | 10 | 8 | 47 |
| ÁLAVA | 51 | 0 | 0 | 0 | 21 | 0 | 0 | 30 | 51 | 2 | 13 | 0 | 7 | 7 | 1 | 30 |
| GUIPÚZCOA | 0 | 0 | 0 | 0 | 0 | 0 | 0 | 0 | 0 | 0 | 0 | 0 | 0 | 0 | 0 | 0 |
| VIZCAYA | 65 | 0 | 39 | 3 | 6 | 0 | 0 | 17 | 65 | 0 | 5 | 2 | 0 | 3 | 7 | 17 |
| LA RIOJA | 55 | 9 | 13 | 1 | 4 | 0 | 4 | 24 | 55 | 0 | 6 | 1 | 0 | 8 | 9 | 24 |
| CEUTA | 137 | 8 | 62 | 8 | 4 | 26 | 5 | 24 | 137 | 0 | 5 | 5 | 0 | 12 | 2 | 24 |
| MELILLA | 188 | 7 | 99 | 5 | 23 | 21 | 0 | 33 | 188 | 6 | 5 | 4 | 0 | 12 | 6 | 33 |

| | | | | | | | | | | | | | | | | |
|---------------------|---------------|--------------|--------------|------------|------------|------------|------------|--------------|---------------|-----------|------------|------------|------------|--------------|------------|--------------|
| TOTAL ESTADO | 13.014 | 3.586 | 2.825 | 361 | 649 | 401 | 413 | 4.401 | 12.636 | 29 | 960 | 398 | 163 | 2.233 | 618 | 4.401 |
|---------------------|---------------|--------------|--------------|------------|------------|------------|------------|--------------|---------------|-----------|------------|------------|------------|--------------|------------|--------------|

TOTAL PENSIONES NO CONTRIBUTIVAS REVISIONES DE OFICIO E INSTANCIA DE PARTE DATOS DE GESTIÓN ACUMULADA CORRESPONDIENTES AL AÑO 2024 HASTA ABRIL

| CC.AA. Y/O PROVINCIAS | ENTRADA REVISIONES | REVISIONES EFECTUADAS | | | | | | | | CAUSAS DE EXTINCIÓN DEL DERECHO | | | | | | |
|-----------------------------|-----------------------|-----------------------|-----------------------|----------------|------------|--------------------|----------------------------|----------------------|--------------|---------------------------------|------------|------------|-----------|---------------|------------|--------------|
| | | Sin Modif. Cuantía | Con Modif. Cuantía | Suspensión PNC | | Compat. PNC 366 | Recuperación Art. 363.1 | Extinción Derecho | TOTAL | Residencia | Personal | U.E.C. | Grado | Fallecimiento | Otras | TOTAL |
| | | | | Art. 363.1 | Pago | | | | | | | | | | | |
| ANDALUCÍA | 4.940 | 1.022 | 753 | 81 | 109 | 93 | 323 | 2.377 | 4.758 | 8 | 781 | 190 | 39 | 1.206 | 153 | 2.377 |
| ALMERÍA | 347 | 60 | 76 | 3 | 1 | 1 | 31 | 168 | 340 | 0 | 54 | 5 | 4 | 100 | 5 | 168 |
| CÁDIZ | 1.017 | 171 | 121 | 12 | 24 | 36 | 51 | 449 | 864 | 1 | 147 | 41 | 0 | 211 | 49 | 449 |
| CÓRDOBA | 567 | 127 | 72 | 10 | 6 | 21 | 7 | 234 | 477 | 1 | 64 | 35 | 2 | 113 | 19 | 234 |
| GRANADA | 323 | 56 | 42 | 8 | 8 | 0 | 26 | 182 | 322 | 1 | 37 | 5 | 13 | 99 | 27 | 182 |
| HUELVA | 271 | 73 | 57 | 2 | 3 | 1 | 17 | 122 | 275 | 0 | 35 | 6 | 4 | 74 | 3 | 122 |
| JAÉN | 235 | 26 | 33 | 6 | 2 | 2 | 10 | 161 | 240 | 1 | 61 | 7 | 0 | 83 | 9 | 161 |
| MÁLAGA | 952 | 221 | 108 | 8 | 41 | 4 | 98 | 514 | 994 | 4 | 173 | 39 | 4 | 282 | 12 | 514 |
| SEVILLA | 1.228 | 288 | 244 | 32 | 24 | 28 | 83 | 547 | 1.246 | 0 | 210 | 52 | 12 | 244 | 29 | 547 |
| ARAGÓN | 356 | 55 | 58 | 13 | 36 | 5 | 10 | 183 | 360 | 2 | 55 | 21 | 2 | 65 | 38 | 183 |
| HUESCA | 75 | 0 | 15 | 1 | 5 | 0 | 1 | 51 | 73 | 0 | 18 | 7 | 1 | 17 | 8 | 51 |
| TERUEL | 30 | 4 | 5 | 0 | 1 | 0 | 0 | 19 | 29 | 1 | 3 | 2 | 0 | 5 | 8 | 19 |
| ZARAGOZA | 251 | 51 | 38 | 12 | 30 | 5 | 9 | 113 | 258 | 1 | 34 | 12 | 1 | 43 | 22 | 113 |
| ASTURIAS | 410 | 17 | 126 | 11 | 1 | 12 | 4 | 231 | 402 | 0 | 59 | 23 | 0 | 142 | 7 | 231 |
| ILLES BALEARS | 601 | 184 | 149 | 1 | 87 | 23 | 0 | 190 | 634 | 1 | 44 | 12 | 8 | 121 | 4 | 190 |
| CANARIAS | 2.447 | 793 | 251 | 0 | 331 | 12 | 0 | 1.018 | 2.405 | 7 | 210 | 41 | 13 | 652 | 95 | 1.018 |
| LAS PALMAS | 1.036 | 380 | 93 | 0 | 290 | 7 | 0 | 406 | 1.176 | 3 | 86 | 16 | 5 | 261 | 35 | 406 |
| S.C. TENERIFE | 1.411 | 413 | 158 | 0 | 41 | 5 | 0 | 612 | 1.229 | 4 | 124 | 25 | 8 | 391 | 60 | 612 |
| CANTABRIA | 751 | 326 | 194 | 0 | 65 | 0 | 17 | 150 | 752 | 3 | 54 | 17 | 2 | 49 | 25 | 150 |
| CASTILLA Y LEÓN | 1.318 | 420 | 402 | 62 | 77 | 40 | 7 | 620 | 1.628 | 3 | 268 | 79 | 7 | 219 | 44 | 620 |
| ÁVILA | 109 | 72 | 37 | 10 | 16 | 0 | 0 | 32 | 167 | 0 | 10 | 18 | 0 | 4 | 0 | 32 |
| BURGOS | 156 | 34 | 29 | 6 | 8 | 3 | 0 | 76 | 156 | 0 | 35 | 5 | 2 | 26 | 8 | 76 |
| LEÓN | 205 | 22 | 63 | 2 | 9 | 4 | 3 | 102 | 205 | 0 | 30 | 9 | 1 | 56 | 6 | 102 |
| PALENCIA | 64 | 7 | 17 | 2 | 1 | 0 | 1 | 68 | 96 | 0 | 33 | 1 | 2 | 29 | 3 | 68 |
| SALAMANCA | 210 | 30 | 46 | 2 | 1 | 0 | 0 | 131 | 210 | 1 | 55 | 8 | 0 | 55 | 12 | 131 |
| SEGOVIA | 13 | 149 | 13 | 0 | 19 | 0 | 0 | 52 | 233 | 1 | 32 | 6 | 2 | 10 | 1 | 52 |
| SORIA | 11 | 0 | 3 | 0 | 0 | 0 | 0 | 8 | 11 | 0 | 4 | 0 | 0 | 2 | 2 | 8 |
| VALLADOLID | 372 | 37 | 147 | 39 | 17 | 33 | 3 | 96 | 372 | 1 | 45 | 24 | 0 | 19 | 7 | 96 |
| ZAMORA | 178 | 69 | 47 | 1 | 6 | 0 | 0 | 55 | 178 | 0 | 24 | 8 | 0 | 18 | 5 | 55 |
| CASTILLA-LA MANCHA | 1.910 | 667 | 486 | 17 | 88 | 65 | 3 | 507 | 1.833 | 12 | 148 | 49 | 4 | 203 | 91 | 507 |
| ALBACETE | 564 | 232 | 113 | 1 | 14 | 13 | 1 | 130 | 504 | 1 | 39 | 17 | 2 | 56 | 15 | 130 |
| CIUDAD REAL | 638 | 212 | 201 | 5 | 15 | 27 | 0 | 151 | 611 | 2 | 43 | 6 | 1 | 64 | 35 | 151 |
| CUENCA | 261 | 108 | 57 | 3 | 8 | 14 | 2 | 55 | 247 | 1 | 17 | 7 | 0 | 16 | 14 | 55 |
| GUADALAJARA | 89 | 32 | 34 | 5 | 19 | 4 | 0 | 48 | 142 | 5 | 19 | 5 | 1 | 13 | 5 | 48 |
| TOLEDO | 358 | 83 | 81 | 3 | 32 | 7 | 0 | 123 | 329 | 3 | 30 | 14 | 0 | 54 | 22 | 123 |

(Continúa al dorso)

| CC.AA. Y/O PROVINCIAS | ENTRADA REVISIONES | REVISIONES EFECTUADAS | | | | | | | CAUSAS DE EXTINCIÓN DEL DERECHO | | | | | | | |
|-----------------------------|-----------------------|-----------------------|-----------------------|----------------|--------------|--------------------|----------------------------|----------------------|---------------------------------|------------|--------------|------------|------------|---------------|------------|---------------|
| | | Sin Modif. Cuantía | Con Modif. Cuantía | Suspensión PNC | | Compat. PNC 366 | Recuperación Art. 363.1 | Extinción Derecho | TOTAL | Residencia | Personal | U.E.C. | Grado | Fallecimiento | Otras | TOTAL |
| | | | | Art. 363.1 | Pago | | | | | | | | | | | |
| CATALUNYA | 699 | 60 | 250 | 69 | 5 | 0 | 0 | 945 | 1.329 | 7 | 216 | 24 | 10 | 635 | 53 | 945 |
| BARCELONA | 483 | 41 | 175 | 36 | 5 | 0 | 0 | 652 | 909 | 5 | 140 | 19 | 6 | 448 | 34 | 652 |
| GIRONA | 89 | 14 | 36 | 7 | 0 | 0 | 0 | 108 | 165 | 1 | 28 | 0 | 0 | 70 | 9 | 108 |
| LLEIDA | 31 | 1 | 13 | 6 | 0 | 0 | 0 | 66 | 86 | 0 | 15 | 1 | 1 | 48 | 1 | 66 |
| TARRAGONA | 96 | 4 | 26 | 20 | 0 | 0 | 0 | 119 | 169 | 1 | 33 | 4 | 3 | 69 | 9 | 119 |
| COMUNIDAD VALENCIANA | 1.735 | 489 | 451 | 11 | 102 | 26 | 13 | 1.043 | 2.135 | 4 | 374 | 71 | 31 | 500 | 63 | 1.043 |
| ALICANTE | 554 | 76 | 96 | 2 | 12 | 13 | 7 | 355 | 561 | 2 | 131 | 10 | 2 | 208 | 2 | 355 |
| CASTELLÓN | 300 | 99 | 89 | 4 | 12 | 13 | 6 | 125 | 348 | 0 | 38 | 11 | 8 | 47 | 21 | 125 |
| VALENCIA | 881 | 314 | 266 | 5 | 78 | 0 | 0 | 563 | 1.226 | 2 | 205 | 50 | 21 | 245 | 40 | 563 |
| EXTREMADURA | 3.119 | 1.045 | 271 | 10 | 66 | 23 | 8 | 323 | 1.746 | 1 | 70 | 50 | 1 | 177 | 24 | 323 |
| BADAJOS | 1.355 | 555 | 178 | 8 | 39 | 21 | 4 | 192 | 997 | 1 | 41 | 30 | 0 | 102 | 18 | 192 |
| CÁCERES | 1.764 | 490 | 93 | 2 | 27 | 2 | 4 | 131 | 749 | 0 | 29 | 20 | 1 | 75 | 6 | 131 |
| GALICIA | 2.499 | 528 | 836 | 14 | 50 | 6 | 15 | 1.044 | 2.493 | 15 | 258 | 118 | 8 | 560 | 85 | 1.044 |
| A CORUÑA | 1.310 | 474 | 394 | 9 | 6 | 4 | 9 | 414 | 1.310 | 12 | 120 | 44 | 3 | 210 | 25 | 414 |
| LUGO | 193 | 3 | 26 | 2 | 11 | 0 | 0 | 145 | 187 | 1 | 28 | 7 | 3 | 75 | 31 | 145 |
| OURENSE | 293 | 39 | 82 | 3 | 3 | 2 | 6 | 158 | 293 | 2 | 37 | 4 | 0 | 86 | 29 | 158 |
| PONTEVEDRA | 703 | 12 | 334 | 0 | 30 | 0 | 0 | 327 | 703 | 0 | 73 | 63 | 2 | 189 | 0 | 327 |
| MADRID | 2.156 | 339 | 512 | 38 | 53 | 34 | 3 | 1.177 | 2.156 | 12 | 232 | 78 | 22 | 640 | 193 | 1.177 |
| MURCIA | 1.070 | 311 | 305 | 17 | 14 | 14 | 1 | 397 | 1.059 | 1 | 128 | 40 | 8 | 182 | 38 | 397 |
| NAVARRA | 150 | 6 | 43 | 0 | 9 | 1 | 0 | 91 | 150 | 0 | 27 | 7 | 1 | 47 | 9 | 91 |
| PAÍS VASCO | 196 | 1 | 59 | 3 | 36 | 0 | 0 | 109 | 208 | 11 | 40 | 5 | 7 | 32 | 14 | 109 |
| ÁLAVA | 98 | 0 | 0 | 0 | 23 | 0 | 0 | 75 | 98 | 8 | 25 | 0 | 7 | 28 | 7 | 75 |
| GUIPÚZCOA | 0 | 0 | 0 | 0 | 0 | 0 | 0 | 0 | 0 | 0 | 0 | 0 | 0 | 0 | 0 | 0 |
| VIZCAYA | 98 | 1 | 59 | 3 | 13 | 0 | 0 | 34 | 110 | 3 | 15 | 5 | 0 | 4 | 7 | 34 |
| LA RIOJA | 130 | 17 | 43 | 1 | 6 | 0 | 4 | 59 | 130 | 0 | 19 | 3 | 0 | 28 | 9 | 59 |
| CEUTA | 198 | 9 | 94 | 8 | 4 | 26 | 5 | 52 | 198 | 1 | 14 | 10 | 0 | 25 | 2 | 52 |
| MELILLA | 302 | 11 | 159 | 5 | 44 | 21 | 0 | 62 | 302 | 20 | 8 | 6 | 0 | 20 | 8 | 62 |
| TOTAL ESTADO | 24.987 | 6.300 | 5.442 | 361 | 1.183 | 401 | 413 | 10.578 | 24.678 | 108 | 3.005 | 844 | 163 | 5.503 | 955 | 10.578 |

Anexos PSPD



1. Número de beneficiarios, prestaciones e importes de las nóminas



**PRESTACIONES DEL REAL DECRETO 383/1984, DE 1 DE FEBRERO
EVOLUCIÓN DE LOS BENEFICIARIOS E IMPORTES DE LAS NÓMINAS**

**TOTAL ESTADO
CON NAVARRA Y EL PAÍS VASCO**

| MENSUALIDADES | NUMERO DE BENEFICIARIOS DISTINTOS | SGIM | | SATP | | SMGT | | TOTAL | | ASPF |
|--------------------------|-----------------------------------|------------------------|---------------------|------------------------|------------------|------------------------|-------------------|------------------------|---------------------|------------------------|
| | | NÚMERO DE PRESTACIONES | IMPORTE BRUTO | NÚMERO DE PRESTACIONES | IMPORTE BRUTO | NÚMERO DE PRESTACIONES | IMPORTE BRUTO | NÚMERO DE PRESTACIONES | IMPORTE BRUTO | NÚMERO DE PRESTACIONES |
| AÑO 2017 | 14.539 | 7.068 | 15.776.196,82 | 726 | 637.893,93 | 1.121 | 900.812,42 | 8.915 | 17.314.903,17 | 6.781 |
| AÑO 2018 | 12.912 | 5.981 | 13.431.539,56 | 604 | 536.598,30 | 956 | 827.281,96 | 7.541 | 14.795.419,82 | 6.325 |
| AÑO 2019 | 11.675 | 5.209 | 11.579.319,41 | 540 | 468.856,97 | 956 | 808.874,48 | 6.705 | 12.857.050,86 | 5.812 |
| AÑO 2020 | 10.561 | 4.465 | 10.057.402,26 | 450 | 404.367,08 | 873 | 769.580,62 | 5.788 | 11.231.349,96 | 5.487 |
| AÑO 2021 | 9.293 | 3.833 | 8.554.438,84 | 385 | 339.536,23 | 834 | 735.371,45 | 5.052 | 9.629.346,52 | 4.854 |
| AÑO 2022 | 8.666 | 3.306 | 7.384.992,18 | 331 | 290.749,96 | 828 | 738.988,40 | 4.465 | 8.414.730,54 | 4.728 |
| AÑO 2023 | 8.098 | 2.884 | 6.377.303,58 | 280 | 245.899,33 | 769 | 759.203,66 | 3.933 | 7.382.406,57 | 4.609 |
| AÑO 2024 | | | | | | | | | | |
| ENERO | 8.073 | 2.868 | 427.729,87 | 276 | 16.132,21 | 761 | 64.379,80 | 3.905 | 508.241,88 | 4.615 |
| FEBRERO | 8.030 | 2.834 | 423.833,51 | 274 | 16.015,31 | 756 | 63.106,40 | 3.864 | 502.955,22 | 4.608 |
| MARZO | 7.987 | 2.794 | 416.965,37 | 271 | 15.839,96 | 757 | 62.589,60 | 3.822 | 495.394,93 | 4.601 |
| ABRIL | 7.946 | 2.750 | 415.369,76 | 270 | 17.826,60 | 761 | 62.915,00 | 3.781 | 496.111,36 | 4.596 |
| MAYO | | | | | | | | | | |
| JUNIO * | | | | | | | | | | |
| JULIO | | | | | | | | | | |
| AGOSTO | | | | | | | | | | |
| SEPTIEMBRE | | | | | | | | | | |
| OCTUBRE | | | | | | | | | | |
| NOVIEMBRE * | | | | | | | | | | |
| DICIEMBRE | | | | | | | | | | |
| TOTAL AÑO 2024(1) | | | 1.683.898,51 | | 65.814,08 | | 252.990,80 | | 2.002.703,39 | |

* En SGIM y SATP, junto a la mensualidad se abona una paga extra

PRESTACIONES DEL REAL DECRETO 383/1984, DE 1 DE FEBRERO

BENEFICIARIOS E IMPORTE DE LA NÓMINA AÑO 2024

ABRIL

| CC.AA. Y/O PROVINCIAS | NÚMERO DE BENEFICIARIOS DISTINTOS | SGIM | | SATP | | SMGT | | T O T A L | | ASPF |
|-----------------------------|---|---------------------------|------------------|---------------------------|------------------|---------------------------|------------------|---------------------------|-------------------|---------------------------|
| | | NÚMERO DE PRESTACIONES | IMPORTE BRUTO | NÚMERO DE PRESTACIONES | IMPORTE BRUTO | NÚMERO DE PRESTACIONES | IMPORTE BRUTO | NÚMERO DE PRESTACIONES | IMPORTE BRUTO | NÚMERO DE PRESTACIONES |
| ANDALUCÍA | 1.111 | 614 | 97.068,73 | 68 | 6.019,60 | 77 | 6.246,40 | 759 | 109.334,73 | 459 |
| ALMERÍA | 162 | 114 | 17.084,04 | 7 | 409,15 | 16 | 1.293,20 | 137 | 18.786,39 | 33 |
| CÁDIZ | 127 | 83 | 12.438,38 | 10 | 584,50 | 19 | 1.542,80 | 112 | 14.565,68 | 31 |
| CÓRDOBA | 59 | 37 | 5.544,82 | 2 | 116,90 | 7 | 568,40 | 46 | 6.230,12 | 14 |
| GRANADA | 108 | 23 | 3.446,78 | 4 | 233,80 | 1 | 81,20 | 28 | 3.761,78 | 85 |
| HUELVA | 32 | 12 | 1.798,32 | 1 | 58,45 | 2 | 162,40 | 15 | 2.019,17 | 18 |
| JAÉN | 58 | 45 | 6.679,09 | 4 | 233,80 | 2 | 162,40 | 51 | 7.075,29 | 14 |
| MÁLAGA | 466 | 261 | 38.987,66 | 34 | 1.987,30 | 13 | 1.055,60 | 308 | 42.030,56 | 221 |
| SEVILLA | 99 | 39 | 11.089,64 | 6 | 2.395,70 | 17 | 1.380,40 | 62 | 14.865,74 | 43 |
| ARAGÓN | 224 | 88 | 13.187,68 | 6 | 350,70 | 24 | 1.948,80 | 118 | 15.487,18 | 118 |
| HUESCA | 20 | 11 | 1.648,46 | 0 | 0,00 | 0 | 0,00 | 11 | 1.648,46 | 10 |
| TERUEL | 9 | 5 | 749,30 | 0 | 0,00 | 2 | 162,40 | 7 | 911,70 | 2 |
| ZARAGOZA | 195 | 72 | 10.789,92 | 6 | 350,70 | 22 | 1.786,40 | 100 | 12.927,02 | 106 |
| ASTURIAS | 237 | 109 | 16.232,98 | 7 | 409,15 | 9 | 730,80 | 125 | 17.372,93 | 122 |
| ILLES BALEARS | 26 | 26 | 3.896,36 | 4 | 233,80 | 1 | 81,20 | 31 | 4.211,36 | 0 |
| CANARIAS | 104 | 20 | 2.997,20 | 4 | 233,80 | 25 | 2.111,20 | 49 | 5.342,20 | 61 |
| LAS PALMAS | 63 | 3 | 449,58 | 0 | 0,00 | 13 | 1.136,80 | 16 | 1.586,38 | 48 |
| S.C. TENERIFE | 41 | 17 | 2.547,62 | 4 | 233,80 | 12 | 974,40 | 33 | 3.755,82 | 13 |
| CANTABRIA | 56 | 51 | 7.439,71 | 5 | 292,25 | 5 | 406,00 | 61 | 8.137,96 | 0 |
| CASTILLA Y LEÓN | 1.101 | 229 | 34.084,38 | 24 | 1.402,80 | 24 | 1.948,80 | 277 | 37.435,98 | 852 |
| ÁVILA | 224 | 17 | 2.524,58 | 4 | 233,80 | 1 | 81,20 | 22 | 2.839,58 | 206 |
| BURGOS | 21 | 12 | 1.798,32 | 0 | 0,00 | 5 | 406,00 | 17 | 2.204,32 | 4 |
| LEÓN | 368 | 43 | 6.339,59 | 5 | 292,25 | 4 | 324,80 | 52 | 6.956,64 | 323 |
| PALENCIA | 45 | 17 | 2.547,62 | 1 | 58,45 | 7 | 568,40 | 25 | 3.174,47 | 22 |
| SALAMANCA | 286 | 31 | 4.539,53 | 4 | 233,80 | 1 | 81,20 | 36 | 4.854,53 | 255 |
| SEGOVIA | 25 | 10 | 1.498,60 | 2 | 116,90 | 1 | 81,20 | 13 | 1.696,70 | 14 |
| SORIA | 15 | 13 | 1.948,18 | 1 | 58,45 | 2 | 162,40 | 16 | 2.169,03 | 1 |
| VALLADOLID | 85 | 68 | 10.190,48 | 2 | 116,90 | 1 | 81,20 | 71 | 10.388,58 | 15 |
| ZAMORA | 32 | 18 | 2.697,48 | 5 | 292,25 | 2 | 162,40 | 25 | 3.152,13 | 12 |
| CASTILLA-LA MANCHA | 1.481 | 139 | 20.642,12 | 23 | 1.344,35 | 8 | 649,60 | 170 | 22.636,07 | 1.337 |
| ALBACETE | 304 | 27 | 3.857,80 | 5 | 292,25 | 1 | 81,20 | 33 | 4.231,25 | 276 |
| CIUDAD REAL | 617 | 19 | 2.847,34 | 2 | 116,90 | 3 | 243,60 | 24 | 3.207,84 | 597 |
| CUENCA | 222 | 18 | 2.697,48 | 2 | 116,90 | 2 | 162,40 | 22 | 2.976,78 | 202 |
| GUADALAJARA | 18 | 15 | 2.247,90 | 5 | 292,25 | 1 | 81,20 | 21 | 2.621,35 | 1 |
| TOLEDO | 320 | 60 | 8.991,60 | 9 | 526,05 | 1 | 81,20 | 70 | 9.598,85 | 261 |

(Continúa al dorso)

| CC.AA. Y/O PROVINCIAS | NÚMERO DE BENEFICIARIOS DISTINTOS | SGIM | | SATP | | SMGT | | T O T A L | | ASPF |
|-----------------------------|---|---------------------------|-------------------|---------------------------|------------------|---------------------------|------------------|---------------------------|-------------------|---------------------------|
| | | NÚMERO DE PRESTACIONES | IMPORTE BRUTO | NÚMERO DE PRESTACIONES | IMPORTE BRUTO | NÚMERO DE PRESTACIONES | IMPORTE BRUTO | NÚMERO DE PRESTACIONES | IMPORTE BRUTO | NÚMERO DE PRESTACIONES |
| CATALUNYA | 340 | 317 | 47.347,02 | 16 | 935,20 | 21 | 1.705,20 | 354 | 49.987,42 | 13 |
| BARCELONA | 231 | 216 | 32.211,16 | 10 | 584,50 | 15 | 1.218,00 | 241 | 34.013,66 | 6 |
| GIRONA | 27 | 24 | 3.596,64 | 3 | 175,35 | 3 | 243,60 | 30 | 4.015,59 | 0 |
| LLEIDA | 35 | 31 | 4.645,66 | 2 | 116,90 | 2 | 162,40 | 35 | 4.924,96 | 3 |
| TARRAGONA | 47 | 46 | 6.893,56 | 1 | 58,45 | 1 | 81,20 | 48 | 7.033,21 | 4 |
| COMUNIDAD VALENCIANA | 900 | 313 | 46.906,18 | 33 | 1.928,85 | 110 | 8.932,00 | 456 | 57.767,03 | 500 |
| ALICANTE | 419 | 173 | 25.925,78 | 10 | 584,50 | 20 | 1.624,00 | 203 | 28.134,28 | 241 |
| CASTELLÓN | 53 | 32 | 4.795,52 | 3 | 175,35 | 19 | 1.542,80 | 54 | 6.513,67 | 4 |
| VALENCIA | 428 | 108 | 16.184,88 | 20 | 1.169,00 | 71 | 5.765,20 | 199 | 23.119,08 | 255 |
| EXTREMADURA | 112 | 98 | 14.491,31 | 11 | 642,95 | 10 | 812,00 | 119 | 15.946,26 | 8 |
| BADAJOS | 50 | 49 | 7.255,83 | 4 | 233,80 | 0 | 0,00 | 53 | 7.489,63 | 1 |
| CÁCERES | 62 | 49 | 7.235,48 | 7 | 409,15 | 10 | 812,00 | 66 | 8.456,63 | 7 |
| GALICIA | 145 | 108 | 15.867,59 | 12 | 701,40 | 16 | 1.377,40 | 136 | 17.946,39 | 28 |
| A CORUÑA | 45 | 42 | 5.976,83 | 7 | 409,15 | 3 | 243,60 | 52 | 6.629,58 | 0 |
| LUGO | 24 | 4 | 599,44 | 0 | 0,00 | 9 | 809,00 | 13 | 1.408,44 | 12 |
| OURENSE | 19 | 9 | 1.348,74 | 0 | 0,00 | 1 | 81,20 | 10 | 1.429,94 | 9 |
| PONTEVEDRA | 57 | 53 | 7.942,58 | 5 | 292,25 | 3 | 243,60 | 61 | 8.478,43 | 7 |
| MADRID | 843 | 243 | 36.415,98 | 27 | 1.578,15 | 79 | 6.496,00 | 349 | 44.490,13 | 545 |
| MURCIA | 751 | 241 | 35.714,09 | 9 | 526,05 | 38 | 3.729,20 | 288 | 39.969,34 | 483 |
| NAVARRA | 46 | 27 | 4.046,21 | 10 | 584,51 | 11 | 1.055,60 | 48 | 5.686,32 | 8 |
| PAÍS VASCO | 148 | 79 | 11.838,94 | 7 | 409,24 | 62 | 5.115,60 | 148 | 17.363,78 | 27 |
| ARABA/ÁLAVA | 21 | 13 | 1.948,18 | 4 | 233,80 | 4 | 324,80 | 21 | 2.506,78 | 13 |
| GIPUZKOA | 61 | 17 | 2.547,62 | 2 | 116,90 | 44 | 3.572,80 | 63 | 6.237,32 | 11 |
| BIZKAIA | 66 | 49 | 7.343,14 | 1 | 58,54 | 14 | 1.218,00 | 64 | 8.619,68 | 3 |
| LA RIOJA | 27 | 13 | 1.948,18 | 1 | 58,45 | 2 | 162,40 | 16 | 2.169,03 | 12 |
| CEUTA | 58 | 17 | 2.547,62 | 1 | 58,45 | 24 | 1.948,80 | 42 | 4.554,87 | 20 |
| MELILLA | 236 | 18 | 2.697,48 | 2 | 116,90 | 215 | 17.458,00 | 235 | 20.272,38 | 3 |
| TOTAL ESTADO | 7.946 | 2.750 | 415.369,76 | 270 | 17.826,60 | 761 | 62.915,00 | 3.781 | 496.111,36 | 4.596 |

2. PSPD: datos de la gestión mensual y anual



PRESTACIONES DEL REAL DECRETO 383/1984, DE 1 DE FEBRERO

DATOS DE GESTIÓN CORRESPONDIENTES AL MES DE ABRIL DE 2023

| CC.AA. Y/O PROVINCIAS | SUBSIDIO MOVILIDAD Y COMPENSACIÓN PARA | | | | | | ASISTENCIA SANITARIA Y PRESTACIÓN FARMACÉUTICA | | | | | | TOTAL PRESTACIONES | | | | | |
|-----------------------------|--|------------------------------|-----------|---------------------|---------------|------------------|--|------------|----------|---------------------|----------|------------------|--------------------|-----------------------|-----------|---------------------|--------------|------------------|
| | PTES. MES ANT. | GASTOS TRANSPORTE (S.M.G.T.) | | | | PTES. FIN MES | PTES. MES ANT. | (A.S.P.F.) | | | | PTES. FIN MES | PTES. MES ANT. | REAL DECRETO 383/1984 | | | | PTES. FIN MES |
| | | SOLC. | REST. | APRB. (nº y % C.R.) | | | | SOLC. | REST. | APRB. (nº y % C.R.) | | | | SOLC. | REST. | APRB. (nº y % C.R.) | | |
| ANDALUCÍA | 28 | 4 | 12 | 0 | - | 20 | 7 | 2 | 2 | 0 | - | 7 | 35 | 6 | 14 | 0 | - | 27 |
| ALMERÍA | 0 | 2 | 2 | 0 | - | 0 | 0 | 1 | 1 | 0 | - | 0 | 0 | 3 | 3 | 0 | - | 0 |
| CÁDIZ | 6 | 1 | 4 | 0 | - | 3 | 0 | 0 | 0 | 0 | - | 0 | 6 | 1 | 4 | 0 | - | 3 |
| CÓRDOBA | 7 | 1 | 4 | 0 | - | 4 | 2 | 1 | 0 | 0 | - | 3 | 9 | 2 | 4 | 0 | - | 7 |
| GRANADA | 1 | 0 | 1 | 0 | - | 0 | 1 | 0 | 1 | 0 | - | 0 | 2 | 0 | 2 | 0 | - | 0 |
| HUELVA | 0 | 0 | 0 | 0 | - | 0 | 0 | 0 | 0 | 0 | - | 0 | 0 | 0 | 0 | 0 | - | 0 |
| JAÉN | 2 | 0 | 1 | 0 | - | 1 | 1 | 0 | 0 | 0 | - | 1 | 3 | 0 | 1 | 0 | - | 2 |
| MÁLAGA | 3 | 0 | 0 | 0 | - | 3 | 1 | 0 | 0 | 0 | - | 1 | 4 | 0 | 0 | 0 | - | 4 |
| SEVILLA | 9 | 0 | 0 | 0 | - | 9 | 2 | 0 | 0 | 0 | - | 2 | 11 | 0 | 0 | 0 | - | 11 |
| ARAGÓN | 0 | 0 | 0 | 0 | - | 0 | 0 | 0 | 0 | 0 | - | 0 | 0 | 0 | 0 | 0 | - | 0 |
| HUESCA | 0 | 0 | 0 | 0 | - | 0 | 0 | 0 | 0 | 0 | - | 0 | 0 | 0 | 0 | 0 | - | 0 |
| TERUEL | 0 | 0 | 0 | 0 | - | 0 | 0 | 0 | 0 | 0 | - | 0 | 0 | 0 | 0 | 0 | - | 0 |
| ZARAGOZA | 0 | 0 | 0 | 0 | - | 0 | 0 | 0 | 0 | 0 | - | 0 | 0 | 0 | 0 | 0 | - | 0 |
| ASTURIAS | 0 | 0 | 0 | 0 | - | 0 | 0 | 0 | 0 | 0 | - | 0 | 0 | 0 | 0 | 0 | - | 0 |
| ILLES BALEARS | 0 | 0 | 0 | 0 | - | 0 | 0 | 0 | 0 | 0 | - | 0 | 0 | 0 | 0 | 0 | - | 0 |
| CANARIAS | 0 | 1 | 0 | 0 | - | 1 | 0 | 0 | 0 | 0 | - | 0 | 0 | 1 | 0 | 0 | - | 1 |
| LAS PALMAS | 0 | 1 | 0 | 0 | - | 1 | 0 | 0 | 0 | 0 | - | 0 | 0 | 1 | 0 | 0 | - | 1 |
| S.C. TENERIFE | 0 | 0 | 0 | 0 | - | 0 | 0 | 0 | 0 | 0 | - | 0 | 0 | 0 | 0 | 0 | - | 0 |
| CANTABRIA | 0 | 0 | 0 | 0 | - | 0 | 0 | 0 | 0 | 0 | - | 0 | 0 | 0 | 0 | 0 | - | 0 |
| CASTILLA Y LEÓN | 5 | 3 | 2 | 1 | 50,00 | 6 | 4 | 0 | 0 | 0 | - | 4 | 9 | 3 | 2 | 1 | 50,00 | 10 |
| ÁVILA | 0 | 0 | 0 | 0 | - | 0 | 0 | 0 | 0 | 0 | - | 0 | 0 | 0 | 0 | 0 | - | 0 |
| BURGOS | 0 | 0 | 0 | 0 | - | 0 | 0 | 0 | 0 | 0 | - | 0 | 0 | 0 | 0 | 0 | - | 0 |
| LEÓN | 1 | 2 | 1 | 1 | 100,00 | 2 | 0 | 0 | 0 | 0 | - | 0 | 1 | 2 | 1 | 1 | 100,00 | 2 |
| PALENCIA | 0 | 1 | 1 | 0 | - | 0 | 0 | 0 | 0 | 0 | - | 0 | 0 | 1 | 1 | 0 | - | 0 |
| SALAMANCA | 2 | 0 | 0 | 0 | - | 2 | 4 | 0 | 0 | 0 | - | 4 | 6 | 0 | 0 | 0 | - | 6 |
| SEGOVIA | 0 | 0 | 0 | 0 | - | 0 | 0 | 0 | 0 | 0 | - | 0 | 0 | 0 | 0 | 0 | - | 0 |
| SORIA | 0 | 0 | 0 | 0 | - | 0 | 0 | 0 | 0 | 0 | - | 0 | 0 | 0 | 0 | 0 | - | 0 |
| VALLADOLID | 0 | 0 | 0 | 0 | - | 0 | 0 | 0 | 0 | 0 | - | 0 | 0 | 0 | 0 | 0 | - | 0 |
| ZAMORA | 2 | 0 | 0 | 0 | - | 2 | 0 | 0 | 0 | 0 | - | 0 | 2 | 0 | 0 | 0 | - | 2 |
| CASTILLA-LA MANCHA | 4 | 0 | 1 | 1 | 100,00 | 3 | 4 | 1 | 2 | 0 | - | 3 | 8 | 1 | 3 | 1 | 33,33 | 6 |
| ALBACETE | 1 | 0 | 1 | 1 | 100,00 | 0 | 1 | 0 | 1 | 0 | - | 0 | 2 | 0 | 2 | 1 | 50,00 | 0 |
| CIUDAD REAL | 0 | 0 | 0 | 0 | - | 0 | 0 | 1 | 1 | 0 | - | 0 | 0 | 1 | 1 | 0 | - | 0 |
| CUENCA | 0 | 0 | 0 | 0 | - | 0 | 0 | 0 | 0 | 0 | - | 0 | 0 | 0 | 0 | 0 | - | 0 |
| GUADALAJARA | 1 | 0 | 0 | 0 | - | 1 | 1 | 0 | 0 | 0 | - | 1 | 2 | 0 | 0 | 0 | - | 2 |
| TOLEDO | 2 | 0 | 0 | 0 | - | 2 | 2 | 0 | 0 | 0 | - | 2 | 4 | 0 | 0 | 0 | - | 4 |

(Continúa al dorso)

| CC.AA. Y/O PROVINCIAS | SUBSIDIO MOVILIDAD Y COMPENSACIÓN PARA | | | | | | ASISTENCIA SANITARIA Y PRESTACIÓN FARMACÉUTICA | | | | | | TOTAL PRESTACIONES | | | | | |
|-----------------------------|--|------------------------------|-----------|---------------------|--------------|------------------|--|------------|-----------|---------------------|----------|------------------|--------------------|-----------------------|-----------|---------------------|-------------|---------------|
| | PTES. MES ANT. | GASTOS TRANSPORTE (S.M.G.T.) | | | | PTES. FIN MES | PTES. MES ANT. | (A.S.P.F.) | | | | PTES. FIN MES | PTE. MES ANT. | REAL DECRETO 383/1984 | | | | PTE. FINAL |
| | | SOLC. | REST. | APRB. (nº y % C.R.) | | | | SOLC. | REST. | APRB. (nº y % C.R.) | | | | SOLC. | REST. | APRB. (nº y % C.R.) | | |
| CATALUNYA | 12 | 4 | 10 | 0 | - | 6 | 0 | 0 | 0 | 0 | - | 0 | 12 | 4 | 10 | 0 | - | 6 |
| BARCELONA | 10 | 4 | 9 | 0 | - | 5 | 0 | 0 | 0 | 0 | - | 0 | 10 | 4 | 9 | 0 | - | 5 |
| GIRONA | 0 | 0 | 0 | 0 | - | 0 | 0 | 0 | 0 | 0 | - | 0 | 0 | 0 | 0 | 0 | - | 0 |
| LLEIDA | 0 | 0 | 0 | 0 | - | 0 | 0 | 0 | 0 | 0 | - | 0 | 0 | 0 | 0 | 0 | - | 0 |
| TARRAGONA | 2 | 0 | 1 | 0 | - | 1 | 0 | 0 | 0 | 0 | - | 0 | 2 | 0 | 1 | 0 | - | 1 |
| COMUNIDAD VALENCIANA | 0 | 1 | 0 | 0 | - | 1 | 0 | 0 | 0 | 0 | - | 0 | 0 | 1 | 0 | 0 | - | 1 |
| ALICANTE | 0 | 0 | 0 | 0 | - | 0 | 0 | 0 | 0 | 0 | - | 0 | 0 | 0 | 0 | 0 | - | 0 |
| CASTELLÓN | 0 | 0 | 0 | 0 | - | 0 | 0 | 0 | 0 | 0 | - | 0 | 0 | 0 | 0 | 0 | - | 0 |
| VALENCIA | 0 | 1 | 0 | 0 | - | 1 | 0 | 0 | 0 | 0 | - | 0 | 0 | 1 | 0 | 0 | - | 1 |
| EXTREMADURA | 1 | 2 | 1 | 0 | - | 2 | 0 | 0 | 0 | 0 | - | 0 | 1 | 2 | 1 | 0 | - | 2 |
| BADAJOS | 1 | 1 | 0 | 0 | - | 2 | 0 | 0 | 0 | 0 | - | 0 | 1 | 1 | 0 | 0 | - | 2 |
| CÁCERES | 0 | 1 | 1 | 0 | - | 0 | 0 | 0 | 0 | 0 | - | 0 | 0 | 1 | 1 | 0 | - | 0 |
| GALICIA | 5 | 3 | 1 | 0 | - | 7 | 4 | 1 | 5 | 0 | - | 0 | 9 | 4 | 6 | 0 | - | 7 |
| A CORUÑA | 0 | 0 | 0 | 0 | - | 0 | 0 | 0 | 0 | 0 | - | 0 | 0 | 0 | 0 | 0 | - | 0 |
| LUGO | 0 | 0 | 0 | 0 | - | 0 | 0 | 0 | 0 | 0 | - | 0 | 0 | 0 | 0 | 0 | - | 0 |
| OURENSE | 0 | 1 | 0 | 0 | - | 1 | 0 | 0 | 0 | 0 | - | 0 | 0 | 1 | 0 | 0 | - | 1 |
| PONTEVEDRA | 5 | 2 | 1 | 0 | - | 6 | 4 | 1 | 5 | 0 | - | 0 | 9 | 3 | 6 | 0 | - | 6 |
| MADRID | 15 | 28 | 24 | 0 | - | 19 | 0 | 9 | 9 | 0 | - | 0 | 15 | 37 | 33 | 0 | - | 19 |
| MURCIA | 10 | 2 | 9 | 2 | 22,22 | 3 | 3 | 2 | 3 | 0 | - | 2 | 13 | 4 | 12 | 2 | 16,67 | 5 |
| NAVARRA | 1 | 0 | 1 | 1 | 100,00 | 0 | 0 | 0 | 0 | 0 | - | 0 | 1 | 0 | 1 | 1 | 100,00 | 0 |
| PAÍS VASCO | 0 | 2 | 1 | 1 | 100,00 | 1 | 0 | 0 | 0 | 0 | - | 0 | 0 | 2 | 1 | 1 | 100,00 | 1 |
| ARABA/ÁLAVA | 0 | 0 | 0 | 0 | - | 0 | 0 | 0 | 0 | 0 | - | 0 | 0 | 0 | 0 | 0 | - | 0 |
| GIPUZKOA | 0 | 1 | 0 | 0 | - | 1 | 0 | 0 | 0 | 0 | - | 0 | 0 | 1 | 0 | 0 | - | 1 |
| BIZKAIA | 0 | 1 | 1 | 1 | 100,00 | 0 | 0 | 0 | 0 | 0 | - | 0 | 0 | 1 | 1 | 1 | 100,00 | 0 |
| LA RIOJA | 0 | 0 | 0 | 0 | - | 0 | 0 | 0 | 0 | 0 | - | 0 | 0 | 0 | 0 | 0 | - | 0 |
| CEUTA | 1 | 0 | 1 | 1 | 100,00 | 0 | 0 | 0 | 0 | 0 | - | 0 | 1 | 0 | 1 | 1 | 100,00 | 0 |
| MELILLA | 21 | 3 | 0 | 0 | - | 24 | 0 | 1 | 0 | 0 | - | 1 | 21 | 4 | 0 | 0 | - | 25 |
| TOTAL ESTADO | 103 | 53 | 63 | 7 | 11,11 | 93 | 22 | 16 | 21 | 0 | - | 17 | 125 | 69 | 84 | 7 | 8,33 | 110 |

PRESTACIONES DEL REAL DECRETO 383/1984, DE 1 DE FEBRERO DATOS DE GESTIÓN CORRESPONDIENTES AL AÑO 2024 HASTA ABRIL

| CC.AA. Y/O PROVINCIAS | SUBSIDIO DE MOVILIDAD Y COMPENSACIÓN PARA | | | | | | ASISTENCIA SANITARIA Y PRESTACIÓN FARMACÉUTICA | | | | | TOTAL PRESTACIONES | | | | | | |
|-----------------------------|---|---------------------------------|-----------|---------------------|---------------|------------------|--|-----------|---------------------|---------------|------------------|-----------------------|-----------|---------------------|---------------|----------|---------------|-----------|
| | PTE. AÑO ANT. | GASTOS DE TRANSPORTE (S.M.G.T.) | | | PTE. FINAL | PTE. AÑO ANT. | (A.S.P.F.) | | | PTE. FINAL | PTE. AÑO ANT. | REAL DECRETO 383/1984 | | | PTE. FINAL | | | |
| | | SOLC. | REST. | APRB. (nº y % C.R.) | | | SOLC. | REST. | APRB. (nº y % C.R.) | | | SOLC. | REST. | APRB. (nº y % C.R.) | | | | |
| ANDALUCÍA | 27 | 30 | 37 | 1 | 2,70 | 20 | 15 | 13 | 21 | 0 | - | 7 | 42 | 43 | 58 | 1 | 1,72 | 27 |
| ALMERÍA | 0 | 5 | 5 | 0 | - | 0 | 0 | 2 | 2 | 0 | - | 0 | 0 | 7 | 7 | 0 | - | 0 |
| CÁDIZ | 1 | 9 | 7 | 1 | 14,29 | 3 | 0 | 2 | 2 | 0 | - | 0 | 1 | 11 | 9 | 1 | 11,11 | 3 |
| CÓRDOBA | 5 | 4 | 5 | 0 | - | 4 | 1 | 3 | 1 | 0 | - | 3 | 6 | 7 | 6 | 0 | - | 7 |
| GRANADA | 2 | 6 | 8 | 0 | - | 0 | 1 | 3 | 4 | 0 | - | 0 | 3 | 9 | 12 | 0 | - | 0 |
| HUELVA | 0 | 0 | 0 | 0 | - | 0 | 0 | 0 | 0 | 0 | - | 0 | 0 | 0 | 0 | 0 | - | 0 |
| JAÉN | 1 | 2 | 2 | 0 | - | 1 | 1 | 0 | 0 | 0 | - | 1 | 2 | 2 | 2 | 0 | - | 2 |
| MÁLAGA | 5 | 4 | 6 | 0 | - | 3 | 6 | 3 | 8 | 0 | - | 1 | 11 | 7 | 14 | 0 | - | 4 |
| SEVILLA | 13 | 0 | 4 | 0 | - | 9 | 6 | 0 | 4 | 0 | - | 2 | 19 | 0 | 8 | 0 | - | 11 |
| ARAGÓN | 0 | 0 | 0 | 0 | - | 0 | 0 | 4 | 4 | 0 | - | 0 | 0 | 4 | 4 | 0 | - | 0 |
| HUESCA | 0 | 0 | 0 | 0 | - | 0 | 0 | 0 | 0 | 0 | - | 0 | 0 | 0 | 0 | 0 | - | 0 |
| TERUEL | 0 | 0 | 0 | 0 | - | 0 | 0 | 0 | 0 | 0 | - | 0 | 0 | 0 | 0 | 0 | - | 0 |
| ZARAGOZA | 0 | 0 | 0 | 0 | - | 0 | 0 | 4 | 4 | 0 | - | 0 | 0 | 4 | 4 | 0 | - | 0 |
| ASTURIAS | 0 | 1 | 1 | 1 | 100,00 | 0 | 0 | 0 | 0 | 0 | - | 0 | 0 | 1 | 1 | 1 | 100,00 | 0 |
| ILLES BALEARS | 0 | 0 | 0 | 0 | - | 0 | 0 | 0 | 0 | 0 | - | 0 | 0 | 0 | 0 | 0 | - | 0 |
| CANARIAS | 1 | 6 | 6 | 1 | 16,67 | 1 | 1 | 0 | 1 | 0 | - | 0 | 2 | 6 | 7 | 1 | 14,29 | 1 |
| LAS PALMAS | 1 | 3 | 3 | 1 | 33,33 | 1 | 0 | 0 | 0 | 0 | - | 0 | 1 | 3 | 3 | 1 | 33,33 | 1 |
| S.C. TENERIFE | 0 | 3 | 3 | 0 | - | 0 | 1 | 0 | 1 | 0 | - | 0 | 1 | 3 | 4 | 0 | - | 0 |
| CANTABRIA | 0 | 0 | 0 | 0 | - | 0 | 0 | 0 | 0 | 0 | - | 0 | 0 | 0 | 0 | 0 | - | 0 |
| CASTILLA Y LEÓN | 6 | 14 | 14 | 1 | 7,14 | 6 | 0 | 6 | 2 | 0 | - | 4 | 6 | 20 | 16 | 1 | 6,25 | 10 |
| ÁVILA | 4 | 0 | 4 | 0 | - | 0 | 0 | 0 | 0 | 0 | - | 0 | 4 | 0 | 4 | 0 | - | 0 |
| BURGOS | 0 | 0 | 0 | 0 | - | 0 | 0 | 1 | 1 | 0 | - | 0 | 0 | 1 | 1 | 0 | - | 0 |
| LEÓN | 0 | 7 | 5 | 1 | 20,00 | 2 | 0 | 1 | 1 | 0 | - | 0 | 0 | 8 | 6 | 1 | 16,67 | 2 |
| PALENCIA | 0 | 2 | 2 | 0 | - | 0 | 0 | 0 | 0 | 0 | - | 0 | 0 | 2 | 2 | 0 | - | 0 |
| SALAMANCA | 2 | 2 | 2 | 0 | - | 2 | 0 | 4 | 0 | 0 | - | 4 | 2 | 6 | 2 | 0 | - | 6 |
| SEGOVIA | 0 | 0 | 0 | 0 | - | 0 | 0 | 0 | 0 | 0 | - | 0 | 0 | 0 | 0 | 0 | - | 0 |
| SORIA | 0 | 0 | 0 | 0 | - | 0 | 0 | 0 | 0 | 0 | - | 0 | 0 | 0 | 0 | 0 | - | 0 |
| VALLADOLID | 0 | 0 | 0 | 0 | - | 0 | 0 | 0 | 0 | 0 | - | 0 | 0 | 0 | 0 | 0 | - | 0 |
| ZAMORA | 0 | 3 | 1 | 0 | - | 2 | 0 | 0 | 0 | 0 | - | 0 | 0 | 3 | 1 | 0 | - | 2 |
| CASTILLA-LA MANCHA | 3 | 17 | 17 | 1 | 5,88 | 3 | 3 | 16 | 16 | 0 | - | 3 | 6 | 33 | 33 | 1 | 3,03 | 6 |
| ALBACETE | 3 | 2 | 5 | 1 | 20,00 | 0 | 3 | 2 | 5 | 0 | - | 0 | 6 | 4 | 10 | 1 | 10,00 | 0 |
| CIUDAD REAL | 0 | 5 | 5 | 0 | - | 0 | 0 | 4 | 4 | 0 | - | 0 | 0 | 9 | 9 | 0 | - | 0 |
| CUENCA | 0 | 2 | 2 | 0 | - | 0 | 0 | 2 | 2 | 0 | - | 0 | 0 | 4 | 4 | 0 | - | 0 |
| GUADALAJARA | 0 | 2 | 1 | 0 | - | 1 | 0 | 2 | 1 | 0 | - | 1 | 0 | 4 | 2 | 0 | - | 2 |
| TOLEDO | 0 | 6 | 4 | 0 | - | 2 | 0 | 6 | 4 | 0 | - | 2 | 0 | 12 | 8 | 0 | - | 4 |

(Continúa al dorso)

| CC.AA. Y/O PROVINCIAS | SUBSIDIO DE MOVILIDAD Y COMPENSACIÓN PARA | | | | | | ASISTENCIA SANITARIA Y PRESTACIÓN FARMACÉUTICA | | | | | | TOTAL PRESTACIONES | | | | | |
|-----------------------------|---|---------------------------------|-----------|---------------------|--------------|---------------|--|------------|-----------|---------------------|----------|---------------|--------------------|-----------------------|-----------|---------------------|--------------|---------------|
| | PTE. AÑO ANT. | GASTOS DE TRANSPORTE (S.M.G.T.) | | | | PTE. FINAL | PTE. AÑO ANT. | (A.S.P.F.) | | | | PTE. FINAL | PTE. AÑO ANT. | REAL DECRETO 383/1984 | | | | PTE. FINAL |
| | | SOLC. | REST. | APRB. (nº y % C.R.) | | | | SOLC. | REST. | APRB. (nº y % C.R.) | | | | SOLC. | REST. | APRB. (nº y % C.R.) | | |
| CATALUNYA | 18 | 15 | 27 | 0 | - | 6 | 0 | 0 | 0 | 0 | - | 0 | 18 | 15 | 27 | 0 | - | 6 |
| BARCELONA | 16 | 11 | 22 | 0 | - | 5 | 0 | 0 | 0 | 0 | - | 0 | 16 | 11 | 22 | 0 | - | 5 |
| GIRONA | 1 | 3 | 4 | 0 | - | 0 | 0 | 0 | 0 | 0 | - | 0 | 1 | 3 | 4 | 0 | - | 0 |
| LLEIDA | 0 | 0 | 0 | 0 | - | 0 | 0 | 0 | 0 | 0 | - | 0 | 0 | 0 | 0 | 0 | - | 0 |
| TARRAGONA | 1 | 1 | 1 | 0 | - | 1 | 0 | 0 | 0 | 0 | - | 0 | 1 | 1 | 1 | 0 | - | 1 |
| COMUNIDAD VALENCIANA | 2 | 8 | 9 | 1 | 11,11 | 1 | 0 | 0 | 0 | 0 | - | 0 | 2 | 8 | 9 | 1 | 11,11 | 1 |
| ALICANTE | 0 | 0 | 0 | 0 | - | 0 | 0 | 0 | 0 | 0 | - | 0 | 0 | 0 | 0 | 0 | - | 0 |
| CASTELLÓN | 0 | 0 | 0 | 0 | - | 0 | 0 | 0 | 0 | 0 | - | 0 | 0 | 0 | 0 | 0 | - | 0 |
| VALENCIA | 2 | 8 | 9 | 1 | 11,11 | 1 | 0 | 0 | 0 | 0 | - | 0 | 2 | 8 | 9 | 1 | 11,11 | 1 |
| EXTREMADURA | 0 | 3 | 1 | 0 | - | 2 | 0 | 0 | 0 | 0 | - | 0 | 0 | 3 | 1 | 0 | - | 2 |
| BADAJOS | 0 | 2 | 0 | 0 | - | 2 | 0 | 0 | 0 | 0 | - | 0 | 0 | 2 | 0 | 0 | - | 2 |
| CÁCERES | 0 | 1 | 1 | 0 | - | 0 | 0 | 0 | 0 | 0 | - | 0 | 0 | 1 | 1 | 0 | - | 0 |
| GALICIA | 2 | 6 | 1 | 0 | - | 7 | 2 | 6 | 8 | 0 | - | 0 | 4 | 12 | 9 | 0 | - | 7 |
| A CORUÑA | 0 | 0 | 0 | 0 | - | 0 | 0 | 2 | 2 | 0 | - | 0 | 0 | 2 | 2 | 0 | - | 0 |
| LUGO | 0 | 0 | 0 | 0 | - | 0 | 0 | 1 | 1 | 0 | - | 0 | 0 | 1 | 1 | 0 | - | 0 |
| OURENSE | 0 | 1 | 0 | 0 | - | 1 | 0 | 0 | 0 | 0 | - | 0 | 0 | 1 | 0 | 0 | - | 1 |
| PONTEVEDRA | 2 | 5 | 1 | 0 | - | 6 | 2 | 3 | 5 | 0 | - | 0 | 4 | 8 | 6 | 0 | - | 6 |
| MADRID | 10 | 68 | 59 | 1 | 1,69 | 19 | 0 | 25 | 25 | 0 | - | 0 | 10 | 93 | 84 | 1 | 1,19 | 19 |
| MURCIA | 6 | 14 | 17 | 4 | 23,53 | 3 | 8 | 7 | 13 | 0 | - | 2 | 14 | 21 | 30 | 4 | 13,33 | 5 |
| NAVARRA | 3 | 4 | 7 | 3 | 42,86 | 0 | 0 | 0 | 0 | 0 | - | 0 | 3 | 4 | 7 | 3 | 42,86 | 0 |
| PAÍS VASCO | 0 | 8 | 7 | 5 | 71,43 | 1 | 0 | 0 | 0 | 0 | - | 0 | 0 | 8 | 7 | 5 | 71,43 | 1 |
| ARABA/ÁLAVA | 0 | 0 | 0 | 0 | - | 0 | 0 | 0 | 0 | 0 | - | 0 | 0 | 0 | 0 | 0 | - | 0 |
| GIPUZKOA | 0 | 5 | 4 | 2 | 50,00 | 1 | 0 | 0 | 0 | 0 | - | 0 | 0 | 5 | 4 | 2 | 50,00 | 1 |
| BIZKAIA | 0 | 3 | 3 | 3 | 100,00 | 0 | 0 | 0 | 0 | 0 | - | 0 | 0 | 3 | 3 | 3 | 100,00 | 0 |
| LA RIOJA | 0 | 0 | 0 | 0 | - | 0 | 0 | 0 | 0 | 0 | - | 0 | 0 | 0 | 0 | 0 | - | 0 |
| CEUTA | 0 | 1 | 1 | 1 | 100,00 | 0 | 0 | 0 | 0 | 0 | - | 0 | 0 | 1 | 1 | 1 | 100,00 | 0 |
| MELILLA | 14 | 13 | 3 | 2 | 66,67 | 24 | 0 | 2 | 1 | 0 | - | 1 | 14 | 15 | 4 | 2 | 50,00 | 25 |

| | | | | | | | | | | | | | | | | | | |
|---------------------|-----------|------------|------------|-----------|--------------|-----------|-----------|-----------|-----------|----------|----------|-----------|------------|------------|------------|-----------|-------------|------------|
| TOTAL ESTADO | 92 | 208 | 207 | 22 | 10,63 | 93 | 29 | 79 | 91 | 0 | - | 17 | 121 | 287 | 298 | 22 | 7,38 | 110 |
|---------------------|-----------|------------|------------|-----------|--------------|-----------|-----------|-----------|-----------|----------|----------|-----------|------------|------------|------------|-----------|-------------|------------|

3. Revisiones de oficio e instancia de parte: datos de la gestión mensual y anual



PRESTACIONES DEL REAL DECRETO 383/1984, DE 1 DE FEBRERO REVISIONES DE OFICIO E INSTANCIA DE PARTE EFECTUADAS DE SGIM DATOS DE GESTIÓN CORRESPONDIENTES AL MES DE ABRIL DE 2024

| CC.AA. Y/O PROVINCIAS | REVISIONES EFECTUADAS | | | | CAUSAS DE EXTINCIÓN DEL DERECHO | | | | | | |
|-----------------------------|-----------------------|----------------------|--------------|----------|---------------------------------|---------------------|----------------------------|-----------------------|---------------|-------------------|-----------|
| | Modifica. Cuantía | Extinción Derecho | Suspensión | | TOTAL | Recursos Propios | Prestación Incompatible | Pérdida Residencia | Fallecimiento | Grado y Baremo | TOTAL |
| | | | Act. Laboral | Otras | | | | | | | |
| ANDALUCÍA | 0 | 11 | 0 | 0 | 11 | 2 | 4 | 0 | 5 | 0 | 11 |
| ALMERÍA | 0 | 3 | 0 | 0 | 3 | 0 | 3 | 0 | 0 | 0 | 3 |
| CÁDIZ | 0 | 3 | 0 | 0 | 3 | 2 | 1 | 0 | 0 | 0 | 3 |
| CÓRDOBA | 0 | 0 | 0 | 0 | 0 | 0 | 0 | 0 | 0 | 0 | 0 |
| GRANADA | 0 | 1 | 0 | 0 | 1 | 0 | 0 | 0 | 1 | 0 | 1 |
| HUELVA | 0 | 0 | 0 | 0 | 0 | 0 | 0 | 0 | 0 | 0 | 0 |
| JAÉN | 0 | 2 | 0 | 0 | 2 | 0 | 0 | 0 | 2 | 0 | 2 |
| MÁLAGA | 0 | 1 | 0 | 0 | 1 | 0 | 0 | 0 | 1 | 0 | 1 |
| SEVILLA | 0 | 1 | 0 | 0 | 1 | 0 | 0 | 0 | 1 | 0 | 1 |
| ARAGÓN | 0 | 1 | 0 | 0 | 1 | 0 | 0 | 0 | 1 | 0 | 1 |
| HUESCA | 0 | 1 | 0 | 0 | 1 | 0 | 0 | 0 | 1 | 0 | 1 |
| TERUEL | 0 | 0 | 0 | 0 | 0 | 0 | 0 | 0 | 0 | 0 | 0 |
| ZARAGOZA | 0 | 0 | 0 | 0 | 0 | 0 | 0 | 0 | 0 | 0 | 0 |
| ASTURIAS | 0 | 6 | 0 | 0 | 6 | 4 | 1 | 0 | 1 | 0 | 6 |
| ILLES BALEARS | 0 | 0 | 0 | 0 | 0 | 0 | 0 | 0 | 0 | 0 | 0 |
| CANARIAS | 0 | 1 | 0 | 0 | 1 | 0 | 0 | 0 | 1 | 0 | 1 |
| LAS PALMAS | 0 | 0 | 0 | 0 | 0 | 0 | 0 | 0 | 0 | 0 | 0 |
| S.C. TENERIFE | 0 | 1 | 0 | 0 | 1 | 0 | 0 | 0 | 1 | 0 | 1 |
| CANTABRIA | 0 | 0 | 0 | 0 | 0 | 0 | 0 | 0 | 0 | 0 | 0 |
| CASTILLA Y LEÓN | 0 | 3 | 0 | 0 | 3 | 0 | 3 | 0 | 0 | 0 | 3 |
| ÁVILA | 0 | 0 | 0 | 0 | 0 | 0 | 0 | 0 | 0 | 0 | 0 |
| BURGOS | 0 | 0 | 0 | 0 | 0 | 0 | 0 | 0 | 0 | 0 | 0 |
| LEÓN | 0 | 0 | 0 | 0 | 0 | 0 | 0 | 0 | 0 | 0 | 0 |
| PALENCIA | 0 | 0 | 0 | 0 | 0 | 0 | 0 | 0 | 0 | 0 | 0 |
| SALAMANCA | 0 | 1 | 0 | 0 | 1 | 0 | 1 | 0 | 0 | 0 | 1 |
| SEGOVIA | 0 | 1 | 0 | 0 | 1 | 0 | 1 | 0 | 0 | 0 | 1 |
| SORIA | 0 | 0 | 0 | 0 | 0 | 0 | 0 | 0 | 0 | 0 | 0 |
| VALLADOLID | 0 | 1 | 0 | 0 | 1 | 0 | 1 | 0 | 0 | 0 | 1 |
| ZAMORA | 0 | 0 | 0 | 0 | 0 | 0 | 0 | 0 | 0 | 0 | 0 |
| CASTILLA-LA MANCHA | 0 | 2 | 0 | 0 | 2 | 0 | 0 | 0 | 2 | 0 | 2 |
| ALBACETE | 0 | 1 | 0 | 0 | 1 | 0 | 0 | 0 | 1 | 0 | 1 |
| CIUDAD REAL | 0 | 0 | 0 | 0 | 0 | 0 | 0 | 0 | 0 | 0 | 0 |
| CUENCA | 0 | 0 | 0 | 0 | 0 | 0 | 0 | 0 | 0 | 0 | 0 |
| GUADALAJARA | 0 | 0 | 0 | 0 | 0 | 0 | 0 | 0 | 0 | 0 | 0 |
| TOLEDO | 0 | 1 | 0 | 0 | 1 | 0 | 0 | 0 | 1 | 0 | 1 |

(Continúa al dorso)

| CC.AA. Y/O PROVINCIAS | REVISIONES EFECTUADAS | | | | | CAUSAS DE EXTINCIÓN DEL DERECHO | | | | | |
|-----------------------------|-----------------------|----------------------|--------------|----------|-----------|---------------------------------|----------------------------|-----------------------|---------------|-------------------|-----------|
| | Modifica. Cuantía | Extinción Derecho | Suspensión | | TOTAL | Recursos Propios | Prestación Incompatible | Pérdida Residencia | Fallecimiento | Grado y Baremo | TOTAL |
| | | | Act. Laboral | Otras | | | | | | | |
| CATALUNYA | 0 | 0 | 0 | 0 | 0 | 0 | 0 | 0 | 0 | 0 | 0 |
| BARCELONA | 0 | 0 | 0 | 0 | 0 | 0 | 0 | 0 | 0 | 0 | 0 |
| GIRONA | 0 | 0 | 0 | 0 | 0 | 0 | 0 | 0 | 0 | 0 | 0 |
| LLEIDA | 0 | 0 | 0 | 0 | 0 | 0 | 0 | 0 | 0 | 0 | 0 |
| TARRAGONA | 0 | 0 | 0 | 0 | 0 | 0 | 0 | 0 | 0 | 0 | 0 |
| COMUNIDAD VALENCIANA | 0 | 0 | 0 | 0 | 0 | 0 | 0 | 0 | 0 | 0 | 0 |
| ALICANTE | 0 | 0 | 0 | 0 | 0 | 0 | 0 | 0 | 0 | 0 | 0 |
| CASTELLÓN | 0 | 0 | 0 | 0 | 0 | 0 | 0 | 0 | 0 | 0 | 0 |
| VALENCIA | 0 | 0 | 0 | 0 | 0 | 0 | 0 | 0 | 0 | 0 | 0 |
| EXTREMADURA | 1 | 0 | 0 | 1 | 2 | 0 | 0 | 0 | 0 | 0 | 0 |
| BADAJOS | 0 | 0 | 0 | 1 | 1 | 0 | 0 | 0 | 0 | 0 | 0 |
| CÁCERES | 1 | 0 | 0 | 0 | 1 | 0 | 0 | 0 | 0 | 0 | 0 |
| GALICIA | 0 | 1 | 0 | 0 | 1 | 0 | 0 | 1 | 0 | 0 | 1 |
| A CORUÑA | 0 | 0 | 0 | 0 | 0 | 0 | 0 | 0 | 0 | 0 | 0 |
| LUGO | 0 | 0 | 0 | 0 | 0 | 0 | 0 | 0 | 0 | 0 | 0 |
| OURENSE | 0 | 1 | 0 | 0 | 1 | 0 | 0 | 1 | 0 | 0 | 1 |
| PONTEVEDRA | 0 | 0 | 0 | 0 | 0 | 0 | 0 | 0 | 0 | 0 | 0 |
| MADRID | 0 | 4 | 0 | 0 | 4 | 0 | 4 | 0 | 0 | 0 | 4 |
| MURCIA | 0 | 1 | 0 | 1 | 2 | 0 | 1 | 0 | 0 | 0 | 1 |
| NAVARRA | 0 | 1 | 0 | 0 | 1 | 1 | 0 | 0 | 0 | 0 | 1 |
| PAÍS VASCO | 0 | 0 | 0 | 0 | 0 | 0 | 0 | 0 | 0 | 0 | 0 |
| ARABA/ÁLAVA | 0 | 0 | 0 | 0 | 0 | 0 | 0 | 0 | 0 | 0 | 0 |
| GIPUZKOA | 0 | 0 | 0 | 0 | 0 | 0 | 0 | 0 | 0 | 0 | 0 |
| BIZKAIA | 0 | 0 | 0 | 0 | 0 | 0 | 0 | 0 | 0 | 0 | 0 |
| LA RIOJA | 0 | 1 | 0 | 0 | 1 | 1 | 0 | 0 | 0 | 0 | 1 |
| CEUTA | 0 | 0 | 0 | 0 | 0 | 0 | 0 | 0 | 0 | 0 | 0 |
| MELILLA | 0 | 1 | 0 | 0 | 1 | 0 | 1 | 0 | 0 | 0 | 1 |
| TOTAL ESTADO | 1 | 33 | 0 | 2 | 36 | 8 | 14 | 0 | 11 | 0 | 33 |

PRESTACIONES DEL REAL DECRETO 383/1984, DE 1 DE FEBRERO REVISIONES DE OFICIO E INSTANCIA DE PARTE EFECTUADAS EN SATP DATOS DE GESTIÓN CORRESPONDIENTES AL MES DE ABRIL DE 2024

| CC.AA. Y/O PROVINCIAS | REVISIONES EFECTUADAS | | | CAUSAS DE EXTINCIÓN DEL DERECHO | | | | | | | |
|-------------------------------------|-----------------------|------------|----------|---------------------------------|--------------|----------|------------|---------------|----------|----------|----------|
| | Extinción | Suspensión | TOTAL | Recursos | Prestación | Ingreso | Pérdida | Fallecimiento | Grado y | Alta | TOTAL |
| | Derecho | | | Propios | Incompatible | Centro | Residencia | | Baremo | S.S. | |
| ANDALUCÍA | 1 | 0 | 1 | 0 | 0 | 0 | 0 | 1 | 0 | 0 | 1 |
| ALMERÍA | 0 | 0 | 0 | 0 | 0 | 0 | 0 | 0 | 0 | 0 | 0 |
| CÁDIZ | 0 | 0 | 0 | 0 | 0 | 0 | 0 | 0 | 0 | 0 | 0 |
| CÓRDOBA | 0 | 0 | 0 | 0 | 0 | 0 | 0 | 0 | 0 | 0 | 0 |
| GRANADA | 0 | 0 | 0 | 0 | 0 | 0 | 0 | 0 | 0 | 0 | 0 |
| HUELVA | 0 | 0 | 0 | 0 | 0 | 0 | 0 | 0 | 0 | 0 | 0 |
| JAÉN | 0 | 0 | 0 | 0 | 0 | 0 | 0 | 0 | 0 | 0 | 0 |
| MÁLAGA | 0 | 0 | 0 | 0 | 0 | 0 | 0 | 0 | 0 | 0 | 0 |
| SEVILLA | 1 | 0 | 1 | 0 | 0 | 0 | 0 | 1 | 0 | 0 | 1 |
| ARAGÓN | 0 | 0 | 0 | 0 | 0 | 0 | 0 | 0 | 0 | 0 | 0 |
| HUESCA | 0 | 0 | 0 | 0 | 0 | 0 | 0 | 0 | 0 | 0 | 0 |
| TERUEL | 0 | 0 | 0 | 0 | 0 | 0 | 0 | 0 | 0 | 0 | 0 |
| ZARAGOZA | 0 | 0 | 0 | 0 | 0 | 0 | 0 | 0 | 0 | 0 | 0 |
| ASTURIAS | 0 | 0 | 0 | 0 | 0 | 0 | 0 | 0 | 0 | 0 | 0 |
| ILLES BALEARS | 0 | 0 | 0 | 0 | 0 | 0 | 0 | 0 | 0 | 0 | 0 |
| CANARIAS | 0 | 0 | 0 | 0 | 0 | 0 | 0 | 0 | 0 | 0 | 0 |
| LAS PALMAS | 0 | 0 | 0 | 0 | 0 | 0 | 0 | 0 | 0 | 0 | 0 |
| S.C. TENERIFE | 0 | 0 | 0 | 0 | 0 | 0 | 0 | 0 | 0 | 0 | 0 |
| CANTABRIA | 0 | 0 | 0 | 0 | 0 | 0 | 0 | 0 | 0 | 0 | 0 |
| CASTILLA Y LEÓN | 0 | 0 | 0 | 0 | 0 | 0 | 0 | 0 | 0 | 0 | 0 |
| ÁVILA | 0 | 0 | 0 | 0 | 0 | 0 | 0 | 0 | 0 | 0 | 0 |
| BURGOS | 0 | 0 | 0 | 0 | 0 | 0 | 0 | 0 | 0 | 0 | 0 |
| LEÓN | 0 | 0 | 0 | 0 | 0 | 0 | 0 | 0 | 0 | 0 | 0 |
| PALENCIA | 0 | 0 | 0 | 0 | 0 | 0 | 0 | 0 | 0 | 0 | 0 |
| SALAMANCA | 0 | 0 | 0 | 0 | 0 | 0 | 0 | 0 | 0 | 0 | 0 |
| SEGOVIA | 0 | 0 | 0 | 0 | 0 | 0 | 0 | 0 | 0 | 0 | 0 |
| SORIA | 0 | 0 | 0 | 0 | 0 | 0 | 0 | 0 | 0 | 0 | 0 |
| VALLADOLID | 0 | 0 | 0 | 0 | 0 | 0 | 0 | 0 | 0 | 0 | 0 |
| ZAMORA | 0 | 0 | 0 | 0 | 0 | 0 | 0 | 0 | 0 | 0 | 0 |
| CASTILLA-LA MANCHA | 1 | 0 | 1 | 0 | 0 | 1 | 0 | 0 | 0 | 0 | 1 |
| ALBACETE | 0 | 0 | 0 | 0 | 0 | 0 | 0 | 0 | 0 | 0 | 0 |
| CIUDAD REAL | 0 | 0 | 0 | 0 | 0 | 0 | 0 | 0 | 0 | 0 | 0 |
| CUENCA | 0 | 0 | 0 | 0 | 0 | 0 | 0 | 0 | 0 | 0 | 0 |
| GUADALAJARA | 1 | 0 | 1 | 0 | 0 | 1 | 0 | 0 | 0 | 0 | 1 |
| TOLEDO | 0 | 0 | 0 | 0 | 0 | 0 | 0 | 0 | 0 | 0 | 0 |

(Continúa al dorso)

| CC.AA. Y/O PROVINCIAS | REVISIONES EFECTUADAS | | | CAUSAS DE EXTINCIÓN DEL DERECHO | | | | | | | | |
|-----------------------------|-----------------------|------------|----------|---------------------------------|--------------|----------|------------|---------------|----------|----------|----------|----------|
| | Extinción | Suspensión | TOTAL | Recursos | Prestación | Ingreso | Pérdida | Fallecimiento | Grado y | Alta | TOTAL | |
| | Derecho | | | Propios | Incompatible | Centro | Residencia | | Baremo | S.S. | | |
| CATALUNYA | 0 | 0 | 0 | 0 | 0 | 0 | 0 | 0 | 0 | 0 | 0 | 0 |
| BARCELONA | 0 | 0 | 0 | 0 | 0 | 0 | 0 | 0 | 0 | 0 | 0 | 0 |
| GIRONA | 0 | 0 | 0 | 0 | 0 | 0 | 0 | 0 | 0 | 0 | 0 | 0 |
| LLEIDA | 0 | 0 | 0 | 0 | 0 | 0 | 0 | 0 | 0 | 0 | 0 | 0 |
| TARRAGONA | 0 | 0 | 0 | 0 | 0 | 0 | 0 | 0 | 0 | 0 | 0 | 0 |
| COMUNIDAD VALENCIANA | 0 | 0 | 0 | 0 | 0 | 0 | 0 | 0 | 0 | 0 | 0 | 0 |
| ALICANTE | 0 | 0 | 0 | 0 | 0 | 0 | 0 | 0 | 0 | 0 | 0 | 0 |
| CASTELLÓN | 0 | 0 | 0 | 0 | 0 | 0 | 0 | 0 | 0 | 0 | 0 | 0 |
| VALENCIA | 0 | 0 | 0 | 0 | 0 | 0 | 0 | 0 | 0 | 0 | 0 | 0 |
| EXTREMADURA | 0 | 0 | 0 | 0 | 0 | 0 | 0 | 0 | 0 | 0 | 0 | 0 |
| BADAJOS | 0 | 0 | 0 | 0 | 0 | 0 | 0 | 0 | 0 | 0 | 0 | 0 |
| CÁCERES | 0 | 0 | 0 | 0 | 0 | 0 | 0 | 0 | 0 | 0 | 0 | 0 |
| GALICIA | 0 | 0 | 0 | 0 | 0 | 0 | 0 | 0 | 0 | 0 | 0 | 0 |
| A CORUÑA | 0 | 0 | 0 | 0 | 0 | 0 | 0 | 0 | 0 | 0 | 0 | 0 |
| LUGO | 0 | 0 | 0 | 0 | 0 | 0 | 0 | 0 | 0 | 0 | 0 | 0 |
| OURENSE | 0 | 0 | 0 | 0 | 0 | 0 | 0 | 0 | 0 | 0 | 0 | 0 |
| PONTEVEDRA | 0 | 0 | 0 | 0 | 0 | 0 | 0 | 0 | 0 | 0 | 0 | 0 |
| MADRID | 0 | 0 | 0 | 0 | 0 | 0 | 0 | 0 | 0 | 0 | 0 | 0 |
| MURCIA | 1 | 0 | 1 | 0 | 0 | 0 | 0 | 0 | 1 | 0 | 1 | 1 |
| NAVARRA | 0 | 0 | 0 | 0 | 0 | 0 | 0 | 0 | 0 | 0 | 0 | 0 |
| PAÍS VASCO | 0 | 0 | 0 | 0 | 0 | 0 | 0 | 0 | 0 | 0 | 0 | 0 |
| ARABA/ÁLAVA | 0 | 0 | 0 | 0 | 0 | 0 | 0 | 0 | 0 | 0 | 0 | 0 |
| GIPUZKOA | 0 | 0 | 0 | 0 | 0 | 0 | 0 | 0 | 0 | 0 | 0 | 0 |
| BIZKAIA | 0 | 0 | 0 | 0 | 0 | 0 | 0 | 0 | 0 | 0 | 0 | 0 |
| LA RIOJA | 0 | 0 | 0 | 0 | 0 | 0 | 0 | 0 | 0 | 0 | 0 | 0 |
| CEUTA | 0 | 0 | 0 | 0 | 0 | 0 | 0 | 0 | 0 | 0 | 0 | 0 |
| MELILLA | 0 | 0 | 0 | 0 | 0 | 0 | 0 | 0 | 0 | 0 | 0 | 0 |
| TOTAL ESTADO | 3 | 0 | 3 | 0 | 0 | 1 | 0 | 1 | 1 | 0 | 3 | 3 |

PRESTACIONES DEL REAL DECRETO 383/1984, DE 1 DE FEBRERO REVISIONES DE OFICIO E INSTANCIA DE PARTE EFECTUADAS EN SMTG DATOS DE GESTIÓN CORRESPONDIENTES AL MES DE ABRIL DE 2024

| CC.AA. Y/O PROVINCIAS | REVISIONES EFECTUADAS | | | CAUSAS DE EXTINCIÓN DEL DERECHO | | | | | | | | |
|-----------------------------|-----------------------|------------|----------|---------------------------------|------------|--------------|----------|----------|---------------|----------|----------|----------|
| | Extinción | Suspensión | TOTAL | Recursos | Recursos | Prestación | Ingreso | Pérdida | Fallecimiento | Grado y | Alta | TOTAL |
| | Derecho | | | Propios | Familiares | Incompatible | Centro | | | Baremo | | |
| ANDALUCÍA | 0 | 0 | 0 | 0 | 0 | 0 | 0 | 0 | 0 | 0 | 0 | 0 |
| ALMERÍA | 0 | 0 | 0 | 0 | 0 | 0 | 0 | 0 | 0 | 0 | 0 | 0 |
| CÁDIZ | 0 | 0 | 0 | 0 | 0 | 0 | 0 | 0 | 0 | 0 | 0 | 0 |
| CÓRDOBA | 0 | 0 | 0 | 0 | 0 | 0 | 0 | 0 | 0 | 0 | 0 | 0 |
| GRANADA | 0 | 0 | 0 | 0 | 0 | 0 | 0 | 0 | 0 | 0 | 0 | 0 |
| HUELVA | 0 | 0 | 0 | 0 | 0 | 0 | 0 | 0 | 0 | 0 | 0 | 0 |
| JAÉN | 0 | 0 | 0 | 0 | 0 | 0 | 0 | 0 | 0 | 0 | 0 | 0 |
| MÁLAGA | 0 | 0 | 0 | 0 | 0 | 0 | 0 | 0 | 0 | 0 | 0 | 0 |
| SEVILLA | 0 | 0 | 0 | 0 | 0 | 0 | 0 | 0 | 0 | 0 | 0 | 0 |
| ARAGÓN | 0 | 0 | 0 | 0 | 0 | 0 | 0 | 0 | 0 | 0 | 0 | 0 |
| HUESCA | 0 | 0 | 0 | 0 | 0 | 0 | 0 | 0 | 0 | 0 | 0 | 0 |
| TERUEL | 0 | 0 | 0 | 0 | 0 | 0 | 0 | 0 | 0 | 0 | 0 | 0 |
| ZARAGOZA | 0 | 0 | 0 | 0 | 0 | 0 | 0 | 0 | 0 | 0 | 0 | 0 |
| ASTURIAS | 0 | 0 | 0 | 0 | 0 | 0 | 0 | 0 | 0 | 0 | 0 | 0 |
| ILLES BALEARS | 0 | 0 | 0 | 0 | 0 | 0 | 0 | 0 | 0 | 0 | 0 | 0 |
| CANARIAS | 0 | 0 | 0 | 0 | 0 | 0 | 0 | 0 | 0 | 0 | 0 | 0 |
| LAS PALMAS | 0 | 0 | 0 | 0 | 0 | 0 | 0 | 0 | 0 | 0 | 0 | 0 |
| S.C. TENERIFE | 0 | 0 | 0 | 0 | 0 | 0 | 0 | 0 | 0 | 0 | 0 | 0 |
| CANTABRIA | 0 | 0 | 0 | 0 | 0 | 0 | 0 | 0 | 0 | 0 | 0 | 0 |
| CASTILLA Y LEÓN | 1 | 0 | 1 | 0 | 0 | 0 | 0 | 0 | 1 | 0 | 0 | 1 |
| ÁVILA | 0 | 0 | 0 | 0 | 0 | 0 | 0 | 0 | 0 | 0 | 0 | 0 |
| BURGOS | 0 | 0 | 0 | 0 | 0 | 0 | 0 | 0 | 0 | 0 | 0 | 0 |
| LEÓN | 0 | 0 | 0 | 0 | 0 | 0 | 0 | 0 | 0 | 0 | 0 | 0 |
| PALENCIA | 0 | 0 | 0 | 0 | 0 | 0 | 0 | 0 | 0 | 0 | 0 | 0 |
| SALAMANCA | 0 | 0 | 0 | 0 | 0 | 0 | 0 | 0 | 0 | 0 | 0 | 0 |
| SEGOVIA | 0 | 0 | 0 | 0 | 0 | 0 | 0 | 0 | 0 | 0 | 0 | 0 |
| SORIA | 0 | 0 | 0 | 0 | 0 | 0 | 0 | 0 | 0 | 0 | 0 | 0 |
| VALLADOLID | 0 | 0 | 0 | 0 | 0 | 0 | 0 | 0 | 0 | 0 | 0 | 0 |
| ZAMORA | 1 | 0 | 1 | 0 | 0 | 0 | 0 | 0 | 1 | 0 | 0 | 1 |
| CASTILLA-LA MANCHA | 0 | 0 | 0 | 0 | 0 | 0 | 0 | 0 | 0 | 0 | 0 | 0 |
| ALBACETE | 0 | 0 | 0 | 0 | 0 | 0 | 0 | 0 | 0 | 0 | 0 | 0 |
| CIUDAD REAL | 0 | 0 | 0 | 0 | 0 | 0 | 0 | 0 | 0 | 0 | 0 | 0 |
| CUENCA | 0 | 0 | 0 | 0 | 0 | 0 | 0 | 0 | 0 | 0 | 0 | 0 |
| GUADALAJARA | 0 | 0 | 0 | 0 | 0 | 0 | 0 | 0 | 0 | 0 | 0 | 0 |
| TOLEDO | 0 | 0 | 0 | 0 | 0 | 0 | 0 | 0 | 0 | 0 | 0 | 0 |

(Continúa al dorso)

| CC.AA. Y/O PROVINCIAS | REVISIONES EFECTUADAS | | | CAUSAS DE EXTINCIÓN DEL DERECHO | | | | | | | | |
|-----------------------------|-----------------------|------------|----------|---------------------------------|------------|--------------|----------|----------|---------------|----------|----------|----------|
| | Extinción | Suspensión | TOTAL | Recursos | Recursos | Prestación | Ingreso | Pérdida | Fallecimiento | Grado y | Alta | TOTAL |
| | Derecho | | | Propios | Familiares | Incompatible | Centro | | | Baremo | | |
| CATALUNYA | 0 | 0 | 0 | 0 | 0 | 0 | 0 | 0 | 0 | 0 | 0 | 0 |
| BARCELONA | 0 | 0 | 0 | 0 | 0 | 0 | 0 | 0 | 0 | 0 | 0 | 0 |
| GIRONA | 0 | 0 | 0 | 0 | 0 | 0 | 0 | 0 | 0 | 0 | 0 | 0 |
| LLEIDA | 0 | 0 | 0 | 0 | 0 | 0 | 0 | 0 | 0 | 0 | 0 | 0 |
| TARRAGONA | 0 | 0 | 0 | 0 | 0 | 0 | 0 | 0 | 0 | 0 | 0 | 0 |
| COMUNIDAD VALENCIANA | 1 | 0 | 1 | 0 | 1 | 0 | 0 | 0 | 0 | 0 | 0 | 1 |
| ALICANTE | 0 | 0 | 0 | 0 | 0 | 0 | 0 | 0 | 0 | 0 | 0 | 0 |
| CASTELLÓN | 0 | 0 | 0 | 0 | 0 | 0 | 0 | 0 | 0 | 0 | 0 | 0 |
| VALENCIA | 1 | 0 | 1 | 0 | 1 | 0 | 0 | 0 | 0 | 0 | 0 | 1 |
| EXTREMADURA | 0 | 1 | 1 | 0 | 0 | 0 | 0 | 0 | 0 | 0 | 0 | 0 |
| BADAJOS | 0 | 0 | 0 | 0 | 0 | 0 | 0 | 0 | 0 | 0 | 0 | 0 |
| CÁCERES | 0 | 1 | 1 | 0 | 0 | 0 | 0 | 0 | 0 | 0 | 0 | 0 |
| GALICIA | 0 | 0 | 0 | 0 | 0 | 0 | 0 | 0 | 0 | 0 | 0 | 0 |
| A CORUÑA | 0 | 0 | 0 | 0 | 0 | 0 | 0 | 0 | 0 | 0 | 0 | 0 |
| LUGO | 0 | 0 | 0 | 0 | 0 | 0 | 0 | 0 | 0 | 0 | 0 | 0 |
| OURENSE | 0 | 0 | 0 | 0 | 0 | 0 | 0 | 0 | 0 | 0 | 0 | 0 |
| PONTEVEDRA | 0 | 0 | 0 | 0 | 0 | 0 | 0 | 0 | 0 | 0 | 0 | 0 |
| MADRID | 0 | 0 | 0 | 0 | 0 | 0 | 0 | 0 | 0 | 0 | 0 | 0 |
| MURCIA | 0 | 0 | 0 | 0 | 0 | 0 | 0 | 0 | 0 | 0 | 0 | 0 |
| NAVARRA | 0 | 0 | 0 | 0 | 0 | 0 | 0 | 0 | 0 | 0 | 0 | 0 |
| PAÍS VASCO | 0 | 0 | 0 | 0 | 0 | 0 | 0 | 0 | 0 | 0 | 0 | 0 |
| ARABA/ÁLAVA | 0 | 0 | 0 | 0 | 0 | 0 | 0 | 0 | 0 | 0 | 0 | 0 |
| GIPUZKOA | 0 | 0 | 0 | 0 | 0 | 0 | 0 | 0 | 0 | 0 | 0 | 0 |
| BIZKAIA | 0 | 0 | 0 | 0 | 0 | 0 | 0 | 0 | 0 | 0 | 0 | 0 |
| LA RIOJA | 0 | 0 | 0 | 0 | 0 | 0 | 0 | 0 | 0 | 0 | 0 | 0 |
| CEUTA | 2 | 0 | 2 | 0 | 2 | 0 | 0 | 0 | 0 | 0 | 0 | 2 |
| MELILLA | 1 | 0 | 1 | 0 | 0 | 0 | 0 | 0 | 1 | 0 | 0 | 1 |
| TOTAL ESTADO | 5 | 1 | 6 | 0 | 3 | 0 | 0 | 0 | 2 | 0 | 0 | 5 |

PRESTACIONES DEL REAL DECRETO 383/1984, DE 1 DE FEBRERO REVISIONES DE OFICIO E INSTANCIA DE PARTE EFECTUADAS EN ASPF DATOS DE GESTIÓN CORRESPONDIENTES AL MES DE ABRIL DE 2024

| CC.AA. Y/O PROVINCIAS | REVISIONES EFECTUADAS | | | CAUSAS DE EXTINCIÓN DEL DERECHO | | | | | |
|-----------------------------|-----------------------|------------|----------|---------------------------------|------------|---------------|----------|----------|----------|
| | Extinción | Suspensión | TOTAL | Prestación | Pérdida | Fallecimiento | Grado y | Alta | TOTAL |
| | Derecho | | | Incompatible | Residencia | | Baremo | S.S. | |
| ANDALUCÍA | 7 | 0 | 7 | 0 | 0 | 7 | 0 | 0 | 7 |
| ALMERÍA | 1 | 0 | 1 | 0 | 0 | 1 | 0 | 0 | 1 |
| CÁDIZ | 0 | 0 | 0 | 0 | 0 | 0 | 0 | 0 | 0 |
| CÓRDOBA | 0 | 0 | 0 | 0 | 0 | 0 | 0 | 0 | 0 |
| GRANADA | 0 | 0 | 0 | 0 | 0 | 0 | 0 | 0 | 0 |
| HUELVA | 1 | 0 | 1 | 0 | 0 | 1 | 0 | 0 | 1 |
| JAÉN | 0 | 0 | 0 | 0 | 0 | 0 | 0 | 0 | 0 |
| MÁLAGA | 4 | 0 | 4 | 0 | 0 | 4 | 0 | 0 | 4 |
| SEVILLA | 1 | 0 | 1 | 0 | 0 | 1 | 0 | 0 | 1 |
| ARAGÓN | 1 | 0 | 1 | 0 | 0 | 1 | 0 | 0 | 1 |
| HUESCA | 0 | 0 | 0 | 0 | 0 | 0 | 0 | 0 | 0 |
| TERUEL | 0 | 0 | 0 | 0 | 0 | 0 | 0 | 0 | 0 |
| ZARAGOZA | 1 | 0 | 1 | 0 | 0 | 1 | 0 | 0 | 1 |
| ASTURIAS | 1 | 0 | 1 | 0 | 0 | 1 | 0 | 0 | 1 |
| ILLES BALEARS | 0 | 0 | 0 | 0 | 0 | 0 | 0 | 0 | 0 |
| CANARIAS | 0 | 0 | 0 | 0 | 0 | 0 | 0 | 0 | 0 |
| LAS PALMAS | 0 | 0 | 0 | 0 | 0 | 0 | 0 | 0 | 0 |
| S.C. TENERIFE | 0 | 0 | 0 | 0 | 0 | 0 | 0 | 0 | 0 |
| CANTABRIA | 0 | 0 | 0 | 0 | 0 | 0 | 0 | 0 | 0 |
| CASTILLA Y LEÓN | 0 | 0 | 0 | 0 | 0 | 0 | 0 | 0 | 0 |
| ÁVILA | 0 | 0 | 0 | 0 | 0 | 0 | 0 | 0 | 0 |
| BURGOS | 0 | 0 | 0 | 0 | 0 | 0 | 0 | 0 | 0 |
| LEÓN | 0 | 0 | 0 | 0 | 0 | 0 | 0 | 0 | 0 |
| PALENCIA | 0 | 0 | 0 | 0 | 0 | 0 | 0 | 0 | 0 |
| SALAMANCA | 0 | 0 | 0 | 0 | 0 | 0 | 0 | 0 | 0 |
| SEGOVIA | 0 | 0 | 0 | 0 | 0 | 0 | 0 | 0 | 0 |
| SORIA | 0 | 0 | 0 | 0 | 0 | 0 | 0 | 0 | 0 |
| VALLADOLID | 0 | 0 | 0 | 0 | 0 | 0 | 0 | 0 | 0 |
| ZAMORA | 0 | 0 | 0 | 0 | 0 | 0 | 0 | 0 | 0 |
| ARAGÓN | 0 | 0 | 0 | 0 | 0 | 0 | 0 | 0 | 0 |
| ALBACETE | 0 | 0 | 0 | 0 | 0 | 0 | 0 | 0 | 0 |
| CIUDAD REAL | 0 | 0 | 0 | 0 | 0 | 0 | 0 | 0 | 0 |
| CUENCA | 0 | 0 | 0 | 0 | 0 | 0 | 0 | 0 | 0 |
| GUADALAJARA | 0 | 0 | 0 | 0 | 0 | 0 | 0 | 0 | 0 |
| TOLEDO | 0 | 0 | 0 | 0 | 0 | 0 | 0 | 0 | 0 |

(Continúa al dorso)

| CC.AA. Y/O PROVINCIAS | REVISIONES EFECTUADAS | | | CAUSAS DE EXTINCIÓN DEL DERECHO | | | | | |
|-----------------------------|-----------------------|------------|----------|---------------------------------|-----------------------|---------------|-------------------|--------------|----------|
| | Extinción Derecho | Suspensión | TOTAL | Prestación Incompatible | Pérdida Residencia | Fallecimiento | Grado y Baremo | Alta S.S. | TOTAL |
| CATALUNYA | 0 | 0 | 0 | 0 | 0 | 0 | 0 | 0 | 0 |
| BARCELONA | 0 | 0 | 0 | 0 | 0 | 0 | 0 | 0 | 0 |
| GIRONA | 0 | 0 | 0 | 0 | 0 | 0 | 0 | 0 | 0 |
| LLEIDA | 0 | 0 | 0 | 0 | 0 | 0 | 0 | 0 | 0 |
| TARRAGONA | 0 | 0 | 0 | 0 | 0 | 0 | 0 | 0 | 0 |
| COMUNIDAD VALENCIANA | 0 | 0 | 0 | 0 | 0 | 0 | 0 | 0 | 0 |
| ALICANTE | 0 | 0 | 0 | 0 | 0 | 0 | 0 | 0 | 0 |
| CASTELLÓN | 0 | 0 | 0 | 0 | 0 | 0 | 0 | 0 | 0 |
| VALENCIA | 0 | 0 | 0 | 0 | 0 | 0 | 0 | 0 | 0 |
| EXTREMADURA | 0 | 0 | 0 | 0 | 0 | 0 | 0 | 0 | 0 |
| BADAJOS | 0 | 0 | 0 | 0 | 0 | 0 | 0 | 0 | 0 |
| CÁCERES | 0 | 0 | 0 | 0 | 0 | 0 | 0 | 0 | 0 |
| GALICIA | 0 | 0 | 0 | 0 | 0 | 0 | 0 | 0 | 0 |
| A CORUÑA | 0 | 0 | 0 | 0 | 0 | 0 | 0 | 0 | 0 |
| LUGO | 0 | 0 | 0 | 0 | 0 | 0 | 0 | 0 | 0 |
| OURENSE | 0 | 0 | 0 | 0 | 0 | 0 | 0 | 0 | 0 |
| PONTEVEDRA | 0 | 0 | 0 | 0 | 0 | 0 | 0 | 0 | 0 |
| MADRID | 0 | 0 | 0 | 0 | 0 | 0 | 0 | 0 | 0 |
| MURCIA | 0 | 0 | 0 | 0 | 0 | 0 | 0 | 0 | 0 |
| NAVARRA | 0 | 0 | 0 | 0 | 0 | 0 | 0 | 0 | 0 |
| PAÍS VASCO | 0 | 0 | 0 | 0 | 0 | 0 | 0 | 0 | 0 |
| ARABA/ÁLAVA | 0 | 0 | 0 | 0 | 0 | 0 | 0 | 0 | 0 |
| GIPUZKOA | 0 | 0 | 0 | 0 | 0 | 0 | 0 | 0 | 0 |
| BIZKAIA | 0 | 0 | 0 | 0 | 0 | 0 | 0 | 0 | 0 |
| LA RIOJA | 0 | 0 | 0 | 0 | 0 | 0 | 0 | 0 | 0 |
| CEUTA | 0 | 0 | 0 | 0 | 0 | 0 | 0 | 0 | 0 |
| MELILLA | 0 | 0 | 0 | 0 | 0 | 0 | 0 | 0 | 0 |
| TOTAL ESTADO | 9 | 0 | 9 | 0 | 0 | 9 | 0 | 0 | 9 |

PRESTACIONES DEL REAL DECRETO 383/1984, DE 1 DE FEBRERO

TOTAL REVISIONES DE OFICIO E INSTANCIA DE PARTE EFECTUADAS

DATOS DE GESTIÓN CORRESPONDIENTES AL MES DE ABRIL DE 2024

| CC.AA. Y/O PROVINCIAS | REVISIONES EFECTUADAS | | | | CAUSAS DE EXTINCIÓN DEL DERECHO | | | | | | | | | |
|-----------------------------|-----------------------|----------------------|--------------|----------|---------------------------------|---------------------|------------------------|----------------------------|-------------------|-----------------------|---------------|-------------------|--------------|-----------|
| | Modifica. Cuantía | Extinción Derecho | Suspensión | | TOTAL | Recursos Propios | Recursos Familiares | Prestación Incompatible | Ingreso Centro | Pérdida Residencia | Fallecimiento | Grado y Baremo | Alta S.S. | TOTAL |
| | | | Act. Laboral | Otras | | | | | | | | | | |
| ANDALUCÍA | 0 | 19 | 0 | 0 | 19 | 2 | 0 | 4 | 0 | 0 | 13 | 0 | 0 | 19 |
| ALMERÍA | 0 | 4 | 0 | 0 | 4 | 0 | 0 | 3 | 0 | 0 | 1 | 0 | 0 | 4 |
| CÁDIZ | 0 | 3 | 0 | 0 | 3 | 2 | 0 | 1 | 0 | 0 | 0 | 0 | 0 | 3 |
| CÓRDOBA | 0 | 0 | 0 | 0 | 0 | 0 | 0 | 0 | 0 | 0 | 0 | 0 | 0 | 0 |
| GRANADA | 0 | 1 | 0 | 0 | 1 | 0 | 0 | 0 | 0 | 0 | 1 | 0 | 0 | 1 |
| HUELVA | 0 | 1 | 0 | 0 | 1 | 0 | 0 | 0 | 0 | 0 | 1 | 0 | 0 | 1 |
| JAÉN | 0 | 2 | 0 | 0 | 2 | 0 | 0 | 0 | 0 | 0 | 2 | 0 | 0 | 2 |
| MÁLAGA | 0 | 5 | 0 | 0 | 5 | 0 | 0 | 0 | 0 | 0 | 5 | 0 | 0 | 5 |
| SEVILLA | 0 | 3 | 0 | 0 | 3 | 0 | 0 | 0 | 0 | 0 | 3 | 0 | 0 | 3 |
| ARAGÓN | 0 | 2 | 0 | 0 | 2 | 0 | 0 | 0 | 0 | 0 | 2 | 0 | 0 | 2 |
| HUESCA | 0 | 1 | 0 | 0 | 1 | 0 | 0 | 0 | 0 | 0 | 1 | 0 | 0 | 1 |
| TERUEL | 0 | 0 | 0 | 0 | 0 | 0 | 0 | 0 | 0 | 0 | 0 | 0 | 0 | 0 |
| ZARAGOZA | 0 | 1 | 0 | 0 | 1 | 0 | 0 | 0 | 0 | 0 | 1 | 0 | 0 | 1 |
| ASTURIAS | 0 | 7 | 0 | 0 | 7 | 4 | 0 | 1 | 0 | 0 | 2 | 0 | 0 | 7 |
| ILLES BALEARS | 0 | 0 | 0 | 0 | 0 | 0 | 0 | 0 | 0 | 0 | 0 | 0 | 0 | 0 |
| CANARIAS | 0 | 1 | 0 | 0 | 1 | 0 | 0 | 0 | 0 | 0 | 1 | 0 | 0 | 1 |
| LAS PALMAS | 0 | 0 | 0 | 0 | 0 | 0 | 0 | 0 | 0 | 0 | 0 | 0 | 0 | 0 |
| S.C. TENERIFE | 0 | 1 | 0 | 0 | 1 | 0 | 0 | 0 | 0 | 0 | 1 | 0 | 0 | 1 |
| CANTABRIA | 0 | 0 | 0 | 0 | 0 | 0 | 0 | 0 | 0 | 0 | 0 | 0 | 0 | 0 |
| CASTILLA Y LEÓN | 0 | 4 | 0 | 0 | 4 | 0 | 0 | 3 | 0 | 0 | 1 | 0 | 0 | 4 |
| ÁVILA | 0 | 0 | 0 | 0 | 0 | 0 | 0 | 0 | 0 | 0 | 0 | 0 | 0 | 0 |
| BURGOS | 0 | 0 | 0 | 0 | 0 | 0 | 0 | 0 | 0 | 0 | 0 | 0 | 0 | 0 |
| LEÓN | 0 | 0 | 0 | 0 | 0 | 0 | 0 | 0 | 0 | 0 | 0 | 0 | 0 | 0 |
| PALENCIA | 0 | 0 | 0 | 0 | 0 | 0 | 0 | 0 | 0 | 0 | 0 | 0 | 0 | 0 |
| SALAMANCA | 0 | 1 | 0 | 0 | 1 | 0 | 0 | 1 | 0 | 0 | 0 | 0 | 0 | 1 |
| SEGOVIA | 0 | 1 | 0 | 0 | 1 | 0 | 0 | 1 | 0 | 0 | 0 | 0 | 0 | 1 |
| SORIA | 0 | 0 | 0 | 0 | 0 | 0 | 0 | 0 | 0 | 0 | 0 | 0 | 0 | 0 |
| VALLADOLID | 0 | 1 | 0 | 0 | 1 | 0 | 0 | 1 | 0 | 0 | 0 | 0 | 0 | 1 |
| ZAMORA | 0 | 1 | 0 | 0 | 1 | 0 | 0 | 0 | 0 | 0 | 1 | 0 | 0 | 1 |
| CASTILLA-LA MANCHA | 0 | 3 | 0 | 0 | 3 | 0 | 0 | 0 | 1 | 0 | 2 | 0 | 0 | 3 |
| ALBACETE | 0 | 1 | 0 | 0 | 1 | 0 | 0 | 0 | 0 | 0 | 1 | 0 | 0 | 1 |
| CIUDAD REAL | 0 | 0 | 0 | 0 | 0 | 0 | 0 | 0 | 0 | 0 | 0 | 0 | 0 | 0 |
| CUENCA | 0 | 0 | 0 | 0 | 0 | 0 | 0 | 0 | 0 | 0 | 0 | 0 | 0 | 0 |
| GUADALAJARA | 0 | 1 | 0 | 0 | 1 | 0 | 0 | 0 | 1 | 0 | 0 | 0 | 0 | 1 |
| TOLEDO | 0 | 1 | 0 | 0 | 1 | 0 | 0 | 0 | 0 | 0 | 1 | 0 | 0 | 1 |

(Continúa al dorso)

| CC.AA. Y/O PROVINCIAS | REVISIONES EFECTUADAS | | | | CAUSAS DE EXTINCIÓN DEL DERECHO | | | | | | | | | |
|-----------------------------|-----------------------|----------------------|--------------|----------|---------------------------------|---------------------|------------------------|----------------------------|-------------------|-----------------------|---------------|-------------------|--------------|-----------|
| | Modifica. Cuantía | Extinción Derecho | Suspensión | | TOTAL | Recursos Propios | Recursos Familiares | Prestación Incompatible | Ingreso Centro | Pérdida Residencia | Fallecimiento | Grado y Baremo | Alta S.S. | TOTAL |
| | | | Act. Laboral | Otras | | | | | | | | | | |
| CATALUNYA | 0 | 0 | 0 | 0 | 0 | 0 | 0 | 0 | 0 | 0 | 0 | 0 | 0 | 0 |
| BARCELONA | 0 | 0 | 0 | 0 | 0 | 0 | 0 | 0 | 0 | 0 | 0 | 0 | 0 | 0 |
| GIRONA | 0 | 0 | 0 | 0 | 0 | 0 | 0 | 0 | 0 | 0 | 0 | 0 | 0 | 0 |
| LLEIDA | 0 | 0 | 0 | 0 | 0 | 0 | 0 | 0 | 0 | 0 | 0 | 0 | 0 | 0 |
| TARRAGONA | 0 | 0 | 0 | 0 | 0 | 0 | 0 | 0 | 0 | 0 | 0 | 0 | 0 | 0 |
| COMUNIDAD VALENCIANA | 0 | 1 | 0 | 0 | 1 | 0 | 1 | 0 | 0 | 0 | 0 | 0 | 0 | 1 |
| ALICANTE | 0 | 0 | 0 | 0 | 0 | 0 | 0 | 0 | 0 | 0 | 0 | 0 | 0 | 0 |
| CASTELLÓN | 0 | 0 | 0 | 0 | 0 | 0 | 0 | 0 | 0 | 0 | 0 | 0 | 0 | 0 |
| VALENCIA | 0 | 1 | 0 | 0 | 1 | 0 | 1 | 0 | 0 | 0 | 0 | 0 | 0 | 1 |
| EXTREMADURA | 1 | 0 | 0 | 2 | 3 | 0 | 0 | 0 | 0 | 0 | 0 | 0 | 0 | 0 |
| BADAJOS | 0 | 0 | 0 | 1 | 1 | 0 | 0 | 0 | 0 | 0 | 0 | 0 | 0 | 0 |
| CÁCERES | 1 | 0 | 0 | 1 | 2 | 0 | 0 | 0 | 0 | 0 | 0 | 0 | 0 | 0 |
| GALICIA | 0 | 1 | 0 | 0 | 1 | 0 | 0 | 0 | 0 | 0 | 1 | 0 | 0 | 1 |
| A CORUÑA | 0 | 0 | 0 | 0 | 0 | 0 | 0 | 0 | 0 | 0 | 0 | 0 | 0 | 0 |
| LUGO | 0 | 0 | 0 | 0 | 0 | 0 | 0 | 0 | 0 | 0 | 0 | 0 | 0 | 0 |
| OURENSE | 0 | 1 | 0 | 0 | 1 | 0 | 0 | 0 | 0 | 1 | 0 | 0 | 0 | 1 |
| PONTEVEDRA | 0 | 0 | 0 | 0 | 0 | 0 | 0 | 0 | 0 | 0 | 0 | 0 | 0 | 0 |
| MADRID | 0 | 4 | 0 | 0 | 4 | 0 | 0 | 4 | 0 | 0 | 0 | 0 | 0 | 4 |
| MURCIA | 0 | 2 | 0 | 1 | 3 | 0 | 0 | 1 | 0 | 0 | 0 | 1 | 0 | 2 |
| NAVARRA | 0 | 1 | 0 | 0 | 1 | 1 | 0 | 0 | 0 | 0 | 0 | 0 | 0 | 1 |
| PAÍS VASCO | 0 | 0 | 0 | 0 | 0 | 0 | 0 | 0 | 0 | 0 | 0 | 0 | 0 | 0 |
| ARABA/ÁLAVA | 0 | 0 | 0 | 0 | 0 | 0 | 0 | 0 | 0 | 0 | 0 | 0 | 0 | 0 |
| GIPUZKOA | 0 | 0 | 0 | 0 | 0 | 0 | 0 | 0 | 0 | 0 | 0 | 0 | 0 | 0 |
| BIZKAIA | 0 | 0 | 0 | 0 | 0 | 0 | 0 | 0 | 0 | 0 | 0 | 0 | 0 | 0 |
| LA RIOJA | 0 | 1 | 0 | 0 | 1 | 1 | 0 | 0 | 0 | 0 | 0 | 0 | 0 | 1 |
| CEUTA | 0 | 2 | 0 | 0 | 2 | 0 | 2 | 0 | 0 | 0 | 0 | 0 | 0 | 2 |
| MELILLA | 0 | 2 | 0 | 0 | 2 | 0 | 0 | 1 | 0 | 0 | 1 | 0 | 0 | 2 |
| TOTAL ESTADO | 1 | 50 | 0 | 3 | 54 | 8 | 3 | 14 | 1 | 0 | 23 | 1 | 0 | 50 |

PRESTACIONES DEL REAL DECRETO 383/1984, DE 1 DE FEBRERO REVISIONES DE OFICIO E INSTANCIA DE PARTE EFECTUADAS DE SGIM DATOS DE GESTIÓN CORRESPONDIENTES AL AÑO 2024 HASTA ABRIL

| CC.AA. Y/O PROVINCIAS | REVISIONES EFECTUADAS | | | | CAUSAS DE EXTINCIÓN DEL DERECHO | | | | | | |
|-----------------------------|-----------------------|----------------------|--------------|----------|---------------------------------|---------------------|----------------------------|-----------------------|---------------|-------------------|-----------|
| | Modifica. Cuantía | Extinción Derecho | Suspensión | | TOTAL | Recursos Propios | Prestación Incompatible | Pérdida Residencia | Fallecimiento | Grado y Baremo | TOTAL |
| | | | Act. Laboral | Otras | | | | | | | |
| ANDALUCÍA | 0 | 34 | 0 | 0 | 34 | 11 | 10 | 0 | 13 | 0 | 34 |
| ALMERÍA | 0 | 3 | 0 | 0 | 3 | 0 | 1 | 0 | 2 | 0 | 3 |
| CÁDIZ | 0 | 7 | 0 | 0 | 7 | 4 | 2 | 0 | 1 | 0 | 7 |
| CÓRDOBA | 0 | 0 | 0 | 0 | 0 | 0 | 0 | 0 | 0 | 0 | 0 |
| GRANADA | 0 | 5 | 0 | 0 | 5 | 1 | 2 | 0 | 2 | 0 | 5 |
| HUELVA | 0 | 1 | 0 | 0 | 1 | 0 | 0 | 0 | 1 | 0 | 1 |
| JAÉN | 0 | 2 | 0 | 0 | 2 | 0 | 0 | 0 | 2 | 0 | 2 |
| MÁLAGA | 0 | 14 | 0 | 0 | 14 | 5 | 5 | 0 | 4 | 0 | 14 |
| SEVILLA | 0 | 2 | 0 | 0 | 2 | 1 | 0 | 0 | 1 | 0 | 2 |
| ARAGÓN | 0 | 3 | 0 | 0 | 3 | 0 | 0 | 0 | 3 | 0 | 3 |
| HUESCA | 0 | 2 | 0 | 0 | 2 | 0 | 0 | 0 | 2 | 0 | 2 |
| TERUEL | 0 | 0 | 0 | 0 | 0 | 0 | 0 | 0 | 0 | 0 | 0 |
| ZARAGOZA | 0 | 1 | 0 | 0 | 1 | 0 | 0 | 0 | 1 | 0 | 1 |
| ASTURIAS | 0 | 17 | 0 | 0 | 17 | 13 | 1 | 0 | 3 | 0 | 17 |
| ILLES BALEARS | 0 | 2 | 0 | 0 | 2 | 0 | 1 | 0 | 1 | 0 | 2 |
| CANARIAS | 0 | 3 | 0 | 0 | 3 | 0 | 0 | 0 | 3 | 0 | 3 |
| LAS PALMAS | 0 | 2 | 0 | 0 | 2 | 0 | 0 | 0 | 2 | 0 | 2 |
| S.C. TENERIFE | 0 | 1 | 0 | 0 | 1 | 0 | 0 | 0 | 1 | 0 | 1 |
| CANTABRIA | 0 | 2 | 0 | 0 | 2 | 0 | 0 | 0 | 2 | 0 | 2 |
| CASTILLA Y LEÓN | 0 | 12 | 0 | 0 | 12 | 2 | 6 | 0 | 4 | 0 | 12 |
| ÁVILA | 0 | 1 | 0 | 0 | 1 | 1 | 0 | 0 | 0 | 0 | 1 |
| BURGOS | 0 | 0 | 0 | 0 | 0 | 0 | 0 | 0 | 0 | 0 | 0 |
| LEÓN | 0 | 2 | 0 | 0 | 2 | 0 | 0 | 0 | 2 | 0 | 2 |
| PALENCIA | 0 | 1 | 0 | 0 | 1 | 1 | 0 | 0 | 0 | 0 | 1 |
| SALAMANCA | 0 | 5 | 0 | 0 | 5 | 0 | 4 | 0 | 1 | 0 | 5 |
| SEGOVIA | 0 | 1 | 0 | 0 | 1 | 0 | 1 | 0 | 0 | 0 | 1 |
| SORIA | 0 | 0 | 0 | 0 | 0 | 0 | 0 | 0 | 0 | 0 | 0 |
| VALLADOLID | 0 | 2 | 0 | 0 | 2 | 0 | 1 | 0 | 1 | 0 | 2 |
| ZAMORA | 0 | 0 | 0 | 0 | 0 | 0 | 0 | 0 | 0 | 0 | 0 |
| CASTILLA-LA MANCHA | 0 | 5 | 0 | 0 | 5 | 1 | 0 | 0 | 4 | 0 | 5 |
| ALBACETE | 0 | 3 | 0 | 0 | 3 | 1 | 0 | 0 | 2 | 0 | 3 |
| CIUDAD REAL | 0 | 0 | 0 | 0 | 0 | 0 | 0 | 0 | 0 | 0 | 0 |
| CUENCA | 0 | 0 | 0 | 0 | 0 | 0 | 0 | 0 | 0 | 0 | 0 |
| GUADALAJARA | 0 | 0 | 0 | 0 | 0 | 0 | 0 | 0 | 0 | 0 | 0 |
| TOLEDO | 0 | 2 | 0 | 0 | 2 | 0 | 0 | 0 | 2 | 0 | 2 |

(Continúa al dorso)

| CC.AA. Y/O PROVINCIAS | REVISIONES EFECTUADAS | | | | CAUSAS DE EXTINCIÓN DEL DERECHO | | | | | | |
|-----------------------------|-----------------------|----------------------|-----------------|----------|---------------------------------|---------------------|----------------------------|-----------------------|---------------|-------------------|------------|
| | Modifica. Cuantía | Extinción Derecho | Suspensión SGIM | | TOTAL | Recursos Propios | Prestación Incompatible | Pérdida Residencia | Fallecimiento | Grado y Baremo | TOTAL |
| | | | Act. Laboral | Otras | | | | | | | |
| CATALUNYA | 0 | 0 | 0 | 0 | 0 | 0 | 0 | 0 | 0 | 0 | 0 |
| BARCELONA | 0 | 0 | 0 | 0 | 0 | 0 | 0 | 0 | 0 | 0 | 0 |
| GIRONA | 0 | 0 | 0 | 0 | 0 | 0 | 0 | 0 | 0 | 0 | 0 |
| LLEIDA | 0 | 0 | 0 | 0 | 0 | 0 | 0 | 0 | 0 | 0 | 0 |
| TARRAGONA | 0 | 0 | 0 | 0 | 0 | 0 | 0 | 0 | 0 | 0 | 0 |
| COMUNIDAD VALENCIANA | 0 | 4 | 0 | 1 | 5 | 1 | 2 | 0 | 1 | 0 | 4 |
| ALICANTE | 0 | 1 | 0 | 1 | 2 | 1 | 0 | 0 | 0 | 0 | 1 |
| CASTELLÓN | 0 | 0 | 0 | 0 | 0 | 0 | 0 | 0 | 0 | 0 | 0 |
| VALENCIA | 0 | 3 | 0 | 0 | 3 | 0 | 2 | 0 | 1 | 0 | 3 |
| EXTREMADURA | 2 | 5 | 0 | 1 | 8 | 1 | 4 | 0 | 0 | 0 | 5 |
| BADAJOS | 0 | 2 | 0 | 1 | 3 | 1 | 1 | 0 | 0 | 0 | 2 |
| CÁCERES | 2 | 3 | 0 | 0 | 5 | 0 | 3 | 0 | 0 | 0 | 3 |
| GALICIA | 0 | 3 | 0 | 0 | 3 | 0 | 1 | 0 | 2 | 0 | 3 |
| A CORUÑA | 0 | 0 | 0 | 0 | 0 | 0 | 0 | 0 | 0 | 0 | 0 |
| LUGO | 0 | 0 | 0 | 0 | 0 | 0 | 0 | 0 | 0 | 0 | 0 |
| OURENSE | 0 | 3 | 0 | 0 | 3 | 0 | 1 | 0 | 2 | 0 | 3 |
| PONTEVEDRA | 0 | 0 | 0 | 0 | 0 | 0 | 0 | 0 | 0 | 0 | 0 |
| MADRID | 0 | 8 | 0 | 0 | 8 | 0 | 8 | 0 | 0 | 0 | 8 |
| MURCIA | 1 | 17 | 0 | 2 | 20 | 0 | 10 | 0 | 7 | 0 | 17 |
| NAVARRA | 0 | 1 | 0 | 0 | 1 | 1 | 0 | 0 | 0 | 0 | 1 |
| PAÍS VASCO | 0 | 1 | 0 | 0 | 1 | 0 | 0 | 0 | 1 | 0 | 1 |
| ARABA/ÁLAVA | 0 | 0 | 0 | 0 | 0 | 0 | 0 | 0 | 0 | 0 | 0 |
| GIPUZKOA | 0 | 1 | 0 | 0 | 1 | 0 | 0 | 0 | 1 | 0 | 1 |
| BIZKAIA | 0 | 0 | 0 | 0 | 0 | 0 | 0 | 0 | 0 | 0 | 0 |
| LA RIOJA | 0 | 2 | 0 | 0 | 2 | 1 | 0 | 0 | 1 | 0 | 2 |
| CEUTA | 0 | 0 | 0 | 0 | 0 | 0 | 0 | 0 | 0 | 0 | 0 |
| MELILLA | 0 | 1 | 0 | 0 | 1 | 0 | 1 | 0 | 0 | 0 | 1 |
| TOTAL ESTADO | 3 | 120 | 0 | 4 | 127 | 31 | 44 | 0 | 45 | 0 | 120 |

PRESTACIONES DEL REAL DECRETO 383/1984, DE 1 DE FEBRERO REVISIONES DE OFICIO E INSTANCIA DE PARTE EFECTUADAS EN SATP DATOS DE GESTIÓN CORRESPONDIENTES AL AÑO 2024 HASTA ABRIL

| CC.AA. Y/O PROVINCIAS | REVISIONES EFECTUADAS | | | CAUSAS DE EXTINCIÓN DEL DERECHO | | | | | | | |
|-----------------------------|-----------------------|------------|----------|---------------------------------|--------------|----------|------------|---------------|----------|----------|----------|
| | Extinción | Suspensión | TOTAL | Recursos | Prestación | Ingreso | Pérdida | Fallecimiento | Grado y | Alta | TOTAL |
| | Derecho | | | Propios | Incompatible | Centro | Residencia | | Baremo | S.S. | |
| ANDALUCÍA | 2 | 0 | 2 | 1 | 0 | 0 | 0 | 1 | 0 | 0 | 2 |
| ALMERÍA | 0 | 0 | 0 | 0 | 0 | 0 | 0 | 0 | 0 | 0 | 0 |
| CÁDIZ | 0 | 0 | 0 | 0 | 0 | 0 | 0 | 0 | 0 | 0 | 0 |
| CÓRDOBA | 0 | 0 | 0 | 0 | 0 | 0 | 0 | 0 | 0 | 0 | 0 |
| GRANADA | 0 | 0 | 0 | 0 | 0 | 0 | 0 | 0 | 0 | 0 | 0 |
| HUELVA | 0 | 0 | 0 | 0 | 0 | 0 | 0 | 0 | 0 | 0 | 0 |
| JAÉN | 0 | 0 | 0 | 0 | 0 | 0 | 0 | 0 | 0 | 0 | 0 |
| MÁLAGA | 1 | 0 | 1 | 1 | 0 | 0 | 0 | 0 | 0 | 0 | 1 |
| SEVILLA | 1 | 0 | 1 | 0 | 0 | 0 | 0 | 1 | 0 | 0 | 1 |
| ARAGÓN | 0 | 0 | 0 | 0 | 0 | 0 | 0 | 0 | 0 | 0 | 0 |
| HUESCA | 0 | 0 | 0 | 0 | 0 | 0 | 0 | 0 | 0 | 0 | 0 |
| TERUEL | 0 | 0 | 0 | 0 | 0 | 0 | 0 | 0 | 0 | 0 | 0 |
| ZARAGOZA | 0 | 0 | 0 | 0 | 0 | 0 | 0 | 0 | 0 | 0 | 0 |
| ASTURIAS | 0 | 0 | 0 | 0 | 0 | 0 | 0 | 0 | 0 | 0 | 0 |
| ILLES BALEARS | 0 | 0 | 0 | 0 | 0 | 0 | 0 | 0 | 0 | 0 | 0 |
| CANARIAS | 0 | 0 | 0 | 0 | 0 | 0 | 0 | 0 | 0 | 0 | 0 |
| LAS PALMAS | 0 | 0 | 0 | 0 | 0 | 0 | 0 | 0 | 0 | 0 | 0 |
| S.C. TENERIFE | 0 | 0 | 0 | 0 | 0 | 0 | 0 | 0 | 0 | 0 | 0 |
| CANTABRIA | 2 | 0 | 2 | 0 | 0 | 0 | 0 | 2 | 0 | 0 | 2 |
| CASTILLA Y LEÓN | 0 | 0 | 0 | 0 | 0 | 0 | 0 | 0 | 0 | 0 | 0 |
| ÁVILA | 0 | 0 | 0 | 0 | 0 | 0 | 0 | 0 | 0 | 0 | 0 |
| BURGOS | 0 | 0 | 0 | 0 | 0 | 0 | 0 | 0 | 0 | 0 | 0 |
| LEÓN | 0 | 0 | 0 | 0 | 0 | 0 | 0 | 0 | 0 | 0 | 0 |
| PALENCIA | 0 | 0 | 0 | 0 | 0 | 0 | 0 | 0 | 0 | 0 | 0 |
| SALAMANCA | 0 | 0 | 0 | 0 | 0 | 0 | 0 | 0 | 0 | 0 | 0 |
| SEGOVIA | 0 | 0 | 0 | 0 | 0 | 0 | 0 | 0 | 0 | 0 | 0 |
| SORIA | 0 | 0 | 0 | 0 | 0 | 0 | 0 | 0 | 0 | 0 | 0 |
| VALLADOLID | 0 | 0 | 0 | 0 | 0 | 0 | 0 | 0 | 0 | 0 | 0 |
| ZAMORA | 0 | 0 | 0 | 0 | 0 | 0 | 0 | 0 | 0 | 0 | 0 |
| CASTILLA-LA MANCHA | 1 | 0 | 1 | 0 | 0 | 1 | 0 | 0 | 0 | 0 | 1 |
| ALBACETE | 0 | 0 | 0 | 0 | 0 | 0 | 0 | 0 | 0 | 0 | 0 |
| CIUDAD REAL | 0 | 0 | 0 | 0 | 0 | 0 | 0 | 0 | 0 | 0 | 0 |
| CUENCA | 0 | 0 | 0 | 0 | 0 | 0 | 0 | 0 | 0 | 0 | 0 |
| GUADALAJARA | 1 | 0 | 1 | 0 | 0 | 1 | 0 | 0 | 0 | 0 | 1 |
| TOLEDO | 0 | 0 | 0 | 0 | 0 | 0 | 0 | 0 | 0 | 0 | 0 |

(Continúa al dorso)

| CC.AA. Y/O PROVINCIAS | REVISIONES EFECTUADAS | | | CAUSAS DE EXTINCIÓN DEL DERECHO | | | | | | | |
|-----------------------------|-----------------------|------------|----------|---------------------------------|----------------------------|-------------------|-----------------------|---------------|-------------------|--------------|----------|
| | Extinción Derecho | Suspensión | TOTAL | Recursos Propios | Prestación Incompatible | Ingreso Centro | Pérdida Residencia | Fallecimiento | Grado y Baremo | Alta S.S. | TOTAL |
| | CATALUNYA | 0 | 0 | 0 | 0 | 0 | 0 | 0 | 0 | 0 | 0 |
| BARCELONA | 0 | 0 | 0 | 0 | 0 | 0 | 0 | 0 | 0 | 0 | 0 |
| GIRONA | 0 | 0 | 0 | 0 | 0 | 0 | 0 | 0 | 0 | 0 | 0 |
| LLEIDA | 0 | 0 | 0 | 0 | 0 | 0 | 0 | 0 | 0 | 0 | 0 |
| TARRAGONA | 0 | 0 | 0 | 0 | 0 | 0 | 0 | 0 | 0 | 0 | 0 |
| COMUNIDAD VALENCIANA | 0 | 0 | 0 | 0 | 0 | 0 | 0 | 0 | 0 | 0 | 0 |
| ALICANTE | 0 | 0 | 0 | 0 | 0 | 0 | 0 | 0 | 0 | 0 | 0 |
| CASTELLÓN | 0 | 0 | 0 | 0 | 0 | 0 | 0 | 0 | 0 | 0 | 0 |
| VALENCIA | 0 | 0 | 0 | 0 | 0 | 0 | 0 | 0 | 0 | 0 | 0 |
| EXTREMADURA | 0 | 0 | 0 | 0 | 0 | 0 | 0 | 0 | 0 | 0 | 0 |
| BADAJOZ | 0 | 0 | 0 | 0 | 0 | 0 | 0 | 0 | 0 | 0 | 0 |
| CÁCERES | 0 | 0 | 0 | 0 | 0 | 0 | 0 | 0 | 0 | 0 | 0 |
| GALICIA | 0 | 0 | 0 | 0 | 0 | 0 | 0 | 0 | 0 | 0 | 0 |
| A CORUÑA | 0 | 0 | 0 | 0 | 0 | 0 | 0 | 0 | 0 | 0 | 0 |
| LUGO | 0 | 0 | 0 | 0 | 0 | 0 | 0 | 0 | 0 | 0 | 0 |
| OURENSE | 0 | 0 | 0 | 0 | 0 | 0 | 0 | 0 | 0 | 0 | 0 |
| PONTEVEDRA | 0 | 0 | 0 | 0 | 0 | 0 | 0 | 0 | 0 | 0 | 0 |
| MADRID | 0 | 0 | 0 | 0 | 0 | 0 | 0 | 0 | 0 | 0 | 0 |
| MURCIA | 2 | 1 | 3 | 0 | 1 | 0 | 0 | 0 | 1 | 0 | 2 |
| NAVARRA | 0 | 0 | 0 | 0 | 0 | 0 | 0 | 0 | 0 | 0 | 0 |
| PAÍS VASCO | 0 | 0 | 0 | 0 | 0 | 0 | 0 | 0 | 0 | 0 | 0 |
| ARABA/ÁLAVA | 0 | 0 | 0 | 0 | 0 | 0 | 0 | 0 | 0 | 0 | 0 |
| GIPUZKOA | 0 | 0 | 0 | 0 | 0 | 0 | 0 | 0 | 0 | 0 | 0 |
| BIZKAIA | 0 | 0 | 0 | 0 | 0 | 0 | 0 | 0 | 0 | 0 | 0 |
| LA RIOJA | 0 | 0 | 0 | 0 | 0 | 0 | 0 | 0 | 0 | 0 | 0 |
| CEUTA | 0 | 0 | 0 | 0 | 0 | 0 | 0 | 0 | 0 | 0 | 0 |
| MELILLA | 0 | 0 | 0 | 0 | 0 | 0 | 0 | 0 | 0 | 0 | 0 |
| TOTAL ESTADO | 7 | 1 | 8 | 1 | 1 | 1 | 0 | 3 | 1 | 0 | 7 |

PRESTACIONES DEL REAL DECRETO 383/1984, DE 1 DE FEBRERO REVISIONES DE OFICIO E INSTANCIA DE PARTE EFECTUADAS EN SMTG DATOS DE GESTIÓN CORRESPONDIENTES AL AÑO 2024 HASTA ABRIL

| CC.AA. Y/O PROVINCIAS | REVISIONES EFECTUADAS | | | CAUSAS DE EXTINCIÓN DEL DERECHO | | | | | | | | |
|-------------------------------------|-----------------------|------------|----------|---------------------------------|------------|--------------|----------|----------|---------------|----------|----------|----------|
| | Extinción | Suspensión | TOTAL | Recursos | Recursos | Prestación | Ingreso | Pérdida | Fallecimiento | Grado y | Alta | TOTAL |
| | Derecho | | | Propios | Familiares | Incompatible | Centro | | | Baremo | | |
| ANDALUCÍA | 1 | 0 | 1 | 0 | 0 | 0 | 0 | 1 | 0 | 0 | 0 | 1 |
| ALMERÍA | 0 | 0 | 0 | 0 | 0 | 0 | 0 | 0 | 0 | 0 | 0 | 0 |
| CÁDIZ | 0 | 0 | 0 | 0 | 0 | 0 | 0 | 0 | 0 | 0 | 0 | 0 |
| CÓRDOBA | 0 | 0 | 0 | 0 | 0 | 0 | 0 | 0 | 0 | 0 | 0 | 0 |
| GRANADA | 1 | 0 | 1 | 0 | 0 | 0 | 0 | 1 | 0 | 0 | 0 | 1 |
| HUELVA | 0 | 0 | 0 | 0 | 0 | 0 | 0 | 0 | 0 | 0 | 0 | 0 |
| JAÉN | 0 | 0 | 0 | 0 | 0 | 0 | 0 | 0 | 0 | 0 | 0 | 0 |
| MÁLAGA | 0 | 0 | 0 | 0 | 0 | 0 | 0 | 0 | 0 | 0 | 0 | 0 |
| SEVILLA | 0 | 0 | 0 | 0 | 0 | 0 | 0 | 0 | 0 | 0 | 0 | 0 |
| ARAGÓN | 0 | 0 | 0 | 0 | 0 | 0 | 0 | 0 | 0 | 0 | 0 | 0 |
| HUESCA | 0 | 0 | 0 | 0 | 0 | 0 | 0 | 0 | 0 | 0 | 0 | 0 |
| TERUEL | 0 | 0 | 0 | 0 | 0 | 0 | 0 | 0 | 0 | 0 | 0 | 0 |
| ZARAGOZA | 0 | 0 | 0 | 0 | 0 | 0 | 0 | 0 | 0 | 0 | 0 | 0 |
| ASTURIAS | 0 | 0 | 0 | 0 | 0 | 0 | 0 | 0 | 0 | 0 | 0 | 0 |
| ILLES BALEARS | 0 | 0 | 0 | 0 | 0 | 0 | 0 | 0 | 0 | 0 | 0 | 0 |
| CANARIAS | 0 | 0 | 0 | 0 | 0 | 0 | 0 | 0 | 0 | 0 | 0 | 0 |
| LAS PALMAS | 0 | 0 | 0 | 0 | 0 | 0 | 0 | 0 | 0 | 0 | 0 | 0 |
| S.C. TENERIFE | 0 | 0 | 0 | 0 | 0 | 0 | 0 | 0 | 0 | 0 | 0 | 0 |
| CANTABRIA | 0 | 0 | 0 | 0 | 0 | 0 | 0 | 0 | 0 | 0 | 0 | 0 |
| CASTILLA Y LEÓN | 1 | 0 | 1 | 0 | 0 | 0 | 0 | 0 | 1 | 0 | 0 | 1 |
| ÁVILA | 0 | 0 | 0 | 0 | 0 | 0 | 0 | 0 | 0 | 0 | 0 | 0 |
| BURGOS | 0 | 0 | 0 | 0 | 0 | 0 | 0 | 0 | 0 | 0 | 0 | 0 |
| LEÓN | 0 | 0 | 0 | 0 | 0 | 0 | 0 | 0 | 0 | 0 | 0 | 0 |
| PALENCIA | 0 | 0 | 0 | 0 | 0 | 0 | 0 | 0 | 0 | 0 | 0 | 0 |
| SALAMANCA | 0 | 0 | 0 | 0 | 0 | 0 | 0 | 0 | 0 | 0 | 0 | 0 |
| SEGOVIA | 0 | 0 | 0 | 0 | 0 | 0 | 0 | 0 | 0 | 0 | 0 | 0 |
| SORIA | 0 | 0 | 0 | 0 | 0 | 0 | 0 | 0 | 0 | 0 | 0 | 0 |
| VALLADOLID | 0 | 0 | 0 | 0 | 0 | 0 | 0 | 0 | 0 | 0 | 0 | 0 |
| ZAMORA | 1 | 0 | 1 | 0 | 0 | 0 | 0 | 0 | 1 | 0 | 0 | 1 |
| CASTILLA-LA MANCHA | 0 | 0 | 0 | 0 | 0 | 0 | 0 | 0 | 0 | 0 | 0 | 0 |
| ALBACETE | 0 | 0 | 0 | 0 | 0 | 0 | 0 | 0 | 0 | 0 | 0 | 0 |
| CIUDAD REAL | 0 | 0 | 0 | 0 | 0 | 0 | 0 | 0 | 0 | 0 | 0 | 0 |
| CUENCA | 0 | 0 | 0 | 0 | 0 | 0 | 0 | 0 | 0 | 0 | 0 | 0 |
| GUADALAJARA | 0 | 0 | 0 | 0 | 0 | 0 | 0 | 0 | 0 | 0 | 0 | 0 |
| TOLEDO | 0 | 0 | 0 | 0 | 0 | 0 | 0 | 0 | 0 | 0 | 0 | 0 |

(Continúa al dorso)

| CC.AA. Y/O PROVINCIAS | REVISIONES EFECTUADAS | | | CAUSAS DE EXTINCIÓN DEL DERECHO | | | | | | | | |
|-----------------------------|-----------------------|------------|-----------|---------------------------------|------------------------|----------------------------|-------------------|----------|---------------|-------------------|----------|-----------|
| | Extinción Derecho | Suspensión | TOTAL | Recursos Propios | Recursos Familiares | Prestación Incompatible | Ingreso Centro | Pérdida | Fallecimiento | Grado y Baremo | Alta | TOTAL |
| CATALUNYA | 0 | 0 | 0 | 0 | 0 | 0 | 0 | 0 | 0 | 0 | 0 | 0 |
| BARCELONA | 0 | 0 | 0 | 0 | 0 | 0 | 0 | 0 | 0 | 0 | 0 | 0 |
| GIRONA | 0 | 0 | 0 | 0 | 0 | 0 | 0 | 0 | 0 | 0 | 0 | 0 |
| LLEIDA | 0 | 0 | 0 | 0 | 0 | 0 | 0 | 0 | 0 | 0 | 0 | 0 |
| TARRAGONA | 0 | 0 | 0 | 0 | 0 | 0 | 0 | 0 | 0 | 0 | 0 | 0 |
| COMUNIDAD VALENCIANA | 1 | 0 | 1 | 0 | 1 | 0 | 0 | 0 | 0 | 0 | 0 | 1 |
| ALICANTE | 0 | 0 | 0 | 0 | 0 | 0 | 0 | 0 | 0 | 0 | 0 | 0 |
| CASTELLÓN | 0 | 0 | 0 | 0 | 0 | 0 | 0 | 0 | 0 | 0 | 0 | 0 |
| VALENCIA | 1 | 0 | 1 | 0 | 1 | 0 | 0 | 0 | 0 | 0 | 0 | 1 |
| EXTREMADURA | 0 | 1 | 1 | 0 | 0 | 0 | 0 | 0 | 0 | 0 | 0 | 0 |
| BADAJOS | 0 | 0 | 0 | 0 | 0 | 0 | 0 | 0 | 0 | 0 | 0 | 0 |
| CÁCERES | 0 | 1 | 1 | 0 | 0 | 0 | 0 | 0 | 0 | 0 | 0 | 0 |
| GALICIA | 0 | 0 | 0 | 0 | 0 | 0 | 0 | 0 | 0 | 0 | 0 | 0 |
| A CORUÑA | 0 | 0 | 0 | 0 | 0 | 0 | 0 | 0 | 0 | 0 | 0 | 0 |
| LUGO | 0 | 0 | 0 | 0 | 0 | 0 | 0 | 0 | 0 | 0 | 0 | 0 |
| OURENSE | 0 | 0 | 0 | 0 | 0 | 0 | 0 | 0 | 0 | 0 | 0 | 0 |
| PONTEVEDRA | 0 | 0 | 0 | 0 | 0 | 0 | 0 | 0 | 0 | 0 | 0 | 0 |
| MADRID | 0 | 0 | 0 | 0 | 0 | 0 | 0 | 0 | 0 | 0 | 0 | 0 |
| MURCIA | 3 | 2 | 5 | 0 | 2 | 0 | 0 | 0 | 1 | 0 | 0 | 3 |
| NAVARRA | 0 | 0 | 0 | 0 | 0 | 0 | 0 | 0 | 0 | 0 | 0 | 0 |
| PAÍS VASCO | 1 | 0 | 1 | 0 | 0 | 0 | 0 | 0 | 1 | 0 | 0 | 1 |
| ARABA/ÁLAVA | 0 | 0 | 0 | 0 | 0 | 0 | 0 | 0 | 0 | 0 | 0 | 0 |
| GIPUZKOA | 1 | 0 | 1 | 0 | 0 | 0 | 0 | 0 | 1 | 0 | 0 | 1 |
| BIZKAIA | 0 | 0 | 0 | 0 | 0 | 0 | 0 | 0 | 0 | 0 | 0 | 0 |
| LA RIOJA | 0 | 0 | 0 | 0 | 0 | 0 | 0 | 0 | 0 | 0 | 0 | 0 |
| CEUTA | 8 | 0 | 8 | 0 | 8 | 0 | 0 | 0 | 0 | 0 | 0 | 8 |
| MELILLA | 5 | 0 | 5 | 0 | 0 | 0 | 0 | 0 | 5 | 0 | 0 | 5 |
| TOTAL ESTADO | 20 | 3 | 23 | 0 | 11 | 0 | 0 | 1 | 8 | 0 | 0 | 20 |

PRESTACIONES DEL REAL DECRETO 383/1984, DE 1 DE FEBRERO REVISIONES DE OFICIO E INSTANCIA DE PARTE EFECTUADAS EN ASPF DATOS DE GESTIÓN CORRESPONDIENTES AL AÑO 2024 HASTA ABRIL

| CC.AA. Y/O PROVINCIAS | REVISIONES EFECTUADAS | | | CAUSAS DE EXTINCIÓN DEL DERECHO | | | | | |
|-----------------------------|-----------------------|------------|-----------|---------------------------------|------------|---------------|----------|----------|-----------|
| | Extinción | Suspensión | TOTAL | Prestación | Pérdida | Fallecimiento | Grado y | Alta | TOTAL |
| | Derecho | | | Incompatible | Residencia | | Baremo | S.S. | |
| ANDALUCÍA | 14 | 0 | 14 | 4 | 0 | 10 | 0 | 0 | 14 |
| ALMERÍA | 2 | 0 | 2 | 0 | 0 | 2 | 0 | 0 | 2 |
| CÁDIZ | 0 | 0 | 0 | 0 | 0 | 0 | 0 | 0 | 0 |
| CÓRDOBA | 0 | 0 | 0 | 0 | 0 | 0 | 0 | 0 | 0 |
| GRANADA | 1 | 0 | 1 | 1 | 0 | 0 | 0 | 0 | 1 |
| HUELVA | 1 | 0 | 1 | 0 | 0 | 1 | 0 | 0 | 1 |
| JAÉN | 0 | 0 | 0 | 0 | 0 | 0 | 0 | 0 | 0 |
| MÁLAGA | 8 | 0 | 8 | 3 | 0 | 5 | 0 | 0 | 8 |
| SEVILLA | 2 | 0 | 2 | 0 | 0 | 2 | 0 | 0 | 2 |
| ARAGÓN | 1 | 0 | 1 | 0 | 0 | 1 | 0 | 0 | 1 |
| HUESCA | 0 | 0 | 0 | 0 | 0 | 0 | 0 | 0 | 0 |
| TERUEL | 0 | 0 | 0 | 0 | 0 | 0 | 0 | 0 | 0 |
| ZARAGOZA | 1 | 0 | 1 | 0 | 0 | 1 | 0 | 0 | 1 |
| ASTURIAS | 1 | 0 | 1 | 0 | 0 | 1 | 0 | 0 | 1 |
| ILLES BALEARS | 0 | 0 | 0 | 0 | 0 | 0 | 0 | 0 | 0 |
| CANARIAS | 0 | 0 | 0 | 0 | 0 | 0 | 0 | 0 | 0 |
| LAS PALMAS | 0 | 0 | 0 | 0 | 0 | 0 | 0 | 0 | 0 |
| S.C. TENERIFE | 0 | 0 | 0 | 0 | 0 | 0 | 0 | 0 | 0 |
| CANTABRIA | 0 | 0 | 0 | 0 | 0 | 0 | 0 | 0 | 0 |
| CASTILLA Y LEÓN | 1 | 0 | 1 | 0 | 0 | 0 | 0 | 1 | 1 |
| ÁVILA | 0 | 0 | 0 | 0 | 0 | 0 | 0 | 0 | 0 |
| BURGOS | 1 | 0 | 1 | 0 | 0 | 0 | 0 | 1 | 1 |
| LEÓN | 0 | 0 | 0 | 0 | 0 | 0 | 0 | 0 | 0 |
| PALENCIA | 0 | 0 | 0 | 0 | 0 | 0 | 0 | 0 | 0 |
| SALAMANCA | 0 | 0 | 0 | 0 | 0 | 0 | 0 | 0 | 0 |
| SEGOVIA | 0 | 0 | 0 | 0 | 0 | 0 | 0 | 0 | 0 |
| SORIA | 0 | 0 | 0 | 0 | 0 | 0 | 0 | 0 | 0 |
| VALLADOLID | 0 | 0 | 0 | 0 | 0 | 0 | 0 | 0 | 0 |
| ZAMORA | 0 | 0 | 0 | 0 | 0 | 0 | 0 | 0 | 0 |
| CASTILLA-LA MANCHA | 2 | 0 | 2 | 0 | 0 | 2 | 0 | 0 | 2 |
| ALBACETE | 0 | 0 | 0 | 0 | 0 | 0 | 0 | 0 | 0 |
| CIUDAD REAL | 0 | 0 | 0 | 0 | 0 | 0 | 0 | 0 | 0 |
| CUENCA | 0 | 0 | 0 | 0 | 0 | 0 | 0 | 0 | 0 |
| GUADALAJARA | 0 | 0 | 0 | 0 | 0 | 0 | 0 | 0 | 0 |
| TOLEDO | 2 | 0 | 2 | 0 | 0 | 2 | 0 | 0 | 2 |

(Continúa al dorso)

| CC.AA. Y/O PROVINCIAS | REVISIONES EFECTUADAS | | | CAUSAS DE EXTINCIÓN DEL DERECHO | | | | | |
|-----------------------------|-----------------------|------------|-----------|---------------------------------|-----------------------|---------------|-------------------|--------------|-----------|
| | Extinción Derecho | Suspensión | TOTAL | Prestación Incompatible | Pérdida Residencia | Fallecimiento | Grado y Baremo | Alta S.S. | TOTAL |
| CATALUNYA | 0 | 0 | 0 | 0 | 0 | 0 | 0 | 0 | 0 |
| BARCELONA | 0 | 0 | 0 | 0 | 0 | 0 | 0 | 0 | 0 |
| GIRONA | 0 | 0 | 0 | 0 | 0 | 0 | 0 | 0 | 0 |
| LLEIDA | 0 | 0 | 0 | 0 | 0 | 0 | 0 | 0 | 0 |
| TARRAGONA | 0 | 0 | 0 | 0 | 0 | 0 | 0 | 0 | 0 |
| COMUNIDAD VALENCIANA | 1 | 0 | 1 | 0 | 0 | 1 | 0 | 0 | 1 |
| ALICANTE | 0 | 0 | 0 | 0 | 0 | 0 | 0 | 0 | 0 |
| CASTELLÓN | 0 | 0 | 0 | 0 | 0 | 0 | 0 | 0 | 0 |
| VALENCIA | 1 | 0 | 1 | 0 | 0 | 1 | 0 | 0 | 1 |
| EXTREMADURA | 0 | 0 | 0 | 0 | 0 | 0 | 0 | 0 | 0 |
| BADAJOS | 0 | 0 | 0 | 0 | 0 | 0 | 0 | 0 | 0 |
| CÁCERES | 0 | 0 | 0 | 0 | 0 | 0 | 0 | 0 | 0 |
| GALICIA | 0 | 0 | 0 | 0 | 0 | 0 | 0 | 0 | 0 |
| A CORUÑA | 0 | 0 | 0 | 0 | 0 | 0 | 0 | 0 | 0 |
| LUGO | 0 | 0 | 0 | 0 | 0 | 0 | 0 | 0 | 0 |
| OURENSE | 0 | 0 | 0 | 0 | 0 | 0 | 0 | 0 | 0 |
| PONTEVEDRA | 0 | 0 | 0 | 0 | 0 | 0 | 0 | 0 | 0 |
| MADRID | 0 | 0 | 0 | 0 | 0 | 0 | 0 | 0 | 0 |
| MURCIA | 4 | 1 | 5 | 2 | 0 | 2 | 0 | 0 | 4 |
| NAVARRA | 0 | 0 | 0 | 0 | 0 | 0 | 0 | 0 | 0 |
| PAÍS VASCO | 0 | 0 | 0 | 0 | 0 | 0 | 0 | 0 | 0 |
| ARABA/ÁLAVA | 0 | 0 | 0 | 0 | 0 | 0 | 0 | 0 | 0 |
| GIPUZKOA | 0 | 0 | 0 | 0 | 0 | 0 | 0 | 0 | 0 |
| BIZKAIA | 0 | 0 | 0 | 0 | 0 | 0 | 0 | 0 | 0 |
| LA RIOJA | 1 | 0 | 1 | 0 | 0 | 1 | 0 | 0 | 1 |
| CEUTA | 0 | 0 | 0 | 0 | 0 | 0 | 0 | 0 | 0 |
| MELILLA | 0 | 0 | 0 | 0 | 0 | 0 | 0 | 0 | 0 |
| TOTAL ESTADO | 25 | 1 | 26 | 6 | 0 | 18 | 0 | 1 | 25 |

PRESTACIONES DEL REAL DECRETO 383/1984, DE 1 DE FEBRERO

TOTAL REVISIONES DE OFICIO E INSTANCIA DE PARTE EFECTUADAS

DATOS DE GESTIÓN CORRESPONDIENTES AL AÑO 2024 HASTA ABRIL

| CC.AA. Y/O PROVINCIAS | REVISIONES EFECTUADAS | | | | CAUSAS DE EXTINCIÓN DEL DERECHO | | | | | | | | | |
|-----------------------------|-----------------------|----------------------|--------------|----------|---------------------------------|---------------------|------------------------|----------------------------|-------------------|-----------------------|---------------|-------------------|--------------|-----------|
| | Modifica. Cuantía | Extinción Derecho | Suspensión | | TOTAL | Recursos Propios | Recursos Familiares | Prestación Incompatible | Ingreso Centro | Pérdida Residencia | Fallecimiento | Grado y Baremo | Alta S.S. | TOTAL |
| | | | Act. Laboral | Otras | | | | | | | | | | |
| ANDALUCÍA | 0 | 51 | 0 | 0 | 51 | 12 | 0 | 14 | 0 | 1 | 24 | 0 | 0 | 51 |
| ALMERÍA | 0 | 5 | 0 | 0 | 5 | 0 | 0 | 1 | 0 | 0 | 4 | 0 | 0 | 5 |
| CÁDIZ | 0 | 7 | 0 | 0 | 7 | 4 | 0 | 2 | 0 | 0 | 1 | 0 | 0 | 7 |
| CÓRDOBA | 0 | 0 | 0 | 0 | 0 | 0 | 0 | 0 | 0 | 0 | 0 | 0 | 0 | 0 |
| GRANADA | 0 | 7 | 0 | 0 | 7 | 1 | 0 | 3 | 0 | 1 | 2 | 0 | 0 | 7 |
| HUELVA | 0 | 2 | 0 | 0 | 2 | 0 | 0 | 0 | 0 | 0 | 2 | 0 | 0 | 2 |
| JAÉN | 0 | 2 | 0 | 0 | 2 | 0 | 0 | 0 | 0 | 0 | 2 | 0 | 0 | 2 |
| MÁLAGA | 0 | 23 | 0 | 0 | 23 | 6 | 0 | 8 | 0 | 0 | 9 | 0 | 0 | 23 |
| SEVILLA | 0 | 5 | 0 | 0 | 5 | 1 | 0 | 0 | 0 | 0 | 4 | 0 | 0 | 5 |
| ARAGÓN | 0 | 4 | 0 | 0 | 4 | 0 | 0 | 0 | 0 | 0 | 4 | 0 | 0 | 4 |
| HUESCA | 0 | 2 | 0 | 0 | 2 | 0 | 0 | 0 | 0 | 0 | 2 | 0 | 0 | 2 |
| TERUEL | 0 | 0 | 0 | 0 | 0 | 0 | 0 | 0 | 0 | 0 | 0 | 0 | 0 | 0 |
| ZARAGOZA | 0 | 2 | 0 | 0 | 2 | 0 | 0 | 0 | 0 | 0 | 2 | 0 | 0 | 2 |
| ASTURIAS | 0 | 18 | 0 | 0 | 18 | 13 | 0 | 1 | 0 | 0 | 4 | 0 | 0 | 18 |
| ILLES BALEARS | 0 | 2 | 0 | 0 | 2 | 0 | 0 | 1 | 0 | 0 | 1 | 0 | 0 | 2 |
| CANARIAS | 0 | 3 | 0 | 0 | 3 | 0 | 0 | 0 | 0 | 0 | 3 | 0 | 0 | 3 |
| LAS PALMAS | 0 | 2 | 0 | 0 | 2 | 0 | 0 | 0 | 0 | 0 | 2 | 0 | 0 | 2 |
| S.C. TENERIFE | 0 | 1 | 0 | 0 | 1 | 0 | 0 | 0 | 0 | 0 | 1 | 0 | 0 | 1 |
| CANTABRIA | 0 | 4 | 0 | 0 | 4 | 0 | 0 | 0 | 0 | 0 | 4 | 0 | 0 | 4 |
| CASTILLA Y LEÓN | 0 | 14 | 0 | 0 | 14 | 2 | 0 | 6 | 0 | 0 | 5 | 0 | 1 | 14 |
| ÁVILA | 0 | 1 | 0 | 0 | 1 | 1 | 0 | 0 | 0 | 0 | 0 | 0 | 0 | 1 |
| BURGOS | 0 | 1 | 0 | 0 | 1 | 0 | 0 | 0 | 0 | 0 | 0 | 0 | 1 | 1 |
| LEÓN | 0 | 2 | 0 | 0 | 2 | 0 | 0 | 0 | 0 | 0 | 2 | 0 | 0 | 2 |
| PALENCIA | 0 | 1 | 0 | 0 | 1 | 1 | 0 | 0 | 0 | 0 | 0 | 0 | 0 | 1 |
| SALAMANCA | 0 | 5 | 0 | 0 | 5 | 0 | 0 | 4 | 0 | 0 | 1 | 0 | 0 | 5 |
| SEGOVIA | 0 | 1 | 0 | 0 | 1 | 0 | 0 | 1 | 0 | 0 | 0 | 0 | 0 | 1 |
| SORIA | 0 | 0 | 0 | 0 | 0 | 0 | 0 | 0 | 0 | 0 | 0 | 0 | 0 | 0 |
| VALLADOLID | 0 | 2 | 0 | 0 | 2 | 0 | 0 | 1 | 0 | 0 | 1 | 0 | 0 | 2 |
| ZAMORA | 0 | 1 | 0 | 0 | 1 | 0 | 0 | 0 | 0 | 0 | 1 | 0 | 0 | 1 |
| CASTILLA-LA MANCHA | 0 | 8 | 0 | 0 | 8 | 1 | 0 | 0 | 1 | 0 | 6 | 0 | 0 | 8 |
| ALBACETE | 0 | 3 | 0 | 0 | 3 | 1 | 0 | 0 | 0 | 0 | 2 | 0 | 0 | 3 |
| CIUDAD REAL | 0 | 0 | 0 | 0 | 0 | 0 | 0 | 0 | 0 | 0 | 0 | 0 | 0 | 0 |
| CUENCA | 0 | 0 | 0 | 0 | 0 | 0 | 0 | 0 | 0 | 0 | 0 | 0 | 0 | 0 |
| GUADALAJARA | 0 | 1 | 0 | 0 | 1 | 0 | 0 | 0 | 1 | 0 | 0 | 0 | 0 | 1 |
| TOLEDO | 0 | 4 | 0 | 0 | 4 | 0 | 0 | 0 | 0 | 0 | 4 | 0 | 0 | 4 |

(Continúa al dorso)

| CC.AA. Y/O PROVINCIAS | REVISIONES EFECTUADAS | | | | | CAUSAS DE EXTINCIÓN DEL DERECHO | | | | | | | | |
|-----------------------------|-----------------------|----------------------|-----------------|----------|-----------|---------------------------------|------------------------|----------------------------|-------------------|-----------------------|---------------|-------------------|--------------|-----------|
| | Modifica. Cuantía | Extinción Derecho | Suspensión SGIM | | TOTAL | Recursos Propios | Recursos Familiares | Prestación Incompatible | Ingreso Centro | Pérdida Residencia | Fallecimiento | Grado y Baremo | Alta S.S. | TOTAL |
| | | | Act. Laboral | Otras | | | | | | | | | | |
| CATALUNYA | 0 | 0 | 0 | 0 | 0 | 0 | 0 | 0 | 0 | 0 | 0 | 0 | 0 | 0 |
| BARCELONA | 0 | 0 | 0 | 0 | 0 | 0 | 0 | 0 | 0 | 0 | 0 | 0 | 0 | 0 |
| GIRONA | 0 | 0 | 0 | 0 | 0 | 0 | 0 | 0 | 0 | 0 | 0 | 0 | 0 | 0 |
| LLEIDA | 0 | 0 | 0 | 0 | 0 | 0 | 0 | 0 | 0 | 0 | 0 | 0 | 0 | 0 |
| TARRAGONA | 0 | 0 | 0 | 0 | 0 | 0 | 0 | 0 | 0 | 0 | 0 | 0 | 0 | 0 |
| COMUNIDAD VALENCIANA | 0 | 6 | 0 | 1 | 7 | 1 | 1 | 2 | 0 | 0 | 2 | 0 | 0 | 6 |
| ALICANTE | 0 | 1 | 0 | 1 | 2 | 1 | 0 | 0 | 0 | 0 | 0 | 0 | 0 | 1 |
| CASTELLÓN | 0 | 0 | 0 | 0 | 0 | 0 | 0 | 0 | 0 | 0 | 0 | 0 | 0 | 0 |
| VALENCIA | 0 | 5 | 0 | 0 | 5 | 0 | 1 | 2 | 0 | 0 | 2 | 0 | 0 | 5 |
| EXTREMADURA | 2 | 5 | 0 | 2 | 9 | 1 | 0 | 4 | 0 | 0 | 0 | 0 | 0 | 5 |
| BADAJOS | 0 | 2 | 0 | 1 | 3 | 1 | 0 | 1 | 0 | 0 | 0 | 0 | 0 | 2 |
| CÁCERES | 2 | 3 | 0 | 1 | 6 | 0 | 0 | 3 | 0 | 0 | 0 | 0 | 0 | 3 |
| GALICIA | 0 | 3 | 0 | 0 | 3 | 0 | 0 | 1 | 0 | 0 | 2 | 0 | 0 | 3 |
| A CORUÑA | 0 | 0 | 0 | 0 | 0 | 0 | 0 | 0 | 0 | 0 | 0 | 0 | 0 | 0 |
| LUGO | 0 | 0 | 0 | 0 | 0 | 0 | 0 | 0 | 0 | 0 | 0 | 0 | 0 | 0 |
| OURENSE | 0 | 3 | 0 | 0 | 3 | 0 | 0 | 1 | 0 | 0 | 2 | 0 | 0 | 3 |
| PONTEVEDRA | 0 | 0 | 0 | 0 | 0 | 0 | 0 | 0 | 0 | 0 | 0 | 0 | 0 | 0 |
| MADRID | 0 | 8 | 0 | 0 | 8 | 0 | 0 | 8 | 0 | 0 | 0 | 0 | 0 | 8 |
| MURCIA | 1 | 26 | 0 | 6 | 33 | 0 | 2 | 13 | 0 | 0 | 10 | 1 | 0 | 26 |
| NAVARRA | 0 | 1 | 0 | 0 | 1 | 1 | 0 | 0 | 0 | 0 | 0 | 0 | 0 | 1 |
| PAÍS VASCO | 0 | 2 | 0 | 0 | 2 | 0 | 0 | 0 | 0 | 0 | 2 | 0 | 0 | 2 |
| ARABA/ÁLAVA | 0 | 0 | 0 | 0 | 0 | 0 | 0 | 0 | 0 | 0 | 0 | 0 | 0 | 0 |
| GIPUZKOA | 0 | 2 | 0 | 0 | 2 | 0 | 0 | 0 | 0 | 0 | 2 | 0 | 0 | 2 |
| BIZKAIA | 0 | 0 | 0 | 0 | 0 | 0 | 0 | 0 | 0 | 0 | 0 | 0 | 0 | 0 |
| LA RIOJA | 0 | 3 | 0 | 0 | 3 | 1 | 0 | 0 | 0 | 0 | 2 | 0 | 0 | 3 |
| CEUTA | 0 | 8 | 0 | 0 | 8 | 0 | 8 | 0 | 0 | 0 | 0 | 0 | 0 | 8 |
| MELILLA | 0 | 6 | 0 | 0 | 6 | 0 | 0 | 1 | 0 | 0 | 5 | 0 | 0 | 6 |

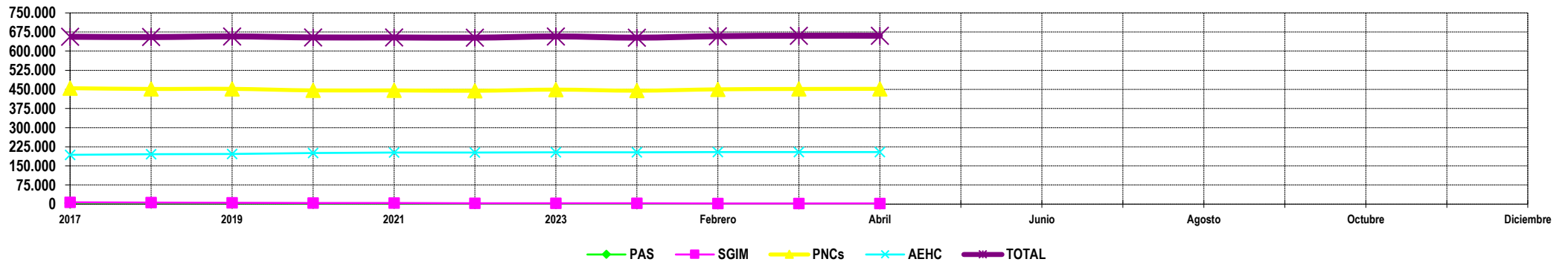
| | | | | | | | | | | | | | | |
|---------------------|----------|------------|----------|----------|------------|-----------|-----------|-----------|----------|----------|-----------|----------|----------|------------|
| TOTAL ESTADO | 3 | 172 | 0 | 9 | 184 | 32 | 11 | 51 | 1 | 1 | 74 | 1 | 1 | 172 |
|---------------------|----------|------------|----------|----------|------------|-----------|-----------|-----------|----------|----------|-----------|----------|----------|------------|

Situación prestaciones de naturaleza no contributiva



SITUACIÓN DE LAS PRESTACIONES DE NATURALEZA NO CONTRIBUTIVA (PNNC)

| | PNNC DE JUBILACIÓN / VEJEZ | | | | PNNC DE INVALIDEZ / ENFERMEDAD | | | | | TOTAL PNNC | | | | |
|-------------|----------------------------|-------|---------|---------|--------------------------------|-------|---------|---------|---------|------------|-------|---------|---------|---------|
| | PAS (*) | SGIM | PNC | TOTAL | PAS (*) | SGIM | PNC | AEHC | TOTAL | PAS | SGIM | PNCs | AEHC | TOTAL |
| 2017 | 532 | 5.520 | 256.690 | 262.742 | 4.061 | 1.548 | 197.988 | 193.416 | 393.716 | 4.593 | 7.068 | 454.678 | 193.416 | 656.458 |
| 2018 | 401 | 4.706 | 257.023 | 262.130 | 3.610 | 1.275 | 194.757 | 196.094 | 393.086 | 4.011 | 5.981 | 451.780 | 196.094 | 655.216 |
| 2019 | 397 | 4.168 | 261.044 | 265.609 | 3.228 | 1.041 | 191.113 | 196.922 | 392.304 | 3.625 | 5.209 | 452.157 | 196.922 | 657.913 |
| 2020 | 278 | 3.600 | 260.169 | 264.047 | 2.731 | 865 | 185.852 | 200.232 | 389.680 | 3.009 | 4.465 | 446.021 | 200.232 | 653.727 |
| 2021 | 400 | 3.103 | 263.328 | 266.831 | 2.645 | 730 | 182.791 | 202.148 | 388.314 | 3.045 | 3.833 | 446.119 | 202.148 | 653.727 |
| 2022 | 403 | 2.705 | 267.093 | 270.201 | 2.182 | 601 | 177.443 | 202.423 | 382.649 | 2.585 | 3.306 | 444.536 | 202.423 | 652.850 |
| 2023 | 361 | 2.392 | 275.935 | 278.688 | 1.704 | 492 | 173.263 | 203.685 | 379.144 | 2.065 | 2.884 | 449.198 | 203.685 | 657.832 |
| 2024 | | | | | | | | | | | | | | |
| Enero | 255 | 2.384 | 267.420 | 270.059 | 1.511 | 484 | 177.468 | 203.451 | 382.914 | 1.766 | 2.868 | 444.888 | 203.451 | 652.973 |
| Febrero | 251 | 2.355 | 277.666 | 280.272 | 1.483 | 479 | 172.684 | 203.893 | 378.539 | 1.734 | 2.834 | 450.350 | 203.893 | 658.811 |
| Marzo | 245 | 2.325 | 279.130 | 281.700 | 1.457 | 469 | 172.582 | 204.275 | 378.783 | 1.702 | 2.794 | 451.712 | 204.275 | 660.483 |
| Abril | 245 | 2.291 | 280.034 | 282.570 | 1.457 | 459 | 172.169 | 203.936 | 378.021 | 1.702 | 2.750 | 452.203 | 203.936 | 660.591 |
| Mayo | | | | | | | | | | | | | | |
| Junio | | | | | | | | | | | | | | |
| Julio | | | | | | | | | | | | | | |
| Agosto | | | | | | | | | | | | | | |
| Septiembre | | | | | | | | | | | | | | |
| Octubre | | | | | | | | | | | | | | |
| Noviembre | | | | | | | | | | | | | | |
| Diciembre | | | | | | | | | | | | | | |



NOTA: Conforme se disponga de la totalidad de los datos mensuales, se procederá a la actualización del respectivo mes.

(*) No se dispone en 2020 del dato relativo al nº de pensiones asistenciales (PAS) de la provincia de Bizkaia.



www.imserso.es