

PENSIONES NO CONTRIBUTIVAS DE LA SEGURIDAD SOCIAL (PNC)
PRESTACIONES SOCIALES Y ECONÓMICAS PARA PERSONAS CON DISCAPACIDAD (PSPD)

INFORME DE SEGUIMIENTO Y EVOLUCIÓN DE LA GESTIÓN

SEPTIEMBRE DE 2025



Índice

| | |
|---|------------|
| I. PENSIONES NO CONTRIBUTIVAS DE LA SEGURIDAD SOCIAL (PNC) | 4 |
| 1. Introducción..... | 5 |
| 2. Situación y evolución de pensiones e importes de las nóminas | 5 |
| 3. Distribución de pensiones según sexo | 7 |
| 4. Situación y evolución de la gestión en trámite inicial | 8 |
| 5. Seguimiento de la gestión de las revisiones de oficio y a instancia de parte | 13 |
| II. PRESTACIONES SOCIALES Y ECONÓMICAS PARA PERSONAS CON DISCAPACIDAD (PSPD) | 15 |
| 1. Introducción..... | 16 |
| 2. Situación y evolución de beneficiarios, número de prestaciones e importes de las nóminas | 17 |
| 3. Situación y evolución de la gestión en trámite inicial | 19 |
| 4. Seguimiento de la gestión de las revisiones de oficio y a instancia de parte | 19 |
| III. ANEXOS | 21 |
| ANEXOS PNC | 22 |
| 1. Número de pensiones e importes de las nóminas | 23 |
| 2. PNC de jubilación: datos de la gestión mensual y anual | 32 |
| 3. PNC de incapacidad: datos de la gestión mensual y anual..... | 42 |
| 4. PNC de la Seguridad Social: datos de la gestión mensual y anual..... | 52 |
| 5. PNC de jubilación e incapacidad: coeficientes de la gestión mensual..... | 62 |
| 6. Reclamaciones previas: datos de la gestión mensual y anual | 66 |
| 7. Revisiones de oficio y a instancia de parte: datos de la gestión mensual y anual | 71 |
| ANEXOS PSPD | 84 |
| 1. Número de beneficiarios, prestaciones e importes de las nóminas..... | 85 |
| 2. PSPD: datos de la gestión mensual y anual | 89 |
| 3. Revisiones de oficio y a instancia de parte: datos de la gestión mensual y anual..... | 94 |
| SITUACIÓN DE LAS PRESTACIONES DE NATURALEZA NO CONTRIBUTIVA | 115 |



I. Pensiones no contributivas de la Seguridad Social (PNC)



1. Introducción

Los datos sobre la gestión y el pago de la nómina de las Pensiones no Contributivas de la Seguridad Social de jubilación e incapacidad (PNC) parten de la información facilitada por los distintos órganos gestores de las Comunidades Autónomas y Direcciones Territoriales del Imsero y se articula, dentro de cada uno de los aspectos objeto de seguimiento y evaluación, como se detalla a continuación:

- Datos de la gestión y de la nómina mensual.
- Datos de la gestión y de la nómina del año 2025, comprendiendo la realizada hasta el mes de referencia.
- Datos sobre la nómina de pago y número de beneficiarios desde el año 2017.

La información presentada hace referencia a los siguientes aspectos:

- Nóminas: situación y evolución de los pensionistas e importes de las nóminas.
- Gestión en trámite inicial: recoge la situación y la evolución de la gestión para cada tipo de pensión, en función de distintos parámetros como el movimiento de solicitudes, resoluciones, causas de denegación o coeficientes de la gestión, entre otros.
- Seguimiento y control de pensionistas, con especial incidencia en las revisiones de oficio y a instancia de parte.

Conforme a las distintas modalidades de gestión resultantes de lo establecido en el artículo 373 del Real Decreto Legislativo 8/2015, de 30 de octubre, por el que se aprueba el Texto Refundido de la Ley General de la Seguridad Social, la gestión de estas pensiones es llevada a cabo por las Direcciones Territoriales del Imsero en las Ciudades Autónomas de Ceuta y Melilla, y por los órganos gestores correspondientes en cada una de las Comunidades Autónomas que conforman el Estado español.

2. Situación y evolución de pensiones e importes de las nóminas

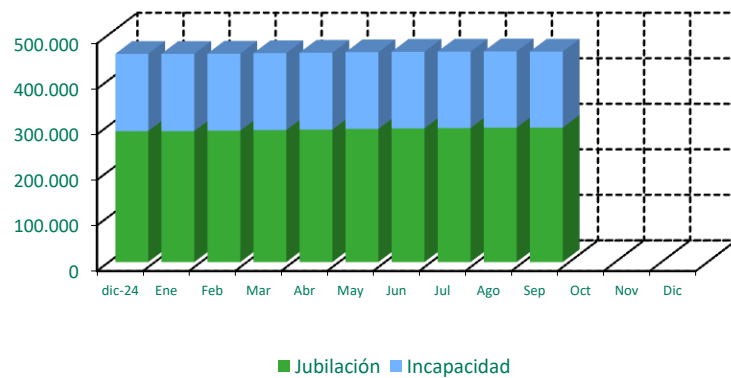
Conforme a la información facilitada por la Gerencia de Informática de la Seguridad Social y por los órganos gestores competentes en las Comunidades Autónomas de Navarra y del País Vasco, el número total de pensiones no contributivas en la nómina de septiembre de 2025 en todo el Estado español ha alcanzado la cifra de 462.218, que es un 0,13 % menos que la del mes anterior.



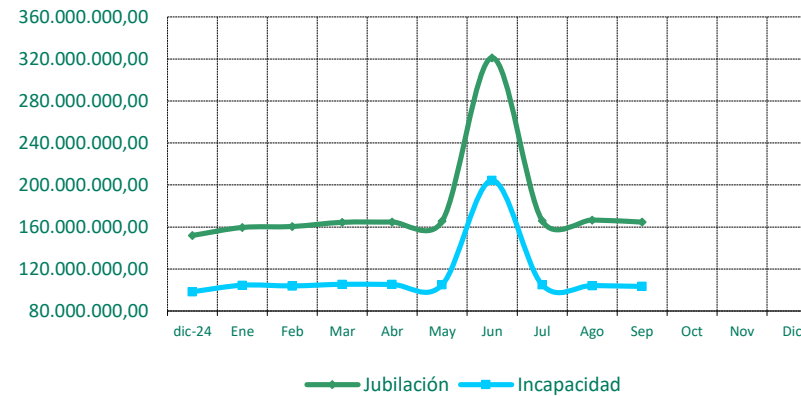
En el cuadro y gráficos siguientes se recogen los datos básicos de la nómina de septiembre de 2025:

| NÓMINA DE SEPTIEMBRE | PNC DE JUBILACIÓN | | PNC DE INCAPACIDAD | | TOTAL PNC | |
|----------------------|-------------------|--------|--------------------|--------|----------------|---------|
| NÚMERO DE PENSIONES | 295.218 | 63,87% | 167.000 | 36,13% | 462.218 | 100,00% |
| IMPORTE | 164.657.896,43 | 61,42% | 103.421.426,81 | 38,58% | 268.079.323,24 | 100,00% |

Evolución número pensionistas



Evolución importe nóminas mensuales



El Real Decreto-ley 1/2025, de 28 de enero, por el que se aprueban medidas urgentes en materia económica, de transporte, de Seguridad Social, y para hacer frente a situaciones de vulnerabilidad ha establecido la cuantía de las pensiones de la Seguridad Social en su modalidad no contributiva para 2025. De este modo, su importe íntegro anual queda establecido en 7.905,80 € íntegros anuales, que se abonan en 12 mensualidades más dos pagas extraordinarias al año. El importe bruto de la nómina de septiembre de 2025 queda fijado en 268.079.323,24 euros. El importe medio mensual abonado a cada pensionista ha quedado establecido para la PNC de incapacidad en 619,29 euros y para la de jubilación en 557,75 euros, siendo superior el de la PNC de incapacidad, entre otras razones, porque 38.041 de sus beneficiarios perciben el complemento del 50% por necesidad de otra persona y porque el montante a percibir en nómina por atrasos es mayor al ser más compleja la gestión y el plazo de resolución.



3. Distribución de pensiones según sexo

Según el Fichero Técnico de PNC constituido en la Dirección General del Imsero, el beneficiario tipo de una PNC de jubilación es una mujer española de 70 a 74 años. El estado civil más común es el de casado, pero el resto en conjunto son mayoritarios. La mayoría vive acompañada, de dos o tres personas con parentesco de cónyuge o segundo grado, pero los que viven solos son más.

En cuanto al pensionista tipo de PNC de incapacidad, es una mujer española de 55 a 59 años, soltera y que vive junto a dos o tres personas con parentesco de primer grado, si bien de nuevo quienes viven solos son mayoría. El grado de discapacidad mayoritario es del 65%-74% y, del total de pensionistas con complemento de necesidad de tercera persona, son más numerosos los hombres.

| DISTRIBUCIÓN POR SEXOS DEL BENEFICIARIO DE PENSIÓN NO CONTRIBUTIVA | | | | | | | | | | | | | | | | |
|--|-------------------|---------------|----------------|---------------|--------------------|---------------|---------------|---------------|-------------------------------|---------------|---------------|---------------|----------------|---------------|----------------|---------------|
| ÁMBITO GEOGRÁFICO | PNC DE JUBILACIÓN | | | | PNC DE INCAPACIDAD | | | | PNC DE JUB.DERIV. INCAPACIDAD | | | | TOTAL PNC | | | |
| | VARONES | % | MUJERES | % | VARONES | % | MUJERES | % | VARONES | % | MUJERES | % | VARONES | % | MUJERES | % |
| ANDALUCÍA | 11.957 | 26,31% | 33.487 | 73,69% | 18.723 | 51,51% | 17.627 | 48,49% | 3.077 | 28,40% | 7.756 | 71,60% | 33.757 | 36,44% | 58.870 | 63,56% |
| ARAGÓN | 1.137 | 26,29% | 3.188 | 73,71% | 1.198 | 51,31% | 1.137 | 48,69% | 244 | 33,24% | 490 | 66,76% | 2.579 | 34,88% | 4.815 | 65,12% |
| ASTURIAS | 1.267 | 27,58% | 3.327 | 72,42% | 1.654 | 51,37% | 1.566 | 48,63% | 409 | 31,56% | 887 | 68,44% | 3.330 | 36,55% | 5.780 | 63,45% |
| ILLES BALEARS | 1.738 | 32,66% | 3.583 | 67,34% | 1.355 | 52,87% | 1.208 | 47,13% | 291 | 32,92% | 593 | 67,08% | 3.384 | 38,59% | 5.384 | 61,41% |
| CANARIAS | 5.531 | 30,69% | 12.491 | 69,31% | 8.490 | 47,65% | 9.326 | 52,35% | 1.933 | 23,66% | 6.238 | 76,34% | 15.954 | 36,25% | 28.055 | 63,75% |
| CANTABRIA | 933 | 26,30% | 2.615 | 73,70% | 1.410 | 48,59% | 1.492 | 51,41% | 283 | 30,96% | 631 | 69,04% | 2.626 | 35,66% | 4.738 | 64,34% |
| CASTILLA Y LEÓN | 2.917 | 25,68% | 8.444 | 74,32% | 4.376 | 51,28% | 4.158 | 48,72% | 979 | 35,48% | 1.780 | 64,52% | 8.272 | 36,51% | 14.382 | 63,49% |
| CASTILLA LA MANCHA | 2.368 | 24,30% | 7.376 | 75,70% | 3.847 | 47,75% | 4.210 | 52,25% | 667 | 28,50% | 1.673 | 71,50% | 6.882 | 34,17% | 13.259 | 65,83% |
| CATALUNYA | 12.230 | 33,26% | 24.539 | 66,74% | 12.876 | 51,34% | 12.202 | 48,66% | 2.599 | 33,27% | 5.212 | 66,73% | 27.705 | 39,77% | 41.953 | 60,23% |
| C. VALENCIANA | 8.166 | 27,41% | 21.621 | 72,59% | 8.358 | 50,53% | 8.182 | 49,47% | 1.703 | 27,35% | 4.523 | 72,65% | 18.227 | 34,68% | 34.326 | 65,32% |
| EXTREMADURA | 1.162 | 17,66% | 5.418 | 82,34% | 2.466 | 50,08% | 2.458 | 49,92% | 367 | 27,85% | 951 | 72,15% | 3.995 | 31,16% | 8.827 | 68,84% |
| GALICIA | 4.771 | 25,09% | 14.247 | 74,91% | 6.040 | 50,52% | 5.915 | 49,48% | 1.770 | 32,50% | 3.676 | 67,50% | 12.581 | 34,55% | 23.838 | 65,45% |
| MADRID | 7.925 | 29,22% | 19.195 | 70,78% | 7.745 | 52,11% | 7.118 | 47,89% | 1.654 | 34,73% | 3.108 | 65,27% | 17.324 | 37,06% | 29.421 | 62,94% |
| MURCIA | 1.823 | 26,17% | 5.144 | 73,83% | 3.548 | 51,59% | 3.329 | 48,41% | 596 | 28,61% | 1.487 | 71,39% | 5.967 | 37,46% | 9.960 | 62,54% |
| NAVARRA | 630 | 30,75% | 1.419 | 69,25% | 452 | 50,79% | 438 | 49,21% | 89 | 37,71% | 147 | 62,29% | 1.171 | 36,88% | 2.004 | 63,12% |
| PAÍS VASCO | 2.612 | 33,47% | 5.193 | 66,53% | 2.908 | 56,72% | 2.219 | 43,28% | 458 | 41,30% | 651 | 58,70% | 5.978 | 42,58% | 8.063 | 57,42% |
| LA RIOJA | 385 | 28,46% | 968 | 71,54% | 384 | 51,89% | 356 | 48,11% | 78 | 37,50% | 130 | 62,50% | 847 | 36,81% | 1.454 | 63,19% |
| CEUTA | 355 | 34,67% | 669 | 65,33% | 458 | 48,06% | 495 | 51,94% | 101 | 27,01% | 273 | 72,99% | 914 | 38,88% | 1.437 | 61,12% |
| MELILLA | 360 | 40,04% | 539 | 59,96% | 469 | 50,43% | 461 | 49,57% | 142 | 19,61% | 582 | 80,39% | 971 | 38,03% | 1.582 | 61,97% |
| TOTAL | 68.267 | 28,24% | 173.463 | 71,76% | 86.757 | 50,84% | 83.897 | 49,16% | 17.440 | 29,95% | 40.788 | 70,05% | 172.464 | 36,65% | 298.148 | 63,35% |

4. Situación y evolución de la gestión en trámite inicial

El seguimiento de la gestión de las PNC contempla aquellos aspectos que se corresponden con la situación en trámite inicial de las solicitudes de pensiones no contributivas de jubilación e incapacidad. El análisis parte de los datos básicos facilitados por los distintos órganos gestores correspondientes al mes de septiembre, relativos a la entrada de solicitudes, resoluciones y reconocimientos del derecho a pensión y número de pendientes, cuyas cifras, a nivel del Estado, se ofrecen en el siguiente cuadro. La información que contiene se ha estructurado mensualmente para poder seguir la evolución de estos trámites de la gestión a lo largo del año 2025, permitiendo así su contraste con las cifras medias anuales de cada uno de los aspectos que se estudian:

| DATOS BÁSICOS DE LA GESTIÓN ESTATAL DE LAS PNC | | | | | | | | | | | | |
|--|-------------------|-----------|-----------|------------|--------------------|-----------|-----------|------------|-------------|-----------|-----------|------------|
| Año 2025 | PNC DE JUBILACIÓN | | | | PNC DE INCAPACIDAD | | | | TOTAL PNC | | | |
| | Solicitadas | Resueltas | Aprobadas | Pendientes | Solicitadas | Resueltas | Aprobadas | Pendientes | Solicitadas | Resueltas | Aprobadas | Pendientes |
| Media 2024 | 4.375 | 4.359 | 2.461 | 17.080 | 1.614 | 1.561 | 864 | 9.190 | 5.989 | 5.920 | 3.324 | 26.270 |
| Enero | 4.872 | 2.897 | 1.591 | 19.055 | 1.619 | 1.187 | 606 | 9.622 | 6.491 | 4.084 | 2.197 | 28.677 |
| Febrero | 4.684 | 5.150 | 2.876 | 18.589 | 1.861 | 1.948 | 1.067 | 9.535 | 6.545 | 7.098 | 3.943 | 28.124 |
| Marzo | 4.228 | 4.920 | 2.970 | 17.897 | 1.601 | 1.778 | 1.098 | 9.358 | 5.829 | 6.698 | 4.068 | 27.255 |
| Abril | 4.057 | 4.670 | 2.920 | 17.284 | 1.743 | 1.870 | 1.132 | 9.231 | 5.800 | 6.540 | 4.052 | 26.515 |
| Mayo | 4.233 | 5.137 | 2.801 | 16.380 | 1.715 | 1.726 | 952 | 9.220 | 5.948 | 6.863 | 3.753 | 25.600 |
| Junio | 4.023 | 4.474 | 2.544 | 15.929 | 1.686 | 1.647 | 990 | 9.259 | 5.709 | 6.121 | 3.534 | 25.188 |
| Julio | 3.956 | 4.285 | 2.496 | 15.600 | 1.479 | 1.583 | 892 | 9.155 | 5.435 | 5.868 | 3.388 | 24.755 |
| Agosto | 2.354 | 3.150 | 1.699 | 14.804 | 904 | 1.097 | 578 | 8.962 | 3.258 | 4.247 | 2.277 | 23.766 |
| Septiembre | 3.154 | 3.376 | 1.954 | 14.582 | 1.251 | 1.316 | 732 | 8.897 | 4.405 | 4.692 | 2.686 | 23.479 |
| Octubre | | | | | | | | | | | | |
| Noviembre | | | | | | | | | | | | |
| Diciembre | | | | | | | | | | | | |
| Total | 35.561 | 38.059 | 21.851 | 14.582 | 13.859 | 14.152 | 8.047 | 8.897 | 49.420 | 52.211 | 29.898 | 23.479 |
| Media 2025 | 3.951 | 4.229 | 2.428 | | 1.540 | 1.572 | 894 | | 5.491 | 5.801 | 3.322 | |

Analizando de un modo específico cada uno de los aspectos de la gestión, para el mes de septiembre, se obtienen los siguientes resultados:

- Se han presentado un total de 4.405 solicitudes de las que el 71,60 % corresponden a la PNC de jubilación. Haciendo un análisis comparativo respecto al mes anterior, se produce un ascenso global del 35,21 %, que en incapacidad alcanza el 38,38 %:

| SOLICITUDES PRESENTADAS | | | | | | |
|-------------------------|-----------------|----------------|--------------|-------------------------------|--------------|------------------------------|
| TIPO PNC | SEPTIEMBRE 2025 | | AGOSTO 2025 | SEPTIEMBRE 2025 / AGOSTO 2025 | MEDIA 2025 | SEPTIEMBRE 2025 / MEDIA 2025 |
| JUBILACIÓN | 3.154 | 71,60% | 2.354 | 33,98% | 3.951 | -20,18% |
| INCAPACIDAD | 1.251 | 28,40% | 904 | 38,38% | 1.540 | -18,76% |
| TOTAL | 4.405 | 100,00% | 3.258 | 35,21% | 5.491 | -19,78% |

- Del total de 4.692 solicitudes resueltas, el 71,95 % ha sido de PNC de jubilación. La comparación con el mes anterior refleja un ascenso global del 10,48 %, que en incapacidad alcanza el 19,96 %:

| SOLICITUDES RESUELTAS | | | | | | |
|-----------------------|-----------------|----------------|--------------|-------------------------------|--------------|------------------------------|
| TIPO PNC | SEPTIEMBRE 2025 | | AGOSTO 2025 | SEPTIEMBRE 2025 / AGOSTO 2025 | MEDIA 2025 | SEPTIEMBRE 2025 / MEDIA 2025 |
| JUBILACIÓN | 3.376 | 71,95% | 3.150 | 7,17% | 4.229 | -20,17% |
| INCAPACIDAD | 1.316 | 28,05% | 1.097 | 19,96% | 1.572 | -16,31% |
| TOTAL | 4.692 | 100,00% | 4.247 | 10,48% | 5.801 | -19,12% |



- De las 2.686 solicitudes aprobadas en el mes, el 72,75 % ha correspondido a la PNC de jubilación. Respecto al mes anterior se ha producido un ascenso global del 17,96 %, que en incapacidad alcanza el 26,64 %:

| SOLICITUDES APROBADAS | | | | | | |
|-----------------------|-----------------|----------------|--------------|-------------------------------|--------------|------------------------------|
| TIPO PNC | SEPTIEMBRE 2025 | | AGOSTO 2025 | SEPTIEMBRE 2025 / AGOSTO 2025 | MEDIA 2025 | SEPTIEMBRE 2025 / MEDIA 2025 |
| JUBILACIÓN | 1.954 | 72,75% | 1.699 | 15,01% | 2.428 | -19,52% |
| INCAPACIDAD | 732 | 27,25% | 578 | 26,64% | 894 | -18,13% |
| TOTAL | 2.686 | 100,00% | 2.277 | 17,96% | 3.322 | -19,15% |

- El número de solicitudes pendientes de resolución al finalizar el mes de septiembre ha sido de 23.479, un total de 287 menos que el mes anterior, lo que ha supuesto un descenso global del 1,21 %, que en jubilación alcanza el 1,50 %:

| SOLICITUDES PENDIENTES | | | | | | |
|------------------------|-----------------|----------------|---------------|----------------|-------------|---------------|
| TIPO PNC | SEPTIEMBRE 2025 | | AGOSTO 2025 | | DIFERENCIAS | |
| | ABSOLUTA | PORCENTUAL | ABSOLUTA | PORCENTUAL | ABSOLUTA | PORCENTUAL |
| JUBILACIÓN | 14.582 | 62,11% | 14.804 | 62,29% | -222 | -1,50% |
| INCAPACIDAD | 8.897 | 37,89% | 8.962 | 37,71% | -65 | -0,73% |
| TOTAL | 23.479 | 100,00% | 23.766 | 100,00% | -287 | -1,21% |



Los aspectos de la gestión analizados en los puntos anteriores tienen su reflejo en los indicadores de seguimiento incluidos en el siguiente cuadro:

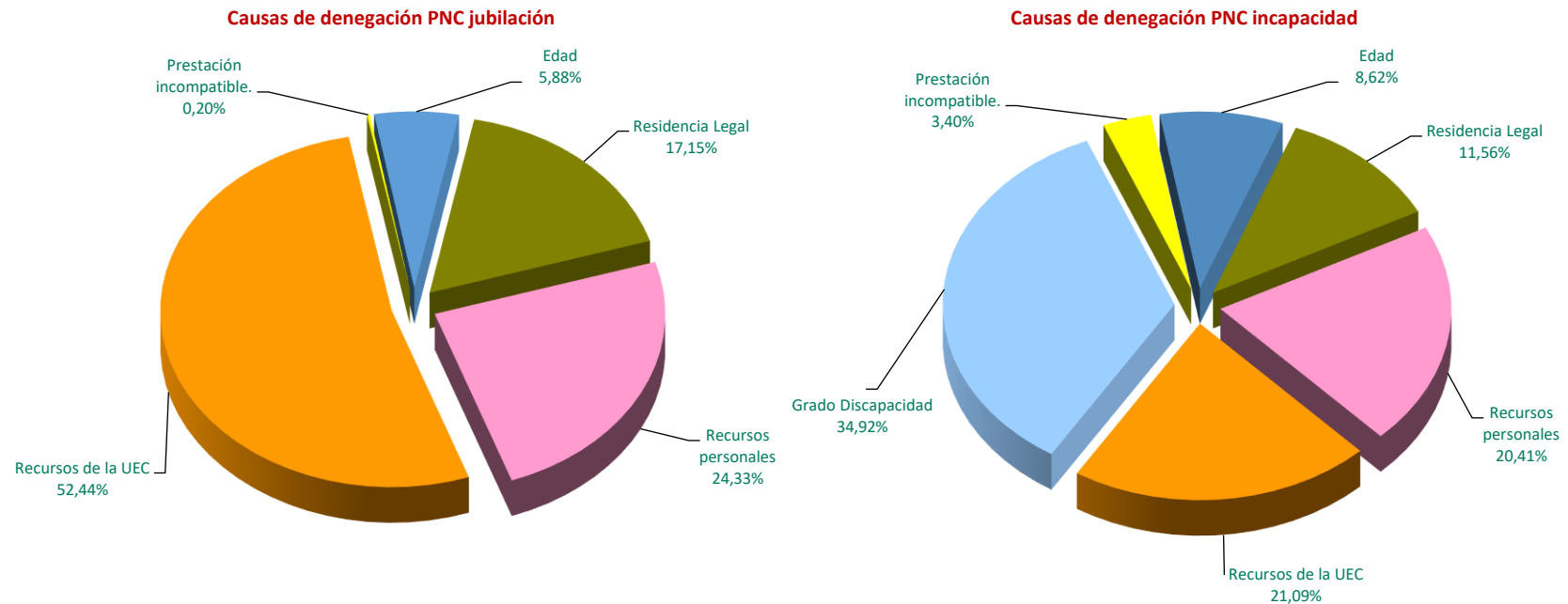
| COEFICIENTES DE COBERTURA, RECONOCIMIENTO Y GESTIÓN | | | | | | |
|--|--------------------------|-----------------------|-----------------------|---------------------------|-----------------------|-----------------------|
| Año 2025 | PNC DE JUBILACIÓN | | | PNC DE INCAPACIDAD | | |
| | Cobertura | Reconocimiento | Gestión (días) | Cobertura | Reconocimiento | Gestión (días) |
| Enero | 59,46% | 54,92% | 117 | 73,32% | 51,05% | 178 |
| Febrero | 109,95% | 55,84% | 117 | 104,67% | 54,77% | 164 |
| Marzo | 116,37% | 60,37% | 117 | 111,06% | 61,75% | 166 |
| Abril | 115,11% | 62,53% | 116 | 107,29% | 60,53% | 162 |
| Mayo | 121,36% | 54,53% | 111 | 100,64% | 55,16% | 162 |
| Junio | 111,21% | 56,86% | 110 | 97,69% | 60,11% | 163 |
| Julio | 108,32% | 58,25% | 109 | 107,03% | 56,35% | 164 |
| Agosto | 133,81% | 53,94% | 110 | 121,35% | 52,69% | 171 |
| Septiembre | 107,04% | 57,88% | 111 | 105,20% | 55,62% | 173 |
| Octubre | | | | | | |
| Noviembre | | | | | | |
| Diciembre | | | | | | |

En esta línea cabe significar que, en el mes de septiembre, las resoluciones efectuadas en la PNC de jubilación han cubierto un total del 107,04 % del volumen de entrada de solicitudes del mes, coeficiente que en incapacidad es del 105,20 %. Atendiendo al número de solicitudes pendientes de resolución al finalizar el mes de septiembre, cabe estimar que el tiempo medio de tramitación sería de 111 días en la PNC de jubilación y de 173 días en incapacidad, lo que supone que haya ascendido un día en jubilación y dos en incapacidad.

La proporción de reconocimientos del derecho dentro del conjunto de solicitudes resueltas en cada tipo de pensión es superior en la PNC de jubilación que en la de incapacidad. Es más habitual en la gestión un menor coeficiente de reconocimiento en la pensión de incapacidad, debido a la mayor selectividad de los requisitos necesarios para el acceso al derecho.



- **Causas de denegación:** Las causas de denegación mensual en trámite inicial, por tipos de pensión, en su distribución porcentual, han sido las siguientes:



- ✓ En la PNC de jubilación se han denegado 1.003 solicitudes, de las que 526 lo han sido por superar el límite de recursos económicos aplicable para la unidad económica de convivencia (UEC).
- ✓ En la PNC de incapacidad la causa de denegación más frecuente ha sido, además de las causas económicas en su conjunto, la relativa al grado de discapacidad, con 154 casos sobre el total de 441.

- **Reclamaciones:** Con la información facilitada por los distintos órganos gestores se han presentado 428 reclamaciones, de las que el 63,79 % corresponden a PNC de jubilación. El número de reclamaciones resueltas se ha situado en 403, de las que el 72,95 % han sido desestimadas. El número de reclamaciones pendientes al finalizar el mes de septiembre queda en 1.369, que representan un 1,83 % más que las pendientes al finalizar el mes anterior.



5. Seguimiento de la gestión de las revisiones de oficio y a instancia de parte

La revisión de oficio se inicia por el órgano gestor cuando, como resultado de las medidas de control disponibles o implantadas, conoce cualquier dato o información que pueda producir o haya producido variación sobrevenida en los requisitos, y ello pueda dar lugar a la modificación de la cuantía, a la suspensión o a la extinción del derecho a la pensión, procediendo, en su caso, el abono de atrasos o la reclamación de las cantidades indebidamente percibidas.

Por otro lado, las revisiones a instancia de parte se inician cuando el interesado, en cumplimiento de sus obligaciones, comunica al órgano gestor cualquier variación sobrevenida en su situación que pudiera tener incidencia en el derecho o en la cuantía reconocida de la pensión, siendo sus efectos resultantes idénticos a los ya mencionados para las revisiones de oficio.

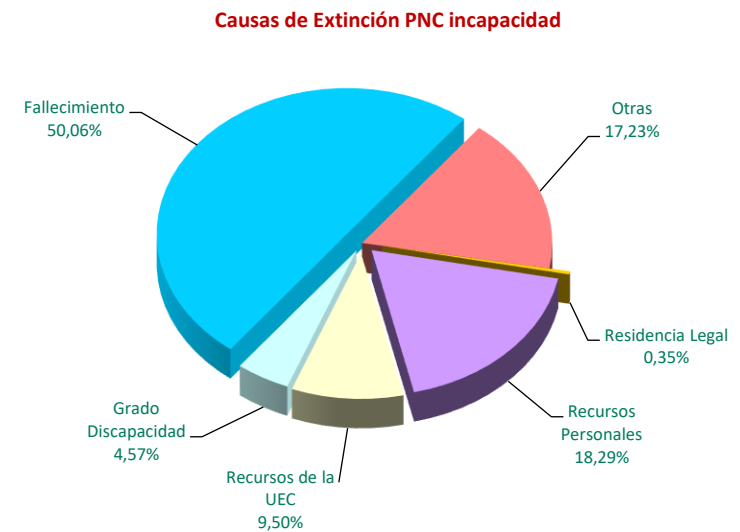
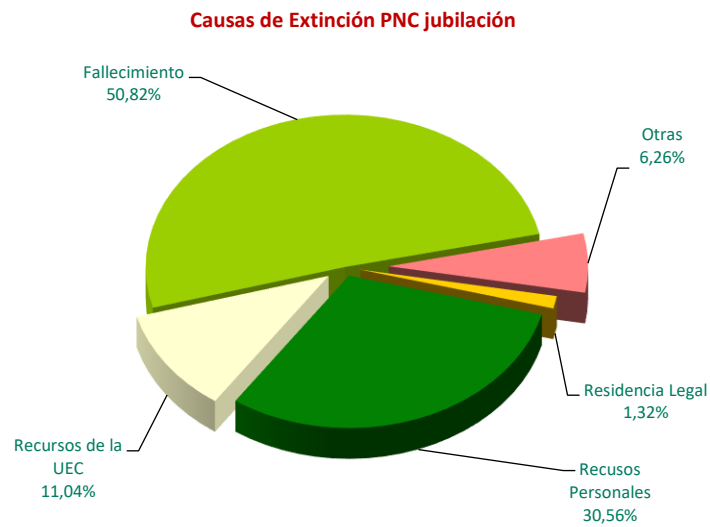
El análisis parte de los datos básicos correspondientes al mes de septiembre, relativos al volumen global de revisiones a efectuar en el mes, las efectuadas y el detalle de las situaciones finales derivadas de dicho proceso, cuyas cifras son las siguientes:


| DATOS DE LA GESTIÓN ESTATAL DE LAS REVISIONES DE OFICIO Y A INSTANCIA DE PARTE PNC | | | | | | | | | | | | | | | | | | |
|--|-------------------|-----------------------|--------------|--------------|---------------|---------------|--------------------|-----------------------|--------------|--------------|--------------|---------------|---------------|-----------------------|---------------|--------------|---------------|---------------|
| Año 2025 | PNC DE JUBILACIÓN | | | | | | PNC DE INCAPACIDAD | | | | | | Total PNC | | | | | |
| | Entrada | Revisiones Efectuadas | | | | | Entrada | Revisiones Efectuadas | | | | | Entrada | Revisiones Efectuadas | | | | |
| | | Sin Mod. | Con Mod. | Suspensión | Ext. Dho. | Total | | Sin Mod. | Con Mod. | Suspensión | Ext. Dho. | Total | | Sin Mod. | Con Mod. | Suspensión | Ext. Dho. | Total |
| Enero | 2.737 | 623 | 598 | 80 | 1.574 | 2.875 | 2.805 | 694 | 777 | 202 | 1.066 | 2.739 | 5.542 | 1.317 | 1.375 | 282 | 2.640 | 5.614 |
| Febrero | 3.101 | 778 | 892 | 201 | 1.546 | 3.417 | 3.217 | 854 | 1.054 | 377 | 1.227 | 3.512 | 6.318 | 1.632 | 1.946 | 578 | 2.773 | 6.929 |
| Marzo | 3.241 | 832 | 947 | 219 | 1.688 | 3.686 | 3.411 | 922 | 1.091 | 352 | 1.266 | 3.631 | 6.652 | 1.754 | 2.038 | 571 | 2.954 | 7.317 |
| Abril | 2.907 | 876 | 796 | 201 | 1.453 | 3.326 | 2.742 | 737 | 953 | 295 | 988 | 2.973 | 5.649 | 1.613 | 1.749 | 496 | 2.441 | 6.299 |
| Mayo | 2.985 | 870 | 879 | 184 | 1.541 | 3.474 | 2.781 | 765 | 873 | 245 | 1.032 | 2.915 | 5.766 | 1.635 | 1.752 | 429 | 2.573 | 6.389 |
| Junio | 2.889 | 697 | 872 | 200 | 1.333 | 3.102 | 2.568 | 772 | 791 | 256 | 1.020 | 2.839 | 5.457 | 1.469 | 1.663 | 456 | 2.353 | 5.941 |
| Julio | 2.706 | 855 | 871 | 183 | 1.212 | 3.121 | 2.751 | 903 | 1.003 | 295 | 875 | 3.076 | 5.457 | 1.758 | 1.874 | 478 | 2.087 | 6.197 |
| Agosto | 2.768 | 645 | 875 | 200 | 1.126 | 2.846 | 2.435 | 632 | 728 | 187 | 690 | 2.237 | 5.203 | 1.277 | 1.603 | 387 | 1.816 | 5.083 |
| Septiembre | 2.640 | 732 | 844 | 234 | 1.214 | 3.024 | 2.503 | 830 | 854 | 256 | 853 | 2.793 | 5.143 | 1.562 | 1.698 | 490 | 2.067 | 5.817 |
| Octubre | | | | | | | | | | | | | | | | | | |
| Noviembre | | | | | | | | | | | | | | | | | | |
| Diciembre | | | | | | | | | | | | | | | | | | |
| Total Año | 25.974 | 6.908 | 7.574 | 1.702 | 12.687 | 28.871 | 25.213 | 7.109 | 8.124 | 2.465 | 9.017 | 26.715 | 51.187 | 14.017 | 15.698 | 4.167 | 21.704 | 55.586 |
| Media mensual | 2.886 | 768 | 842 | 189 | 1.410 | 3.208 | 2.801 | 790 | 903 | 274 | 1.002 | 2.968 | 5.687 | 1.557 | 1.744 | 463 | 2.412 | 6.176 |



Analizando específicamente cada uno de los aspectos señalados, para el mes de septiembre se obtienen los siguientes resultados:

- Se han iniciado 5.143, el 51,33 % en jubilación, y se ha emitido 5.817 revisiones, el 51,99 % en jubilación.
- El 26,85 % de las revisiones efectuadas no ha supuesto variación en la cuantía ni el derecho a la pensión no contributiva.
- El 29,19 % de las revisiones efectuadas han modificado la cuantía de la pensión, el 50,29 % en incapacidad, entre las que se han incluido 54 recuperaciones del derecho por el cese en la actividad laboral y 81 declaraciones de compatibilidad en el percibo de la pensión de incapacidad con los ingresos derivados de esa actividad, previstas en el artículo 366 de la LGSS.
- El 8,42 % de las revisiones efectuadas han derivado en suspensión del derecho. Del total de 490 suspensiones, 30 vienen motivadas en que el pensionista de incapacidad ha iniciado una actividad laboral, sin que proceda declarar la compatibilidad en el percibo de la pensión con los ingresos derivados de dicha actividad.
- Se ha extinguido el derecho a 2.067 pensionistas, el 58,73 % en PNC de jubilación. El fallecimiento del titular es el primer motivo de extinción con el 50,51 % del total de causas de extinción, seguido en segundo lugar por las causas económicas en su conjunto –ingresos personales y de la UEC- con el 35,90 %:





II. Prestaciones sociales y económicas para personas con discapacidad (PSPD)



1. Introducción

El seguimiento y la evolución de la gestión y el pago de la nómina de las Prestaciones Sociales y Económicas para personas con discapacidad, contempladas en el Texto Refundido de la Ley General de derechos de las personas con discapacidad y de su inclusión social, aprobado por el Real Decreto Legislativo 1/2013, de 29 de noviembre, y reguladas por el Real Decreto 383/1984, de 1 de febrero, parte de la información facilitada por los distintos órganos gestores de las Comunidades Autónomas y de las Direcciones Territoriales del Imsero de Ceuta y Melilla, y se articula como se detalla a continuación:

- Datos de la gestión y de la nómina mensual.
- Datos de la gestión y de la nómina del año 2025, comprendiendo la realizada hasta el mes de referencia.
- Datos sobre la nómina de pago y número de beneficiarios desde el año 2017.

La información que suministra este apartado del informe hace referencia a los siguientes aspectos:

- Nóminas: situación y evolución de los beneficiarios, del número de subsidios que disfrutaban y de sus importes mensuales.

Todo ello teniendo en cuenta que una amplia mayoría de aquellos continúan siéndolo de uno o de los dos subsidios suprimidos por la Ley 26/1990 - Subsidios de Garantía de Ingresos Mínimos (SGIM) y por Ayuda de Tercera Persona (SATP) -, en aplicación de lo establecido en la Disposición Transitoria vigésima quinta de la Ley General de la Seguridad Social.

Se ofrece también información sobre el número de personas que disfrutaban de Asistencia Sanitaria y Prestación Farmacéutica (ASPF) y sobre el movimiento de beneficiarios, con especial incidencia, en este caso, en el número de aquellos que han optado por alguna prestación no contributiva.

- Gestión en trámite inicial: recoge la situación y la evolución de la gestión de las dos prestaciones vigentes tras la entrada en vigor de la Ley 26/1990, de 20 de diciembre: Subsidio de Movilidad y Compensación para Gastos de Transporte (SMGT) y Asistencia Sanitaria y Prestación Farmacéutica (ASPF).
- Gestión de las revisiones iniciadas, de oficio o a instancia de parte, respecto a todas las prestaciones sociales y económicas para personas con discapacidad.



2. Situación y evolución de beneficiarios, número de prestaciones e importes de las nóminas

El Real Decreto-ley 1/2025, de 28 de enero, por el que se aprueban medidas urgentes en materia económica, de transporte, de Seguridad Social, y para hacer frente a situaciones de vulnerabilidad ha establecido la cuantía de las pensiones de la Seguridad Social en su modalidad no contributiva para 2025, establece que el subsidio de movilidad y compensación para gastos de transporte se revalorizará en 2025 en un porcentaje del 2'8%, alcanzando un importe anual de 1.002,00 euros.

En cuanto las cuantías de los subsidios de garantía de ingresos mínimos y por ayuda de tercera persona, se mantienen vigentes, en tanto que no se apruebe la Ley de Presupuestos Generales del Estado para 2025, las establecidas en la Ley 31/2022, de 23 de diciembre, de Presupuestos Generales del Estado para el año 2023.

De este modo, quedan fijados los importes mensuales siguientes:

- Subsidio de Garantía de Ingresos Mínimos, SGIM (14 pagas /año): 149,86 euros.
- Subsidio por Ayuda de Tercera Persona, SATP (14 pagas /año): 58,45 euros.
- Subsidio de Movilidad y Compensación por Gastos de Transporte, SMGT (12 pagas /año): 83,50 euros.

De acuerdo con la información facilitada por el Área de Informática del Imserso sobre los datos de nómina, así como por los órganos gestores de las Comunidades Autónomas de Navarra y del País Vasco, el número de beneficiarios distintos en el mes de septiembre asciende a 7.043, un 0,5 % menos que en el mes anterior.

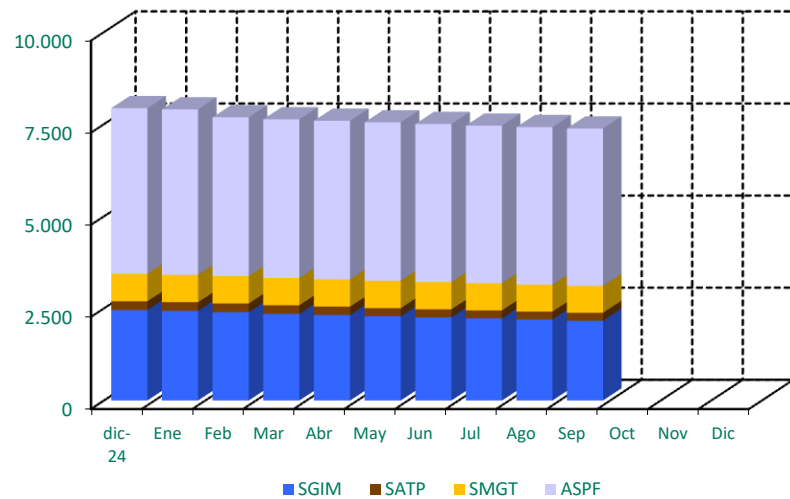
El número total de prestaciones reconocidas asciende a 7.384, cifra ésta superior a la de los beneficiarios distintos, ya que una misma persona puede tener reconocido el derecho a más de una prestación. Del total de prestaciones, 3.110 son de naturaleza económica, de las que el 69,67 % corresponde al SGIM, el 6,88 % al SATP y el 23,44 % restante al SMGT. Por último, la prestación de ASPF la tenían reconocida un total de 4.274 personas, un 0,07 % menos que en el mes anterior.



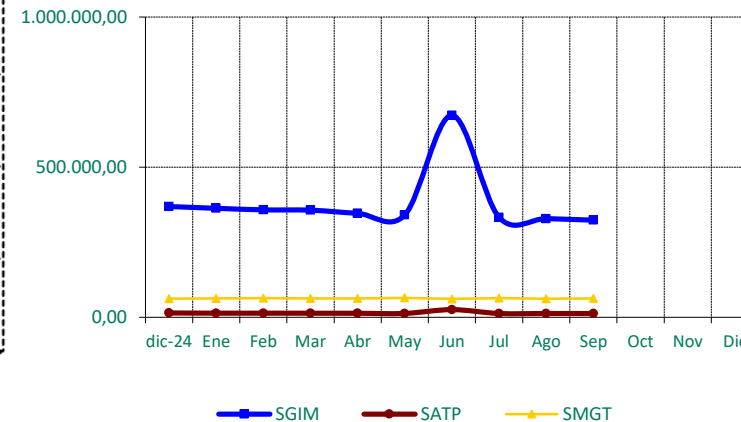
Los siguientes cuadros reflejan los datos básicos señalados de la nómina:

| NÓMINA DE SEPTIEMBRE | BENEFICIARIOS DISTINTOS | SGIM | SATP | SMGT | ASPF | TOTAL PRESTACIONES |
|----------------------|-------------------------|------------|-----------|-----------|-------|--------------------|
| BENEFICIARIOS | 7.043 | 2.167 | 214 | 729 | 4.274 | 7.384 |
| IMPORTE | | 323.518,99 | 12.508,31 | 63.123,20 | | 399.150,50 |

Evolución número prestaciones



Evolución importes nóminas mensuales



El importe de la nómina del mes de septiembre ha alcanzado un total de 399.150,50 euros, correspondiendo el 81,07 % al SGIM.

Finalmente, y conforme a la información disponible, los datos sobre el perfil tipo del beneficiario de las prestaciones sociales y económicas para personas con discapacidad muestran un predominio de las mujeres sobre los hombres en un 66,62 %. Esta mujer tipo tiene una discapacidad de física y su edad supera los 80 años.



3. Situación y evolución de la gestión en trámite inicial

Como se ha señalado en la introducción de este informe, el volumen de la gestión de las prestaciones sociales y económicas para personas con discapacidad contempladas en el Real Decreto 383/1984, de 1 de febrero, se vio reducido tras la entrada en vigor de la Ley 26/1990, de 20 de diciembre, que suprimió los subsidios de Garantía de Ingresos Mínimos y por Ayuda de Tercera Persona.

Los datos de la gestión de las solicitudes presentadas, resueltas, aprobadas y el índice de reconocimiento de las dos prestaciones vigentes (SMGT y ASPF), correspondientes al mes de septiembre se recogen en los anexos 58 a 61.

4. Seguimiento de la gestión de las revisiones de oficio y a instancia de parte

La revisión de oficio es la iniciada por el órgano gestor cuando, como resultado de las medidas de control disponibles o implantadas, conoce cualquier dato o información que pueda producir o haya producido una variación sobrevenida en los requisitos, y ello pueda dar lugar a la modificación de la cuantía o a la suspensión o extinción del derecho a la prestación, procediendo, en su caso, el abono de atrasos o la reclamación de las cantidades indebidamente percibidas.

Por otro lado, las revisiones a instancia de parte se inician cuando el interesado, en cumplimiento de sus obligaciones, comunica al órgano gestor cualquier variación sobrevenida en su situación que pudiera tener incidencia en el derecho o en la cuantía reconocida de la prestación, siendo sus efectos resultantes idénticos a los ya indicados para las revisiones de oficio.

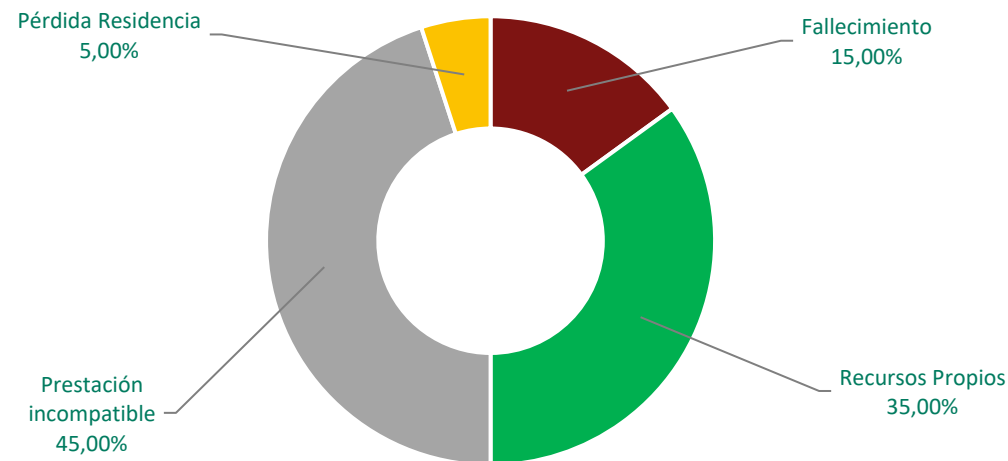
Los datos correspondientes al mes de septiembre se refieren al detalle de las situaciones finales derivadas de los procesos de revisión, cuyas cifras se reflejan en los anexos 62 a 71.



Del análisis de estos es posible obtener las siguientes conclusiones:

- ✓ Se han efectuado en el mes un total de 21 resoluciones en las que se ha podido modificar la cuantía, suspender o extinguir el derecho a alguna de las prestaciones, de las que el 66,67 % se corresponde con el SGIM.
- ✓ Se ha extinguido el derecho a 20 prestaciones.
- ✓ No se ha emitido ninguna resolución que haya modificado la cuantía del SGIM.
- ✓ Se ha llevado a cabo 1 suspensión del derecho.

El siguiente gráfico refleja los distintos motivos de extinción en el total de prestaciones. Las causas de la pérdida del derecho están sustentadas, en primer lugar, en que el beneficiario sea titular de alguna prestación incompatible; en segundo lugar, en que los recursos propios del titular superan el límite establecido y, en tercer lugar, en el fallecimiento del titular:





III. Anexos



Anexos PNC



1. Número de pensiones e importes de las nóminas



**PENSIONES NO CONTRIBUTIVAS (PNC)
EVOLUCIÓN DE LAS NÓMINAS**
**TOTAL ESTADO
CON NAVARRA Y PAÍS VASCO**

| AÑO/MENSUALIDAD | IMPORTES BRUTOS | | | NÚMERO DE PENSIONES POR TIPO | | |
|---------------------------|-------------------------|-------------------------|-------------------------|------------------------------|-------------|---------|
| | JUBILACIÓN | INCAPACIDAD | TOTAL | JUBILACIÓN | INCAPACIDAD | TOTAL |
| AÑO 2018 | 1.332.591.432,33 | 1.132.835.599,81 | 2.465.427.032,14 | 257.023 | 194.757 | 451.780 |
| AÑO 2019 | 1.399.861.375,29 | 1.152.150.277,32 | 2.552.011.652,61 | 261.044 | 191.113 | 452.157 |
| AÑO 2020 | 1.429.951.491,95 | 1.139.436.029,68 | 2.569.387.521,63 | 260.169 | 185.852 | 446.021 |
| AÑO 2021 | 1.462.993.107,03 | 1.137.034.845,77 | 2.600.027.952,80 | 263.328 | 182.791 | 446.119 |
| AÑO 2022 | 1.697.581.887,76 | 1.259.841.787,19 | 2.957.423.674,95 | 267.093 | 177.443 | 444.536 |
| AÑO 2023 | 1.849.935.831,97 | 1.306.602.409,95 | 3.156.538.241,92 | 275.935 | 173.263 | 449.198 |
| AÑO 2024 | 2.046.209.700,26 | 1.364.993.282,61 | 3.411.202.982,87 | 287.625 | 169.775 | 457.400 |
| AÑO 2025 | | | | | | |
| ENERO | 159.553.326,94 | 104.552.808,87 | 264.106.135,81 | 287.479 | 169.901 | 457.380 |
| FEBRERO | 160.449.386,58 | 103.889.298,10 | 264.338.684,68 | 288.620 | 169.189 | 457.809 |
| MARZO | 164.436.390,89 | 105.446.158,83 | 269.882.549,72 | 289.887 | 169.100 | 458.987 |
| ABRIL | 164.717.284,45 | 105.261.350,26 | 269.978.634,71 | 291.038 | 168.792 | 459.830 |
| MAYO | 165.638.996,71 | 105.046.323,48 | 270.685.320,19 | 292.542 | 168.530 | 461.072 |
| JUNIO* | 321.078.064,82 | 204.363.078,75 | 525.441.143,57 | 293.699 | 168.286 | 461.985 |
| JULIO | 166.068.493,90 | 104.983.621,39 | 271.052.115,29 | 294.386 | 167.907 | 462.293 |
| AGOSTO | 166.663.605,25 | 104.248.476,36 | 270.912.081,61 | 295.261 | 167.561 | 462.822 |
| SEPTIEMBRE | 164.657.896,43 | 103.421.426,81 | 268.079.323,24 | 295.218 | 167.000 | 462.218 |
| OCTUBRE | | | | | | |
| NOVIEMBRE* | | | | | | |
| DICIEMBRE | | | | | | |
| TOTAL AÑO 2025 (1) | 1.639.542.445,97 | 1.044.889.117,85 | 2.684.431.563,82 | | | |

* Junto a la mensualidad se abona una paga extra

(1) En importes está incluido lo abonado por el quinto pago del complemento por alquiler del año 2024, el primero, segundo y tercer pagos del año 2025.

PENSIONES NO CONTRIBUTIVAS DE LA SEGURIDAD SOCIAL

PENSIONES E IMPORTE DE LA NÓMINA AÑO 2025

SEPTIEMBRE

| CC.AA. Y/O PROVINCIAS | PNC DE JUBILACIÓN | | | PNC DE INCAPACIDAD | | | TOTAL JUBILACIÓN E INCAPACIDAD | | |
|-----------------------------|------------------------|----------------------|---------------------|------------------------|----------------------|---------------------|--------------------------------|----------------------|---------------------|
| | NÚMERO DE PENSIONES | IMPORTE BRUTO | PROMEDIO MENSUAL | NÚMERO DE PENSIONES | IMPORTE BRUTO | PROMEDIO MENSUAL | NÚMERO DE PENSIONES | IMPORTE BRUTO | PROMEDIO MENSUAL |
| ANDALUCÍA | 56.425 | 32.083.215,59 | 568,60 | 36.472 | 23.190.419,04 | 635,84 | 92.897 | 55.273.634,63 | 595,00 |
| ALMERÍA | 4.049 | 2.254.598,40 | 556,83 | 2.378 | 1.474.168,01 | 619,92 | 6.427 | 3.728.766,41 | 580,17 |
| CÁDIZ | 10.021 | 5.971.597,72 | 595,91 | 6.694 | 4.241.226,98 | 633,59 | 16.715 | 10.212.824,70 | 611,00 |
| CÓRDOBA | 4.980 | 2.726.002,36 | 547,39 | 3.282 | 2.100.798,68 | 640,10 | 8.262 | 4.826.801,04 | 584,22 |
| GRANADA | 5.234 | 2.860.144,72 | 546,45 | 3.891 | 2.433.332,08 | 625,37 | 9.125 | 5.293.476,80 | 580,11 |
| HUELVA | 3.363 | 1.839.515,72 | 546,99 | 3.193 | 1.925.168,62 | 602,93 | 6.556 | 3.764.684,34 | 574,23 |
| JAÉN | 2.758 | 1.646.761,68 | 597,09 | 2.218 | 1.451.416,92 | 654,38 | 4.976 | 3.098.178,60 | 622,62 |
| MÁLAGA | 13.411 | 7.645.930,07 | 570,12 | 6.321 | 4.030.184,11 | 637,59 | 19.732 | 11.676.114,18 | 591,73 |
| SEVILLA | 12.609 | 7.138.664,92 | 566,16 | 8.495 | 5.534.123,64 | 651,46 | 21.104 | 12.672.788,56 | 600,49 |
| ARAGÓN | 4.986 | 2.893.171,21 | 580,26 | 2.308 | 1.493.735,21 | 647,20 | 7.294 | 4.386.906,42 | 601,44 |
| HUESCA | 1.019 | 570.488,97 | 559,85 | 543 | 350.295,82 | 645,11 | 1.562 | 920.784,79 | 589,49 |
| TERUEL | 437 | 258.504,18 | 591,54 | 170 | 119.307,98 | 701,81 | 607 | 377.812,16 | 622,43 |
| ZARAGOZA | 3.530 | 2.064.178,06 | 584,75 | 1.595 | 1.024.131,41 | 642,09 | 5.125 | 3.088.309,47 | 602,60 |
| ASTURIAS | 5.905 | 3.394.797,83 | 574,90 | 3.230 | 1.981.113,46 | 613,35 | 9.135 | 5.375.911,29 | 588,50 |
| ILLES BALEARS | 5.970 | 3.282.445,05 | 549,82 | 2.353 | 1.485.280,99 | 631,23 | 8.323 | 4.767.726,04 | 572,84 |
| CANARIAS | 25.551 | 14.618.275,93 | 572,12 | 16.325 | 10.029.987,42 | 614,39 | 41.876 | 24.648.263,35 | 588,60 |
| LAS PALMAS | 11.446 | 6.484.458,68 | 566,53 | 6.389 | 3.930.124,33 | 615,14 | 17.835 | 10.414.583,01 | 583,94 |
| S.C. TENERIFE | 14.105 | 8.133.817,25 | 576,66 | 9.936 | 6.099.863,09 | 613,92 | 24.041 | 14.233.680,34 | 592,06 |
| CANTABRIA | 4.429 | 2.436.072,98 | 550,03 | 2.884 | 1.803.697,89 | 625,42 | 7.313 | 4.239.770,87 | 579,76 |
| CASTILLA Y LEÓN | 13.938 | 7.806.613,51 | 560,10 | 7.884 | 4.875.180,26 | 618,36 | 21.822 | 12.681.793,77 | 581,15 |
| ÁVILA | 1.242 | 689.616,02 | 555,25 | 770 | 475.036,06 | 616,93 | 2.012 | 1.164.652,08 | 578,85 |
| BURGOS | 1.417 | 815.686,03 | 575,64 | 1.102 | 681.147,23 | 618,10 | 2.519 | 1.496.833,26 | 594,22 |
| LEÓN | 2.562 | 1.421.959,39 | 555,02 | 1.507 | 916.669,03 | 608,27 | 4.069 | 2.338.628,42 | 574,74 |
| PALENCIA | 1.082 | 600.101,44 | 554,62 | 599 | 382.010,52 | 637,75 | 1.681 | 982.111,96 | 584,24 |
| SALAMANCA | 2.519 | 1.398.978,81 | 555,37 | 1.403 | 891.151,20 | 635,18 | 3.922 | 2.290.130,01 | 583,92 |
| SEGOVIA | 612 | 349.778,32 | 571,53 | 345 | 219.658,96 | 636,69 | 957 | 569.437,28 | 595,02 |
| SORIA | 333 | 200.621,27 | 602,47 | 127 | 79.977,69 | 629,75 | 460 | 280.598,96 | 610,00 |
| VALLADOLID | 2.791 | 1.562.612,25 | 559,88 | 1.325 | 793.738,47 | 599,05 | 4.116 | 2.356.350,72 | 572,49 |
| ZAMORA | 1.380 | 767.259,98 | 555,99 | 706 | 435.791,10 | 617,27 | 2.086 | 1.203.051,08 | 576,73 |
| CASTILLA-LA MANCHA | 11.826 | 6.483.785,23 | 548,27 | 8.307 | 5.121.135,58 | 616,48 | 20.133 | 11.604.920,81 | 576,41 |
| ALBACETE | 2.290 | 1.251.585,96 | 546,54 | 2.026 | 1.241.210,70 | 612,64 | 4.316 | 2.492.796,66 | 577,57 |
| CIUDAD REAL | 3.145 | 1.753.344,40 | 557,50 | 2.025 | 1.271.962,92 | 628,13 | 5.170 | 3.025.307,32 | 585,17 |
| CUENCA | 1.150 | 644.160,31 | 560,14 | 1.000 | 625.734,63 | 625,73 | 2.150 | 1.269.894,94 | 590,65 |
| GUADALAJARA | 982 | 539.523,80 | 549,41 | 670 | 416.838,03 | 622,15 | 1.652 | 956.361,83 | 578,91 |
| TOLEDO | 4.259 | 2.295.170,76 | 538,90 | 2.586 | 1.565.389,30 | 605,33 | 6.845 | 3.860.560,06 | 564,00 |

(Continúa al dorso)

| CC.AA. Y/O PROVINCIAS | PNC DE JUBILACIÓN | | | PNC DE INCAPACIDAD | | | TOTAL JUBILACIÓN E INCAPACIDAD | | |
|-----------------------------|------------------------|-----------------------|---------------------|------------------------|-----------------------|---------------------|--------------------------------|-----------------------|---------------------|
| | NÚMERO DE PENSIONES | IMPORTE BRUTO | PROMEDIO MENSUAL | NÚMERO DE PENSIONES | IMPORTE BRUTO | PROMEDIO MENSUAL | NÚMERO DE PENSIONES | IMPORTE BRUTO | PROMEDIO MENSUAL |
| CATALUNYA | 44.557 | 24.734.563,34 | 555,12 | 25.100 | 15.181.324,09 | 604,83 | 69.657 | 39.915.887,43 | 573,03 |
| BARCELONA | 31.970 | 17.703.341,61 | 553,75 | 17.399 | 10.580.888,33 | 608,13 | 49.369 | 28.284.229,94 | 572,91 |
| GIRONA | 4.510 | 2.506.878,92 | 555,85 | 2.335 | 1.408.581,06 | 603,25 | 6.845 | 3.915.459,98 | 572,02 |
| LLEIDA | 2.526 | 1.400.236,04 | 554,33 | 1.370 | 821.739,34 | 599,81 | 3.896 | 2.221.975,38 | 570,32 |
| TARRAGONA | 5.551 | 3.124.106,77 | 562,80 | 3.996 | 2.370.115,36 | 593,12 | 9.547 | 5.494.222,13 | 575,49 |
| COMUNIDAD VALENCIANA | 35.210 | 19.004.594,71 | 539,75 | 15.568 | 9.254.833,27 | 594,48 | 50.778 | 28.259.427,98 | 556,53 |
| ALICANTE | 14.576 | 7.909.498,19 | 542,64 | 5.153 | 3.029.156,71 | 587,84 | 19.729 | 10.938.654,90 | 554,45 |
| CASTELLÓN | 2.849 | 1.542.725,58 | 541,50 | 1.973 | 1.197.034,49 | 606,71 | 4.822 | 2.739.760,07 | 568,18 |
| VALENCIA | 17.785 | 9.552.370,94 | 537,10 | 8.442 | 5.028.642,07 | 595,67 | 26.227 | 14.581.013,01 | 555,95 |
| EXTREMADURA | 7.830 | 4.366.502,66 | 557,66 | 4.726 | 2.907.172,95 | 615,14 | 12.556 | 7.273.675,61 | 579,30 |
| BADAJOS | 5.217 | 2.896.461,76 | 555,20 | 2.990 | 1.829.085,53 | 611,73 | 8.207 | 4.725.547,29 | 575,79 |
| CÁCERES | 2.613 | 1.470.040,90 | 562,59 | 1.736 | 1.078.087,42 | 621,02 | 4.349 | 2.548.128,32 | 585,91 |
| GALICIA | 24.480 | 13.734.333,77 | 561,04 | 11.971 | 7.408.152,50 | 618,84 | 36.451 | 21.142.486,27 | 580,02 |
| A CORUÑA | 9.033 | 4.967.412,68 | 549,92 | 4.320 | 2.678.861,49 | 620,11 | 13.353 | 7.646.274,17 | 572,63 |
| LUGO | 2.851 | 1.631.301,67 | 572,19 | 1.220 | 773.111,67 | 633,70 | 4.071 | 2.404.413,34 | 590,62 |
| OURENSE | 3.412 | 1.923.829,95 | 563,84 | 1.756 | 1.073.370,87 | 611,26 | 5.168 | 2.997.200,82 | 579,95 |
| PONTEVEDRA | 9.184 | 5.211.789,47 | 567,49 | 4.675 | 2.882.808,47 | 616,64 | 13.859 | 8.094.597,94 | 584,07 |
| MADRID | 30.155 | 16.663.725,81 | 552,60 | 13.100 | 8.302.097,04 | 633,75 | 43.255 | 24.965.822,85 | 577,18 |
| MURCIA | 9.384 | 5.083.860,90 | 541,76 | 7.112 | 4.380.531,58 | 615,94 | 16.496 | 9.464.392,48 | 573,74 |
| NAVARRA (*) | 2.299 | 1.277.768,66 | 555,79 | 927 | 586.223,78 | 632,39 | 3.226 | 1.863.992,44 | 577,80 |
| PAÍS VASCO | 8.293 | 4.607.077,49 | 555,54 | 5.747 | 3.571.625,65 | 621,48 | 14.040 | 8.178.703,14 | 582,53 |
| ARABA/ÁLAVA | 1.111 | 622.331,59 | 560,15 | 668 | 434.224,01 | 650,04 | 1.779 | 1.056.555,60 | 593,90 |
| GIPUZKOA | 2.424 | 1.358.315,94 | 560,36 | 1.600 | 1.028.800,68 | 643,00 | 4.024 | 2.387.116,62 | 593,22 |
| BIZKAIA | 4.758 | 2.626.429,96 | 552,00 | 3.479 | 2.108.600,96 | 606,09 | 8.237 | 4.735.030,92 | 574,85 |
| LA RIOJA | 1.544 | 856.304,82 | 554,60 | 723 | 449.046,64 | 621,09 | 2.267 | 1.305.351,46 | 575,81 |
| CEUTA | 1.152 | 615.712,35 | 534,47 | 1.087 | 649.932,20 | 597,91 | 2.239 | 1.265.644,55 | 565,27 |
| MELILLA | 1.284 | 715.074,59 | 556,91 | 1.176 | 749.937,26 | 637,70 | 2.460 | 1.465.011,85 | 595,53 |
| TOTAL ESTADO | 295.218 | 164.657.896,43 | 557,75 | 167.000 | 103.421.426,81 | 619,29 | 462.218 | 268.079.323,24 | 579,98 |

Deducciones en nómina (PAS, LISMI, P.F.H.C. y Pagos Indebidos):

284.408,20

IMPORTE NETO DE LA NÓMINA:

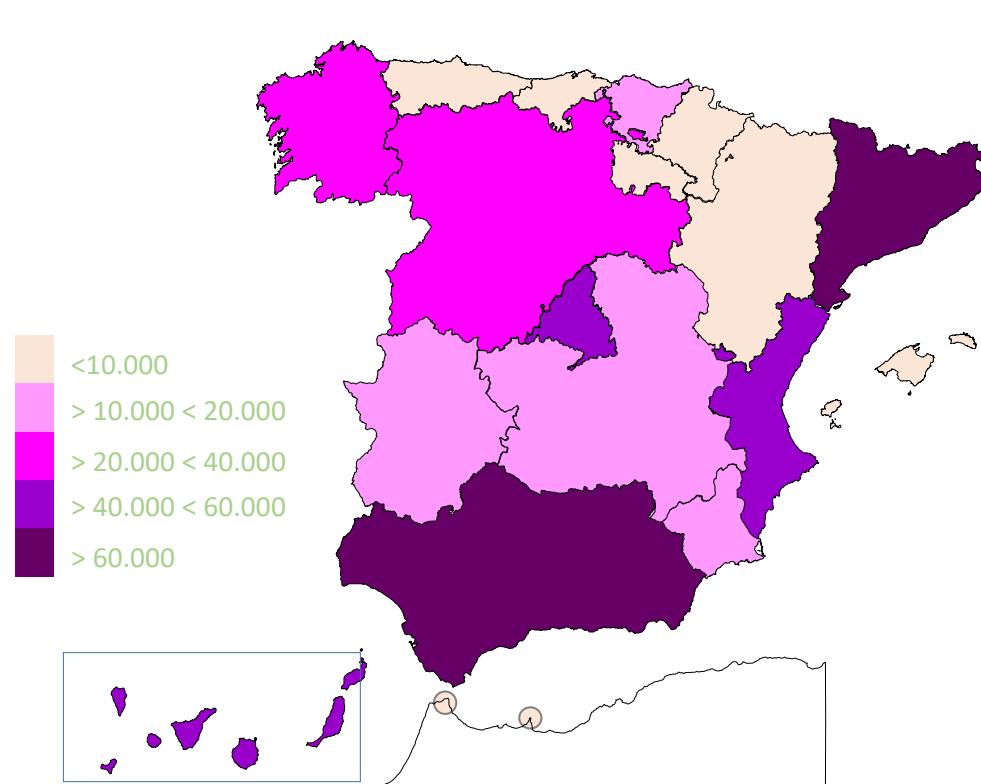
267.794.915,04

PNC DE LA SEGURIDAD SOCIAL DE JUBILACIÓN E INCAPACIDAD

DISTRIBUCIÓN TERRITORIAL DEL NÚMERO DE PENSIONES EN LA NÓMINA DE SEPTIEMBRE DE 2025

| ÁMBITO GEOGRÁFICO | NÚMERO DE PENSIONES POR TIPO | | | | | |
|----------------------|------------------------------|---------------|----------------|---------------|----------------|---------------|
| | JUBILACIÓN | % | INCAPACIDAD | % | TOTAL | % |
| ANDALUCÍA | 56.425 | 19,11 | 36.472 | 21,84 | 92.897 | 20,10 |
| ARAGÓN | 4.986 | 1,69 | 2.308 | 1,38 | 7.294 | 1,58 |
| ASTURIAS | 5.905 | 2,00 | 3.230 | 1,93 | 9.135 | 1,98 |
| ILLES BALEARS | 5.970 | 2,02 | 2.353 | 1,41 | 8.323 | 1,80 |
| CANARIAS | 25.551 | 8,65 | 16.325 | 9,78 | 41.876 | 9,06 |
| CANTABRIA | 4.429 | 1,50 | 2.884 | 1,73 | 7.313 | 1,58 |
| CASTILLA Y LEÓN | 13.938 | 4,72 | 7.884 | 4,72 | 21.822 | 4,72 |
| CASTILLA-LA MANCHA | 11.826 | 4,01 | 8.307 | 4,97 | 20.133 | 4,36 |
| CATALUNYA | 44.557 | 15,09 | 25.100 | 15,03 | 69.657 | 15,07 |
| C. VALENCIANA | 35.210 | 11,93 | 15.568 | 9,32 | 50.778 | 10,99 |
| EXTREMADURA | 7.830 | 2,65 | 4.726 | 2,83 | 12.556 | 2,72 |
| GALICIA | 24.480 | 8,29 | 11.971 | 7,17 | 36.451 | 7,89 |
| MADRID | 30.155 | 10,21 | 13.100 | 7,84 | 43.255 | 9,36 |
| MURCIA | 9.384 | 3,18 | 7.112 | 4,26 | 16.496 | 3,57 |
| NAVARRA | 2.299 | 0,78 | 927 | 0,56 | 3.226 | 0,70 |
| PAÍS VASCO | 8.293 | 2,81 | 5.747 | 3,44 | 14.040 | 3,04 |
| LA RIOJA | 1.544 | 0,52 | 723 | 0,43 | 2.267 | 0,49 |
| CEUTA | 1.152 | 0,39 | 1.087 | 0,65 | 2.239 | 0,48 |
| MELILLA | 1.284 | 0,43 | 1.176 | 0,70 | 2.460 | 0,53 |
| TOTAL ESTADO | 295.218 | 100,00 | 167.000 | 100,00 | 462.218 | 100,00 |

DISTRIBUCIÓN POR COMUNIDADES AUTÓNOMAS

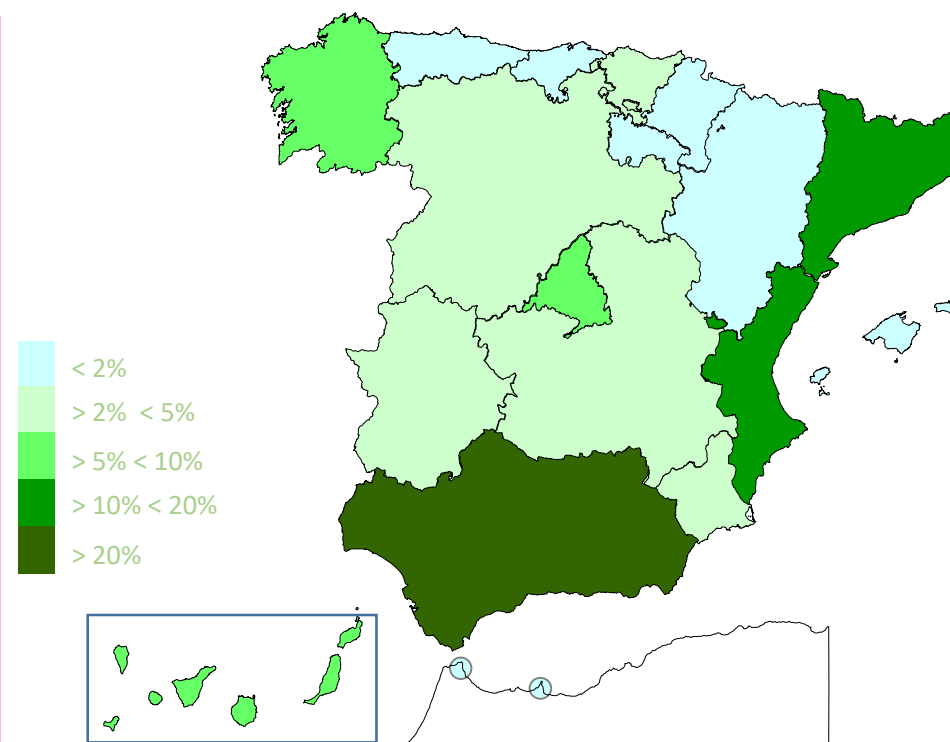


PNC DE LA SEGURIDAD SOCIAL DE JUBILACIÓN E INCAPACIDAD

DISTRIBUCIÓN TERRITORIAL DE LOS IMPORTES BRUTOS DE LAS NÓMINAS DEL AÑO 2025 HASTA SEPTIEMBRE(*)

| ÁMBITO GEOGRÁFICO | IMPORTES BRUTOS DE LAS NÓMINAS | | | |
|----------------------|--------------------------------|-------------------------|-------------------------|---------------|
| | JUBILACIÓN | INCAPACIDAD | TOTAL | % |
| ANDALUCÍA | 325.366.829,95 | 233.244.695,82 | 558.611.525,77 | 20,81 |
| ARAGÓN | 28.168.599,65 | 14.711.454,03 | 42.880.053,68 | 1,60 |
| ASTURIAS | 33.223.333,39 | 20.650.672,94 | 53.874.006,33 | 2,01 |
| ILLES BALEARS | 32.908.269,61 | 15.013.637,68 | 47.921.907,29 | 1,79 |
| CANARIAS | 144.872.821,40 | 100.158.133,78 | 245.030.955,18 | 9,13 |
| CANTABRIA | 23.866.067,20 | 18.478.766,35 | 42.344.833,55 | 1,58 |
| CASTILLA Y LEÓN | 76.937.028,07 | 49.172.815,18 | 126.109.843,25 | 4,70 |
| CASTILLA-LA MANCHA | 64.840.585,61 | 51.856.030,40 | 116.696.616,01 | 4,35 |
| CATALUNYA | 238.243.041,51 | 153.149.516,89 | 391.392.558,40 | 14,58 |
| C. VALENCIANA | 194.305.733,34 | 95.362.237,78 | 289.667.971,12 | 10,79 |
| EXTREMADURA | 43.182.090,18 | 29.390.288,91 | 72.572.379,09 | 2,70 |
| GALICIA | 136.068.255,96 | 74.317.503,75 | 210.385.759,71 | 7,84 |
| MADRID | 168.344.046,38 | 84.630.976,49 | 252.975.022,87 | 9,42 |
| MURCIA | 50.712.791,60 | 44.489.251,78 | 95.202.043,38 | 3,55 |
| NAVARRA | 12.421.712,98 | 5.760.987,59 | 18.182.700,57 | 0,68 |
| PAÍS VASCO | 44.701.683,68 | 35.862.217,69 | 80.563.901,37 | 3,00 |
| LA RIOJA | 8.275.235,44 | 4.531.257,01 | 12.806.492,45 | 0,48 |
| CEUTA | 6.110.455,06 | 6.666.787,50 | 12.777.242,56 | 0,48 |
| MELILLA | 6.993.864,96 | 7.441.886,28 | 14.435.751,24 | 0,54 |
| TOTAL ESTADO | 1.639.542.445,97 | 1.044.889.117,85 | 2.684.431.563,82 | 100,00 |

DISTRIBUCIÓN PORCENTUAL POR COMUNIDADES AUTÓNOMAS



*El pago es efectuado por la Tesorería General de la Seguridad Social, excepto Navarra y el País Vasco cuyas fuentes son el Dptº.de Derechos Sociales y el Dptº. de Empleo y Políticas Sociales, respectivamente.

PNC DE LA SEGURIDAD SOCIAL: ALTAS, BAJAS Y OSCILACIONES EN NÓMINA DE SEPTIEMBRE DE 2025 (1)

| ÁMBITO GEOGRÁFICO | PNC DE JUBILACIÓN | | | PNC DE INCAPACIDAD | | | TOTAL PNC | | |
|----------------------|-------------------|--------------|--------------|--------------------|------------|--------------|--------------|--------------|--------------|
| | ALTAS | BAJAS | OSCILACIONES | ALTAS | BAJAS | OSCILACIONES | ALTAS | BAJAS | OSCILACIONES |
| ANDALUCÍA | 355 | 622 | -267 | 195 | 233 | -38 | 550 | 855 | -305 |
| ARAGÓN | 70 | 129 | -59 | 32 | 41 | -9 | 102 | 170 | -68 |
| ASTURIAS | 50 | 21 | 29 | 10 | 3 | 7 | 60 | 24 | 36 |
| ILLES BALEARS | 54 | 80 | -26 | 17 | 37 | -20 | 71 | 117 | -46 |
| CANARIAS | 247 | 182 | 65 | 115 | 64 | 51 | 362 | 246 | 116 |
| CANTABRIA | 29 | 42 | -13 | 15 | 24 | -9 | 44 | 66 | -22 |
| CASTILLA Y LEÓN | 122 | 120 | 2 | 49 | 29 | 20 | 171 | 149 | 22 |
| CASTILLA-LA MANCHA | 86 | 83 | 3 | 59 | 31 | 28 | 145 | 114 | 31 |
| CATALUNYA | 472 | 292 | 180 | 137 | 123 | 14 | 609 | 415 | 194 |
| C. VALENCIANA | 107 | 222 | -115 | 29 | 49 | -20 | 136 | 271 | -135 |
| EXTREMADURA | 75 | 99 | -24 | 21 | 28 | -7 | 96 | 127 | -31 |
| GALICIA | 167 | 233 | -66 | 81 | 83 | -2 | 248 | 316 | -68 |
| MADRID | 168 | 381 | -213 | 65 | 197 | -132 | 233 | 578 | -345 |
| MURCIA | 3 | 60 | -57 | 6 | 26 | -20 | 9 | 86 | -77 |
| NAVARRA | - | - | - | - | - | - | - | - | - |
| PAÍS VASCO | - | - | - | - | - | - | - | - | - |
| LA RIOJA | 19 | 11 | 8 | 4 | 2 | 2 | 23 | 13 | 10 |
| CEUTA | 6 | 11 | -5 | 3 | 10 | -7 | 9 | 21 | -12 |
| MELILLA | 8 | 11 | -3 | 6 | 11 | -5 | 14 | 22 | -8 |
| TOTAL ESTADO | 2.038 | 2.599 | -561 | 844 | 991 | -147 | 2.882 | 3.590 | -708 |

1) No se dispone del movimiento de beneficiarios en nómina de las comunidades de Navarra y el País Vasco

PNC DE LA SEGURIDAD SOCIAL: ACUMULADO DE ALTAS, BAJAS Y OSCILACIONES EN NÓMINA AÑO 2025 (1)

| ÁMBITO GEOGRÁFICO | PNC DE JUBILACIÓN | | | PNC DE INCAPACIDAD | | | TOTAL PNC | | |
|----------------------|-------------------|--------|--------------|--------------------|-------|--------------|-----------|--------|--------------|
| | ALTAS | BAJAS | OSCILACIONES | ALTAS | BAJAS | OSCILACIONES | ALTAS | BAJAS | OSCILACIONES |
| ANDALUCÍA | 4.625 | 4.214 | 411 | 1.870 | 1.567 | 303 | 6.495 | 5.781 | 714 |
| ARAGÓN | 640 | 545 | 95 | 266 | 167 | 99 | 906 | 712 | 194 |
| ASTURIAS | 527 | 378 | 149 | 173 | 120 | 53 | 700 | 498 | 202 |
| ILLES BALEARS | 695 | 533 | 162 | 217 | 174 | 43 | 912 | 707 | 205 |
| CANARIAS | 1.746 | 2.061 | -315 | 877 | 915 | -38 | 2.623 | 2.976 | -353 |
| CANTABRIA | 364 | 329 | 35 | 147 | 185 | -38 | 511 | 514 | -3 |
| CASTILLA Y LEÓN | 1.283 | 1.181 | 102 | 484 | 387 | 97 | 1.767 | 1.568 | 199 |
| CASTILLA-LA MANCHA | 1.093 | 847 | 246 | 652 | 442 | 210 | 1.745 | 1.289 | 456 |
| CATALUNYA | 3.823 | 2.384 | 1.439 | 1.432 | 1.130 | 302 | 5.255 | 3.514 | 1.741 |
| C. VALENCIANA | 2.368 | 2.233 | 135 | 747 | 689 | 58 | 3.115 | 2.922 | 193 |
| EXTREMADURA | 836 | 717 | 119 | 280 | 241 | 39 | 1.116 | 958 | 158 |
| GALICIA | 1.629 | 1.875 | -246 | 804 | 636 | 168 | 2.433 | 2.511 | -78 |
| MADRID | 2.401 | 1.991 | 410 | 987 | 896 | 91 | 3.388 | 2.887 | 501 |
| MURCIA | 630 | 488 | 142 | 366 | 250 | 116 | 996 | 738 | 258 |
| NAVARRA | - | - | - | - | - | - | - | - | - |
| PAÍS VASCO | - | - | - | - | - | - | - | - | - |
| LA RIOJA | 197 | 140 | 57 | 50 | 34 | 16 | 247 | 174 | 73 |
| CEUTA | 107 | 68 | 39 | 53 | 78 | -25 | 160 | 146 | 14 |
| MELILLA | 108 | 100 | 8 | 51 | 68 | -17 | 159 | 168 | -9 |
| TOTAL ESTADO | 23.072 | 20.084 | 2.988 | 9.456 | 7.979 | 1.477 | 32.528 | 28.063 | 4.465 |

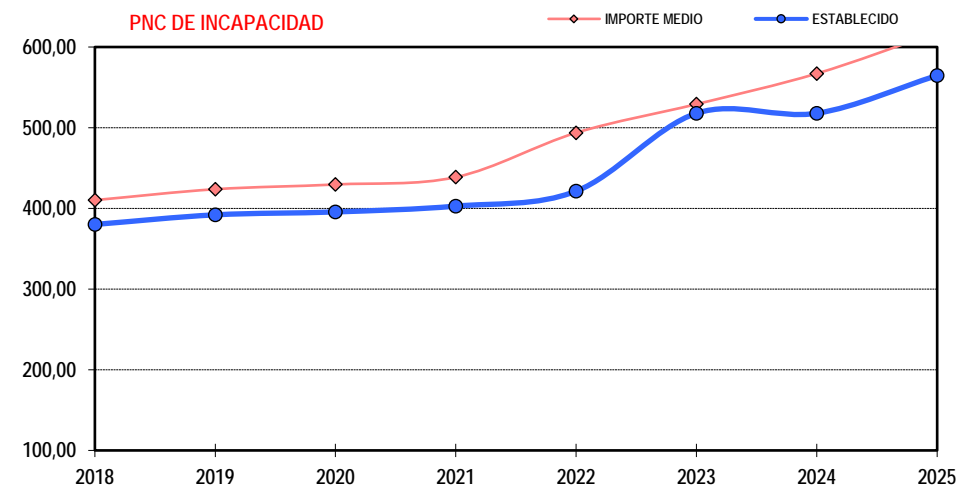
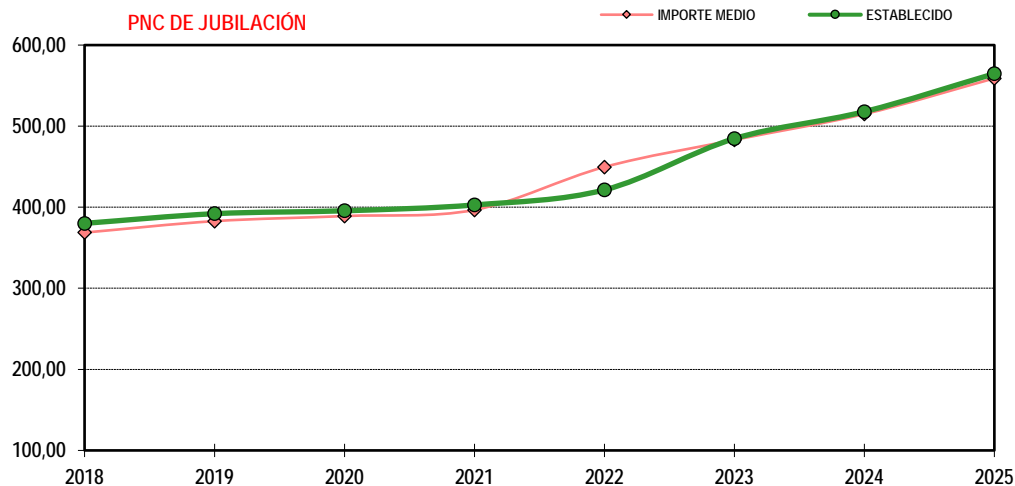
1) No se dispone del movimiento de beneficiarios en nómina de las comunidades de Navarra y el País Vasco

EVOLUCIÓN IMPORTES MEDIOS PENSIONES NO CONTRIBUTIVAS

| | PNC DE JUBILACIÓN | | | | | | | | PNC DE INCAPACIDAD | | | | | | | |
|-------------------------|--------------------|--------------------|---------------|---------------|---------------|---------------|---------------|---------------|--------------------|--------------------|---------------|---------------|---------------|---------------|---------------|---------------|
| | 2018 | 2019 | 2020 | 2021 | 2022 | 2023 | 2024 | 2025 | 2018 | 2019 | 2020 | 2021 | 2022 | 2023 | 2024 | 2025 |
| ENERO | 357,16 | 381,52 | 383,11 | 399,81 | 432,55 | 475,46 | 511,48 | 555,01 | 398,09 | 422,52 | 422,78 | 438,05 | 476,72 | 527,16 | 564,11 | 615,37 |
| FEBRERO | 359,24 | 382,78 | 387,27 | 397,45 | 415,34 | 484,38 | 518,50 | 555,92 | 398,60 | 424,35 | 427,18 | 439,69 | 456,66 | 529,63 | 565,71 | 614,04 |
| MARZO | 360,35 | 388,84 | 392,44 | 402,38 | 419,55 | 486,44 | 522,98 | 567,24 | 403,84 | 430,55 | 432,15 | 445,26 | 461,09 | 536,15 | 573,50 | 623,57 |
| ABRIL | 359,49 | 385,59 | 389,02 | 399,25 | 427,56 | 488,71 | 516,92 | 565,96 | 400,59 | 427,70 | 431,39 | 443,73 | 461,69 | 537,39 | 568,01 | 623,62 |
| MAYO | 360,07 | 384,36 | 387,04 | 396,68 | 421,50 | 487,72 | 520,50 | 566,21 | 400,98 | 426,51 | 428,83 | 441,36 | 462,68 | 533,35 | 571,95 | 623,31 |
| JUNIO* | 708,13 | 751,47 | 764,71 | 776,18 | 820,57 | 942,59 | 1.007,74 | 1093,22 | 786,66 | 833,16 | 846,40 | 862,34 | 904,15 | 1043,13 | 1.114,89 | 1214,38 |
| JULIO | 437,49 | 387,07 | 397,83 | 402,80 | 482,42 | 492,68 | 526,11 | 564,12 | 486,38 | 427,46 | 444,63 | 444,83 | 531,25 | 534,76 | 579,36 | 625,25 |
| AGOSTO | 369,87 | 387,14 | 391,36 | 397,77 | 478,13 | 485,27 | 517,21 | 564,46 | 410,36 | 426,89 | 430,17 | 440,18 | 525,59 | 528,39 | 569,77 | 622,15 |
| SEPTIEMBRE | 368,94 | 382,13 | 386,64 | 395,20 | 478,50 | 483,19 | 512,30 | 557,75 | 412,67 | 424,15 | 428,23 | 437,77 | 523,68 | 528,55 | 564,84 | 619,29 |
| OCTUBRE | 373,73 | 386,13 | 393,54 | 398,31 | 490,11 | 492,26 | 519,21 | | 414,15 | 426,74 | 430,15 | 439,52 | 531,87 | 529,83 | 569,90 | |
| NOVIEMBRE* | 731,36 | 754,64 | 769,17 | 781,32 | 939,44 | 946,49 | 1.007,30 | | 813,16 | 835,45 | 849,56 | 865,98 | 1041,56 | 1043,63 | 1.118,69 | |
| DICIEMBRE | 375,99 | 388,06 | 404,98 | 406,34 | 488,82 | 497,77 | 528,29 | | 417,93 | 427,00 | 443,30 | 443,43 | 535,58 | 536,84 | 579,38 | |
| IMPORTE MEDIO | 368,70 | 382,84 | 389,08 | 396,68 | 449,61 | 483,07 | 514,90 | 558,99 | 410,24 | 423,75 | 429,63 | 438,72 | 493,75 | 529,20 | 567,15 | 618,10 |
| IMP. MENSUAL | | | | | | | | | | | | | | | | |
| ESTABLECIDO | 380,10 | 392,00 | 395,60 | 402,80 | 421,40 | 484,61 | 517,90 | 564,70 | 380,10 | 392,00 | 395,60 | 402,80 | 421,40 | 517,90 | 517,90 | 564,70 |
| Con comp. 50% T. P. (1) | - | - | - | - | - | - | - | - | 570,15 | 588,00 | 593,40 | 604,20 | 210,70 | 242,31 | 258,95 | - |
| MÍNIMO 25% | 95,03 | 98,00 | 98,90 | 100,70 | 105,35 | 121,15 | 129,48 | 141,18 | 95,03 | 98,00 | 98,90 | 100,70 | 105,35 | 0,00 | 0,00 | 141,18 |
| D INTERANUAL | 0,25%+2,75% | 0,10%+3,00% | 0,90% | 1,80% | 4,60% | 15,00% | 6,87% | 9,04% | 0,25%+2,75% | 0,10%+3,00% | 0,90% | 1,80% | 4,60% | 0,00% | 0,00% | 9,04% |

(*) Junto a la mensualidad se abona una paga extra, por lo que la media se calcula sobre 14 pagas.

(1) En la PNC de Invalidez, la cuantía se incrementa en un 50% en los casos en que el beneficiario necesite el concurso de una tercera persona.



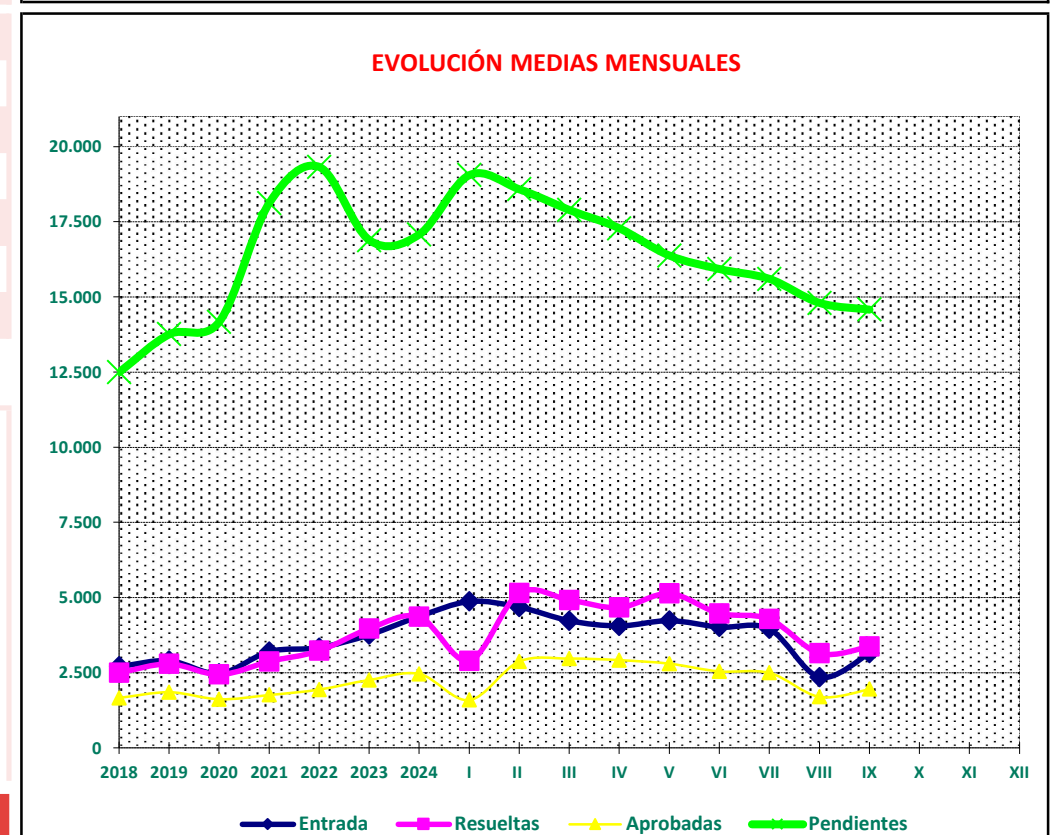
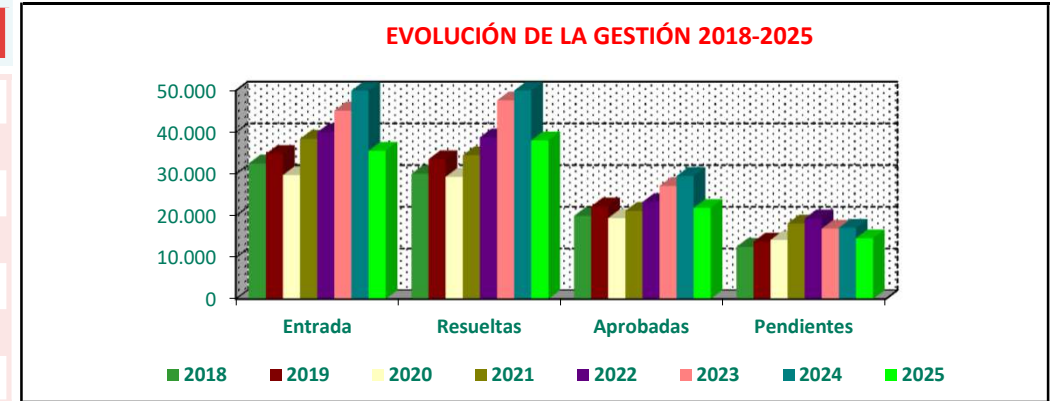
2. PNC de jubilación: datos de la gestión mensual y anual



**R.D.L. 8/2015, DE 30 DE OCTUBRE; T. REF. LGSS
PNC DE LA SEGURIDAD SOCIAL**

JUBILACIÓN

| | | Entrada | Resueltas | % R./E. | Aprobadas | % A./R. | No Aprob. | Pendientes |
|---------|------|---------------|---------------|----------------|---------------|---------------|---------------|---------------|
| GESTIÓN | 2018 | 32.530 | 30.031 | 92,32% | 19.953 | 66,44% | 10.078 | 12.497 |
| | 2019 | 34.806 | 33.541 | 96,37% | 22.227 | 66,27% | 11.314 | 13.762 |
| | 2020 | 29.734 | 29.323 | 98,62% | 19.428 | 66,26% | 9.895 | 14.173 |
| | 2021 | 38.440 | 34.489 | 89,72% | 21.150 | 61,32% | 13.339 | 18.124 |
| | 2022 | 39.996 | 38.794 | 96,99% | 23.271 | 59,99% | 15.523 | 19.326 |
| | 2023 | 45.204 | 47.644 | 105,40% | 27.132 | 56,95% | 20.512 | 16.886 |
| | 2024 | 52.504 | 52.310 | 99,63% | 29.528 | 56,45% | 22.782 | 17.080 |
| MEDIAS | 2018 | 2.711 | 2.503 | | 1.663 | | 840 | 12.497 |
| | 2019 | 2.901 | 2.795 | | 1.852 | | 943 | 13.762 |
| | 2020 | 2.478 | 2.444 | | 1.619 | | 825 | 14.173 |
| | 2021 | 3.203 | 2.874 | | 1.763 | | 1.112 | 18.124 |
| | 2022 | 3.333 | 3.233 | | 1.939 | | 1.294 | 19.326 |
| | 2023 | 3.767 | 3.970 | | 2.261 | | 1.709 | 16.886 |
| | 2024 | 4.375 | 4.359 | | 2.461 | | 1.899 | 17.080 |
| 2025 | | | | | | | | |
| | I | 4.872 | 2.897 | 59,46% | 1.591 | 54,92% | 1.306 | 19.055 |
| | II | 4.684 | 5.150 | 109,95% | 2.876 | 55,84% | 2.274 | 18.589 |
| | III | 4.228 | 4.920 | 116,37% | 2.970 | 60,37% | 1.950 | 17.897 |
| | IV | 4.057 | 4.670 | 115,11% | 2.920 | 62,53% | 1.750 | 17.284 |
| | V | 4.233 | 5.137 | 121,36% | 2.801 | 54,53% | 2.336 | 16.380 |
| | VI | 4.023 | 4.474 | 111,21% | 2.544 | 56,86% | 1.930 | 15.929 |
| | VII | 3.956 | 4.285 | 108,32% | 2.496 | 58,25% | 1.789 | 15.600 |
| | VIII | 2.354 | 3.150 | 133,81% | 1.699 | 53,94% | 1.451 | 14.804 |
| | IX | 3.154 | 3.376 | 107,04% | 1.954 | 57,88% | 1.422 | 14.582 |
| | X | | | | | | | |
| | XI | | | | | | | |
| | XII | | | | | | | |
| | | 35.561 | 38.059 | 107,02% | 21.851 | 57,41% | 16.208 | 14.582 |



* Pendientes reales

*Por motivos informáticos, este mes no se dispone de los datos de Catalunya

PENSIÓN NO CONTRIBUTIVA DE JUBILACIÓN

DATOS DE GESTIÓN CORRESPONDIENTES AL MES DE SEPTIEMBRE DE 2025

| CC.AA. Y/O PROVINCIAS | PTES. | SOLICITUDES | | | | | A | SOLICITUDES RESUELTAS | | | | | | | | | PTES. |
|-----------------------------|--------------|-------------|-------------|----------|----------|------------|--------------|-----------------------|-------------|----------|----------|------------|--------------|-----------|------------|--------------|-------|
| | MES | PRESENTADAS | | | | | RESOLV. | APROBADAS | | | | | NO APROBADAS | | TOTAL | FIN | |
| | ANTERIOR | NUEVAS | SGIM Y SATP | PAS | INSS | TOTAL | MES | NUEVAS | SGIM Y SATP | PAS | INSS | TOTAL | DNG | CAD-DES | | MES | |
| ANDALUCÍA | 4.440 | 857 | 0 | 2 | 0 | 859 | 5.299 | 436 | 1 | 2 | 0 | 439 | 246 | 78 | 763 | 4.536 | |
| ALMERÍA | 334 | 50 | 0 | 0 | 0 | 50 | 384 | 33 | 0 | 0 | 0 | 33 | 25 | 11 | 69 | 315 | |
| CÁDIZ | 1.363 | 113 | 0 | 0 | 0 | 113 | 1.476 | 74 | 0 | 0 | 0 | 74 | 34 | 17 | 125 | 1.351 | |
| CÓRDOBA | 244 | 91 | 0 | 0 | 0 | 91 | 335 | 33 | 0 | 0 | 0 | 33 | 29 | 12 | 74 | 261 | |
| GRANADA | 140 | 83 | 0 | 1 | 0 | 84 | 224 | 38 | 0 | 1 | 0 | 39 | 20 | 13 | 72 | 152 | |
| HUELVA | 106 | 21 | 0 | 0 | 0 | 21 | 127 | 28 | 0 | 1 | 0 | 29 | 18 | 3 | 50 | 77 | |
| JAÉN | 316 | 32 | 0 | 0 | 0 | 32 | 348 | 31 | 0 | 0 | 0 | 31 | 14 | 3 | 48 | 300 | |
| MÁLAGA | 650 | 144 | 0 | 0 | 0 | 144 | 794 | 153 | 0 | 0 | 0 | 153 | 77 | 18 | 248 | 546 | |
| SEVILLA | 1.287 | 323 | 0 | 1 | 0 | 324 | 1.611 | 46 | 1 | 0 | 0 | 47 | 29 | 1 | 77 | 1.534 | |
| ARAGÓN | 115 | 100 | 0 | 0 | 0 | 100 | 215 | 46 | 0 | 0 | 0 | 46 | 36 | 20 | 102 | 113 | |
| HUESCA | 9 | 12 | 0 | 0 | 0 | 12 | 21 | 6 | 0 | 0 | 0 | 6 | 3 | 0 | 9 | 12 | |
| TERUEL | 3 | 7 | 0 | 0 | 0 | 7 | 10 | 6 | 0 | 0 | 0 | 6 | 1 | 1 | 8 | 2 | |
| ZARAGOZA | 103 | 81 | 0 | 0 | 0 | 81 | 184 | 34 | 0 | 0 | 0 | 34 | 32 | 19 | 85 | 99 | |
| ASTURIAS | 594 | 81 | 0 | 0 | 0 | 81 | 675 | 41 | 0 | 0 | 0 | 41 | 24 | 25 | 90 | 585 | |
| ILLES BALEARS | 63 | 72 | 0 | 0 | 0 | 72 | 135 | 43 | 0 | 0 | 0 | 43 | 19 | 13 | 75 | 60 | |
| CANARIAS | 2.141 | 134 | 0 | 0 | 0 | 134 | 2.275 | 100 | 0 | 0 | 0 | 100 | 74 | 29 | 203 | 2.072 | |
| LAS PALMAS | 567 | 83 | 0 | 0 | 0 | 83 | 650 | 55 | 0 | 0 | 0 | 55 | 47 | 13 | 115 | 535 | |
| S.C. TENERIFE | 1.574 | 51 | 0 | 0 | 0 | 51 | 1.625 | 45 | 0 | 0 | 0 | 45 | 27 | 16 | 88 | 1.537 | |
| CANTABRIA | 91 | 37 | 0 | 0 | 0 | 37 | 128 | 43 | 0 | 0 | 0 | 43 | 14 | 0 | 57 | 71 | |
| CASTILLA Y LEÓN | 494 | 153 | 0 | 0 | 0 | 153 | 647 | 153 | 0 | 0 | 0 | 153 | 58 | 8 | 219 | 428 | |
| ÁVILA | 29 | 9 | 0 | 0 | 0 | 9 | 38 | 18 | 0 | 0 | 0 | 18 | 8 | 0 | 26 | 12 | |
| BURGOS | 105 | 20 | 0 | 0 | 0 | 20 | 125 | 9 | 0 | 0 | 0 | 9 | 12 | 2 | 23 | 102 | |
| LEÓN | 103 | 22 | 0 | 0 | 0 | 22 | 125 | 14 | 0 | 0 | 0 | 14 | 10 | 1 | 25 | 100 | |
| PALENCIA | 15 | 11 | 0 | 0 | 0 | 11 | 26 | 13 | 0 | 0 | 0 | 13 | 1 | 2 | 16 | 10 | |
| SALAMANCA | 57 | 28 | 0 | 0 | 0 | 28 | 85 | 26 | 0 | 0 | 0 | 26 | 19 | 2 | 47 | 38 | |
| SEGOVIA | 16 | 9 | 0 | 0 | 0 | 9 | 25 | 10 | 0 | 0 | 0 | 10 | 2 | 0 | 12 | 13 | |
| SORIA | 2 | 2 | 0 | 0 | 0 | 2 | 4 | 1 | 0 | 0 | 0 | 1 | 0 | 1 | 2 | 2 | |
| VALLADOLID | 157 | 31 | 0 | 0 | 0 | 31 | 188 | 43 | 0 | 0 | 0 | 43 | 5 | 0 | 48 | 140 | |
| ZAMORA | 10 | 21 | 0 | 0 | 0 | 21 | 31 | 19 | 0 | 0 | 0 | 19 | 1 | 0 | 20 | 11 | |
| CASTILLA-LA MANCHA | 742 | 209 | 0 | 0 | 0 | 209 | 951 | 148 | 0 | 0 | 0 | 148 | 78 | 25 | 251 | 700 | |
| ALBACETE | 37 | 30 | 0 | 0 | 0 | 30 | 67 | 33 | 0 | 0 | 0 | 33 | 12 | 2 | 47 | 20 | |
| CIUDAD REAL | 44 | 53 | 0 | 0 | 0 | 53 | 97 | 22 | 0 | 0 | 0 | 22 | 23 | 5 | 50 | 47 | |
| CUENCA | 22 | 16 | 0 | 0 | 0 | 16 | 38 | 11 | 0 | 0 | 0 | 11 | 7 | 1 | 19 | 19 | |
| GUADALAJARA | 66 | 25 | 0 | 0 | 0 | 25 | 91 | 11 | 0 | 0 | 0 | 11 | 11 | 2 | 24 | 67 | |
| TOLEDO | 573 | 85 | 0 | 0 | 0 | 85 | 658 | 71 | 0 | 0 | 0 | 71 | 25 | 15 | 111 | 547 | |

(Continúa al dorso)

| CC.AA. Y/O PROVINCIAS | PTES. | SOLICITUDES | | | | | A | SOLICITUDES RESUELTAS | | | | | | | | | PTES. |
|-----------------------------|--------------|-------------|-------------|----------|----------|------------|--------------|-----------------------|-------------|----------|----------|------------|--------------|-----------|------------|--------------|-------|
| | MES | PRESENTADAS | | | | | RESOLV. | APROBADAS | | | | | NO APROBADAS | | TOTAL | FIN | |
| | ANTERIOR | NUEVAS | SGIM Y SATP | PAS | INSS | TOTAL | MES | NUEVAS | SGIM Y SATP | PAS | INSS | TOTAL | DNG | CAD-DES | TOTAL | MES | |
| CATALUNYA* | 1.913 | 0 | 0 | 0 | 0 | 0 | 1.913 | 0 | 0 | 0 | 0 | 0 | 0 | 0 | 0 | 1.913 | |
| BARCELONA | 1.285 | 0 | 0 | 0 | 0 | 0 | 1.285 | 0 | 0 | 0 | 0 | 0 | 0 | 0 | 0 | 1.285 | |
| GIRONA | 258 | 0 | 0 | 0 | 0 | 0 | 258 | 0 | 0 | 0 | 0 | 0 | 0 | 0 | 0 | 258 | |
| LLEIDA | 112 | 0 | 0 | 0 | 0 | 0 | 112 | 0 | 0 | 0 | 0 | 0 | 0 | 0 | 0 | 112 | |
| TARRAGONA | 258 | 0 | 0 | 0 | 0 | 0 | 258 | 0 | 0 | 0 | 0 | 0 | 0 | 0 | 0 | 258 | |
| COMUNIDAD VALENCIANA | 2.472 | 432 | 0 | 0 | 0 | 432 | 2.904 | 348 | 0 | 0 | 0 | 348 | 149 | 54 | 551 | 2.353 | |
| ALICANTE | 1.502 | 198 | 0 | 0 | 0 | 198 | 1.700 | 185 | 0 | 0 | 0 | 185 | 45 | 19 | 249 | 1.451 | |
| CASTELLÓN | 126 | 42 | 0 | 0 | 0 | 42 | 168 | 15 | 0 | 0 | 0 | 15 | 10 | 4 | 29 | 139 | |
| VALENCIA | 844 | 192 | 0 | 0 | 0 | 192 | 1.036 | 148 | 0 | 0 | 0 | 148 | 94 | 31 | 273 | 763 | |
| EXTREMADURA | 122 | 86 | 0 | 0 | 0 | 86 | 208 | 65 | 0 | 0 | 0 | 65 | 7 | 1 | 73 | 135 | |
| BADAJOS | 72 | 58 | 0 | 0 | 0 | 58 | 130 | 29 | 0 | 0 | 0 | 29 | 0 | 0 | 29 | 101 | |
| CÁCERES | 50 | 28 | 0 | 0 | 0 | 28 | 78 | 36 | 0 | 0 | 0 | 36 | 7 | 1 | 44 | 34 | |
| GALICIA | 388 | 221 | 0 | 0 | 0 | 221 | 609 | 140 | 0 | 0 | 0 | 140 | 69 | 33 | 242 | 367 | |
| A CORUÑA | 104 | 75 | 0 | 0 | 0 | 75 | 179 | 40 | 0 | 0 | 0 | 40 | 40 | 14 | 94 | 85 | |
| LUGO | 66 | 31 | 0 | 0 | 0 | 31 | 97 | 25 | 0 | 0 | 0 | 25 | 4 | 0 | 29 | 68 | |
| OURENSE | 60 | 30 | 0 | 0 | 0 | 30 | 90 | 37 | 0 | 0 | 0 | 37 | 9 | 2 | 48 | 42 | |
| PONTEVEDRA | 158 | 85 | 0 | 0 | 0 | 85 | 243 | 38 | 0 | 0 | 0 | 38 | 16 | 17 | 71 | 172 | |
| MADRID | 771 | 409 | 0 | 0 | 0 | 409 | 1.180 | 115 | 0 | 0 | 0 | 115 | 124 | 82 | 321 | 859 | |
| MURCIA | 290 | 126 | 0 | 0 | 0 | 126 | 416 | 140 | 0 | 0 | 0 | 140 | 65 | 31 | 236 | 180 | |
| NAVARRA | 1 | 49 | 0 | 0 | 0 | 49 | 50 | 32 | 0 | 0 | 0 | 32 | 9 | 8 | 49 | 1 | |
| PAÍS VASCO | 103 | 146 | 0 | 0 | 1 | 147 | 250 | 78 | 0 | 0 | 0 | 78 | 27 | 5 | 110 | 140 | |
| ARABA/ÁLAVA | 0 | 16 | 0 | 0 | 0 | 16 | 16 | 12 | 0 | 0 | 0 | 12 | 4 | 0 | 16 | 0 | |
| GIPUZKOA | 34 | 36 | 0 | 0 | 0 | 36 | 70 | 34 | 0 | 0 | 0 | 34 | 6 | 5 | 45 | 25 | |
| BIZKAIA | 69 | 94 | 0 | 0 | 1 | 95 | 164 | 32 | 0 | 0 | 0 | 32 | 17 | 0 | 49 | 115 | |
| LA RIOJA | 24 | 15 | 0 | 0 | 0 | 15 | 39 | 10 | 0 | 0 | 0 | 10 | 2 | 2 | 14 | 25 | |
| CEUTA | 25 | 12 | 0 | 0 | 0 | 12 | 37 | 11 | 0 | 0 | 0 | 11 | 2 | 4 | 17 | 20 | |
| MELILLA | 15 | 12 | 0 | 0 | 0 | 12 | 27 | 2 | 0 | 0 | 0 | 2 | 0 | 1 | 3 | 24 | |

| | | | | | | | | | | | | | | | | |
|---------------------|---------------|--------------|----------|----------|----------|--------------|---------------|--------------|----------|----------|----------|--------------|--------------|------------|--------------|---------------|
| TOTAL ESTADO | 14.804 | 3.151 | 0 | 2 | 1 | 3.154 | 17.958 | 1.951 | 1 | 2 | 0 | 1.954 | 1.003 | 419 | 3.376 | 14.582 |
|---------------------|---------------|--------------|----------|----------|----------|--------------|---------------|--------------|----------|----------|----------|--------------|--------------|------------|--------------|---------------|

*Por motivos informáticos, este mes no se dispone de los datos de Catalunya

PENSIÓN NO CONTRIBUTIVA DE JUBILACIÓN

CAUSAS DE DENEGACIÓN CORRESPONDIENTES AL MES DE SEPTIEMBRE DE 2025

| CC.AA. Y/O PROVINCIAS | EDAD | RESIDENCIA LEGAL | RECURSOS ECONÓMICOS | | PRESTACIÓN | SIN | TOTAL CAUSAS DE DENEGACIÓN |
|-----------------------------|-----------|------------------|------------------------|------------|--------------|-----------|----------------------------------|
| | | | PERSONALES | U.E.C. | INCOMPATIBLE | DESGLOSAR | |
| | | | | | | | |
| ANDALUCÍA | 18 | 55 | 59 | 113 | 1 | 0 | 246 |
| ALMERÍA | 3 | 6 | 1 | 15 | 0 | 0 | 25 |
| CÁDIZ | 1 | 10 | 9 | 14 | 0 | 0 | 34 |
| CÓRDOBA | 6 | 5 | 6 | 12 | 0 | 0 | 29 |
| GRANADA | 1 | 7 | 5 | 7 | 0 | 0 | 20 |
| HUELVA | 0 | 0 | 6 | 12 | 0 | 0 | 18 |
| JAÉN | 0 | 1 | 4 | 9 | 0 | 0 | 14 |
| MÁLAGA | 4 | 25 | 14 | 33 | 1 | 0 | 77 |
| SEVILLA | 3 | 1 | 14 | 11 | 0 | 0 | 29 |
| ARAGÓN | 6 | 2 | 14 | 14 | 0 | 0 | 36 |
| HUESCA | 2 | 0 | 1 | 0 | 0 | 0 | 3 |
| TERUEL | 0 | 0 | 0 | 1 | 0 | 0 | 1 |
| ZARAGOZA | 4 | 2 | 13 | 13 | 0 | 0 | 32 |
| ASTURIAS | 3 | 5 | 4 | 12 | 0 | 0 | 24 |
| ILLES BALEARS | 2 | 5 | 6 | 6 | 0 | 0 | 19 |
| CANARIAS | 7 | 19 | 22 | 26 | 0 | 0 | 74 |
| LAS PALMAS | 6 | 8 | 16 | 17 | 0 | 0 | 47 |
| S.C. TENERIFE | 1 | 11 | 6 | 9 | 0 | 0 | 27 |
| CANTABRIA | 1 | 2 | 4 | 7 | 0 | 0 | 14 |
| CASTILLA Y LEÓN | 1 | 8 | 19 | 30 | 0 | 0 | 58 |
| ÁVILA | 0 | 0 | 7 | 1 | 0 | 0 | 8 |
| BURGOS | 0 | 4 | 3 | 5 | 0 | 0 | 12 |
| LEÓN | 0 | 1 | 4 | 5 | 0 | 0 | 10 |
| PALENCIA | 0 | 1 | 0 | 0 | 0 | 0 | 1 |
| SALAMANCA | 1 | 2 | 4 | 12 | 0 | 0 | 19 |
| SEGOVIA | 0 | 0 | 0 | 2 | 0 | 0 | 2 |
| SORIA | 0 | 0 | 0 | 0 | 0 | 0 | 0 |
| VALLADOLID | 0 | 0 | 1 | 4 | 0 | 0 | 5 |
| ZAMORA | 0 | 0 | 0 | 1 | 0 | 0 | 1 |
| CASTILLA-LA MANCHA | 4 | 9 | 14 | 51 | 0 | 0 | 78 |
| ALBACETE | 1 | 0 | 3 | 8 | 0 | 0 | 12 |
| CIUDAD REAL | 2 | 2 | 3 | 16 | 0 | 0 | 23 |
| CUENCA | 1 | 0 | 2 | 4 | 0 | 0 | 7 |
| GUADALAJARA | 0 | 4 | 2 | 5 | 0 | 0 | 11 |
| TOLEDO | 0 | 3 | 4 | 18 | 0 | 0 | 25 |

(Continúa al dorso)

| CC.AA. Y/O PROVINCIAS | EDAD | RESIDENCIA LEGAL | RECURSOS ECONÓMICOS | | PRESTACIÓN INCOMPATIBLE | SIN DESGLOSAR | TOTAL CAUSAS DE DENEGACIÓN |
|-----------------------------|-----------|------------------|------------------------|------------|----------------------------|------------------|----------------------------------|
| | | | PERSONALES | U.E.C. | | | |
| | | | CATALUNYA* | 0 | | | |
| BARCELONA | 0 | 0 | 0 | 0 | 0 | 0 | 0 |
| GIRONA | 0 | 0 | 0 | 0 | 0 | 0 | 0 |
| LLEIDA | 0 | 0 | 0 | 0 | 0 | 0 | 0 |
| TARRAGONA | 0 | 0 | 0 | 0 | 0 | 0 | 0 |
| COMUNIDAD VALENCIANA | 6 | 25 | 29 | 88 | 1 | 0 | 149 |
| ALICANTE | 0 | 8 | 14 | 23 | 0 | 0 | 45 |
| CASTELLÓN | 0 | 1 | 2 | 6 | 1 | 0 | 10 |
| VALENCIA | 6 | 16 | 13 | 59 | 0 | 0 | 94 |
| EXTREMADURA | 1 | 0 | 0 | 6 | 0 | 0 | 7 |
| BADAJOS | 0 | 0 | 0 | 0 | 0 | 0 | 0 |
| CÁCERES | 1 | 0 | 0 | 6 | 0 | 0 | 7 |
| GALICIA | 0 | 2 | 18 | 49 | 0 | 0 | 69 |
| A CORUÑA | 0 | 1 | 13 | 26 | 0 | 0 | 40 |
| LUGO | 0 | 0 | 0 | 4 | 0 | 0 | 4 |
| OURENSE | 0 | 1 | 0 | 8 | 0 | 0 | 9 |
| PONTEVEDRA | 0 | 0 | 5 | 11 | 0 | 0 | 16 |
| MADRID | 6 | 14 | 33 | 71 | 0 | 0 | 124 |
| MURCIA | 4 | 14 | 11 | 36 | 0 | 0 | 65 |
| NAVARRA | 0 | 3 | 5 | 1 | 0 | 0 | 9 |
| PAÍS VASCO | 0 | 8 | 6 | 13 | 0 | 0 | 27 |
| ARABA/ÁLAVA | 0 | 3 | 1 | 0 | 0 | 0 | 4 |
| GIPUZKOA | 0 | 2 | 3 | 1 | 0 | 0 | 6 |
| BIZKAIA | 0 | 3 | 2 | 12 | 0 | 0 | 17 |
| LA RIOJA | 0 | 1 | 0 | 1 | 0 | 0 | 2 |
| CEUTA | 0 | 0 | 0 | 2 | 0 | 0 | 2 |
| MELILLA | 0 | 0 | 0 | 0 | 0 | 0 | 0 |
| TOTAL ESTADO | 59 | 172 | 244 | 526 | 2 | 0 | 1.003 |

*Por motivos informáticos, este mes no se dispone de los datos de Catalunya

PENSIÓN NO CONTRIBUTIVA DE JUBILACIÓN

DATOS ACUMULADOS DE GESTIÓN CORRESPONDIENTES AL AÑO 2025 HASTA SEPTIEMBRE

| CC.AA. Y/O PROVINCIAS | PTES. AÑO ANTERIOR | SOLICITUDES PRESENTADAS | | | | | A RESOLV. AÑO | SOLICITUDES RESUELTAS | | | | | | | | | PTES. FINAL |
|-----------------------------|--------------------------|----------------------------|-------------|-----------|----------|--------------|---------------------|-----------------------|-------------|-----------|----------|--------------|--------------|------------|--------------|--------------|----------------|
| | | NUEVAS | SGIM Y SATP | PAS | INSS | TOTAL | | APROBADAS | | | | | NO APROBADAS | | TOTAL | | |
| | | | | | | | | NUEVAS | SGIM Y SATP | PAS | INSS | TOTAL | DNG | CAD-DES | | | |
| ANDALUCÍA | 5.755 | 6.262 | 6 | 21 | 0 | 6.289 | 12.044 | 4.298 | 1 | 10 | 1 | 4.310 | 2.324 | 874 | 7.508 | 4.536 | |
| ALMERÍA | 269 | 613 | 1 | 0 | 0 | 614 | 883 | 254 | 0 | 0 | 0 | 254 | 189 | 125 | 568 | 315 | |
| CÁDIZ | 1.770 | 985 | 0 | 4 | 0 | 989 | 2.759 | 961 | 0 | 0 | 1 | 962 | 314 | 132 | 1.408 | 1.351 | |
| CÓRDOBA | 205 | 514 | 0 | 1 | 0 | 515 | 720 | 274 | 0 | 1 | 0 | 275 | 152 | 32 | 459 | 261 | |
| GRANADA | 278 | 676 | 0 | 3 | 0 | 679 | 957 | 463 | 0 | 1 | 0 | 464 | 265 | 76 | 805 | 152 | |
| HUELVA | 125 | 352 | 2 | 2 | 0 | 356 | 481 | 221 | 0 | 2 | 0 | 223 | 128 | 53 | 404 | 77 | |
| JAÉN | 366 | 245 | 0 | 0 | 0 | 245 | 611 | 183 | 0 | 0 | 0 | 183 | 112 | 16 | 311 | 300 | |
| MÁLAGA | 1.133 | 1.528 | 3 | 3 | 0 | 1.534 | 2.667 | 1.111 | 0 | 1 | 0 | 1.112 | 779 | 230 | 2.121 | 546 | |
| SEVILLA | 1.609 | 1.349 | 0 | 8 | 0 | 1.357 | 2.966 | 831 | 1 | 5 | 0 | 837 | 385 | 210 | 1.432 | 1.534 | |
| ARAGÓN | 402 | 883 | 0 | 0 | 0 | 883 | 1.285 | 539 | 2 | 0 | 0 | 541 | 417 | 214 | 1.172 | 113 | |
| HUESCA | 11 | 152 | 0 | 0 | 0 | 152 | 163 | 102 | 0 | 0 | 0 | 102 | 45 | 4 | 151 | 12 | |
| TERUEL | 6 | 51 | 0 | 0 | 0 | 51 | 57 | 40 | 0 | 0 | 0 | 40 | 13 | 2 | 55 | 2 | |
| ZARAGOZA | 385 | 680 | 0 | 0 | 0 | 680 | 1.065 | 397 | 2 | 0 | 0 | 399 | 359 | 208 | 966 | 99 | |
| ASTURIAS | 697 | 705 | 0 | 1 | 0 | 706 | 1.403 | 511 | 0 | 1 | 0 | 512 | 223 | 83 | 818 | 585 | |
| ILLES BALEARIS | 103 | 742 | 0 | 0 | 0 | 742 | 845 | 497 | 0 | 0 | 0 | 497 | 202 | 86 | 785 | 60 | |
| CANARIAS | 2.435 | 2.192 | 0 | 0 | 0 | 2.192 | 4.627 | 1.328 | 1 | 12 | 0 | 1.341 | 879 | 335 | 2.555 | 2.072 | |
| LAS PALMAS | 693 | 1.083 | 0 | 0 | 0 | 1.083 | 1.776 | 689 | 0 | 10 | 0 | 699 | 378 | 164 | 1.241 | 535 | |
| S.C. TENERIFE | 1.742 | 1.109 | 0 | 0 | 0 | 1.109 | 2.851 | 639 | 1 | 2 | 0 | 642 | 501 | 171 | 1.314 | 1.537 | |
| CANTABRIA | 63 | 484 | 0 | 0 | 0 | 484 | 547 | 352 | 0 | 0 | 0 | 352 | 113 | 11 | 476 | 71 | |
| CASTILLA Y LEÓN | 296 | 1.955 | 4 | 0 | 0 | 1.959 | 2.255 | 1.231 | 2 | 0 | 0 | 1.233 | 460 | 134 | 1.827 | 428 | |
| ÁVILA | 16 | 185 | 0 | 0 | 0 | 185 | 201 | 132 | 0 | 0 | 0 | 132 | 44 | 13 | 189 | 12 | |
| BURGOS | 86 | 238 | 0 | 0 | 0 | 238 | 324 | 128 | 0 | 0 | 0 | 128 | 61 | 33 | 222 | 102 | |
| LEÓN | 75 | 255 | 2 | 0 | 0 | 257 | 332 | 135 | 0 | 0 | 0 | 135 | 64 | 33 | 232 | 100 | |
| PALENCIA | 6 | 141 | 0 | 0 | 0 | 141 | 147 | 112 | 0 | 0 | 0 | 112 | 21 | 4 | 137 | 10 | |
| SALAMANCA | 7 | 334 | 0 | 0 | 0 | 334 | 341 | 194 | 0 | 0 | 0 | 194 | 103 | 6 | 303 | 38 | |
| SEGOVIA | 30 | 125 | 0 | 0 | 0 | 125 | 155 | 91 | 0 | 0 | 0 | 91 | 31 | 20 | 142 | 13 | |
| SORIA | 7 | 40 | 1 | 0 | 0 | 41 | 48 | 30 | 1 | 0 | 0 | 31 | 8 | 7 | 46 | 2 | |
| VALLADOLID | 56 | 418 | 0 | 0 | 0 | 418 | 474 | 251 | 0 | 0 | 0 | 251 | 76 | 7 | 334 | 140 | |
| ZAMORA | 13 | 219 | 1 | 0 | 0 | 220 | 233 | 158 | 1 | 0 | 0 | 159 | 52 | 11 | 222 | 11 | |
| CASTILLA-LA MANCHA | 591 | 2.041 | 0 | 0 | 0 | 2.041 | 2.632 | 1.068 | 0 | 0 | 0 | 1.068 | 685 | 179 | 1.932 | 700 | |
| ALBACETE | 40 | 332 | 0 | 0 | 0 | 332 | 372 | 240 | 0 | 0 | 0 | 240 | 98 | 14 | 352 | 20 | |
| CIUDAD REAL | 49 | 467 | 0 | 0 | 0 | 467 | 516 | 297 | 0 | 0 | 0 | 297 | 143 | 29 | 469 | 47 | |
| CUENCA | 30 | 223 | 0 | 0 | 0 | 223 | 253 | 136 | 0 | 0 | 0 | 136 | 84 | 14 | 234 | 19 | |
| GUADALAJARA | 56 | 151 | 0 | 0 | 0 | 151 | 207 | 65 | 0 | 0 | 0 | 65 | 42 | 33 | 140 | 67 | |
| TOLEDO | 416 | 868 | 0 | 0 | 0 | 868 | 1.284 | 330 | 0 | 0 | 0 | 330 | 318 | 89 | 737 | 547 | |

(Continúa al dorso)

| CC.AA. Y/O PROVINCIAS | PTES. AÑO ANTERIOR | SOLICITUDES PRESENTADAS | | | | | A RESOLV. AÑO | SOLICITUDES RESUELTAS | | | | | | | | | PTES. FINAL |
|-----------------------------|--------------------------|----------------------------|-------------|----------|----------|--------------|---------------------|-----------------------|-------------|----------|----------|--------------|--------------|--------------|--------------|--------------|----------------|
| | | NUEVAS | SGIM Y SATP | PAS | INSS | TOTAL | | APROBADAS | | | | NO APROBADAS | | TOTAL | | | |
| | | | | | | | | NUEVAS | SGIM Y SATP | PAS | INSS | TOTAL | DNG | | CAD-DES | | |
| CATALUNYA* | 2.488 | 5.083 | 0 | 0 | 0 | 5.083 | 7.571 | 3.286 | 0 | 0 | 0 | 3.286 | 1.606 | 766 | 5.658 | 1.913 | |
| BARCELONA | 1.796 | 3.541 | 0 | 0 | 0 | 3.541 | 5.337 | 2.381 | 0 | 0 | 0 | 2.381 | 1.132 | 539 | 4.052 | 1.285 | |
| GIRONA | 288 | 571 | 0 | 0 | 0 | 571 | 859 | 339 | 0 | 0 | 0 | 339 | 174 | 88 | 601 | 258 | |
| LLEIDA | 120 | 303 | 0 | 0 | 0 | 303 | 423 | 175 | 0 | 0 | 0 | 175 | 94 | 42 | 311 | 112 | |
| TARRAGONA | 284 | 668 | 0 | 0 | 0 | 668 | 952 | 391 | 0 | 0 | 0 | 391 | 206 | 97 | 694 | 258 | |
| COMUNIDAD VALENCIANA | 2.067 | 4.523 | 0 | 0 | 0 | 4.523 | 6.590 | 2.375 | 0 | 0 | 0 | 2.375 | 1.343 | 519 | 4.237 | 2.353 | |
| ALICANTE | 1.104 | 2.027 | 0 | 0 | 0 | 2.027 | 3.131 | 923 | 0 | 0 | 0 | 923 | 590 | 167 | 1.680 | 1.451 | |
| CASTELLÓN | 100 | 424 | 0 | 0 | 0 | 424 | 524 | 239 | 0 | 0 | 0 | 239 | 115 | 31 | 385 | 139 | |
| VALENCIA | 863 | 2.072 | 0 | 0 | 0 | 2.072 | 2.935 | 1.213 | 0 | 0 | 0 | 1.213 | 638 | 321 | 2.172 | 763 | |
| EXTREMADURA | 141 | 1.078 | 0 | 0 | 0 | 1.078 | 1.219 | 746 | 1 | 0 | 0 | 747 | 247 | 90 | 1.084 | 135 | |
| BADAJOS | 125 | 656 | 0 | 0 | 0 | 656 | 781 | 469 | 1 | 0 | 0 | 470 | 151 | 59 | 680 | 101 | |
| CÁCERES | 16 | 422 | 0 | 0 | 0 | 422 | 438 | 277 | 0 | 0 | 0 | 277 | 96 | 31 | 404 | 34 | |
| GALICIA | 333 | 2.215 | 0 | 0 | 0 | 2.215 | 2.548 | 1.497 | 0 | 0 | 0 | 1.497 | 551 | 133 | 2.181 | 367 | |
| A CORUÑA | 130 | 852 | 0 | 0 | 0 | 852 | 982 | 542 | 0 | 0 | 0 | 542 | 283 | 72 | 897 | 85 | |
| LUGO | 64 | 258 | 0 | 0 | 0 | 258 | 322 | 179 | 0 | 0 | 0 | 179 | 60 | 15 | 254 | 68 | |
| OURENSE | 66 | 288 | 0 | 0 | 0 | 288 | 354 | 216 | 0 | 0 | 0 | 216 | 83 | 13 | 312 | 42 | |
| PONTEVEDRA | 73 | 817 | 0 | 0 | 0 | 817 | 890 | 560 | 0 | 0 | 0 | 560 | 125 | 33 | 718 | 172 | |
| MADRID | 1.409 | 4.072 | 1 | 2 | 0 | 4.075 | 5.484 | 1.933 | 1 | 2 | 0 | 1.936 | 1.416 | 1.273 | 4.625 | 859 | |
| MURCIA | 126 | 1.154 | 0 | 0 | 0 | 1.154 | 1.280 | 666 | 1 | 0 | 0 | 667 | 318 | 115 | 1.100 | 180 | |
| NAVARRA | 10 | 418 | 0 | 0 | 0 | 418 | 428 | 266 | 0 | 0 | 0 | 266 | 118 | 43 | 427 | 1 | |
| PAÍS VASCO | 90 | 1.231 | 0 | 3 | 1 | 1.235 | 1.325 | 847 | 0 | 5 | 0 | 852 | 290 | 43 | 1.185 | 140 | |
| ARABA/ÁLAVA | 0 | 158 | 0 | 0 | 0 | 158 | 158 | 129 | 0 | 0 | 0 | 129 | 28 | 1 | 158 | 0 | |
| GIPUZKOA | 20 | 377 | 0 | 0 | 0 | 377 | 397 | 292 | 0 | 0 | 0 | 292 | 56 | 24 | 372 | 25 | |
| BIZKAIA | 70 | 696 | 0 | 3 | 1 | 700 | 770 | 426 | 0 | 5 | 0 | 431 | 206 | 18 | 655 | 115 | |
| LA RIOJA | 47 | 225 | 0 | 0 | 0 | 225 | 272 | 184 | 0 | 0 | 0 | 184 | 50 | 13 | 247 | 25 | |
| CEUTA | 23 | 144 | 0 | 0 | 0 | 144 | 167 | 114 | 0 | 0 | 0 | 114 | 18 | 15 | 147 | 20 | |
| MELILLA | 4 | 115 | 0 | 0 | 0 | 115 | 119 | 73 | 0 | 0 | 0 | 73 | 20 | 2 | 95 | 24 | |

| | | | | | | | | | | | | | | | | |
|-------------------------|---------------|---------------|-----------|-----------|----------|---------------|---------------|---------------|----------|-----------|----------|---------------|---------------|--------------|---------------|---------------|
| TOTAL ESTADO (*) | 17.080 | 35.522 | 11 | 27 | 1 | 35.561 | 52.641 | 21.811 | 9 | 30 | 1 | 21.851 | 11.280 | 4.928 | 38.059 | 14.582 |
|-------------------------|---------------|---------------|-----------|-----------|----------|---------------|---------------|---------------|----------|-----------|----------|---------------|---------------|--------------|---------------|---------------|

*Por motivos informáticos, este mes no se dispone de los datos de Catalunya

PENSIÓN NO CONTRIBUTIVA DE JUBILACIÓN

CAUSAS DE DENEGACIÓN ACUMULADAS CORRESPONDIENTES AL AÑO 2025 HASTA SEPTIEMBRE

| CC.AA. Y/O PROVINCIAS | EDAD | RESIDENCIA LEGAL | RECURSOS ECONÓMICOS | | PRESTACIÓN | SIN | TOTAL CAUSAS DE DENEGACIÓN |
|-----------------------------|------------|------------------|------------------------|--------------|--------------|-----------|----------------------------------|
| | | | PERSONALES | U.E.C. | INCOMPATIBLE | DESGLOSAR | |
| | | | | | | | |
| ANDALUCÍA | 167 | 482 | 491 | 1.181 | 3 | 0 | 2.324 |
| ALMERÍA | 13 | 39 | 33 | 103 | 1 | 0 | 189 |
| CÁDIZ | 30 | 51 | 89 | 144 | 0 | 0 | 314 |
| CÓRDOBA | 20 | 26 | 30 | 76 | 0 | 0 | 152 |
| GRANADA | 8 | 69 | 78 | 110 | 0 | 0 | 265 |
| HUELVA | 16 | 10 | 20 | 82 | 0 | 0 | 128 |
| JAÉN | 2 | 9 | 27 | 74 | 0 | 0 | 112 |
| MÁLAGA | 54 | 253 | 111 | 359 | 2 | 0 | 779 |
| SEVILLA | 24 | 25 | 103 | 233 | 0 | 0 | 385 |
| ARAGÓN | 22 | 49 | 93 | 250 | 3 | 0 | 417 |
| HUESCA | 5 | 2 | 6 | 32 | 0 | 0 | 45 |
| TERUEL | 1 | 1 | 2 | 9 | 0 | 0 | 13 |
| ZARAGOZA | 16 | 46 | 85 | 209 | 3 | 0 | 359 |
| ASTURIAS | 4 | 19 | 75 | 124 | 1 | 0 | 223 |
| ILLES BALEARS | 18 | 55 | 46 | 83 | 0 | 0 | 202 |
| CANARIAS | 52 | 281 | 277 | 266 | 3 | 0 | 879 |
| LAS PALMAS | 28 | 86 | 121 | 141 | 2 | 0 | 378 |
| S.C. TENERIFE | 24 | 195 | 156 | 125 | 1 | 0 | 501 |
| CANTABRIA | 11 | 6 | 27 | 69 | 0 | 0 | 113 |
| CASTILLA Y LEÓN | 31 | 49 | 114 | 266 | 0 | 0 | 460 |
| ÁVILA | 4 | 3 | 20 | 17 | 0 | 0 | 44 |
| BURGOS | 3 | 12 | 12 | 34 | 0 | 0 | 61 |
| LEÓN | 2 | 12 | 18 | 32 | 0 | 0 | 64 |
| PALENCIA | 0 | 4 | 11 | 6 | 0 | 0 | 21 |
| SALAMANCA | 8 | 6 | 15 | 74 | 0 | 0 | 103 |
| SEGOVIA | 3 | 4 | 1 | 23 | 0 | 0 | 31 |
| SORIA | 1 | 1 | 6 | 0 | 0 | 0 | 8 |
| VALLADOLID | 7 | 2 | 15 | 52 | 0 | 0 | 76 |
| ZAMORA | 3 | 5 | 16 | 28 | 0 | 0 | 52 |
| CASTILLA-LA MANCHA | 16 | 88 | 99 | 482 | 0 | 0 | 685 |
| ALBACETE | 4 | 18 | 14 | 62 | 0 | 0 | 98 |
| CIUDAD REAL | 10 | 17 | 22 | 94 | 0 | 0 | 143 |
| CUENCA | 2 | 13 | 11 | 58 | 0 | 0 | 84 |
| GUADALAJARA | 0 | 12 | 7 | 23 | 0 | 0 | 42 |
| TOLEDO | 0 | 28 | 45 | 245 | 0 | 0 | 318 |

(Continúa al dorso)

| CC.AA. Y/O PROVINCIAS | EDAD | RESIDENCIA LEGAL | RECURSOS | | PRESTACIÓN INCOMPATIBLE | SIN DESGLOSAR | TOTAL CAUSAS DE DENEGACIÓN |
|-----------------------------|------------|------------------|--------------|--------------|----------------------------|------------------|----------------------------------|
| | | | ECONÓMICOS | | | | |
| | | | PERSONALES | U.E.C. | | | |
| CATALUNYA* | 55 | 381 | 691 | 479 | 0 | 0 | 1.606 |
| BARCELONA | 42 | 282 | 447 | 361 | 0 | 0 | 1.132 |
| GIRONA | 4 | 34 | 95 | 41 | 0 | 0 | 174 |
| LLEIDA | 2 | 25 | 46 | 21 | 0 | 0 | 94 |
| TARRAGONA | 7 | 40 | 103 | 56 | 0 | 0 | 206 |
| COMUNIDAD VALENCIANA | 55 | 278 | 284 | 725 | 1 | 0 | 1.343 |
| ALICANTE | 11 | 154 | 151 | 274 | 0 | 0 | 590 |
| CASTELLÓN | 6 | 14 | 29 | 65 | 1 | 0 | 115 |
| VALENCIA | 38 | 110 | 104 | 386 | 0 | 0 | 638 |
| EXTREMADURA | 18 | 21 | 39 | 167 | 2 | 0 | 247 |
| BADAJOS | 12 | 16 | 24 | 98 | 1 | 0 | 151 |
| CÁCERES | 6 | 5 | 15 | 69 | 1 | 0 | 96 |
| GALICIA | 27 | 48 | 145 | 331 | 0 | 0 | 551 |
| A CORUÑA | 0 | 15 | 85 | 183 | 0 | 0 | 283 |
| LUGO | 14 | 2 | 8 | 36 | 0 | 0 | 60 |
| OURENSE | 11 | 26 | 16 | 30 | 0 | 0 | 83 |
| PONTEVEDRA | 2 | 5 | 36 | 82 | 0 | 0 | 125 |
| MADRID | 86 | 297 | 423 | 610 | 0 | 0 | 1.416 |
| MURCIA | 28 | 57 | 71 | 162 | 0 | 0 | 318 |
| NAVARRA | 1 | 42 | 48 | 27 | 0 | 0 | 118 |
| PAÍS VASCO | 2 | 59 | 72 | 135 | 22 | 0 | 290 |
| ARABA/ÁLAVA | 0 | 10 | 18 | 0 | 0 | 0 | 28 |
| GIPUZKOA | 0 | 12 | 17 | 27 | 0 | 0 | 56 |
| BIZKAIA | 2 | 37 | 37 | 108 | 22 | 0 | 206 |
| LA RIOJA | 3 | 16 | 15 | 16 | 0 | 0 | 50 |
| CEUTA | 4 | 3 | 1 | 10 | 0 | 0 | 18 |
| MELILLA | 1 | 12 | 3 | 4 | 0 | 0 | 20 |
| TOTAL ESTADO | 601 | 2.243 | 3.014 | 5.387 | 35 | 0 | 11.280 |

*Por motivos informáticos, este mes no se dispone de los datos de Catalunya

3. PNC de incapacidad: datos de la gestión mensual y anual

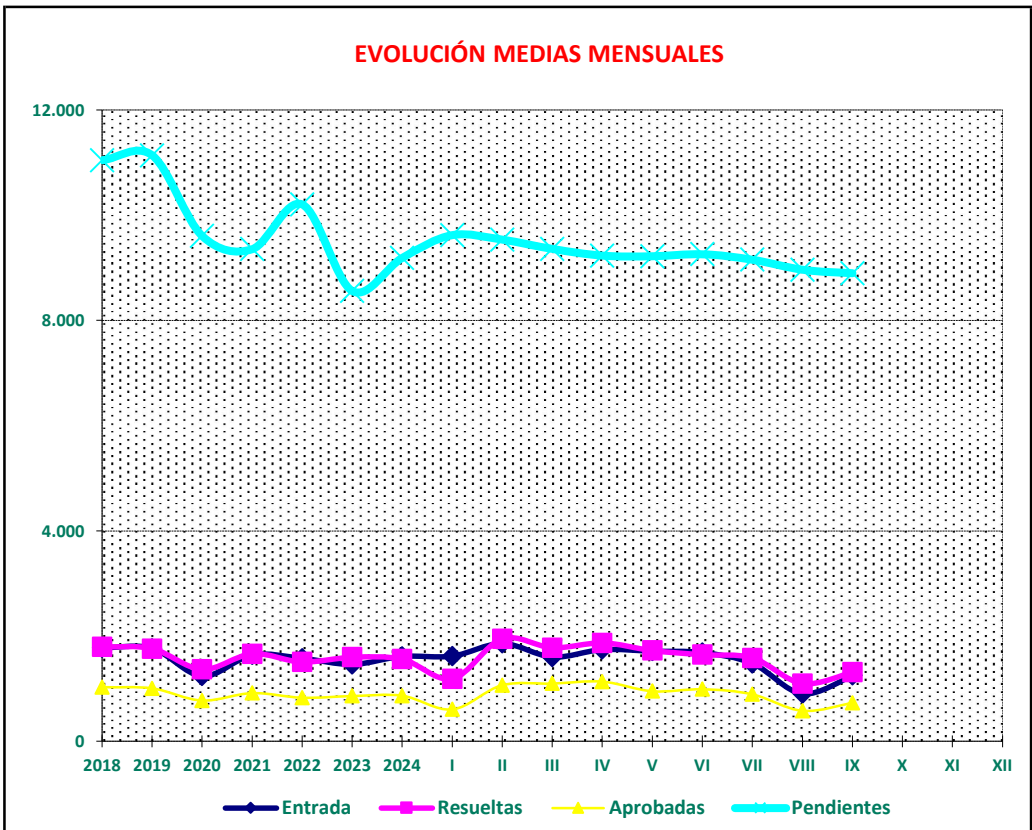
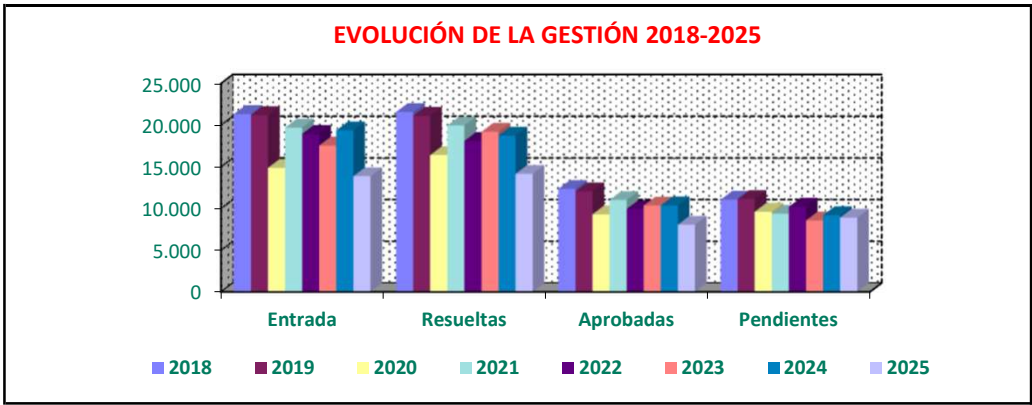


R.D.L. 8/2015, DE 30 DE OCTUBRE; T. REF. LGSS PNC DE LA SEGURIDAD SOCIAL

INCAPACIDAD

| | Entrada | Resueltas | % R./E. | Aprobadas | % A./R. | No Aprob. | Pendientes | |
|----------------|---------------|---------------|----------------|--------------|---------------|--------------|--------------|--------|
| GESTIÓN | 2018 | 21.315 | 21.565 | 101,17% | 12.343 | 57,24% | 9.222 | 11.044 |
| | 2019 | 21.203 | 21.111 | 99,57% | 12.046 | 57,06% | 9.065 | 11.136 |
| | 2020 | 14.872 | 16.402 | 110,29% | 9.295 | 56,67% | 7.107 | 9.606 |
| | 2021 | 19.697 | 19.947 | 101,27% | 11.012 | 55,21% | 8.935 | 9.356 |
| | 2022 | 18.940 | 18.090 | 95,51% | 9.925 | 54,86% | 8.165 | 10.206 |
| | 2023 | 17.546 | 19.192 | 109,38% | 10.352 | 53,94% | 8.840 | 8.560 |
| | 2024 | 19.362 | 18.732 | 96,75% | 10.364 | 55,33% | 8.368 | 9.190 |
| MEDIAS | 2018 | 1.776 | 1.797 | | 1.029 | 769 | 11.044 | |
| | 2019 | 1.767 | 1.759 | | 1.004 | 755 | 11.136 | |
| | 2020 | 1.239 | 1.367 | | 775 | 592 | 9.606 | |
| | 2021 | 1.641 | 1.662 | | 918 | 745 | 9.356 | |
| | 2022 | 1.578 | 1.508 | | 827 | 680 | 10.206 | |
| | 2023 | 1.462 | 1.599 | | 863 | 737 | 8.560 | |
| | 2024 | 1.614 | 1.561 | | 864 | 697 | 9.190 | |
| 2025 | | | | | | | | |
| I | 1.619 | 1.187 | 73,32% | 606 | 51,05% | 581 | 9.622 | |
| II | 1.861 | 1.948 | 104,67% | 1.067 | 54,77% | 881 | 9.535 | |
| III | 1.601 | 1.778 | 111,06% | 1.098 | 61,75% | 680 | 9.358 | |
| IV | 1.743 | 1.870 | 107,29% | 1.132 | 60,53% | 738 | 9.231 | |
| V | 1.715 | 1.726 | 100,64% | 952 | 55,16% | 774 | 9.220 | |
| VI | 1.686 | 1.647 | 97,69% | 990 | 60,11% | 657 | 9.259 | |
| VII | 1.479 | 1.583 | 107,03% | 892 | 56,35% | 691 | 9.155 | |
| VIII | 904 | 1.097 | 121,35% | 578 | 52,69% | 519 | 8.962 | |
| IX | 1.251 | 1.316 | 105,20% | 732 | 55,62% | 584 | 8.897 | |
| X | | | | | | | | |
| XI | | | | | | | | |
| XII | | | | | | | | |
| | 13.859 | 14.152 | 102,11% | 8.047 | 56,86% | 6.105 | 8.897 | |

* Pendientes reales



PENSIÓN NO CONTRIBUTIVA DE INCAPACIDAD

DATOS DE GESTIÓN CORRESPONDIENTES AL MES DE SEPTIEMBRE DE 2025

| CC.AA. Y/O PROVINCIAS | PTES. MES ANTERIOR | SOLICITUDES PRESENTADAS | | | | | A RESOLV. MES | SOLICITUDES RESUELTAS | | | | | | | | | PTES. FIN MES |
|-----------------------------|--------------------------|----------------------------|-------------|----------|----------|------------|---------------------|-----------------------|-------------|----------|----------|------------|--------------|-----------|------------|--------------|---------------------|
| | | NUEVAS | SGIM Y SATP | PAS | INSS | TOTAL | | APROBADAS | | | | | NO APROBADAS | | TOTAL | | |
| | | | | | | | | NUEVAS | SGIM Y SATP | PAS | INSS | TOTAL | DNG | CAD-DES | | | |
| ANDALUCÍA | 2.270 | 290 | 0 | 0 | 0 | 290 | 2.560 | 161 | 2 | 0 | 0 | 163 | 121 | 36 | 320 | 2.240 | |
| ALMERÍA | 105 | 17 | 0 | 0 | 0 | 17 | 122 | 4 | 0 | 0 | 0 | 4 | 8 | 4 | 16 | 106 | |
| CÁDIZ | 615 | 42 | 0 | 0 | 0 | 42 | 657 | 27 | 0 | 0 | 0 | 27 | 18 | 7 | 52 | 605 | |
| CÓRDOBA | 190 | 54 | 0 | 0 | 0 | 54 | 244 | 22 | 0 | 0 | 0 | 22 | 7 | 11 | 40 | 204 | |
| GRANADA | 112 | 37 | 0 | 0 | 0 | 37 | 149 | 18 | 0 | 0 | 0 | 18 | 16 | 6 | 40 | 109 | |
| HUELVA | 112 | 3 | 0 | 0 | 0 | 3 | 115 | 11 | 0 | 0 | 0 | 11 | 12 | 0 | 23 | 92 | |
| JAÉN | 119 | 12 | 0 | 0 | 0 | 12 | 131 | 2 | 0 | 0 | 0 | 2 | 6 | 0 | 8 | 123 | |
| MÁLAGA | 522 | 38 | 0 | 0 | 0 | 38 | 560 | 47 | 2 | 0 | 0 | 49 | 24 | 7 | 80 | 480 | |
| SEVILLA | 495 | 87 | 0 | 0 | 0 | 87 | 582 | 30 | 0 | 0 | 0 | 30 | 30 | 1 | 61 | 521 | |
| ARAGÓN | 52 | 32 | 0 | 0 | 0 | 32 | 84 | 14 | 0 | 0 | 0 | 14 | 8 | 7 | 29 | 55 | |
| HUESCA | 6 | 4 | 0 | 0 | 0 | 4 | 10 | 4 | 0 | 0 | 0 | 4 | 1 | 0 | 5 | 5 | |
| TERUEL | 4 | 2 | 0 | 0 | 0 | 2 | 6 | 2 | 0 | 0 | 0 | 2 | 1 | 0 | 3 | 3 | |
| ZARAGOZA | 42 | 26 | 0 | 0 | 0 | 26 | 68 | 8 | 0 | 0 | 0 | 8 | 6 | 7 | 21 | 47 | |
| ASTURIAS | 284 | 36 | 0 | 0 | 0 | 36 | 320 | 30 | 0 | 0 | 0 | 30 | 11 | 6 | 47 | 273 | |
| ILLES BALEARS | 12 | 23 | 0 | 0 | 0 | 23 | 35 | 14 | 0 | 0 | 0 | 14 | 8 | 3 | 25 | 10 | |
| CANARIAS | 1.992 | 91 | 0 | 0 | 0 | 91 | 2.083 | 50 | 0 | 0 | 0 | 50 | 42 | 13 | 105 | 1.978 | |
| LAS PALMAS | 766 | 55 | 0 | 0 | 0 | 55 | 821 | 16 | 0 | 0 | 0 | 16 | 19 | 6 | 41 | 780 | |
| S.C. TENERIFE | 1.226 | 36 | 0 | 0 | 0 | 36 | 1.262 | 34 | 0 | 0 | 0 | 34 | 23 | 7 | 64 | 1.198 | |
| CANTABRIA | 80 | 20 | 0 | 0 | 0 | 20 | 100 | 16 | 0 | 0 | 0 | 16 | 8 | 1 | 25 | 75 | |
| CASTILLA Y LEÓN | 235 | 54 | 0 | 0 | 0 | 54 | 289 | 45 | 0 | 0 | 0 | 45 | 22 | 14 | 81 | 208 | |
| ÁVILA | 10 | 7 | 0 | 0 | 0 | 7 | 17 | 6 | 0 | 0 | 0 | 6 | 5 | 0 | 11 | 6 | |
| BURGOS | 79 | 7 | 0 | 0 | 0 | 7 | 86 | 9 | 0 | 0 | 0 | 9 | 3 | 4 | 16 | 70 | |
| LEÓN | 65 | 3 | 0 | 0 | 0 | 3 | 68 | 1 | 0 | 0 | 0 | 1 | 3 | 4 | 8 | 60 | |
| PALENCIA | 5 | 5 | 0 | 0 | 0 | 5 | 10 | 4 | 0 | 0 | 0 | 4 | 0 | 1 | 5 | 5 | |
| SALAMANCA | 40 | 11 | 0 | 0 | 0 | 11 | 51 | 11 | 0 | 0 | 0 | 11 | 7 | 2 | 20 | 31 | |
| SEGOVIA | 8 | 5 | 0 | 0 | 0 | 5 | 13 | 1 | 0 | 0 | 0 | 1 | 0 | 3 | 4 | 9 | |
| SORIA | 1 | 2 | 0 | 0 | 0 | 2 | 3 | 0 | 0 | 0 | 0 | 0 | 1 | 0 | 1 | 2 | |
| VALLADOLID | 25 | 8 | 0 | 0 | 0 | 8 | 33 | 8 | 0 | 0 | 0 | 8 | 2 | 0 | 10 | 23 | |
| ZAMORA | 2 | 6 | 0 | 0 | 0 | 6 | 8 | 5 | 0 | 0 | 0 | 5 | 1 | 0 | 6 | 2 | |
| CASTILLA-LA MANCHA | 286 | 87 | 0 | 0 | 0 | 87 | 373 | 75 | 0 | 0 | 0 | 75 | 16 | 8 | 99 | 274 | |
| ALBACETE | 20 | 13 | 0 | 0 | 0 | 13 | 33 | 13 | 0 | 0 | 0 | 13 | 4 | 1 | 18 | 15 | |
| CIUDAD REAL | 34 | 24 | 0 | 0 | 0 | 24 | 58 | 21 | 0 | 0 | 0 | 21 | 1 | 3 | 25 | 33 | |
| CUENCA | 21 | 10 | 0 | 0 | 0 | 10 | 31 | 11 | 0 | 0 | 0 | 11 | 2 | 0 | 13 | 18 | |
| GUADALAJARA | 21 | 8 | 0 | 0 | 0 | 8 | 29 | 5 | 0 | 0 | 0 | 5 | 3 | 0 | 8 | 21 | |
| TOLEDO | 190 | 32 | 0 | 0 | 0 | 32 | 222 | 25 | 0 | 0 | 0 | 25 | 6 | 4 | 35 | 187 | |

(Continúa al dorso)

| CC.AA. Y/O PROVINCIAS | PTES. MES ANTERIOR | SOLICITUDES PRESENTADAS | | | | | A RESOLV. MES | SOLICITUDES RESUELTAS | | | | | | | | | PTES. FIN MES |
|-----------------------------|--------------------------|----------------------------|-------------|----------|----------|------------|---------------------|-----------------------|-------------|----------|----------|-----------|--------------|-----------|------------|------------|---------------------|
| | | NUEVAS | SGIM Y SATP | PAS | INSS | TOTAL | | APROBADAS | | | | | NO APROBADAS | | TOTAL | | |
| | | | | | | | | NUEVAS | SGIM Y SATP | PAS | INSS | TOTAL | DNG | CAD-DES | | | |
| CATALUNYA* | 2.047 | 0 | 0 | 0 | 0 | 0 | 2.047 | 0 | 0 | 0 | 0 | 0 | 0 | 0 | 0 | 0 | 2.047 |
| BARCELONA | 1.466 | 0 | 0 | 0 | 0 | 0 | 1.466 | 0 | 0 | 0 | 0 | 0 | 0 | 0 | 0 | 0 | 1.466 |
| GIRONA | 205 | 0 | 0 | 0 | 0 | 0 | 205 | 0 | 0 | 0 | 0 | 0 | 0 | 0 | 0 | 0 | 205 |
| LLEIDA | 85 | 0 | 0 | 0 | 0 | 0 | 85 | 0 | 0 | 0 | 0 | 0 | 0 | 0 | 0 | 0 | 85 |
| TARRAGONA | 291 | 0 | 0 | 0 | 0 | 0 | 291 | 0 | 0 | 0 | 0 | 0 | 0 | 0 | 0 | 0 | 291 |
| COMUNIDAD VALENCIANA | 586 | 146 | 0 | 0 | 0 | 146 | 732 | 87 | 0 | 0 | 0 | 87 | 61 | 14 | 162 | 570 | |
| ALICANTE | 235 | 63 | 0 | 0 | 0 | 63 | 298 | 19 | 0 | 0 | 0 | 19 | 34 | 3 | 56 | 242 | |
| CASTELLÓN | 74 | 24 | 0 | 0 | 0 | 24 | 98 | 17 | 0 | 0 | 0 | 17 | 10 | 3 | 30 | 68 | |
| VALENCIA | 277 | 59 | 0 | 0 | 0 | 59 | 336 | 51 | 0 | 0 | 0 | 51 | 17 | 8 | 76 | 260 | |
| EXTREMADURA | 233 | 27 | 0 | 0 | 0 | 27 | 260 | 18 | 0 | 0 | 0 | 18 | 1 | 0 | 19 | 241 | |
| BADAJOS | 175 | 17 | 0 | 0 | 0 | 17 | 192 | 7 | 0 | 0 | 0 | 7 | 0 | 0 | 7 | 185 | |
| CÁCERES | 58 | 10 | 0 | 0 | 0 | 10 | 68 | 11 | 0 | 0 | 0 | 11 | 1 | 0 | 12 | 56 | |
| GALICIA | 311 | 117 | 0 | 0 | 0 | 117 | 428 | 77 | 0 | 0 | 0 | 77 | 55 | 15 | 147 | 281 | |
| A CORUÑA | 26 | 58 | 0 | 0 | 0 | 58 | 84 | 34 | 0 | 0 | 0 | 34 | 24 | 7 | 65 | 19 | |
| LUGO | 44 | 13 | 0 | 0 | 0 | 13 | 57 | 9 | 0 | 0 | 0 | 9 | 3 | 2 | 14 | 43 | |
| OURENSE | 30 | 12 | 0 | 0 | 0 | 12 | 42 | 12 | 0 | 0 | 0 | 12 | 2 | 0 | 14 | 28 | |
| PONTEVEDRA | 211 | 34 | 0 | 0 | 0 | 34 | 245 | 22 | 0 | 0 | 0 | 22 | 26 | 6 | 54 | 191 | |
| MADRID | 231 | 169 | 0 | 0 | 0 | 169 | 400 | 60 | 0 | 0 | 0 | 60 | 37 | 19 | 116 | 284 | |
| MURCIA | 212 | 81 | 0 | 0 | 0 | 81 | 293 | 43 | 0 | 0 | 2 | 45 | 42 | 5 | 92 | 201 | |
| NAVARRA | 1 | 9 | 0 | 0 | 0 | 9 | 10 | 7 | 0 | 0 | 0 | 7 | 0 | 2 | 9 | 1 | |
| PAÍS VASCO | 35 | 47 | 0 | 0 | 0 | 47 | 82 | 20 | 0 | 0 | 0 | 20 | 6 | 0 | 26 | 56 | |
| ARABA/ÁLAVA | 0 | 8 | 0 | 0 | 0 | 8 | 8 | 7 | 0 | 0 | 0 | 7 | 1 | 0 | 8 | 0 | |
| GIPUZKOA | 17 | 15 | 0 | 0 | 0 | 15 | 32 | 10 | 0 | 0 | 0 | 10 | 2 | 0 | 12 | 20 | |
| BIZKAIA | 18 | 24 | 0 | 0 | 0 | 24 | 42 | 3 | 0 | 0 | 0 | 3 | 3 | 0 | 6 | 36 | |
| LA RIOJA | 14 | 5 | 0 | 0 | 0 | 5 | 19 | 1 | 0 | 0 | 0 | 1 | 3 | 0 | 4 | 15 | |
| CEUTA | 10 | 3 | 0 | 0 | 0 | 3 | 13 | 3 | 0 | 0 | 0 | 3 | 0 | 0 | 3 | 10 | |
| MELILLA | 71 | 14 | 0 | 0 | 0 | 14 | 85 | 7 | 0 | 0 | 0 | 7 | 0 | 0 | 7 | 78 | |

TOTAL ESTADO

8.962

1.251

0

0

0

1.251

10.213

728

2

0

2

732

441

143

1.316

8.897

*Por motivos informáticos, este mes no se dispone de los datos de Catalunya

PENSIÓN NO CONTRIBUTIVA DE INCAPACIDAD

CAUSAS DE DENEGACIÓN CORRESPONDIENTES AL MES DE SEPTIEMBRE DE 2025

| CC.AA. Y/O PROVINCIAS | EDAD | RESIDENCIA LEGAL | RECURSOS ECONÓMICOS | | GRADO DISCAPACIDAD ENF. CRÓNICA | PRESTACIÓN INCOMPATIBLE | SOLICITAR SIN PASAR DOS AÑOS | SIN DESGLOSAR | TOTAL CAUSAS DE DENEGACIÓN |
|-----------------------------|----------|---------------------|------------------------|-----------|---------------------------------------|----------------------------|------------------------------------|------------------|----------------------------------|
| | | | PERSONALES | U.E.C. | | | | | |
| | | | ANDALUCÍA | 14 | | | | | |
| ALMERÍA | 1 | 1 | 2 | 1 | 3 | 0 | 0 | 0 | 8 |
| CÁDIZ | 1 | 3 | 4 | 2 | 5 | 3 | 0 | 0 | 18 |
| CÓRDOBA | 2 | 2 | 1 | 0 | 1 | 1 | 0 | 0 | 7 |
| GRANADA | 4 | 2 | 1 | 3 | 6 | 0 | 0 | 0 | 16 |
| HUELVA | 2 | 1 | 1 | 2 | 6 | 0 | 0 | 0 | 12 |
| JAÉN | 1 | 0 | 1 | 0 | 3 | 1 | 0 | 0 | 6 |
| MÁLAGA | 2 | 4 | 4 | 7 | 4 | 3 | 0 | 0 | 24 |
| SEVILLA | 1 | 3 | 1 | 4 | 21 | 0 | 0 | 0 | 30 |
| ARAGÓN | 0 | 0 | 6 | 1 | 0 | 1 | 0 | 0 | 8 |
| HUESCA | 0 | 0 | 1 | 0 | 0 | 0 | 0 | 0 | 1 |
| TERUEL | 0 | 0 | 1 | 0 | 0 | 0 | 0 | 0 | 1 |
| ZARAGOZA | 0 | 0 | 4 | 1 | 0 | 1 | 0 | 0 | 6 |
| ASTURIAS | 0 | 0 | 5 | 2 | 3 | 1 | 0 | 0 | 11 |
| ILLES BALEARS | 1 | 3 | 2 | 1 | 1 | 0 | 0 | 0 | 8 |
| CANARIAS | 3 | 1 | 14 | 10 | 13 | 1 | 0 | 0 | 42 |
| LAS PALMAS | 1 | 0 | 6 | 5 | 7 | 0 | 0 | 0 | 19 |
| S.C. TENERIFE | 2 | 1 | 8 | 5 | 6 | 1 | 0 | 0 | 23 |
| CANTABRIA | 2 | 0 | 2 | 1 | 3 | 0 | 0 | 0 | 8 |
| CASTILLA Y LEÓN | 2 | 1 | 10 | 6 | 2 | 1 | 0 | 0 | 22 |
| ÁVILA | 0 | 0 | 2 | 3 | 0 | 0 | 0 | 0 | 5 |
| BURGOS | 0 | 1 | 2 | 0 | 0 | 0 | 0 | 0 | 3 |
| LEÓN | 0 | 0 | 1 | 2 | 0 | 0 | 0 | 0 | 3 |
| PALENCIA | 0 | 0 | 0 | 0 | 0 | 0 | 0 | 0 | 0 |
| SALAMANCA | 2 | 0 | 4 | 1 | 0 | 0 | 0 | 0 | 7 |
| SEGOVIA | 0 | 0 | 0 | 0 | 0 | 0 | 0 | 0 | 0 |
| SORIA | 0 | 0 | 0 | 0 | 0 | 1 | 0 | 0 | 1 |
| VALLADOLID | 0 | 0 | 1 | 0 | 1 | 0 | 0 | 0 | 2 |
| ZAMORA | 0 | 0 | 0 | 0 | 1 | 0 | 0 | 0 | 1 |
| CASTILLA-LA MANCHA | 0 | 2 | 2 | 5 | 6 | 1 | 0 | 0 | 16 |
| ALBACETE | 0 | 0 | 1 | 2 | 1 | 0 | 0 | 0 | 4 |
| CIUDAD REAL | 0 | 0 | 1 | 0 | 0 | 0 | 0 | 0 | 1 |
| CUENCA | 0 | 0 | 0 | 1 | 1 | 0 | 0 | 0 | 2 |
| GUADALAJARA | 0 | 1 | 0 | 0 | 2 | 0 | 0 | 0 | 3 |
| TOLEDO | 0 | 1 | 0 | 2 | 2 | 1 | 0 | 0 | 6 |

(Continúa al dorso)

| CC.AA. Y/O PROVINCIAS | EDAD | RESIDENCIA LEGAL | RECURSOS ECONÓMICOS | | GRADO DISCAPACIDAD ENF. CRÓNICA | PRESTACIÓN INCOMPATIBLE | SOLICITAR SIN PASAR DOS AÑOS | SIN DESGLOSAR | TOTAL CAUSAS DE DENEGACIÓN |
|-----------------------------|-----------|---------------------|------------------------|-----------|---------------------------------------|----------------------------|------------------------------------|------------------|----------------------------------|
| | | | PERSONALES | U.E.C. | | | | | |
| | | | CATALUNYA* | 0 | | | | | |
| BARCELONA | 0 | 0 | 0 | 0 | 0 | 0 | 0 | 0 | 0 |
| GIRONA | 0 | 0 | 0 | 0 | 0 | 0 | 0 | 0 | 0 |
| LLEIDA | 0 | 0 | 0 | 0 | 0 | 0 | 0 | 0 | 0 |
| TARRAGONA | 0 | 0 | 0 | 0 | 0 | 0 | 0 | 0 | 0 |
| COMUNIDAD VALENCIANA | 0 | 5 | 15 | 11 | 29 | 1 | 0 | 0 | 61 |
| ALICANTE | 0 | 0 | 6 | 3 | 25 | 0 | 0 | 0 | 34 |
| CASTELLÓN | 0 | 2 | 3 | 2 | 2 | 1 | 0 | 0 | 10 |
| VALENCIA | 0 | 3 | 6 | 6 | 2 | 0 | 0 | 0 | 17 |
| EXTREMADURA | 0 | 0 | 0 | 0 | 1 | 0 | 0 | 0 | 1 |
| BADAJOS | 0 | 0 | 0 | 0 | 0 | 0 | 0 | 0 | 0 |
| CÁCERES | 0 | 0 | 0 | 0 | 1 | 0 | 0 | 0 | 1 |
| GALICIA | 1 | 1 | 6 | 25 | 22 | 0 | 0 | 0 | 55 |
| A CORUÑA | 0 | 0 | 5 | 15 | 4 | 0 | 0 | 0 | 24 |
| LUGO | 0 | 1 | 0 | 1 | 1 | 0 | 0 | 0 | 3 |
| OURENSE | 0 | 0 | 0 | 0 | 2 | 0 | 0 | 0 | 2 |
| PONTEVEDRA | 1 | 0 | 1 | 9 | 15 | 0 | 0 | 0 | 26 |
| MADRID | 10 | 14 | 7 | 6 | 0 | 0 | 0 | 0 | 37 |
| MURCIA | 5 | 4 | 5 | 4 | 24 | 0 | 0 | 0 | 42 |
| NAVARRA | 0 | 0 | 0 | 0 | 0 | 0 | 0 | 0 | 0 |
| PAÍS VASCO | 0 | 2 | 1 | 2 | 0 | 1 | 0 | 0 | 6 |
| ARABA/ÁLAVA | 0 | 0 | 1 | 0 | 0 | 0 | 0 | 0 | 1 |
| GIPUZKOA | 0 | 0 | 0 | 2 | 0 | 0 | 0 | 0 | 2 |
| BIZKAIA | 0 | 2 | 0 | 0 | 0 | 1 | 0 | 0 | 3 |
| LA RIOJA | 0 | 2 | 0 | 0 | 1 | 0 | 0 | 0 | 3 |
| CEUTA | 0 | 0 | 0 | 0 | 0 | 0 | 0 | 0 | 0 |
| MELILLA | 0 | 0 | 0 | 0 | 0 | 0 | 0 | 0 | 0 |
| TOTAL ESTADO | 38 | 51 | 90 | 93 | 154 | 15 | 0 | 0 | 441 |

*Por motivos informáticos, este mes no se dispone de los datos de Catalunya

PENSIÓN NO CONTRIBUTIVA DE INCAPACIDAD

DATOS ACUMULADOS DE GESTIÓN CORRESPONDIENTES AL AÑO 2025 HASTA SEPTIEMBRE

| CC.AA. Y/O PROVINCIAS | PTES. AÑO ANTERIOR | SOLICITUDES PRESENTADAS | | | | | A RESOLV. AÑO | SOLICITUDES RESUELTAS | | | | | | | | | PTES. FINAL |
|-----------------------------|--------------------------|----------------------------|-------------|----------|----------|--------------|---------------------|-----------------------|-------------|----------|----------|--------------|--------------|------------|--------------|--------------|----------------|
| | | NUEVAS | SGIM Y SATP | PAS | INSS | TOTAL | | APROBADAS | | | | | NO APROBADAS | | | | |
| | | | | | | | | NUEVAS | SGIM Y SATP | PAS | INSS | TOTAL | DNG | CAD-DES | TOTAL | | |
| ANDALUCÍA | 2.898 | 2.238 | 0 | 3 | 0 | 2.241 | 5.139 | 1.537 | 4 | 5 | 0 | 1.546 | 1.103 | 250 | 2.899 | 2.240 | |
| ALMERÍA | 89 | 160 | 0 | 0 | 0 | 160 | 249 | 69 | 0 | 0 | 0 | 69 | 55 | 19 | 143 | 106 | |
| CÁDIZ | 705 | 374 | 0 | 0 | 0 | 374 | 1.079 | 270 | 0 | 0 | 0 | 270 | 160 | 44 | 474 | 605 | |
| CÓRDOBA | 239 | 258 | 0 | 0 | 0 | 258 | 497 | 169 | 0 | 1 | 0 | 170 | 106 | 17 | 293 | 204 | |
| GRANADA | 197 | 276 | 0 | 0 | 0 | 276 | 473 | 219 | 1 | 0 | 0 | 220 | 116 | 28 | 364 | 109 | |
| HUELVA | 168 | 120 | 0 | 0 | 0 | 120 | 288 | 117 | 0 | 1 | 0 | 118 | 71 | 7 | 196 | 92 | |
| JAÉN | 161 | 86 | 0 | 1 | 0 | 87 | 248 | 65 | 0 | 0 | 0 | 65 | 54 | 6 | 125 | 123 | |
| MÁLAGA | 573 | 511 | 0 | 2 | 0 | 513 | 1.086 | 309 | 3 | 1 | 0 | 313 | 231 | 62 | 606 | 480 | |
| SEVILLA | 766 | 453 | 0 | 0 | 0 | 453 | 1.219 | 319 | 0 | 2 | 0 | 321 | 310 | 67 | 698 | 521 | |
| ARAGÓN | 108 | 278 | 0 | 0 | 1 | 279 | 387 | 211 | 0 | 0 | 2 | 213 | 76 | 43 | 332 | 55 | |
| HUESCA | 11 | 63 | 0 | 0 | 0 | 63 | 74 | 56 | 0 | 0 | 0 | 56 | 12 | 1 | 69 | 5 | |
| TERUEL | 1 | 28 | 0 | 0 | 0 | 28 | 29 | 21 | 0 | 0 | 1 | 22 | 4 | 0 | 26 | 3 | |
| ZARAGOZA | 96 | 187 | 0 | 0 | 1 | 188 | 284 | 134 | 0 | 0 | 1 | 135 | 60 | 42 | 237 | 47 | |
| ASTURIAS | 307 | 252 | 0 | 0 | 0 | 252 | 559 | 169 | 0 | 0 | 0 | 169 | 80 | 37 | 286 | 273 | |
| ILLES BALEARIS | 8 | 195 | 0 | 0 | 0 | 195 | 203 | 120 | 0 | 0 | 0 | 120 | 48 | 25 | 193 | 10 | |
| CANARIAS | 1.776 | 1.156 | 0 | 0 | 0 | 1.156 | 2.932 | 459 | 0 | 1 | 0 | 460 | 396 | 98 | 954 | 1.978 | |
| LAS PALMAS | 688 | 524 | 0 | 0 | 0 | 524 | 1.212 | 192 | 0 | 0 | 0 | 192 | 181 | 59 | 432 | 780 | |
| S.C. TENERIFE | 1.088 | 632 | 0 | 0 | 0 | 632 | 1.720 | 267 | 0 | 1 | 0 | 268 | 215 | 39 | 522 | 1.198 | |
| CANTABRIA | 93 | 173 | 0 | 0 | 0 | 173 | 266 | 131 | 0 | 0 | 0 | 131 | 52 | 8 | 191 | 75 | |
| CASTILLA Y LEÓN | 195 | 678 | 0 | 0 | 0 | 678 | 873 | 429 | 0 | 0 | 0 | 429 | 140 | 96 | 665 | 208 | |
| ÁVILA | 0 | 91 | 0 | 0 | 0 | 91 | 91 | 59 | 0 | 0 | 0 | 59 | 17 | 9 | 85 | 6 | |
| BURGOS | 59 | 144 | 0 | 0 | 0 | 144 | 203 | 62 | 0 | 0 | 0 | 62 | 37 | 34 | 133 | 70 | |
| LEÓN | 62 | 66 | 0 | 0 | 0 | 66 | 128 | 29 | 0 | 0 | 0 | 29 | 17 | 22 | 68 | 60 | |
| PALENCIA | 6 | 41 | 0 | 0 | 0 | 41 | 47 | 37 | 0 | 0 | 0 | 37 | 4 | 1 | 42 | 5 | |
| SALAMANCA | 26 | 150 | 0 | 0 | 0 | 150 | 176 | 98 | 0 | 0 | 0 | 98 | 40 | 7 | 145 | 31 | |
| SEGOVIA | 13 | 44 | 0 | 0 | 0 | 44 | 57 | 26 | 0 | 0 | 0 | 26 | 3 | 19 | 48 | 9 | |
| SORIA | 0 | 6 | 0 | 0 | 0 | 6 | 6 | 3 | 0 | 0 | 0 | 3 | 1 | 0 | 4 | 2 | |
| VALLADOLID | 20 | 82 | 0 | 0 | 0 | 82 | 102 | 64 | 0 | 0 | 0 | 64 | 12 | 3 | 79 | 23 | |
| ZAMORA | 9 | 54 | 0 | 0 | 0 | 54 | 63 | 51 | 0 | 0 | 0 | 51 | 9 | 1 | 61 | 2 | |
| CASTILLA-LA MANCHA | 245 | 881 | 0 | 0 | 0 | 881 | 1.126 | 595 | 0 | 0 | 0 | 595 | 168 | 89 | 852 | 274 | |
| ALBACETE | 46 | 193 | 0 | 0 | 0 | 193 | 239 | 164 | 0 | 0 | 0 | 164 | 45 | 15 | 224 | 15 | |
| CIUDAD REAL | 19 | 238 | 0 | 0 | 0 | 238 | 257 | 175 | 0 | 0 | 0 | 175 | 39 | 10 | 224 | 33 | |
| CUENCA | 36 | 97 | 0 | 0 | 0 | 97 | 133 | 76 | 0 | 0 | 0 | 76 | 31 | 8 | 115 | 18 | |
| GUADALAJARA | 13 | 94 | 0 | 0 | 0 | 94 | 107 | 57 | 0 | 0 | 0 | 57 | 14 | 15 | 86 | 21 | |
| TOLEDO | 131 | 259 | 0 | 0 | 0 | 259 | 390 | 123 | 0 | 0 | 0 | 123 | 39 | 41 | 203 | 187 | |

(Continúa al dorso)

| CC.AA. Y/O PROVINCIAS | PTES. AÑO ANTERIOR | SOLICITUDES PRESENTADAS | | | | | A RESOLV. AÑO | SOLICITUDES RESUELTAS | | | | | | | | | PTES. FINAL |
|-----------------------------|--------------------------|----------------------------|-------------|----------|------------|--------------|---------------------|-----------------------|-------------|----------|------------|--------------|--------------|------------|--------------|--------------|----------------|
| | | NUEVAS | SGIM Y SATP | PAS | INSS | TOTAL | | APROBADAS | | | | | NO APROBADAS | | | | |
| | | | | | | | | NUEVAS | SGIM Y SATP | PAS | INSS | TOTAL | DNG | CAD-DES | TOTAL | | |
| CATALUNYA* | 1.587 | 2.169 | 2 | 3 | 206 | 2.380 | 3.967 | 833 | 1 | 0 | 189 | 1.023 | 685 | 212 | 1.920 | 2.047 | |
| BARCELONA | 1.153 | 1.537 | 2 | 2 | 142 | 1.683 | 2.836 | 595 | 1 | 0 | 126 | 722 | 498 | 150 | 1.370 | 1.466 | |
| GIRONA | 152 | 247 | 0 | 0 | 22 | 269 | 421 | 94 | 0 | 0 | 24 | 118 | 68 | 30 | 216 | 205 | |
| LLEIDA | 75 | 88 | 0 | 0 | 8 | 96 | 171 | 38 | 0 | 0 | 9 | 47 | 34 | 5 | 86 | 85 | |
| TARRAGONA | 207 | 297 | 0 | 1 | 34 | 332 | 539 | 106 | 0 | 0 | 30 | 136 | 85 | 27 | 248 | 291 | |
| COMUNIDAD VALENCIANA | 540 | 1.184 | 0 | 0 | 0 | 1.184 | 1.724 | 721 | 0 | 0 | 0 | 721 | 301 | 132 | 1.154 | 570 | |
| ALICANTE | 243 | 341 | 0 | 0 | 0 | 341 | 584 | 210 | 0 | 0 | 0 | 210 | 97 | 35 | 342 | 242 | |
| CASTELLÓN | 80 | 230 | 0 | 0 | 0 | 230 | 310 | 171 | 0 | 0 | 0 | 171 | 55 | 16 | 242 | 68 | |
| VALENCIA | 217 | 613 | 0 | 0 | 0 | 613 | 830 | 340 | 0 | 0 | 0 | 340 | 149 | 81 | 570 | 260 | |
| EXTREMADURA | 198 | 336 | 0 | 0 | 0 | 336 | 534 | 211 | 0 | 0 | 0 | 211 | 67 | 15 | 293 | 241 | |
| BADAJOS | 145 | 210 | 0 | 0 | 0 | 210 | 355 | 121 | 0 | 0 | 0 | 121 | 41 | 8 | 170 | 185 | |
| CÁCERES | 53 | 126 | 0 | 0 | 0 | 126 | 179 | 90 | 0 | 0 | 0 | 90 | 26 | 7 | 123 | 56 | |
| GALICIA | 362 | 1.377 | 0 | 0 | 0 | 1.377 | 1.739 | 839 | 0 | 0 | 0 | 839 | 528 | 91 | 1.458 | 281 | |
| A CORUÑA | 105 | 564 | 0 | 0 | 0 | 564 | 669 | 372 | 0 | 0 | 0 | 372 | 230 | 48 | 650 | 19 | |
| LUGO | 49 | 134 | 0 | 0 | 0 | 134 | 183 | 75 | 0 | 0 | 0 | 75 | 53 | 12 | 140 | 43 | |
| OURENSE | 39 | 190 | 0 | 0 | 0 | 190 | 229 | 134 | 0 | 0 | 0 | 134 | 62 | 5 | 201 | 28 | |
| PONTEVEDRA | 169 | 489 | 0 | 0 | 0 | 489 | 658 | 258 | 0 | 0 | 0 | 258 | 183 | 26 | 467 | 191 | |
| MADRID | 436 | 1.466 | 0 | 0 | 0 | 1.466 | 1.902 | 796 | 0 | 0 | 0 | 796 | 479 | 343 | 1.618 | 284 | |
| MURCIA | 288 | 573 | 0 | 0 | 0 | 573 | 861 | 334 | 1 | 0 | 6 | 341 | 202 | 117 | 660 | 201 | |
| NAVARRA | 3 | 108 | 0 | 0 | 0 | 108 | 111 | 71 | 0 | 0 | 0 | 71 | 24 | 15 | 110 | 1 | |
| PAÍS VASCO | 50 | 389 | 0 | 6 | 0 | 395 | 445 | 266 | 0 | 2 | 0 | 268 | 102 | 19 | 389 | 56 | |
| ARABA/ÁLAVA | 0 | 58 | 0 | 0 | 0 | 58 | 58 | 51 | 0 | 0 | 0 | 51 | 7 | 0 | 58 | 0 | |
| GIPUZKOA | 23 | 130 | 0 | 0 | 0 | 130 | 153 | 97 | 0 | 0 | 0 | 97 | 23 | 13 | 133 | 20 | |
| BIZKAIA | 27 | 201 | 0 | 6 | 0 | 207 | 234 | 118 | 0 | 2 | 0 | 120 | 72 | 6 | 198 | 36 | |
| LA RIOJA | 7 | 65 | 0 | 0 | 0 | 65 | 72 | 42 | 0 | 0 | 0 | 42 | 11 | 4 | 57 | 15 | |
| CEUTA | 10 | 44 | 0 | 0 | 0 | 44 | 54 | 38 | 0 | 0 | 0 | 38 | 2 | 4 | 44 | 10 | |
| MELILLA | 79 | 76 | 0 | 0 | 0 | 76 | 155 | 34 | 0 | 0 | 0 | 34 | 41 | 2 | 77 | 78 | |

| | | | | | | | | | | | | | | | | |
|-------------------------|--------------|---------------|----------|-----------|------------|---------------|---------------|--------------|----------|----------|------------|--------------|--------------|--------------|---------------|--------------|
| TOTAL ESTADO (*) | 9.190 | 13.638 | 2 | 12 | 207 | 13.859 | 23.049 | 7.836 | 6 | 8 | 197 | 8.047 | 4.505 | 1.600 | 14.152 | 8.897 |
|-------------------------|--------------|---------------|----------|-----------|------------|---------------|---------------|--------------|----------|----------|------------|--------------|--------------|--------------|---------------|--------------|

*Por motivos informáticos, este mes no se dispone de los datos de Catalunya

PENSIÓN NO CONTRIBUTIVA DE INCAPACIDAD

CAUSAS DE DENEGACIÓN ACUMULADAS CORRESPONDIENTES AL AÑO 2025 HASTA SEPTIEMBRE

| CC.AA. Y/O PROVINCIAS | EDAD | RESIDENCIA LEGAL | RECURSOS ECONÓMICOS | | GRADO DISCAPACIDAD ENF. CRÓNICA | PRESTACIÓN INCOMPATIBLE | SOLICITAR SIN PASAR DOS AÑOS | SIN DESGLASAR | TOTAL CAUSAS DE DENEGACIÓN |
|-----------------------------|-----------|---------------------|------------------------|-----------|---------------------------------------|----------------------------|------------------------------------|------------------|----------------------------------|
| | | | PERSONALES | U.E.C. | | | | | |
| | | | ANDALUCÍA | 94 | | | | | |
| ALMERÍA | 15 | 5 | 8 | 9 | 15 | 3 | 0 | 0 | 55 |
| CÁDIZ | 19 | 24 | 33 | 27 | 41 | 16 | 0 | 0 | 160 |
| CÓRDOBA | 8 | 20 | 13 | 12 | 49 | 4 | 0 | 0 | 106 |
| GRANADA | 11 | 11 | 24 | 13 | 54 | 3 | 0 | 0 | 116 |
| HUELVA | 6 | 3 | 10 | 8 | 36 | 8 | 0 | 0 | 71 |
| JAÉN | 2 | 5 | 18 | 6 | 20 | 2 | 1 | 0 | 54 |
| MÁLAGA | 28 | 40 | 59 | 44 | 37 | 23 | 0 | 0 | 231 |
| SEVILLA | 5 | 20 | 48 | 55 | 169 | 11 | 2 | 0 | 310 |
| ARAGÓN | 2 | 3 | 26 | 24 | 13 | 7 | 1 | 0 | 76 |
| HUESCA | 1 | 0 | 2 | 4 | 3 | 1 | 1 | 0 | 12 |
| TERUEL | 0 | 0 | 1 | 3 | 0 | 0 | 0 | 0 | 4 |
| ZARAGOZA | 1 | 3 | 23 | 17 | 10 | 6 | 0 | 0 | 60 |
| ASTURIAS | 0 | 2 | 17 | 22 | 35 | 4 | 0 | 0 | 80 |
| ILLES BALEARS | 2 | 13 | 11 | 11 | 6 | 5 | 0 | 0 | 48 |
| CANARIAS | 46 | 23 | 136 | 57 | 121 | 13 | 0 | 0 | 396 |
| LAS PALMAS | 22 | 10 | 51 | 31 | 62 | 5 | 0 | 0 | 181 |
| S.C. TENERIFE | 24 | 13 | 85 | 26 | 59 | 8 | 0 | 0 | 215 |
| CANTABRIA | 5 | 2 | 7 | 10 | 27 | 1 | 0 | 0 | 52 |
| CASTILLA Y LEÓN | 13 | 15 | 29 | 34 | 44 | 5 | 0 | 0 | 140 |
| ÁVILA | 1 | 2 | 3 | 10 | 1 | 0 | 0 | 0 | 17 |
| BURGOS | 0 | 6 | 6 | 9 | 13 | 3 | 0 | 0 | 37 |
| LEÓN | 1 | 5 | 5 | 3 | 3 | 0 | 0 | 0 | 17 |
| PALENCIA | 0 | 0 | 0 | 0 | 4 | 0 | 0 | 0 | 4 |
| SALAMANCA | 11 | 1 | 12 | 6 | 9 | 1 | 0 | 0 | 40 |
| SEGOVIA | 0 | 1 | 0 | 1 | 1 | 0 | 0 | 0 | 3 |
| SORIA | 0 | 0 | 0 | 0 | 0 | 1 | 0 | 0 | 1 |
| VALLADOLID | 0 | 0 | 2 | 4 | 6 | 0 | 0 | 0 | 12 |
| ZAMORA | 0 | 0 | 1 | 1 | 7 | 0 | 0 | 0 | 9 |
| CASTILLA-LA MANCHA | 1 | 25 | 42 | 60 | 33 | 7 | 0 | 0 | 168 |
| ALBACETE | 1 | 7 | 13 | 14 | 7 | 3 | 0 | 0 | 45 |
| CIUDAD REAL | 0 | 8 | 13 | 12 | 5 | 1 | 0 | 0 | 39 |
| CUENCA | 0 | 1 | 5 | 15 | 8 | 2 | 0 | 0 | 31 |
| GUADALAJARA | 0 | 6 | 4 | 2 | 2 | 0 | 0 | 0 | 14 |
| TOLEDO | 0 | 3 | 7 | 17 | 11 | 1 | 0 | 0 | 39 |

(Continúa al dorso)

| CC.AA. Y/O PROVINCIAS | EDAD | RESIDENCIA LEGAL | RECURSOS ECONÓMICOS | | GRADO DISCAPACIDAD ENF. CRÓNICA | PRESTACIÓN INCOMPATIBLE | SOLICITAR SIN PASAR DOS AÑOS | SIN DESGLOSAR | TOTAL CAUSAS DE DENEGACIÓN |
|-----------------------------|------------|---------------------|------------------------|------------|---------------------------------------|----------------------------|------------------------------------|------------------|----------------------------------|
| | | | PERSONALES | U.E.C. | | | | | |
| | | | CATALUNYA* | 1 | | | | | |
| BARCELONA | 0 | 48 | 163 | 66 | 103 | 118 | 0 | 0 | 498 |
| GIRONA | 0 | 7 | 32 | 8 | 5 | 16 | 0 | 0 | 68 |
| LLEIDA | 0 | 2 | 13 | 6 | 10 | 3 | 0 | 0 | 34 |
| TARRAGONA | 1 | 11 | 30 | 14 | 3 | 26 | 0 | 0 | 85 |
| COMUNIDAD VALENCIANA | 4 | 31 | 94 | 60 | 85 | 27 | 0 | 0 | 301 |
| ALICANTE | 1 | 4 | 23 | 11 | 48 | 10 | 0 | 0 | 97 |
| CASTELLÓN | 1 | 5 | 24 | 17 | 6 | 2 | 0 | 0 | 55 |
| VALENCIA | 2 | 22 | 47 | 32 | 31 | 15 | 0 | 0 | 149 |
| EXTREMADURA | 7 | 7 | 9 | 25 | 17 | 2 | 0 | 0 | 67 |
| BADAJOS | 4 | 4 | 4 | 15 | 13 | 1 | 0 | 0 | 41 |
| CÁCERES | 3 | 3 | 5 | 10 | 4 | 1 | 0 | 0 | 26 |
| GALICIA | 29 | 10 | 61 | 176 | 248 | 4 | 0 | 0 | 528 |
| A CORUÑA | 0 | 0 | 48 | 110 | 72 | 0 | 0 | 0 | 230 |
| LUGO | 14 | 3 | 2 | 5 | 26 | 3 | 0 | 0 | 53 |
| OURENSE | 11 | 5 | 7 | 6 | 32 | 1 | 0 | 0 | 62 |
| PONTEVEDRA | 4 | 2 | 4 | 55 | 118 | 0 | 0 | 0 | 183 |
| MADRID | 119 | 72 | 147 | 109 | 32 | 0 | 0 | 0 | 479 |
| MURCIA | 17 | 20 | 26 | 27 | 104 | 8 | 0 | 0 | 202 |
| NAVARRA | 0 | 5 | 6 | 9 | 4 | 0 | 0 | 0 | 24 |
| PAÍS VASCO | 0 | 31 | 18 | 27 | 18 | 8 | 0 | 0 | 102 |
| ARABA/ÁLAVA | 0 | 1 | 6 | 0 | 0 | 0 | 0 | 0 | 7 |
| GIPUZKOA | 0 | 6 | 4 | 12 | 1 | 0 | 0 | 0 | 23 |
| BIZKAIA | 0 | 24 | 8 | 15 | 17 | 8 | 0 | 0 | 72 |
| LA RIOJA | 1 | 6 | 2 | 0 | 2 | 0 | 0 | 0 | 11 |
| CEUTA | 0 | 0 | 1 | 0 | 1 | 0 | 0 | 0 | 2 |
| MELILLA | 1 | 3 | 3 | 0 | 34 | 0 | 0 | 0 | 41 |
| TOTAL ESTADO | 342 | 464 | 1.086 | 919 | 1.366 | 324 | 4 | 0 | 4.505 |

*Por motivos informáticos, este mes no se dispone de los datos de Catalunya

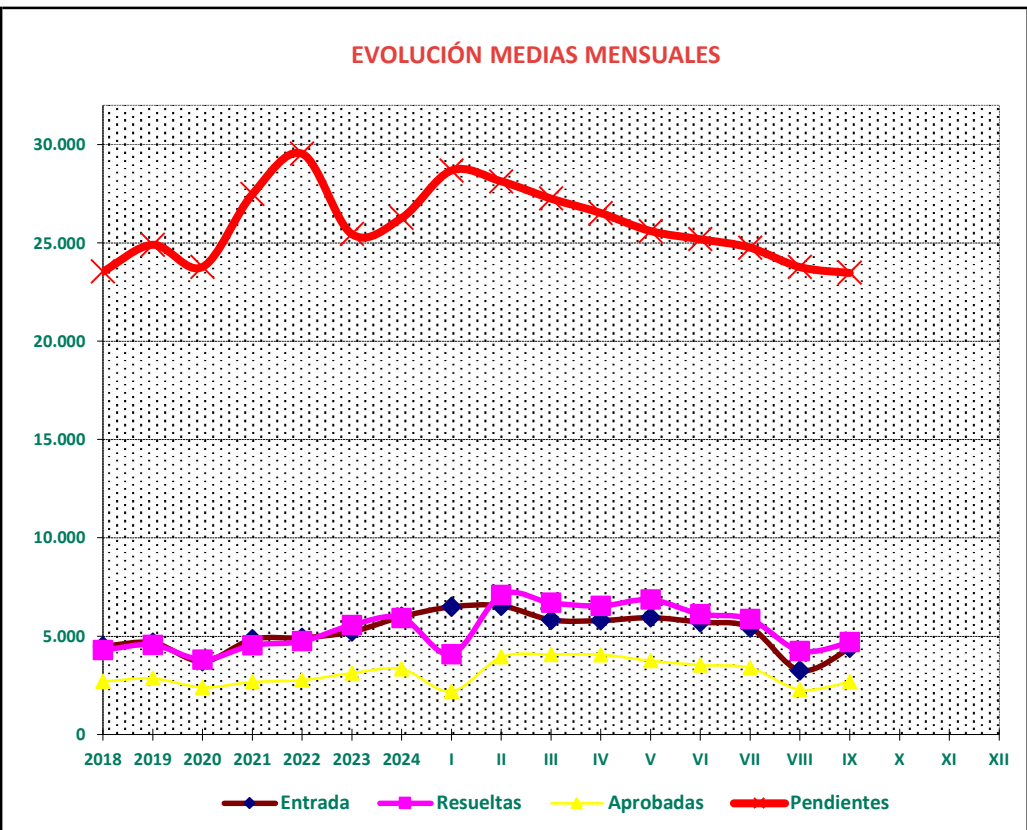
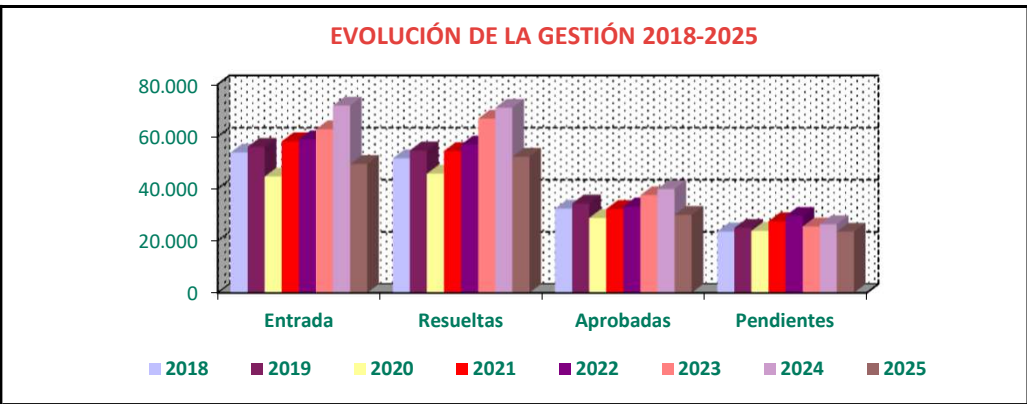
4. PNC de la Seguridad Social: datos de la gestión mensual y anual



**R.D.L. 8/2015, DE 30 DE OCTUBRE; T. REF. LGSS
PNC DE LA SEGURIDAD SOCIAL**

TOTAL: JUBILACIÓN MÁS INCAPACIDAD

| | | Entrada | Resueltas | % R./E. | Aprobadas | No Aprob. | Pendientes |
|---------------------------------|------|---------|-----------|---------|-----------|-----------|------------|
| G E S T I O N | 2018 | 53.845 | 51.596 | 95,82% | 32.296 | 19.300 | 23.541 |
| | 2019 | 56.009 | 54.652 | 97,58% | 34.273 | 20.379 | 24.898 |
| | 2020 | 44.606 | 45.725 | 102,51% | 28.723 | 17.002 | 23.779 |
| | 2021 | 58.137 | 54.436 | 93,63% | 32.162 | 22.274 | 27.480 |
| | 2022 | 58.936 | 56.884 | 96,52% | 33.196 | 23.688 | 29.532 |
| | 2023 | 62.750 | 66.836 | 106,51% | 37.484 | 29.352 | 25.446 |
| | 2024 | 71.866 | 71.042 | 98,85% | 39.892 | 31.150 | 26.270 |
| M E D I A S | 2018 | 4.487 | 4.300 | | 2.691 | 1.608 | 23.541 |
| | 2019 | 4.667 | 4.554 | | 2.856 | 1.698 | 24.898 |
| | 2020 | 3.717 | 3.810 | | 2.394 | 1.417 | 23.779 |
| | 2021 | 4.845 | 4.536 | | 2.680 | 1.856 | 27.480 |
| | 2022 | 4.911 | 4.740 | | 2.766 | 1.974 | 29.532 |
| | 2023 | 5.229 | 5.570 | | 3.124 | 2.446 | 25.446 |
| | 2024 | 5.989 | 5.920 | | 3.324 | 2.596 | 26.270 |
| 2025 | | | | | | | |
| | I | 6.491 | 4.084 | 62,92% | 2.197 | 1.887 | 28.677 |
| | II | 6.545 | 7.098 | 108,45% | 3.943 | 3.155 | 28.124 |
| | III | 5.829 | 6.698 | 114,91% | 4.068 | 2.630 | 27.255 |
| | IV | 5.800 | 6.540 | 112,76% | 4.052 | 2.488 | 26.515 |
| | V | 5.948 | 6.863 | 115,38% | 3.753 | 3.110 | 25.600 |
| | VI | 5.709 | 6.121 | 107,22% | 3.534 | 2.587 | 25.188 |
| | VII | 5.435 | 5.868 | 107,97% | 3.388 | 2.480 | 24.755 |
| | VIII | 3.258 | 4.247 | 130,36% | 2.277 | 1.970 | 23.766 |
| | IX | 4.405 | 4.692 | 106,52% | 2.686 | 2.006 | 23.479 |
| | X | | | | | | |
| | XI | | | | | | |
| | XII | | | | | | |
| | | 49.420 | 52.211 | 105,65% | 29.898 | 22.313 | 23.479 |



* Pendientes reales

*Por motivos informáticos, este mes no se dispone de los datos de Catalunya

PENSIONES NO CONTRIBUTIVAS DE JUBILACIÓN E INCAPACIDAD

DATOS CONJUNTOS DE GESTIÓN CORRESPONDIENTES AL MES DE SEPTIEMBRE DE 2025

| CC.AA. Y/O PROVINCIAS | PTES. MES ANTERIOR | SOLICITUDES PRESENTADAS | | | | | A RESOLV. MES | SOLICITUDES RESUELTAS | | | | | | | | | PTES. FIN MES |
|-----------------------------|--------------------------|----------------------------|-------------|----------|----------|--------------|---------------------|-----------------------|-------------|----------|----------|------------|--------------|------------|--------------|--------------|---------------------|
| | | PRESENTADAS | | | | | | APROBADAS | | | | | NO APROBADAS | | TOTAL | | |
| | | NUEVAS | SGIM Y SATP | PAS | INSS | TOTAL | | NUEVAS | SGIM Y SATP | PAS | INSS | TOTAL | DNG | CAD-DES | | | |
| ANDALUCÍA | 6.710 | 1.147 | 0 | 2 | 0 | 1.149 | 7.859 | 597 | 3 | 2 | 0 | 602 | 367 | 114 | 1.083 | 6.776 | |
| ALMERÍA | 439 | 67 | 0 | 0 | 0 | 67 | 506 | 37 | 0 | 0 | 0 | 37 | 33 | 15 | 85 | 421 | |
| CÁDIZ | 1.978 | 155 | 0 | 0 | 0 | 155 | 2.133 | 101 | 0 | 0 | 0 | 101 | 52 | 24 | 177 | 1.956 | |
| CÓRDOBA | 434 | 145 | 0 | 0 | 0 | 145 | 579 | 55 | 0 | 0 | 0 | 55 | 36 | 23 | 114 | 465 | |
| GRANADA | 252 | 120 | 0 | 1 | 0 | 121 | 373 | 56 | 0 | 1 | 0 | 57 | 36 | 19 | 112 | 261 | |
| HUELVA | 218 | 24 | 0 | 0 | 0 | 24 | 242 | 39 | 0 | 1 | 0 | 40 | 30 | 3 | 73 | 169 | |
| JAÉN | 435 | 44 | 0 | 0 | 0 | 44 | 479 | 33 | 0 | 0 | 0 | 33 | 20 | 3 | 56 | 423 | |
| MÁLAGA | 1.172 | 182 | 0 | 0 | 0 | 182 | 1.354 | 200 | 2 | 0 | 0 | 202 | 101 | 25 | 328 | 1.026 | |
| SEVILLA | 1.782 | 410 | 0 | 1 | 0 | 411 | 2.193 | 76 | 1 | 0 | 0 | 77 | 59 | 2 | 138 | 2.055 | |
| ARAGÓN | 167 | 132 | 0 | 0 | 0 | 132 | 299 | 60 | 0 | 0 | 0 | 60 | 44 | 27 | 131 | 168 | |
| HUESCA | 15 | 16 | 0 | 0 | 0 | 16 | 31 | 10 | 0 | 0 | 0 | 10 | 4 | 0 | 14 | 17 | |
| TERUEL | 7 | 9 | 0 | 0 | 0 | 9 | 16 | 8 | 0 | 0 | 0 | 8 | 2 | 1 | 11 | 5 | |
| ZARAGOZA | 145 | 107 | 0 | 0 | 0 | 107 | 252 | 42 | 0 | 0 | 0 | 42 | 38 | 26 | 106 | 146 | |
| ASTURIAS | 878 | 117 | 0 | 0 | 0 | 117 | 995 | 71 | 0 | 0 | 0 | 71 | 35 | 31 | 137 | 858 | |
| ILLES BALEARS | 75 | 95 | 0 | 0 | 0 | 95 | 170 | 57 | 0 | 0 | 0 | 57 | 27 | 16 | 100 | 70 | |
| CANARIAS | 4.133 | 225 | 0 | 0 | 0 | 225 | 4.358 | 150 | 0 | 0 | 0 | 150 | 116 | 42 | 308 | 4.050 | |
| LAS PALMAS | 1.333 | 138 | 0 | 0 | 0 | 138 | 1.471 | 71 | 0 | 0 | 0 | 71 | 66 | 19 | 156 | 1.315 | |
| S.C. TENERIFE | 2.800 | 87 | 0 | 0 | 0 | 87 | 2.887 | 79 | 0 | 0 | 0 | 79 | 50 | 23 | 152 | 2.735 | |
| CANTABRIA | 171 | 57 | 0 | 0 | 0 | 57 | 228 | 59 | 0 | 0 | 0 | 59 | 22 | 1 | 82 | 146 | |
| CASTILLA Y LEÓN | 729 | 207 | 0 | 0 | 0 | 207 | 936 | 198 | 0 | 0 | 0 | 198 | 80 | 22 | 300 | 636 | |
| ÁVILA | 39 | 16 | 0 | 0 | 0 | 16 | 55 | 24 | 0 | 0 | 0 | 24 | 13 | 0 | 37 | 18 | |
| BURGOS | 184 | 27 | 0 | 0 | 0 | 27 | 211 | 18 | 0 | 0 | 0 | 18 | 15 | 6 | 39 | 172 | |
| LEÓN | 168 | 25 | 0 | 0 | 0 | 25 | 193 | 15 | 0 | 0 | 0 | 15 | 13 | 5 | 33 | 160 | |
| PALENCIA | 20 | 16 | 0 | 0 | 0 | 16 | 36 | 17 | 0 | 0 | 0 | 17 | 1 | 3 | 21 | 15 | |
| SALAMANCA | 97 | 39 | 0 | 0 | 0 | 39 | 136 | 37 | 0 | 0 | 0 | 37 | 26 | 4 | 67 | 69 | |
| SEGOVIA | 24 | 14 | 0 | 0 | 0 | 14 | 38 | 11 | 0 | 0 | 0 | 11 | 2 | 3 | 16 | 22 | |
| SORIA | 3 | 4 | 0 | 0 | 0 | 4 | 7 | 1 | 0 | 0 | 0 | 1 | 1 | 1 | 3 | 4 | |
| VALLADOLID | 182 | 39 | 0 | 0 | 0 | 39 | 221 | 51 | 0 | 0 | 0 | 51 | 7 | 0 | 58 | 163 | |
| ZAMORA | 12 | 27 | 0 | 0 | 0 | 27 | 39 | 24 | 0 | 0 | 0 | 24 | 2 | 0 | 26 | 13 | |
| CASTILLA-LA MANCHA | 1.028 | 296 | 0 | 0 | 0 | 296 | 1.324 | 223 | 0 | 0 | 0 | 223 | 94 | 33 | 350 | 974 | |
| ALBACETE | 57 | 43 | 0 | 0 | 0 | 43 | 100 | 46 | 0 | 0 | 0 | 46 | 16 | 3 | 65 | 35 | |
| CIUDAD REAL | 78 | 77 | 0 | 0 | 0 | 77 | 155 | 43 | 0 | 0 | 0 | 43 | 24 | 8 | 75 | 80 | |
| CUENCA | 43 | 26 | 0 | 0 | 0 | 26 | 69 | 22 | 0 | 0 | 0 | 22 | 9 | 1 | 32 | 37 | |
| GUADALAJARA | 87 | 33 | 0 | 0 | 0 | 33 | 120 | 16 | 0 | 0 | 0 | 16 | 14 | 2 | 32 | 88 | |
| TOLEDO | 763 | 117 | 0 | 0 | 0 | 117 | 880 | 96 | 0 | 0 | 0 | 96 | 31 | 19 | 146 | 734 | |

(Continúa al dorso)

| CC.AA. Y/O PROVINCIAS | PTES. MES ANTERIOR | SOLICITUDES PRESENTADAS | | | | | A RESOLV. MES | SOLICITUDES RESUELTAS | | | | | | | | | PTES. FIN MES |
|-----------------------------|--------------------------|----------------------------|-------------|----------|----------|------------|---------------------|-----------------------|-------------|----------|----------|------------|--------------|------------|------------|--------------|---------------------|
| | | NUEVAS | SGIM Y SATP | PAS | INSS | TOTAL | | APROBADAS | | | | | NO APROBADAS | | TOTAL | | |
| | | | | | | | | NUEVAS | SGIM Y SATP | PAS | INSS | TOTAL | DNG | CAD-DES | | | |
| CATALUNYA* | 3.960 | 0 | 0 | 0 | 0 | 0 | 3.960 | 0 | 0 | 0 | 0 | 0 | 0 | 0 | 0 | 0 | 3.960 |
| BARCELONA | 2.751 | 0 | 0 | 0 | 0 | 0 | 2.751 | 0 | 0 | 0 | 0 | 0 | 0 | 0 | 0 | 0 | 2.751 |
| GIRONA | 463 | 0 | 0 | 0 | 0 | 0 | 463 | 0 | 0 | 0 | 0 | 0 | 0 | 0 | 0 | 0 | 463 |
| LLEIDA | 197 | 0 | 0 | 0 | 0 | 0 | 197 | 0 | 0 | 0 | 0 | 0 | 0 | 0 | 0 | 0 | 197 |
| TARRAGONA | 549 | 0 | 0 | 0 | 0 | 0 | 549 | 0 | 0 | 0 | 0 | 0 | 0 | 0 | 0 | 0 | 549 |
| COMUNIDAD VALENCIA | 3.058 | 578 | 0 | 0 | 0 | 578 | 3.636 | 435 | 0 | 0 | 0 | 435 | 210 | 68 | 713 | 2.923 | |
| ALICANTE | 1.737 | 261 | 0 | 0 | 0 | 261 | 1.998 | 204 | 0 | 0 | 0 | 204 | 79 | 22 | 305 | 1.693 | |
| CASTELLÓN | 200 | 66 | 0 | 0 | 0 | 66 | 266 | 32 | 0 | 0 | 0 | 32 | 20 | 7 | 59 | 207 | |
| VALENCIA | 1.121 | 251 | 0 | 0 | 0 | 251 | 1.372 | 199 | 0 | 0 | 0 | 199 | 111 | 39 | 349 | 1.023 | |
| EXTREMADURA | 355 | 113 | 0 | 0 | 0 | 113 | 468 | 83 | 0 | 0 | 0 | 83 | 8 | 1 | 92 | 376 | |
| BADAJOS | 247 | 75 | 0 | 0 | 0 | 75 | 322 | 36 | 0 | 0 | 0 | 36 | 0 | 0 | 36 | 286 | |
| CÁCERES | 108 | 38 | 0 | 0 | 0 | 38 | 146 | 47 | 0 | 0 | 0 | 47 | 8 | 1 | 56 | 90 | |
| GALICIA | 699 | 338 | 0 | 0 | 0 | 338 | 1.037 | 217 | 0 | 0 | 0 | 217 | 124 | 48 | 389 | 648 | |
| A CORUÑA | 130 | 133 | 0 | 0 | 0 | 133 | 263 | 74 | 0 | 0 | 0 | 74 | 64 | 21 | 159 | 104 | |
| LUGO | 110 | 44 | 0 | 0 | 0 | 44 | 154 | 34 | 0 | 0 | 0 | 34 | 7 | 2 | 43 | 111 | |
| OURENSE | 90 | 42 | 0 | 0 | 0 | 42 | 132 | 49 | 0 | 0 | 0 | 49 | 11 | 2 | 62 | 70 | |
| PONTEVEDRA | 369 | 119 | 0 | 0 | 0 | 119 | 488 | 60 | 0 | 0 | 0 | 60 | 42 | 23 | 125 | 363 | |
| MADRID | 1.002 | 578 | 0 | 0 | 0 | 578 | 1.580 | 175 | 0 | 0 | 0 | 175 | 161 | 101 | 437 | 1.143 | |
| MURCIA | 502 | 207 | 0 | 0 | 0 | 207 | 709 | 183 | 0 | 0 | 2 | 185 | 107 | 36 | 328 | 381 | |
| NAVARRA | 2 | 58 | 0 | 0 | 0 | 58 | 60 | 39 | 0 | 0 | 0 | 39 | 9 | 10 | 58 | 2 | |
| PAÍS VASCO | 138 | 193 | 0 | 0 | 1 | 194 | 332 | 98 | 0 | 0 | 0 | 98 | 33 | 5 | 136 | 196 | |
| ARABA/ÁLAVA | 0 | 24 | 0 | 0 | 0 | 24 | 24 | 19 | 0 | 0 | 0 | 19 | 5 | 0 | 24 | 0 | |
| GIPUZKOA | 51 | 51 | 0 | 0 | 0 | 51 | 102 | 44 | 0 | 0 | 0 | 44 | 8 | 5 | 57 | 45 | |
| BIZKAIA | 87 | 118 | 0 | 0 | 1 | 119 | 206 | 35 | 0 | 0 | 0 | 35 | 20 | 0 | 55 | 151 | |
| LA RIOJA | 38 | 20 | 0 | 0 | 0 | 20 | 58 | 11 | 0 | 0 | 0 | 11 | 5 | 2 | 18 | 40 | |
| CEUTA | 35 | 15 | 0 | 0 | 0 | 15 | 50 | 14 | 0 | 0 | 0 | 14 | 2 | 4 | 20 | 30 | |
| MELILLA | 86 | 26 | 0 | 0 | 0 | 26 | 112 | 9 | 0 | 0 | 0 | 9 | 0 | 1 | 10 | 102 | |

| | | | | | | | | | | | | | | | | |
|--------------|--------|-------|---|---|---|-------|--------|-------|---|---|---|-------|-------|-----|-------|--------|
| TOTAL ESTADO | 23.766 | 4.402 | 0 | 2 | 1 | 4.405 | 28.171 | 2.679 | 3 | 2 | 2 | 2.686 | 1.444 | 562 | 4.692 | 23.479 |
|--------------|--------|-------|---|---|---|-------|--------|-------|---|---|---|-------|-------|-----|-------|--------|

*Por motivos informáticos, este mes no se dispone de los datos de Catalunya

PENSIONES NO CONTRIBUTIVAS DE JUBILACIÓN E INCAPACIDAD

CAUSAS DE DENEGACIÓN CONJUNTAS CORRESPONDIENTES AL MES DE SEPTIEMBRE DE 2025

| CC.AA. Y/O PROVINCIAS | EDAD | RESIDENCIA | RECURSOS ECONÓMICOS | | GRADO DISCAPACIDAD | PRESTACIÓN | SOLICITAR SIN PASAR DOS AÑOS | SIN DESGLSAR | TOTAL CAUSAS DE DENEGACIÓN |
|-----------------------------|-----------|------------|------------------------|------------|-----------------------|--------------|------------------------------------|-----------------|----------------------------------|
| | | LEGAL | PERSONALES | U.E.C. | ENF. CRÓNICA | INCOMPATIBLE | | | |
| | | | | | | | | | |
| ANDALUCÍA | 32 | 71 | 74 | 132 | 49 | 9 | 0 | 0 | 367 |
| ALMERÍA | 4 | 7 | 3 | 16 | 3 | 0 | 0 | 0 | 33 |
| CÁDIZ | 2 | 13 | 13 | 16 | 5 | 3 | 0 | 0 | 52 |
| CÓRDOBA | 8 | 7 | 7 | 12 | 1 | 1 | 0 | 0 | 36 |
| GRANADA | 5 | 9 | 6 | 10 | 6 | 0 | 0 | 0 | 36 |
| HUELVA | 2 | 1 | 7 | 14 | 6 | 0 | 0 | 0 | 30 |
| JAÉN | 1 | 1 | 5 | 9 | 3 | 1 | 0 | 0 | 20 |
| MÁLAGA | 6 | 29 | 18 | 40 | 4 | 4 | 0 | 0 | 101 |
| SEVILLA | 4 | 4 | 15 | 15 | 21 | 0 | 0 | 0 | 59 |
| ARAGÓN | 6 | 2 | 20 | 15 | 0 | 1 | 0 | 0 | 44 |
| HUESCA | 2 | 0 | 2 | 0 | 0 | 0 | 0 | 0 | 4 |
| TERUEL | 0 | 0 | 1 | 1 | 0 | 0 | 0 | 0 | 2 |
| ZARAGOZA | 4 | 2 | 17 | 14 | 0 | 1 | 0 | 0 | 38 |
| ASTURIAS | 3 | 5 | 9 | 14 | 3 | 1 | 0 | 0 | 35 |
| ILLES BALEARS | 3 | 8 | 8 | 7 | 1 | 0 | 0 | 0 | 27 |
| CANARIAS | 10 | 20 | 36 | 36 | 13 | 1 | 0 | 0 | 116 |
| LAS PALMAS | 7 | 8 | 22 | 22 | 7 | 0 | 0 | 0 | 66 |
| S.C. TENERIFE | 3 | 12 | 14 | 14 | 6 | 1 | 0 | 0 | 50 |
| CANTABRIA | 3 | 2 | 6 | 8 | 3 | 0 | 0 | 0 | 22 |
| CASTILLA Y LEÓN | 3 | 9 | 29 | 36 | 2 | 1 | 0 | 0 | 80 |
| ÁVILA | 0 | 0 | 9 | 4 | 0 | 0 | 0 | 0 | 13 |
| BURGOS | 0 | 5 | 5 | 5 | 0 | 0 | 0 | 0 | 15 |
| LEÓN | 0 | 1 | 5 | 7 | 0 | 0 | 0 | 0 | 13 |
| PALENCIA | 0 | 1 | 0 | 0 | 0 | 0 | 0 | 0 | 1 |
| SALAMANCA | 3 | 2 | 8 | 13 | 0 | 0 | 0 | 0 | 26 |
| SEGOVIA | 0 | 0 | 0 | 2 | 0 | 0 | 0 | 0 | 2 |
| SORIA | 0 | 0 | 0 | 0 | 0 | 1 | 0 | 0 | 1 |
| VALLADOLID | 0 | 0 | 2 | 4 | 1 | 0 | 0 | 0 | 7 |
| ZAMORA | 0 | 0 | 0 | 1 | 1 | 0 | 0 | 0 | 2 |
| CASTILLA-LA MANCHA | 4 | 11 | 16 | 56 | 6 | 1 | 0 | 0 | 94 |
| ALBACETE | 1 | 0 | 4 | 10 | 1 | 0 | 0 | 0 | 16 |
| CIUDAD REAL | 2 | 2 | 4 | 16 | 0 | 0 | 0 | 0 | 24 |
| CUENCA | 1 | 0 | 2 | 5 | 1 | 0 | 0 | 0 | 9 |
| GUADALAJARA | 0 | 5 | 2 | 5 | 2 | 0 | 0 | 0 | 14 |
| TOLEDO | 0 | 4 | 4 | 20 | 2 | 1 | 0 | 0 | 31 |

(Continúa al dorso)

| CC.AA. Y/O PROVINCIAS | EDAD | RESIDENCIA LEGAL | RECURSOS ECONÓMICOS | | GRADO DISCAPACIDAD ENF. CRÓNICA | PRESTACIÓN INCOMPATIBLE | SOLICITAR SIN PASAR DOS AÑOS | SIN DESGLASAR | TOTAL CAUSAS DE DENEGACIÓN |
|-----------------------------|-----------|---------------------|------------------------|------------|---------------------------------------|----------------------------|------------------------------------|------------------|----------------------------------|
| | | | PERSONALES | U.E.C. | | | | | |
| | | | CATALUNYA* | 0 | | | | | |
| BARCELONA | 0 | 0 | 0 | 0 | 0 | 0 | 0 | 0 | 0 |
| GIRONA | 0 | 0 | 0 | 0 | 0 | 0 | 0 | 0 | 0 |
| LLEIDA | 0 | 0 | 0 | 0 | 0 | 0 | 0 | 0 | 0 |
| TARRAGONA | 0 | 0 | 0 | 0 | 0 | 0 | 0 | 0 | 0 |
| COMUNIDAD VALENCIANA | 6 | 30 | 44 | 99 | 29 | 2 | 0 | 0 | 210 |
| ALICANTE | 0 | 8 | 20 | 26 | 25 | 0 | 0 | 0 | 79 |
| CASTELLÓN | 0 | 3 | 5 | 8 | 2 | 2 | 0 | 0 | 20 |
| VALENCIA | 6 | 19 | 19 | 65 | 2 | 0 | 0 | 0 | 111 |
| EXTREMADURA | 1 | 0 | 0 | 6 | 1 | 0 | 0 | 0 | 8 |
| BADAJOS | 0 | 0 | 0 | 0 | 0 | 0 | 0 | 0 | 0 |
| CÁCERES | 1 | 0 | 0 | 6 | 1 | 0 | 0 | 0 | 8 |
| GALICIA | 1 | 3 | 24 | 74 | 22 | 0 | 0 | 0 | 124 |
| A CORUÑA | 0 | 1 | 18 | 41 | 4 | 0 | 0 | 0 | 64 |
| LUGO | 0 | 1 | 0 | 5 | 1 | 0 | 0 | 0 | 7 |
| OURENSE | 0 | 1 | 0 | 8 | 2 | 0 | 0 | 0 | 11 |
| PONTEVEDRA | 1 | 0 | 6 | 20 | 15 | 0 | 0 | 0 | 42 |
| MADRID | 16 | 28 | 40 | 77 | 0 | 0 | 0 | 0 | 161 |
| MURCIA | 9 | 18 | 16 | 40 | 24 | 0 | 0 | 0 | 107 |
| NAVARRA | 0 | 3 | 5 | 1 | 0 | 0 | 0 | 0 | 9 |
| PAÍS VASCO | 0 | 10 | 7 | 15 | 0 | 1 | 0 | 0 | 33 |
| ARABA/ÁLAVA | 0 | 3 | 2 | 0 | 0 | 0 | 0 | 0 | 5 |
| GIPUZKOA | 0 | 2 | 3 | 3 | 0 | 0 | 0 | 0 | 8 |
| BIZKAIA | 0 | 5 | 2 | 12 | 0 | 1 | 0 | 0 | 20 |
| LA RIOJA | 0 | 3 | 0 | 1 | 1 | 0 | 0 | 0 | 5 |
| CEUTA | 0 | 0 | 0 | 2 | 0 | 0 | 0 | 0 | 2 |
| MELILLA | 0 | 0 | 0 | 0 | 0 | 0 | 0 | 0 | 0 |
| TOTAL ESTADO | 97 | 223 | 334 | 619 | 154 | 17 | 0 | 0 | 1.444 |

*Por motivos informáticos, este mes no se dispone de los datos de Catalunya

PENSIONES NO CONTRIBUTIVAS DE JUBILACIÓN E INCAPACIDAD

DATOS ACUMULADOS DE GESTIÓN CORRESPONDIENTES AL AÑO 2025 HASTA SEPTIEMBRE

| CC.AA. Y/O PROVINCIAS | PTES. AÑO ANTERIOR | SOLICITUDES PRESENTADAS | | | | | A RESOLV. AÑO | SOLICITUDES RESUELTAS | | | | | | | | | PTES. FINAL |
|-----------------------------|--------------------------|----------------------------|-------------|-----------|----------|--------------|---------------------|-----------------------|-------------|-----------|----------|--------------|--------------|--------------|---------------|--------------|----------------|
| | | NUEVAS | SGIM Y SATP | PAS | INSS | TOTAL | | APROBADAS | | | | | NO APROBADAS | | TOTAL | | |
| | | | | | | | | NUEVAS | SGIM Y SATP | PAS | INSS | TOTAL | DNG | CAD-DES | | | |
| ANDALUCÍA | 8.653 | 8.500 | 6 | 24 | 0 | 8.530 | 17.183 | 5.835 | 5 | 15 | 1 | 5.856 | 3.427 | 1.124 | 10.407 | 6.776 | |
| ALMERÍA | 358 | 773 | 1 | 0 | 0 | 774 | 1.132 | 323 | 0 | 0 | 0 | 323 | 244 | 144 | 711 | 421 | |
| CÁDIZ | 2.475 | 1.359 | 0 | 4 | 0 | 1.363 | 3.838 | 1.231 | 0 | 0 | 1 | 1.232 | 474 | 176 | 1.882 | 1.956 | |
| CÓRDOBA | 444 | 772 | 0 | 1 | 0 | 773 | 1.217 | 443 | 0 | 2 | 0 | 445 | 258 | 49 | 752 | 465 | |
| GRANADA | 475 | 952 | 0 | 3 | 0 | 955 | 1.430 | 682 | 1 | 1 | 0 | 684 | 381 | 104 | 1.169 | 261 | |
| HUELVA | 293 | 472 | 2 | 2 | 0 | 476 | 769 | 338 | 0 | 3 | 0 | 341 | 199 | 60 | 600 | 169 | |
| JAÉN | 527 | 331 | 0 | 1 | 0 | 332 | 859 | 248 | 0 | 0 | 0 | 248 | 166 | 22 | 436 | 423 | |
| MÁLAGA | 1.706 | 2.039 | 3 | 5 | 0 | 2.047 | 3.753 | 1.420 | 3 | 2 | 0 | 1.425 | 1.010 | 292 | 2.727 | 1.026 | |
| SEVILLA | 2.375 | 1.802 | 0 | 8 | 0 | 1.810 | 4.185 | 1.150 | 1 | 7 | 0 | 1.158 | 695 | 277 | 2.130 | 2.055 | |
| ARAGÓN | 510 | 1.161 | 0 | 0 | 1 | 1.162 | 1.672 | 750 | 2 | 0 | 2 | 754 | 493 | 257 | 1.504 | 168 | |
| HUESCA | 22 | 215 | 0 | 0 | 0 | 215 | 237 | 158 | 0 | 0 | 0 | 158 | 57 | 5 | 220 | 17 | |
| TERUEL | 7 | 79 | 0 | 0 | 0 | 79 | 86 | 61 | 0 | 0 | 1 | 62 | 17 | 2 | 81 | 5 | |
| ZARAGOZA | 481 | 867 | 0 | 0 | 1 | 868 | 1.349 | 531 | 2 | 0 | 1 | 534 | 419 | 250 | 1.203 | 146 | |
| ASTURIAS | 1.004 | 957 | 0 | 1 | 0 | 958 | 1.962 | 680 | 0 | 1 | 0 | 681 | 303 | 120 | 1.104 | 858 | |
| ILLES BALEARIS | 111 | 937 | 0 | 0 | 0 | 937 | 1.048 | 617 | 0 | 0 | 0 | 617 | 250 | 111 | 978 | 70 | |
| CANARIAS | 4.211 | 3.348 | 0 | 0 | 0 | 3.348 | 7.559 | 1.787 | 1 | 13 | 0 | 1.801 | 1.275 | 433 | 3.509 | 4.050 | |
| LAS PALMAS | 1.381 | 1.607 | 0 | 0 | 0 | 1.607 | 2.988 | 881 | 0 | 10 | 0 | 891 | 559 | 223 | 1.673 | 1.315 | |
| S.C. TENERIFE | 2.830 | 1.741 | 0 | 0 | 0 | 1.741 | 4.571 | 906 | 1 | 3 | 0 | 910 | 716 | 210 | 1.836 | 2.735 | |
| CANTABRIA | 156 | 657 | 0 | 0 | 0 | 657 | 813 | 483 | 0 | 0 | 0 | 483 | 165 | 19 | 667 | 146 | |
| CASTILLA Y LEÓN | 491 | 2.633 | 4 | 0 | 0 | 2.637 | 3.128 | 1.660 | 2 | 0 | 0 | 1.662 | 600 | 230 | 2.492 | 636 | |
| ÁVILA | 16 | 276 | 0 | 0 | 0 | 276 | 292 | 191 | 0 | 0 | 0 | 191 | 61 | 22 | 274 | 18 | |
| BURGOS | 145 | 382 | 0 | 0 | 0 | 382 | 527 | 190 | 0 | 0 | 0 | 190 | 98 | 67 | 355 | 172 | |
| LEÓN | 137 | 321 | 2 | 0 | 0 | 323 | 460 | 164 | 0 | 0 | 0 | 164 | 81 | 55 | 300 | 160 | |
| PALENCIA | 12 | 182 | 0 | 0 | 0 | 182 | 194 | 149 | 0 | 0 | 0 | 149 | 25 | 5 | 179 | 15 | |
| SALAMANCA | 33 | 484 | 0 | 0 | 0 | 484 | 517 | 292 | 0 | 0 | 0 | 292 | 143 | 13 | 448 | 69 | |
| SEGOVIA | 43 | 169 | 0 | 0 | 0 | 169 | 212 | 117 | 0 | 0 | 0 | 117 | 34 | 39 | 190 | 22 | |
| SORIA | 7 | 46 | 1 | 0 | 0 | 47 | 54 | 33 | 1 | 0 | 0 | 34 | 9 | 7 | 50 | 4 | |
| VALLADOLID | 76 | 500 | 0 | 0 | 0 | 500 | 576 | 315 | 0 | 0 | 0 | 315 | 88 | 10 | 413 | 163 | |
| ZAMORA | 22 | 273 | 1 | 0 | 0 | 274 | 296 | 209 | 1 | 0 | 0 | 210 | 61 | 12 | 283 | 13 | |
| CASTILLA-LA MANCHA | 836 | 2.922 | 0 | 0 | 0 | 2.922 | 3.758 | 1.663 | 0 | 0 | 0 | 1.663 | 853 | 268 | 2.784 | 974 | |
| ALBACETE | 86 | 525 | 0 | 0 | 0 | 525 | 611 | 404 | 0 | 0 | 0 | 404 | 143 | 29 | 576 | 35 | |
| CIUDAD REAL | 68 | 705 | 0 | 0 | 0 | 705 | 773 | 472 | 0 | 0 | 0 | 472 | 182 | 39 | 693 | 80 | |
| CUENCA | 66 | 320 | 0 | 0 | 0 | 320 | 386 | 212 | 0 | 0 | 0 | 212 | 115 | 22 | 349 | 37 | |
| GUADALAJARA | 69 | 245 | 0 | 0 | 0 | 245 | 314 | 122 | 0 | 0 | 0 | 122 | 56 | 48 | 226 | 88 | |
| TOLEDO | 547 | 1.127 | 0 | 0 | 0 | 1.127 | 1.674 | 453 | 0 | 0 | 0 | 453 | 357 | 130 | 940 | 734 | |

(Continúa al dorso)

| CC.AA. Y/O PROVINCIAS | PTES. AÑO ANTERIOR | SOLICITUDES PRESENTADAS | | | | | A RESOLV. AÑO | SOLICITUDES RESUELTAS | | | | | | | | | PTES. FINAL |
|-----------------------------|--------------------------|----------------------------|-------------|----------|------------|--------------|---------------------|-----------------------|-------------|----------|------------|--------------|--------------|--------------|--------------|--------------|----------------|
| | | NUEVAS | SGIM Y SATP | PAS | INSS | TOTAL | | APROBADAS | | | | | NO APROBADAS | | TOTAL | | |
| | | | | | | | | NUEVAS | SGIM Y SATP | PAS | INSS | TOTAL | DNG | CAD-DES | | | |
| CATALUNYA* | 4.075 | 7.252 | 2 | 3 | 206 | 7.463 | 11.538 | 4.119 | 1 | 0 | 189 | 4.309 | 2.291 | 978 | 7.578 | 3.960 | |
| BARCELONA | 2.949 | 5.078 | 2 | 2 | 142 | 5.224 | 8.173 | 2.976 | 1 | 0 | 126 | 3.103 | 1.630 | 689 | 5.422 | 2.751 | |
| GIRONA | 440 | 818 | 0 | 0 | 22 | 840 | 1.280 | 433 | 0 | 0 | 24 | 457 | 242 | 118 | 817 | 463 | |
| LLEIDA | 195 | 391 | 0 | 0 | 8 | 399 | 594 | 213 | 0 | 0 | 9 | 222 | 128 | 47 | 397 | 197 | |
| TARRAGONA | 491 | 965 | 0 | 1 | 34 | 1.000 | 1.491 | 497 | 0 | 0 | 30 | 527 | 291 | 124 | 942 | 549 | |
| COMUNIDAD VALENCIANA | 2.607 | 5.707 | 0 | 0 | 0 | 5.707 | 8.314 | 3.096 | 0 | 0 | 0 | 3.096 | 1.644 | 651 | 5.391 | 2.923 | |
| ALICANTE | 1.347 | 2.368 | 0 | 0 | 0 | 2.368 | 3.715 | 1.133 | 0 | 0 | 0 | 1.133 | 687 | 202 | 2.022 | 1.693 | |
| CASTELLÓN | 180 | 654 | 0 | 0 | 0 | 654 | 834 | 410 | 0 | 0 | 0 | 410 | 170 | 47 | 627 | 207 | |
| VALENCIA | 1.080 | 2.685 | 0 | 0 | 0 | 2.685 | 3.765 | 1.553 | 0 | 0 | 0 | 1.553 | 787 | 402 | 2.742 | 1.023 | |
| EXTREMADURA | 339 | 1.414 | 0 | 0 | 0 | 1.414 | 1.753 | 957 | 1 | 0 | 0 | 958 | 314 | 105 | 1.377 | 376 | |
| BADAJOS | 270 | 866 | 0 | 0 | 0 | 866 | 1.136 | 590 | 1 | 0 | 0 | 591 | 192 | 67 | 850 | 286 | |
| CÁCERES | 69 | 548 | 0 | 0 | 0 | 548 | 617 | 367 | 0 | 0 | 0 | 367 | 122 | 38 | 527 | 90 | |
| GALICIA | 695 | 3.592 | 0 | 0 | 0 | 3.592 | 4.287 | 2.336 | 0 | 0 | 0 | 2.336 | 1.079 | 224 | 3.639 | 648 | |
| A CORUÑA | 235 | 1.416 | 0 | 0 | 0 | 1.416 | 1.651 | 914 | 0 | 0 | 0 | 914 | 513 | 120 | 1.547 | 104 | |
| LUGO | 113 | 392 | 0 | 0 | 0 | 392 | 505 | 254 | 0 | 0 | 0 | 254 | 113 | 27 | 394 | 111 | |
| OURENSE | 105 | 478 | 0 | 0 | 0 | 478 | 583 | 350 | 0 | 0 | 0 | 350 | 145 | 18 | 513 | 70 | |
| PONTEVEDRA | 242 | 1.306 | 0 | 0 | 0 | 1.306 | 1.548 | 818 | 0 | 0 | 0 | 818 | 308 | 59 | 1.185 | 363 | |
| MADRID | 1.845 | 5.538 | 1 | 2 | 0 | 5.541 | 7.386 | 2.729 | 1 | 2 | 0 | 2.732 | 1.895 | 1.616 | 6.243 | 1.143 | |
| MURCIA | 414 | 1.727 | 0 | 0 | 0 | 1.727 | 2.141 | 1.000 | 2 | 0 | 6 | 1.008 | 520 | 232 | 1.760 | 381 | |
| NAVARRA | 13 | 526 | 0 | 0 | 0 | 526 | 539 | 337 | 0 | 0 | 0 | 337 | 142 | 58 | 537 | 2 | |
| PAÍS VASCO | 140 | 1.620 | 0 | 9 | 1 | 1.630 | 1.770 | 1.113 | 0 | 7 | 0 | 1.120 | 392 | 62 | 1.574 | 196 | |
| ARABA/ÁLAVA | 0 | 216 | 0 | 0 | 0 | 216 | 216 | 180 | 0 | 0 | 0 | 180 | 35 | 1 | 216 | 0 | |
| GIPUZKOA | 43 | 507 | 0 | 0 | 0 | 507 | 550 | 389 | 0 | 0 | 0 | 389 | 79 | 37 | 505 | 45 | |
| BIZKAIA | 97 | 897 | 0 | 9 | 1 | 907 | 1.004 | 544 | 0 | 7 | 0 | 551 | 278 | 24 | 853 | 151 | |
| LA RIOJA | 54 | 290 | 0 | 0 | 0 | 290 | 344 | 226 | 0 | 0 | 0 | 226 | 61 | 17 | 304 | 40 | |
| CEUTA | 33 | 188 | 0 | 0 | 0 | 188 | 221 | 152 | 0 | 0 | 0 | 152 | 20 | 19 | 191 | 30 | |
| MELILLA | 83 | 191 | 0 | 0 | 0 | 191 | 274 | 107 | 0 | 0 | 0 | 107 | 61 | 4 | 172 | 102 | |

| | | | | | | | | | | | | | | | | |
|-------------------------|---------------|---------------|-----------|-----------|------------|---------------|---------------|---------------|-----------|-----------|------------|---------------|---------------|--------------|---------------|---------------|
| TOTAL ESTADO (*) | 26.270 | 49.160 | 13 | 39 | 208 | 49.420 | 75.690 | 29.647 | 15 | 38 | 198 | 29.898 | 15.785 | 6.528 | 52.211 | 23.479 |
|-------------------------|---------------|---------------|-----------|-----------|------------|---------------|---------------|---------------|-----------|-----------|------------|---------------|---------------|--------------|---------------|---------------|

*Por motivos informáticos, este mes no se dispone de los datos de Catalunya

PENSIONES NO CONTRIBUTIVAS DE JUBILACIÓN E INCAPACIDAD

CAUSAS DE DENEGACIÓN ACUMULADAS CORRESPONDIENTES AL AÑO 2025 HASTA SEPTIEMBRE

| CC.AA. Y/O PROVINCIAS | EDAD | RESIDENCIA | RECURSOS | | GRADO | PRESTACIÓN | SOLICITAR | SIN | TOTAL CAUSAS DE DENEGACIÓN |
|-----------------------------|------------|------------|------------|--------------|------------------------------|--------------|-----------------------|-----------|----------------------------------|
| | | LEGAL | ECONÓMICOS | | DISCAPACIDAD ENF. CRÓNICA | INCOMPATIBLE | SIN PASAR DOS AÑOS | DESGLASAR | |
| | | | PERSONALES | U.E.C. | | | | | |
| ANDALUCÍA | 261 | 610 | 704 | 1.355 | 421 | 73 | 3 | 0 | 3.427 |
| ALMERÍA | 28 | 44 | 41 | 112 | 15 | 4 | 0 | 0 | 244 |
| CÁDIZ | 49 | 75 | 122 | 171 | 41 | 16 | 0 | 0 | 474 |
| CÓRDOBA | 28 | 46 | 43 | 88 | 49 | 4 | 0 | 0 | 258 |
| GRANADA | 19 | 80 | 102 | 123 | 54 | 3 | 0 | 0 | 381 |
| HUELVA | 22 | 13 | 30 | 90 | 36 | 8 | 0 | 0 | 199 |
| JAÉN | 4 | 14 | 45 | 80 | 20 | 2 | 1 | 0 | 166 |
| MÁLAGA | 82 | 293 | 170 | 403 | 37 | 25 | 0 | 0 | 1.010 |
| SEVILLA | 29 | 45 | 151 | 288 | 169 | 11 | 2 | 0 | 695 |
| ARAGÓN | 24 | 52 | 119 | 274 | 13 | 10 | 1 | 0 | 493 |
| HUESCA | 6 | 2 | 8 | 36 | 3 | 1 | 1 | 0 | 57 |
| TERUEL | 1 | 1 | 3 | 12 | 0 | 0 | 0 | 0 | 17 |
| ZARAGOZA | 17 | 49 | 108 | 226 | 10 | 9 | 0 | 0 | 419 |
| ASTURIAS | 4 | 21 | 92 | 146 | 35 | 5 | 0 | 0 | 303 |
| ILLES BALEARS | 20 | 68 | 57 | 94 | 6 | 5 | 0 | 0 | 250 |
| CANARIAS | 98 | 304 | 413 | 323 | 121 | 16 | 0 | 0 | 1.275 |
| LAS PALMAS | 50 | 96 | 172 | 172 | 62 | 7 | 0 | 0 | 559 |
| S.C. TENERIFE | 48 | 208 | 241 | 151 | 59 | 9 | 0 | 0 | 716 |
| CANTABRIA | 16 | 8 | 34 | 79 | 27 | 1 | 0 | 0 | 165 |
| CASTILLA Y LEÓN | 44 | 64 | 143 | 300 | 44 | 5 | 0 | 0 | 600 |
| ÁVILA | 5 | 5 | 23 | 27 | 1 | 0 | 0 | 0 | 61 |
| BURGOS | 3 | 18 | 18 | 43 | 13 | 3 | 0 | 0 | 98 |
| LEÓN | 3 | 17 | 23 | 35 | 3 | 0 | 0 | 0 | 81 |
| PALENCIA | 0 | 4 | 11 | 6 | 4 | 0 | 0 | 0 | 25 |
| SALAMANCA | 19 | 7 | 27 | 80 | 9 | 1 | 0 | 0 | 143 |
| SEGOVIA | 3 | 5 | 1 | 24 | 1 | 0 | 0 | 0 | 34 |
| SORIA | 1 | 1 | 6 | 0 | 0 | 1 | 0 | 0 | 9 |
| VALLADOLID | 7 | 2 | 17 | 56 | 6 | 0 | 0 | 0 | 88 |
| ZAMORA | 3 | 5 | 17 | 29 | 7 | 0 | 0 | 0 | 61 |
| CASTILLA-LA MANCHA | 17 | 113 | 141 | 542 | 33 | 7 | 0 | 0 | 853 |
| ALBACETE | 5 | 25 | 27 | 76 | 7 | 3 | 0 | 0 | 143 |
| CIUDAD REAL | 10 | 25 | 35 | 106 | 5 | 1 | 0 | 0 | 182 |
| CUENCA | 2 | 14 | 16 | 73 | 8 | 2 | 0 | 0 | 115 |
| GUADALAJARA | 0 | 18 | 11 | 25 | 2 | 0 | 0 | 0 | 56 |
| TOLEDO | 0 | 31 | 52 | 262 | 11 | 1 | 0 | 0 | 357 |

(Continúa al dorso)

| CC.AA. Y/O PROVINCIAS | EDAD | RESIDENCIA LEGAL | RECURSOS ECONÓMICOS | | GRADO DISCAPACIDAD ENF. CRÓNICA | PRESTACIÓN INCOMPATIBLE | SOLICITAR SIN PASAR DOS AÑOS | SIN DESGLASAR | TOTAL CAUSAS DE DENEGACIÓN |
|-----------------------------|------------|---------------------|------------------------|--------------|---------------------------------------|----------------------------|------------------------------------|------------------|----------------------------------|
| | | | PERSONALES | U.E.C. | | | | | |
| | | | CATALUNYA* | 56 | | | | | |
| BARCELONA | 42 | 330 | 610 | 427 | 103 | 118 | 0 | 0 | 1.630 |
| GIRONA | 4 | 41 | 127 | 49 | 5 | 16 | 0 | 0 | 242 |
| LLEIDA | 2 | 27 | 59 | 27 | 10 | 3 | 0 | 0 | 128 |
| TARRAGONA | 8 | 51 | 133 | 70 | 3 | 26 | 0 | 0 | 291 |
| COMUNIDAD VALENCIANA | 59 | 309 | 378 | 785 | 85 | 28 | 0 | 0 | 1.644 |
| ALICANTE | 12 | 158 | 174 | 285 | 48 | 10 | 0 | 0 | 687 |
| CASTELLÓN | 7 | 19 | 53 | 82 | 6 | 3 | 0 | 0 | 170 |
| VALENCIA | 40 | 132 | 151 | 418 | 31 | 15 | 0 | 0 | 787 |
| EXTREMADURA | 25 | 28 | 48 | 192 | 17 | 4 | 0 | 0 | 314 |
| BADAJOS | 16 | 20 | 28 | 113 | 13 | 2 | 0 | 0 | 192 |
| CÁCERES | 9 | 8 | 20 | 79 | 4 | 2 | 0 | 0 | 122 |
| GALICIA | 56 | 58 | 206 | 507 | 248 | 4 | 0 | 0 | 1.079 |
| A CORUÑA | 0 | 15 | 133 | 293 | 72 | 0 | 0 | 0 | 513 |
| LUGO | 28 | 5 | 10 | 41 | 26 | 3 | 0 | 0 | 113 |
| OURENSE | 22 | 31 | 23 | 36 | 32 | 1 | 0 | 0 | 145 |
| PONTEVEDRA | 6 | 7 | 40 | 137 | 118 | 0 | 0 | 0 | 308 |
| MADRID | 205 | 369 | 570 | 719 | 32 | 0 | 0 | 0 | 1.895 |
| MURCIA | 45 | 77 | 97 | 189 | 104 | 8 | 0 | 0 | 520 |
| NAVARRA | 1 | 47 | 54 | 36 | 4 | 0 | 0 | 0 | 142 |
| PAÍS VASCO | 2 | 90 | 90 | 162 | 18 | 30 | 0 | 0 | 392 |
| ARABA/ÁLAVA | 0 | 11 | 24 | 0 | 0 | 0 | 0 | 0 | 35 |
| GIPUZKOA | 0 | 18 | 21 | 39 | 1 | 0 | 0 | 0 | 79 |
| BIZKAIA | 2 | 61 | 45 | 123 | 17 | 30 | 0 | 0 | 278 |
| LA RIOJA | 4 | 22 | 17 | 16 | 2 | 0 | 0 | 0 | 61 |
| CEUTA | 4 | 3 | 2 | 10 | 1 | 0 | 0 | 0 | 20 |
| MELILLA | 2 | 15 | 6 | 4 | 34 | 0 | 0 | 0 | 61 |
| TOTAL ESTADO | 943 | 2.707 | 4.100 | 6.306 | 1.366 | 359 | 4 | 0 | 15.785 |

*Por motivos informáticos, este mes no se dispone de los datos de Catalunya

5. PNC de jubilación e incapacidad: coeficientes de la gestión mensual



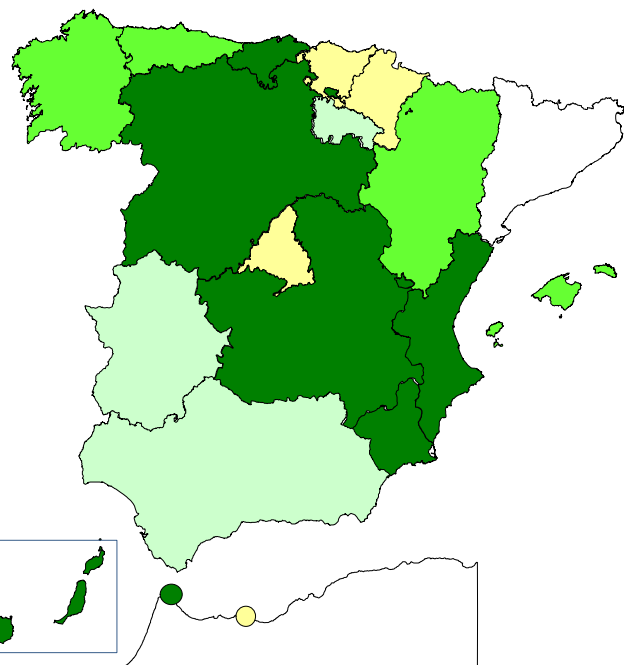
PENSIONES NO CONTRIBUTIVAS DE LA SEGURIDAD SOCIAL DE JUBILACIÓN E INCAPACIDAD

DISTRIBUCIÓN TERRITORIAL DEL COEFICIENTE DE COBERTURA. SITUACIÓN EN SEPTIEMBRE DE 2025

PNC DE JUBILACIÓN

ÁMBITO GEOGRÁFICO

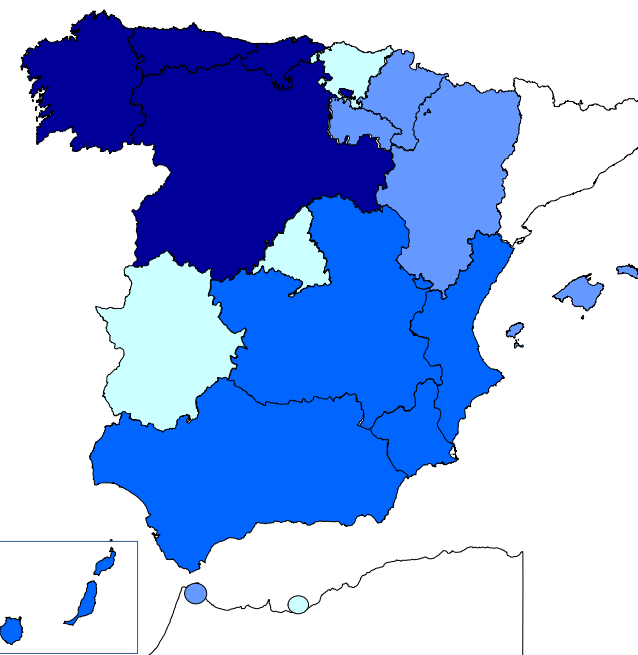
PNC DE INCAPACIDAD



| |
|---------|
| 88,82% |
| 102,00% |
| 111,11% |
| 104,17% |
| 151,49% |
| 154,05% |
| 143,14% |
| 120,10% |
| - |
| 127,55% |
| 84,88% |
| 109,50% |
| 78,48% |
| 187,30% |
| 100,00% |
| 74,83% |
| 93,33% |

| |
|--------------------|
| ANDALUCÍA |
| ARAGÓN |
| ASTURIAS |
| ILLES BALEARS |
| CANARIAS |
| CANTABRIA |
| CASTILLA Y LEÓN |
| CASTILLA-LA MANCHA |
| CATALUNYA* |
| C. VALENCIANA |
| EXTREMADURA |
| GALICIA |
| MADRID |
| MURCIA |
| NAVARRA |
| PAÍS VASCO |
| LA RIOJA |

| |
|---------|
| 110,34% |
| 90,63% |
| 130,56% |
| 108,70% |
| 115,38% |
| 125,00% |
| 150,00% |
| 113,79% |
| - |
| 110,96% |
| 70,37% |
| 125,64% |
| 68,64% |
| 113,58% |
| 100,00% |
| 55,32% |
| 80,00% |



< 80% De 80 a 100% De 101 a 120% > 120%

| |
|---------|
| 141,67% |
| 25,00% |

| |
|---------|
| CEUTA |
| MELILLA |

| |
|---------|
| 100,00% |
| 50,00% |

107,04%

TOTAL ESTADO

105,20%

< 80% De 80 a 100% De 101 a 120% > 120%

Coefficiente de cobertura: Determina la relación existente entre el volumen de expedientes resueltos e iniciados durante el mes.

*Por motivos informáticos, este mes no se dispone de los datos de Catalunya

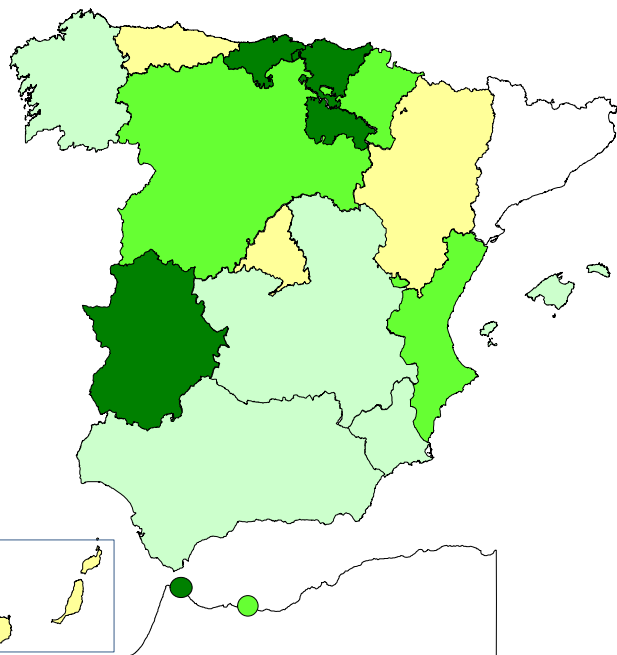
PENSIONES NO CONTRIBUTIVAS DE LA SEGURIDAD SOCIAL DE JUBILACIÓN E INCAPACIDAD

DISTRIBUCIÓN TERRITORIAL DEL COEFICIENTE DE RECONOCIMIENTO. SITUACIÓN EN SEPTIEMBRE DE 2025

PNC DE JUBILACIÓN

ÁMBITO GEOGRÁFICO

PNC DE INCAPACIDAD



■ < 50%
 ■ De 50 a 60%
 ■ De 61 a 70%
 ■ > 70%

57,54%

45,10%

45,56%

57,33%

49,26%

75,44%

69,86%

58,96%

-

63,16%

89,04%

57,85%

35,83%

59,32%

65,31%

70,91%

71,43%

64,71%

66,67%

57,88%

ANDALUCÍA

ARAGÓN

ASTURIAS

ILLES BALEARS

CANARIAS

CANTABRIA

CASTILLA Y LEÓN

CASTILLA-LA MANCHA

CATALUNYA*

C. VALENCIANA

EXTREMADURA

GALICIA

MADRID

MURCIA

NAVARRA

PAÍS VASCO

LA RIOJA

CEUTA

MELILLA

TOTAL ESTADO

50,94%

48,28%

63,83%

56,00%

47,62%

64,00%

55,56%

75,76%

-

53,70%

94,74%

52,38%

51,72%

48,91%

77,78%

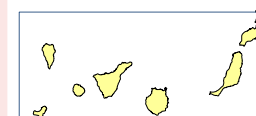
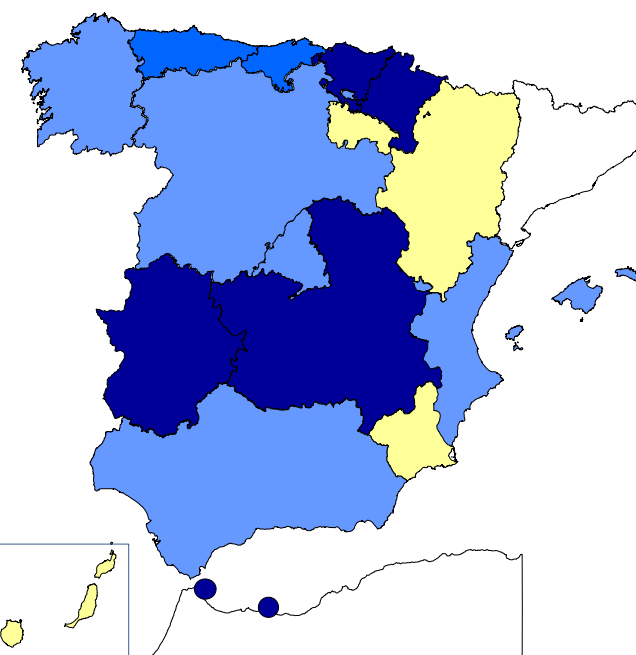
76,92%

25,00%

100,00%

100,00%

55,62%



■ < 50%
 ■ De 50 a 60%
 ■ De 61 a 70%
 ■ > 70%

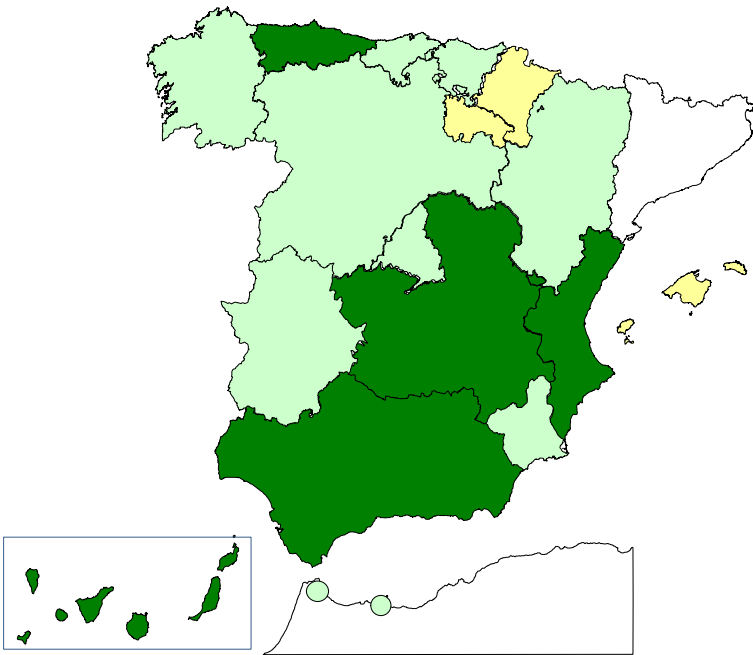
Coeficiente de reconocimiento del derecho a PNC: Establecido a partir del cociente entre los expedientes aprobados y los resueltos en el mes.

*Por motivos informáticos, este mes no se dispone de los datos de Catalunya

PENSIONES NO CONTRIBUTIVAS DE LA SEGURIDAD SOCIAL DE JUBILACIÓN E INCAPACIDAD

DISTRIBUCIÓN TERRITORIAL DEL COEFICIENTE DE GESTIÓN EN DÍAS. SITUACIÓN EN SEPTIEMBRE DE 2025

PNC DE JUBILACIÓN

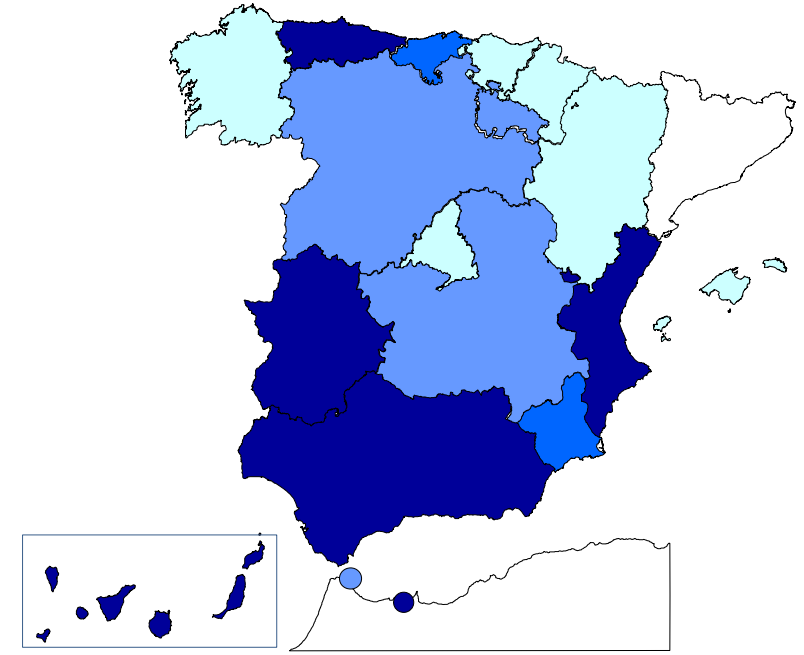


< 30 De 30 a 60 De 61 a 90 > 90

ÁMBITO GEOGRÁFICO

| | | |
|-----|--------------------|-----|
| 195 | ANDALUCÍA | 270 |
| 35 | ARAGÓN | 53 |
| 224 | ASTURIAS | 293 |
| 22 | ILLES BALEARS | 14 |
| 255 | CANARIAS | 462 |
| 40 | CANTABRIA | 117 |
| 59 | CASTILLA Y LEÓN | 83 |
| 93 | CASTILLA-LA MANCHA | 84 |
| - | CATALUNYA* | - |
| 140 | C. VALENCIANA | 130 |
| 34 | EXTREMADURA | 194 |
| 45 | GALICIA | 55 |
| 57 | MADRID | 52 |
| 42 | MURCIA | 95 |
| 1 | NAVARRA | 3 |
| 31 | PAÍS VASCO | 38 |
| 30 | LA RIOJA | 62 |
| 38 | CEUTA | 61 |
| 56 | MELILLA | 277 |
| 111 | TOTAL ESTADO | 173 |

PNC DE INCAPACIDAD



< 60 De 60 a 90 De 91 a 120 > 120

Coefficiente de gestión: Coeficiente expresado en días; su valor indica a cuántos días de entrada media de expedientes equivale el número de los que se encuentran en gestión al finalizar el mes.

*Por motivos informáticos, este mes no se dispone de los datos de Catalunya

6. Reclamaciones previas: datos de la gestión mensual y anual



PENSIONES NO CONTRIBUTIVAS DE LA SEGURIDAD SOCIAL : JUBILACIÓN E INCAPACIDAD

RECLAMACIÓN PREVIA A LA VÍA JURISDICCIONAL SOCIAL: DATOS DEL MES DE SEPTIEMBRE DE 2025

| CC.AA. Y/O PROVINCIAS | JUBILACIÓN | | | | | | INCAPACIDAD | | | | | | TOTAL : JUBILACION MAS INCAPACIDAD | | | | | |
|-----------------------------|-----------------|-------------------|-----------------|-----------|-----------|--------------------|-----------------|-------------------|-----------------|-----------|-----------|--------------------|------------------------------------|-------------------|-----------------|-----------|-----------|--------------------|
| | PENDTE. ANT. | RECLAM. PRSEN. | RES U E L T A S | | | RECLAM. PENDTE. | PENDTE. ANT. | RECLAM. PRSEN. | RES U E L T A S | | | RECLAM. PENDTE. | PENDTE. ANT. | RECLAM. PRSEN. | RES U E L T A S | | | RECLAM. PENDTE. |
| | | | ESTIM. | DESEST. | TOTAL | | | | ESTIM. | DESEST. | TOTAL | | | | ESTIM. | DESEST. | TOTAL | |
| ANDALUCÍA | 265 | 57 | 2 | 33 | 35 | 287 | 153 | 18 | 2 | 13 | 15 | 156 | 418 | 75 | 4 | 46 | 50 | 443 |
| ALMERÍA | 11 | 3 | 0 | 1 | 1 | 13 | 4 | 0 | 2 | 0 | 2 | 2 | 15 | 3 | 2 | 1 | 3 | 15 |
| CÁDIZ | 17 | 12 | 1 | 11 | 12 | 17 | 9 | 4 | 0 | 4 | 4 | 9 | 26 | 16 | 1 | 15 | 16 | 26 |
| CÓRDOBA | 3 | 5 | 0 | 3 | 3 | 5 | 2 | 7 | 0 | 1 | 1 | 8 | 5 | 12 | 0 | 4 | 4 | 13 |
| GRANADA | 5 | 4 | 1 | 3 | 4 | 5 | 7 | 1 | 0 | 1 | 1 | 7 | 12 | 5 | 1 | 4 | 5 | 12 |
| HUELVA | 0 | 2 | 0 | 2 | 2 | 0 | 4 | 0 | 0 | 2 | 2 | 2 | 4 | 2 | 0 | 4 | 4 | 2 |
| JAÉN | 2 | 0 | 0 | 0 | 0 | 2 | 4 | 0 | 0 | 0 | 0 | 4 | 6 | 0 | 0 | 0 | 0 | 6 |
| MÁLAGA | 160 | 31 | 0 | 13 | 13 | 178 | 61 | 6 | 0 | 5 | 5 | 62 | 221 | 37 | 0 | 18 | 18 | 240 |
| SEVILLA | 67 | 0 | 0 | 0 | 0 | 67 | 62 | 0 | 0 | 0 | 0 | 62 | 129 | 0 | 0 | 0 | 0 | 129 |
| ARAGÓN | 14 | 7 | 8 | 4 | 12 | 9 | 3 | 2 | 1 | 1 | 2 | 3 | 17 | 9 | 9 | 5 | 14 | 12 |
| HUESCA | 0 | 1 | 0 | 1 | 1 | 0 | 0 | 0 | 0 | 0 | 0 | 0 | 0 | 1 | 0 | 1 | 1 | 0 |
| TERUEL | 0 | 0 | 0 | 0 | 0 | 0 | 1 | 0 | 0 | 0 | 0 | 1 | 1 | 0 | 0 | 0 | 0 | 1 |
| ZARAGOZA | 14 | 6 | 8 | 3 | 11 | 9 | 2 | 2 | 1 | 1 | 2 | 2 | 16 | 8 | 9 | 4 | 13 | 11 |
| ASTURIAS | 3 | 3 | 0 | 5 | 5 | 1 | 3 | 2 | 0 | 2 | 2 | 3 | 6 | 5 | 0 | 7 | 7 | 4 |
| ILLES BALEARS | 23 | 7 | 0 | 17 | 17 | 13 | 7 | 3 | 2 | 0 | 2 | 8 | 30 | 10 | 2 | 17 | 19 | 21 |
| CANARIAS (*) | 56 | 18 | 7 | 12 | 19 | 55 | 107 | 17 | 4 | 7 | 11 | 113 | 163 | 35 | 11 | 19 | 30 | 168 |
| LAS PALMAS | 27 | 17 | 6 | 11 | 17 | 27 | 56 | 13 | 3 | 5 | 8 | 61 | 83 | 30 | 9 | 16 | 25 | 88 |
| S.C. TENERIFE | 29 | 1 | 1 | 1 | 2 | 28 | 51 | 4 | 1 | 2 | 3 | 52 | 80 | 5 | 2 | 3 | 5 | 80 |
| CANTABRIA | 71 | 3 | 3 | 12 | 15 | 59 | 49 | 0 | 0 | 8 | 8 | 41 | 120 | 3 | 3 | 20 | 23 | 100 |
| CASTILLA Y LEÓN | 20 | 4 | 0 | 5 | 5 | 19 | 25 | 4 | 1 | 4 | 5 | 24 | 45 | 8 | 1 | 9 | 10 | 43 |
| ÁVILA | 0 | 0 | 0 | 0 | 0 | 0 | 5 | 0 | 0 | 0 | 0 | 5 | 5 | 0 | 0 | 0 | 0 | 5 |
| BURGOS | 3 | 0 | 0 | 0 | 0 | 3 | 1 | 1 | 0 | 0 | 0 | 2 | 4 | 1 | 0 | 0 | 0 | 5 |
| LEÓN | 5 | 0 | 0 | 1 | 1 | 4 | 8 | 0 | 0 | 1 | 1 | 7 | 13 | 0 | 0 | 2 | 2 | 11 |
| PALENCIA | 0 | 1 | 0 | 0 | 0 | 1 | 0 | 0 | 0 | 0 | 0 | 0 | 0 | 1 | 0 | 0 | 0 | 1 |
| SALAMANCA | 6 | 1 | 0 | 3 | 3 | 4 | 4 | 0 | 0 | 2 | 2 | 2 | 10 | 1 | 0 | 5 | 5 | 6 |
| SEGOVIA | 3 | 1 | 0 | 1 | 1 | 3 | 1 | 1 | 0 | 1 | 1 | 1 | 4 | 2 | 0 | 2 | 2 | 4 |
| SORIA | 0 | 0 | 0 | 0 | 0 | 0 | 0 | 0 | 0 | 0 | 0 | 0 | 0 | 0 | 0 | 0 | 0 | 0 |
| VALLADOLID | 3 | 1 | 0 | 0 | 0 | 4 | 4 | 2 | 1 | 0 | 1 | 5 | 7 | 3 | 1 | 0 | 1 | 9 |
| ZAMORA | 0 | 0 | 0 | 0 | 0 | 0 | 2 | 0 | 0 | 0 | 0 | 2 | 2 | 0 | 0 | 0 | 0 | 2 |
| CASTILLA-LA MANCHA | 19 | 20 | 5 | 17 | 22 | 17 | 16 | 16 | 5 | 13 | 18 | 14 | 35 | 36 | 10 | 30 | 40 | 31 |
| ALBACETE | 1 | 1 | 0 | 1 | 1 | 1 | 3 | 2 | 2 | 2 | 4 | 1 | 4 | 3 | 2 | 3 | 5 | 2 |
| CIUDAD REAL | 2 | 6 | 0 | 4 | 4 | 4 | 8 | 9 | 1 | 7 | 8 | 9 | 10 | 15 | 1 | 11 | 12 | 13 |
| CUENCA | 1 | 2 | 1 | 0 | 1 | 2 | 0 | 1 | 0 | 1 | 1 | 0 | 1 | 3 | 1 | 1 | 2 | 2 |
| GUADALAJARA | 5 | 0 | 0 | 4 | 4 | 1 | 3 | 1 | 0 | 2 | 2 | 2 | 8 | 1 | 0 | 6 | 6 | 3 |
| TOLEDO | 10 | 11 | 4 | 8 | 12 | 9 | 2 | 3 | 2 | 1 | 3 | 2 | 12 | 14 | 6 | 9 | 15 | 11 |

(Continúa al dorso)

| CC.AA. Y/O PROVINCIAS | JUBILACIÓN | | | | | | INCAPACIDAD | | | | | | TOTAL : JUBILACION MAS INCAPACIDAD | | | | | | |
|-----------------------------|-----------------|-------------------|-----------|-----------|-----------|--------------------|-----------------|-------------------|-----------|-----------|-----------|--------------------|------------------------------------|-------------------|-----------|-----------|-----------|--------------------|------------|
| | PENDTE. ANT. | RECLAM. PRSEN. | RESUELTAS | | | RECLAM. PENDTE. | PENDTE. ANT. | RECLAM. PRSEN. | RESUELTAS | | | RECLAM. PENDTE. | PENDTE. ANT. | RECLAM. PRSEN. | RESUELTAS | | | RECLAM. PENDTE. | |
| | | | ESTIM. | DESEST. | TOTAL | | | | ESTIM. | DESEST. | TOTAL | | | | ESTIM. | DESEST. | TOTAL | | |
| CATALUNYA* | 168 | 0 | 0 | 0 | 0 | 168 | 121 | 0 | 0 | 0 | 0 | 121 | 289 | 0 | 0 | 0 | 0 | 0 | 289 |
| BARCELONA | 112 | 0 | 0 | 0 | 0 | 112 | 87 | 0 | 0 | 0 | 0 | 87 | 199 | 0 | 0 | 0 | 0 | 0 | 199 |
| GIRONA | 18 | 0 | 0 | 0 | 0 | 18 | 13 | 0 | 0 | 0 | 0 | 13 | 31 | 0 | 0 | 0 | 0 | 0 | 31 |
| LLEIDA | 11 | 0 | 0 | 0 | 0 | 11 | 5 | 0 | 0 | 0 | 0 | 5 | 16 | 0 | 0 | 0 | 0 | 0 | 16 |
| TARRAGONA | 27 | 0 | 0 | 0 | 0 | 27 | 16 | 0 | 0 | 0 | 0 | 16 | 43 | 0 | 0 | 0 | 0 | 0 | 43 |
| COMUNIDAD VALENCIANA | 80 | 78 | 9 | 30 | 39 | 119 | 41 | 27 | 3 | 16 | 19 | 49 | 121 | 105 | 12 | 46 | 58 | 168 | |
| ALICANTE | 75 | 44 | 5 | 21 | 26 | 93 | 20 | 14 | 3 | 5 | 8 | 26 | 95 | 58 | 8 | 26 | 34 | 119 | |
| CASTELLÓN | 0 | 3 | 1 | 2 | 3 | 0 | 0 | 3 | 0 | 3 | 3 | 0 | 0 | 6 | 1 | 5 | 6 | 0 | |
| VALENCIA | 5 | 31 | 3 | 7 | 10 | 26 | 21 | 10 | 0 | 8 | 8 | 23 | 26 | 41 | 3 | 15 | 18 | 49 | |
| EXTREMADURA | 13 | 5 | 4 | 8 | 12 | 6 | 9 | 4 | 3 | 4 | 7 | 6 | 22 | 9 | 7 | 12 | 19 | 12 | |
| BADAJOS | 8 | 3 | 3 | 4 | 7 | 4 | 8 | 3 | 2 | 3 | 5 | 6 | 16 | 6 | 5 | 7 | 12 | 10 | |
| CÁCERES | 5 | 2 | 1 | 4 | 5 | 2 | 1 | 1 | 1 | 1 | 2 | 0 | 6 | 3 | 2 | 5 | 7 | 2 | |
| GALICIA | 9 | 7 | 2 | 4 | 6 | 10 | 12 | 11 | 3 | 10 | 13 | 10 | 21 | 18 | 5 | 14 | 19 | 20 | |
| A CORUÑA | 6 | 2 | 1 | 1 | 2 | 6 | 8 | 7 | 2 | 5 | 7 | 8 | 14 | 9 | 3 | 6 | 9 | 14 | |
| LUGO | 3 | 1 | 0 | 0 | 0 | 4 | 4 | 0 | 0 | 2 | 2 | 2 | 7 | 1 | 0 | 2 | 2 | 6 | |
| OURENSE | 0 | 3 | 1 | 2 | 3 | 0 | 0 | 3 | 0 | 3 | 3 | 0 | 0 | 6 | 1 | 5 | 6 | 0 | |
| PONTEVEDRA | 0 | 1 | 0 | 1 | 1 | 0 | 0 | 1 | 1 | 0 | 1 | 0 | 0 | 2 | 1 | 1 | 2 | 0 | |
| MADRID | 16 | 47 | 10 | 34 | 44 | 19 | 6 | 27 | 17 | 14 | 31 | 2 | 22 | 74 | 27 | 48 | 75 | 21 | |
| MURCIA | 8 | 6 | 2 | 4 | 6 | 8 | 14 | 6 | 3 | 4 | 7 | 13 | 22 | 12 | 5 | 8 | 13 | 21 | |
| NAVARRA | 10 | 3 | 0 | 0 | 0 | 13 | 0 | 1 | 1 | 0 | 1 | 0 | 10 | 4 | 1 | 0 | 1 | 13 | |
| PAÍS VASCO | 2 | 4 | 0 | 5 | 5 | 1 | 1 | 2 | 0 | 2 | 2 | 1 | 3 | 6 | 0 | 7 | 7 | 2 | |
| ARABA/ÁLAVA | 0 | 0 | 0 | 0 | 0 | 0 | 0 | 0 | 0 | 0 | 0 | 0 | 0 | 0 | 0 | 0 | 0 | 0 | |
| GIPUZKOA (1) | 0 | 0 | 0 | 0 | 0 | 0 | 0 | 0 | 0 | 0 | 0 | 0 | 0 | 0 | 0 | 0 | 0 | 0 | |
| BIZKAIA | 2 | 4 | 0 | 5 | 5 | 1 | 1 | 2 | 0 | 2 | 2 | 1 | 3 | 6 | 0 | 7 | 7 | 2 | |
| LA RIOJA | 0 | 3 | 0 | 2 | 2 | 1 | 0 | 0 | 0 | 0 | 0 | 0 | 0 | 3 | 0 | 2 | 2 | 1 | |
| CEUTA | 0 | 0 | 0 | 0 | 0 | 0 | 0 | 2 | 0 | 2 | 2 | 0 | 0 | 2 | 0 | 2 | 2 | 0 | |
| MELILLA | 0 | 1 | 0 | 1 | 1 | 0 | 0 | 13 | 12 | 1 | 13 | 0 | 0 | 14 | 12 | 2 | 14 | 0 | |

| | | | | | | | | | | | | | | | | | | |
|---------------------|------------|------------|-----------|------------|------------|------------|------------|------------|-----------|------------|------------|------------|--------------|------------|------------|------------|------------|--------------|
| TOTAL ESTADO | 777 | 273 | 52 | 193 | 245 | 805 | 567 | 155 | 57 | 101 | 158 | 564 | 1.344 | 428 | 109 | 294 | 403 | 1.369 |
|---------------------|------------|------------|-----------|------------|------------|------------|------------|------------|-----------|------------|------------|------------|--------------|------------|------------|------------|------------|--------------|

(1) Datos no facilitados.

*Por motivos informáticos, este mes no se dispone de los datos de Catalunya

PENSIONES NO CONTRIBUTIVAS DE LA SEGURIDAD SOCIAL : JUBILACIÓN E INCAPACIDAD

RECLAMACIÓN PREVIA A LA VÍA JURISDICCIONAL SOCIAL: DATOS ACUMULADOS DEL AÑO 2025 HASTA SEPTIEMBRE

| CC.AA. Y/O PROVINCIAS | JUBILACIÓN | | | | | | INCAPACIDAD | | | | | | TOTAL: JUBILACIÓN MAS INCAPACIDAD | | | | | |
|-----------------------------|-----------------|-------------------|-----------|------------|------------|--------------------|-----------------|-------------------|-----------|------------|------------|--------------------|-----------------------------------|-------------------|------------|------------|------------|--------------------|
| | PENDTE. ANT. | RECLAM. PRSEN. | RESUELTAS | | | RECLAM. PENDTE. | PENDTE. ANT. | RECLAM. PRSEN. | RESUELTAS | | | RECLAM. PENDTE. | PENDTE. ANT. | RECLAM. PRSEN. | RESUELTAS | | | RECLAM. PENDTE. |
| | | | ESTIM. | DESEST. | TOTAL | | | | ESTIM. | DESEST. | TOTAL | | | | ESTIM. | DESEST. | TOTAL | |
| ANDALUCÍA | 170 | 556 | 81 | 358 | 439 | 287 | 145 | 254 | 44 | 199 | 243 | 156 | 315 | 810 | 125 | 557 | 682 | 443 |
| ALMERÍA | 6 | 31 | 4 | 20 | 24 | 13 | 0 | 8 | 3 | 3 | 6 | 2 | 6 | 39 | 7 | 23 | 30 | 15 |
| CÁDIZ | 1 | 66 | 10 | 40 | 50 | 17 | 3 | 24 | 1 | 17 | 18 | 9 | 4 | 90 | 11 | 57 | 68 | 26 |
| CÓRDOBA | 3 | 28 | 8 | 18 | 26 | 5 | 9 | 25 | 1 | 25 | 26 | 8 | 12 | 53 | 9 | 43 | 52 | 13 |
| GRANADA | 1 | 43 | 7 | 32 | 39 | 5 | 11 | 24 | 5 | 23 | 28 | 7 | 12 | 67 | 12 | 55 | 67 | 12 |
| HUELVA | 1 | 13 | 3 | 11 | 14 | 0 | 1 | 9 | 3 | 5 | 8 | 2 | 2 | 22 | 6 | 16 | 22 | 2 |
| JAÉN | 11 | 5 | 6 | 8 | 14 | 2 | 4 | 6 | 2 | 4 | 6 | 4 | 15 | 11 | 8 | 12 | 20 | 6 |
| MÁLAGA | 50 | 272 | 22 | 122 | 144 | 178 | 36 | 105 | 14 | 65 | 79 | 62 | 86 | 377 | 36 | 187 | 223 | 240 |
| SEVILLA | 97 | 98 | 21 | 107 | 128 | 67 | 81 | 53 | 15 | 57 | 72 | 62 | 178 | 151 | 36 | 164 | 200 | 129 |
| ARAGÓN | 2 | 106 | 36 | 63 | 99 | 9 | 3 | 23 | 11 | 12 | 23 | 3 | 5 | 129 | 47 | 75 | 122 | 12 |
| HUESCA | 0 | 2 | 0 | 2 | 2 | 0 | 0 | 1 | 1 | 0 | 1 | 0 | 0 | 3 | 1 | 2 | 3 | 0 |
| TERUEL | 0 | 0 | 0 | 0 | 0 | 0 | 1 | 1 | 0 | 1 | 1 | 1 | 1 | 1 | 0 | 1 | 1 | 1 |
| ZARAGOZA | 2 | 104 | 36 | 61 | 97 | 9 | 2 | 21 | 10 | 11 | 21 | 2 | 4 | 125 | 46 | 72 | 118 | 11 |
| ASTURIAS | 8 | 16 | 7 | 16 | 23 | 1 | 5 | 16 | 9 | 9 | 18 | 3 | 13 | 32 | 16 | 25 | 41 | 4 |
| ILLES BALEARS | 66 | 78 | 21 | 110 | 131 | 13 | 26 | 25 | 7 | 36 | 43 | 8 | 92 | 103 | 28 | 146 | 174 | 21 |
| CANARIAS (*) | 64 | 215 | 49 | 175 | 224 | 55 | 88 | 127 | 21 | 81 | 102 | 113 | 152 | 342 | 70 | 256 | 326 | 168 |
| LAS PALMAS | 18 | 118 | 41 | 68 | 109 | 27 | 32 | 82 | 14 | 39 | 53 | 61 | 50 | 200 | 55 | 107 | 162 | 88 |
| S.C. TENERIFE | 46 | 97 | 8 | 107 | 115 | 28 | 56 | 45 | 7 | 42 | 49 | 52 | 102 | 142 | 15 | 149 | 164 | 80 |
| CANTABRIA | 68 | 45 | 11 | 43 | 54 | 59 | 56 | 25 | 2 | 38 | 40 | 41 | 124 | 70 | 13 | 81 | 94 | 100 |
| CASTILLA Y LEÓN | 18 | 59 | 23 | 35 | 58 | 19 | 20 | 47 | 14 | 29 | 43 | 24 | 38 | 106 | 37 | 64 | 101 | 43 |
| ÁVILA | 0 | 2 | 1 | 1 | 2 | 0 | 0 | 7 | 1 | 1 | 2 | 5 | 0 | 9 | 2 | 2 | 4 | 5 |
| BURGOS | 2 | 11 | 4 | 6 | 10 | 3 | 1 | 5 | 2 | 2 | 4 | 2 | 3 | 16 | 6 | 8 | 14 | 5 |
| LEÓN | 3 | 14 | 8 | 5 | 13 | 4 | 7 | 11 | 4 | 7 | 11 | 7 | 10 | 25 | 12 | 12 | 24 | 11 |
| PALENCIA | 1 | 3 | 0 | 3 | 3 | 1 | 0 | 2 | 0 | 2 | 2 | 0 | 1 | 5 | 0 | 5 | 5 | 1 |
| SALAMANCA | 9 | 9 | 6 | 8 | 14 | 4 | 7 | 9 | 4 | 10 | 14 | 2 | 16 | 18 | 10 | 18 | 28 | 6 |
| SEGOVIA | 2 | 9 | 0 | 8 | 8 | 3 | 0 | 4 | 0 | 3 | 3 | 1 | 2 | 13 | 0 | 11 | 11 | 4 |
| SORIA | 0 | 1 | 0 | 1 | 1 | 0 | 0 | 0 | 0 | 0 | 0 | 0 | 0 | 1 | 0 | 1 | 1 | 0 |
| VALLADOLID | 1 | 10 | 4 | 3 | 7 | 4 | 4 | 7 | 3 | 3 | 6 | 5 | 5 | 17 | 7 | 6 | 13 | 9 |
| ZAMORA | 0 | 0 | 0 | 0 | 0 | 0 | 1 | 2 | 0 | 1 | 1 | 2 | 1 | 2 | 0 | 1 | 1 | 2 |
| CASTILLA-LA MANCHA | 18 | 140 | 53 | 88 | 141 | 17 | 13 | 105 | 38 | 66 | 104 | 14 | 31 | 245 | 91 | 154 | 245 | 31 |
| ALBACETE | 2 | 23 | 9 | 15 | 24 | 1 | 3 | 19 | 6 | 15 | 21 | 1 | 5 | 42 | 15 | 30 | 45 | 2 |
| CIUDAD REAL | 8 | 21 | 8 | 17 | 25 | 4 | 8 | 19 | 4 | 14 | 18 | 9 | 16 | 40 | 12 | 31 | 43 | 13 |
| CUENCA | 1 | 20 | 11 | 8 | 19 | 2 | 0 | 19 | 7 | 12 | 19 | 0 | 1 | 39 | 18 | 20 | 38 | 2 |
| GUADALAJARA | 0 | 20 | 4 | 15 | 19 | 1 | 1 | 16 | 5 | 10 | 15 | 2 | 1 | 36 | 9 | 25 | 34 | 3 |
| TOLEDO | 7 | 56 | 21 | 33 | 54 | 9 | 1 | 32 | 16 | 15 | 31 | 2 | 8 | 88 | 37 | 48 | 85 | 11 |

(Continúa al dorso)

| CC.AA. Y/O PROVINCIAS | JUBILACIÓN | | | | | | INCAPACIDAD | | | | | | TOTAL: JUBILACIÓN MAS INCAPACIDAD | | | | | |
|-----------------------------|-----------------|-------------------|------------|------------|------------|--------------------|-----------------|-------------------|------------|------------|------------|--------------------|-----------------------------------|-------------------|------------|------------|--------------|--------------------|
| | PENDTE. ANT. | RECLAM. PRSEN. | RESUELTAS | | | RECLAM. PENDTE. | PENDTE. ANT. | RECLAM. PRSEN. | RESUELTAS | | | RECLAM. PENDTE. | PENDTE. ANT. | RECLAM. PRSEN. | RESUELTAS | | | RECLAM. PENDTE. |
| | | | ESTIM. | DESEST. | TOTAL | | | | ESTIM. | DESEST. | TOTAL | | | | ESTIM. | DESEST. | TOTAL | |
| CATALUNYA* | 521 | 564 | 464 | 453 | 917 | 168 | 150 | 367 | 226 | 170 | 396 | 121 | 671 | 931 | 690 | 623 | 1.313 | 289 |
| BARCELONA | 371 | 378 | 325 | 312 | 637 | 112 | 108 | 256 | 164 | 113 | 277 | 87 | 479 | 634 | 489 | 425 | 914 | 199 |
| GIRONA | 55 | 65 | 50 | 52 | 102 | 18 | 21 | 32 | 19 | 21 | 40 | 13 | 76 | 97 | 69 | 73 | 142 | 31 |
| LLEIDA | 22 | 32 | 23 | 20 | 43 | 11 | 6 | 20 | 15 | 6 | 21 | 5 | 28 | 52 | 38 | 26 | 64 | 16 |
| TARRAGONA | 73 | 89 | 66 | 69 | 135 | 27 | 15 | 59 | 28 | 30 | 58 | 16 | 88 | 148 | 94 | 99 | 193 | 43 |
| COMUNIDAD VALENCIANA | 141 | 332 | 77 | 277 | 354 | 119 | 40 | 138 | 39 | 90 | 129 | 49 | 181 | 470 | 116 | 367 | 483 | 168 |
| ALICANTE | 113 | 177 | 33 | 164 | 197 | 93 | 27 | 48 | 9 | 40 | 49 | 26 | 140 | 225 | 42 | 204 | 246 | 119 |
| CASTELLÓN | 0 | 23 | 5 | 18 | 23 | 0 | 0 | 16 | 6 | 10 | 16 | 0 | 0 | 39 | 11 | 28 | 39 | 0 |
| VALENCIA | 28 | 132 | 39 | 95 | 134 | 26 | 13 | 74 | 24 | 40 | 64 | 23 | 41 | 206 | 63 | 135 | 198 | 49 |
| EXTREMADURA | 7 | 67 | 32 | 36 | 68 | 6 | 7 | 46 | 15 | 32 | 47 | 6 | 14 | 113 | 47 | 68 | 115 | 12 |
| BADAJOS | 5 | 53 | 26 | 28 | 54 | 4 | 5 | 35 | 11 | 23 | 34 | 6 | 10 | 88 | 37 | 51 | 88 | 10 |
| CÁCERES | 2 | 14 | 6 | 8 | 14 | 2 | 2 | 11 | 4 | 9 | 13 | 0 | 4 | 25 | 10 | 17 | 27 | 2 |
| GALICIA | 8 | 113 | 50 | 61 | 111 | 10 | 10 | 81 | 29 | 52 | 81 | 10 | 18 | 194 | 79 | 113 | 192 | 20 |
| A CORUÑA | 5 | 45 | 19 | 25 | 44 | 6 | 5 | 37 | 15 | 19 | 34 | 8 | 10 | 82 | 34 | 44 | 78 | 14 |
| LUGO | 3 | 17 | 9 | 7 | 16 | 4 | 5 | 6 | 3 | 6 | 9 | 2 | 8 | 23 | 12 | 13 | 25 | 6 |
| OURENSE | 0 | 15 | 5 | 10 | 15 | 0 | 0 | 11 | 3 | 8 | 11 | 0 | 0 | 26 | 8 | 18 | 26 | 0 |
| PONTEVEDRA | 0 | 36 | 17 | 19 | 36 | 0 | 0 | 27 | 8 | 19 | 27 | 0 | 0 | 63 | 25 | 38 | 63 | 0 |
| MADRID | 52 | 484 | 154 | 363 | 517 | 19 | 15 | 220 | 73 | 160 | 233 | 2 | 67 | 704 | 227 | 523 | 750 | 21 |
| MURCIA | 9 | 59 | 14 | 46 | 60 | 8 | 7 | 58 | 21 | 31 | 52 | 13 | 16 | 117 | 35 | 77 | 112 | 21 |
| NAVARRA | 16 | 19 | 3 | 19 | 22 | 13 | 4 | 2 | 1 | 5 | 6 | 0 | 20 | 21 | 4 | 24 | 28 | 13 |
| PAÍS VASCO | 2 | 47 | 10 | 38 | 48 | 1 | 1 | 21 | 4 | 17 | 21 | 1 | 3 | 68 | 14 | 55 | 69 | 2 |
| ARABA/ÁLAVA | 0 | 0 | 0 | 0 | 0 | 0 | 0 | 0 | 0 | 0 | 0 | 0 | 0 | 0 | 0 | 0 | 0 | 0 |
| GIPUZKOA(1) | 0 | 0 | 0 | 0 | 0 | 0 | 0 | 0 | 0 | 0 | 0 | 0 | 0 | 0 | 0 | 0 | 0 | 0 |
| BIZKAIA | 2 | 47 | 10 | 38 | 48 | 1 | 1 | 21 | 4 | 17 | 21 | 1 | 3 | 68 | 14 | 55 | 69 | 2 |
| LA RIOJA | 4 | 8 | 1 | 10 | 11 | 1 | 3 | 3 | 1 | 5 | 6 | 0 | 7 | 11 | 2 | 15 | 17 | 1 |
| CEUTA | 1 | 4 | 2 | 3 | 5 | 0 | 1 | 9 | 5 | 5 | 10 | 0 | 2 | 13 | 7 | 8 | 15 | 0 |
| MELILLA | 0 | 14 | 0 | 14 | 14 | 0 | 0 | 27 | 15 | 12 | 27 | 0 | 0 | 41 | 15 | 26 | 41 | 0 |

| | | | | | | | | | | | | | | | | | | |
|---------------------|--------------|--------------|--------------|--------------|--------------|------------|------------|--------------|------------|--------------|--------------|------------|--------------|--------------|--------------|--------------|--------------|--------------|
| TOTAL ESTADO | 1.175 | 2.926 | 1.088 | 2.208 | 3.296 | 805 | 594 | 1.594 | 575 | 1.049 | 1.624 | 564 | 1.769 | 4.520 | 1.663 | 3.257 | 4.920 | 1.369 |
|---------------------|--------------|--------------|--------------|--------------|--------------|------------|------------|--------------|------------|--------------|--------------|------------|--------------|--------------|--------------|--------------|--------------|--------------|

(1) Datos no facilitados.

*Por motivos informáticos, este mes no se dispone de los datos de Catalunya

7. Revisiones de oficio y a instancia de parte: datos de la gestión mensual y anual



PENSIÓN NO CONTRIBUTIVA DE JUBILACIÓN REVISIONES DE OFICIO E INSTANCIA DE PARTE DATOS DE GESTIÓN CORRESPONDIENTES AL MES DE SEPTIEMBRE DE 2025

| CC.AA. Y/O PROVINCIAS | ENTRADA REVISIONES | REVISIONES EFECTUADAS | | | | | CAUSAS DE EXTINCIÓN DEL DERECHO | | | | | |
|-----------------------------|-----------------------|-----------------------|------------|------------|------------|------------|---------------------------------|-----------|-----------|---------------|----------|------------|
| | | Sin Modif. | Con Modif. | Suspensión | Extinción | TOTAL | Residencia | Personal | U.E.C. | Fallecimiento | Otras | TOTAL |
| | | Cuantía | Cuantía | Pago | Derecho | | | | | | | |
| ANDALUCÍA | 331 | 38 | 39 | 64 | 198 | 339 | 3 | 54 | 19 | 117 | 5 | 198 |
| ALMERÍA | 25 | 0 | 3 | 0 | 19 | 22 | 0 | 3 | 1 | 15 | 0 | 19 |
| CÁDIZ | 68 | 5 | 7 | 0 | 51 | 63 | 0 | 24 | 4 | 23 | 0 | 51 |
| CÓRDOBA | 29 | 5 | 3 | 2 | 20 | 30 | 0 | 8 | 3 | 9 | 0 | 20 |
| GRANADA | 9 | 2 | 3 | 1 | 3 | 9 | 0 | 1 | 0 | 2 | 0 | 3 |
| HUELVA | 17 | 2 | 3 | 0 | 15 | 20 | 0 | 2 | 1 | 12 | 0 | 15 |
| JAÉN | 12 | 1 | 0 | 0 | 11 | 12 | 0 | 1 | 2 | 5 | 3 | 11 |
| MÁLAGA | 139 | 13 | 15 | 60 | 65 | 153 | 3 | 7 | 7 | 47 | 1 | 65 |
| SEVILLA | 32 | 10 | 5 | 1 | 14 | 30 | 0 | 8 | 1 | 4 | 1 | 14 |
| ARAGÓN | 80 | 28 | 7 | 4 | 39 | 78 | 0 | 17 | 5 | 11 | 6 | 39 |
| HUESCA | 12 | 0 | 3 | 1 | 7 | 11 | 0 | 2 | 1 | 2 | 2 | 7 |
| TERUEL | 6 | 2 | 0 | 0 | 4 | 6 | 0 | 0 | 1 | 1 | 2 | 4 |
| ZARAGOZA | 62 | 26 | 4 | 3 | 28 | 61 | 0 | 15 | 3 | 8 | 2 | 28 |
| ASTURIAS | 56 | 13 | 19 | 0 | 42 | 74 | 1 | 13 | 1 | 23 | 4 | 42 |
| ILLES BALEARS | 131 | 31 | 40 | 47 | 20 | 138 | 1 | 6 | 4 | 7 | 2 | 20 |
| CANARIAS | 223 | 52 | 54 | 35 | 109 | 250 | 1 | 29 | 5 | 70 | 4 | 109 |
| LAS PALMAS | 118 | 39 | 30 | 29 | 48 | 146 | 0 | 17 | 3 | 26 | 2 | 48 |
| S.C. TENERIFE | 105 | 13 | 24 | 6 | 61 | 104 | 1 | 12 | 2 | 44 | 2 | 61 |
| CANTABRIA | 63 | 23 | 13 | 9 | 18 | 63 | 0 | 3 | 2 | 12 | 1 | 18 |
| CASTILLA Y LEÓN | 200 | 13 | 96 | 36 | 105 | 250 | 0 | 31 | 14 | 60 | 0 | 105 |
| ÁVILA | 15 | 0 | 2 | 0 | 11 | 13 | 0 | 1 | 5 | 5 | 0 | 11 |
| BURGOS | 20 | 1 | 4 | 0 | 15 | 20 | 0 | 0 | 7 | 8 | 0 | 15 |
| LEÓN | 31 | 1 | 6 | 0 | 24 | 31 | 0 | 7 | 1 | 16 | 0 | 24 |
| PALENCIA | 8 | 1 | 4 | 0 | 3 | 8 | 0 | 1 | 0 | 2 | 0 | 3 |
| SALAMANCA | 38 | 5 | 7 | 5 | 21 | 38 | 0 | 11 | 0 | 10 | 0 | 21 |
| SEGOVIA | 0 | 0 | 21 | 26 | 5 | 52 | 0 | 1 | 0 | 4 | 0 | 5 |
| SORIA | 5 | 0 | 1 | 1 | 3 | 5 | 0 | 1 | 0 | 2 | 0 | 3 |
| VALLADOLID | 83 | 5 | 51 | 4 | 23 | 83 | 0 | 9 | 1 | 13 | 0 | 23 |
| ZAMORA | 0 | 0 | 0 | 0 | 0 | 0 | 0 | 0 | 0 | 0 | 0 | 0 |
| CASTILLA-LA MANCHA | 200 | 42 | 37 | 1 | 95 | 175 | 0 | 20 | 9 | 58 | 8 | 95 |
| ALBACETE | 53 | 21 | 9 | 0 | 14 | 44 | 0 | 5 | 1 | 6 | 2 | 14 |
| CIUDAD REAL | 42 | 11 | 8 | 0 | 19 | 38 | 0 | 6 | 2 | 9 | 2 | 19 |
| CUENCA | 13 | 3 | 4 | 0 | 6 | 13 | 0 | 1 | 1 | 3 | 1 | 6 |
| GUADALAJARA | 9 | 0 | 6 | 0 | 1 | 7 | 0 | 0 | 0 | 1 | 0 | 1 |
| TOLEDO | 83 | 7 | 10 | 1 | 55 | 73 | 0 | 8 | 5 | 39 | 3 | 55 |

(Continúa al dorso)

| CC.AA. Y/O PROVINCIAS | ENTRADA REVISIONES | REVISIONES EFECTUADAS | | | | | CAUSAS DE EXTINCIÓN DEL DERECHO | | | | | |
|-----------------------------|-----------------------|-----------------------|------------|------------|------------|------------|---------------------------------|-----------|-----------|---------------|-----------|------------|
| | | Sin Modif. | Con Modif. | Suspensión | Extinción | TOTAL | Residencia | Personal | U.E.C. | Fallecimiento | Otras | TOTAL |
| | | Cuantía | Cuantía | Pago | Derecho | | | | | | | |
| CATALUNYA* | 0 | 0 | 0 | 0 | 0 | 0 | 0 | 0 | 0 | 0 | 0 | 0 |
| BARCELONA | 0 | 0 | 0 | 0 | 0 | 0 | 0 | 0 | 0 | 0 | 0 | 0 |
| GIRONA | 0 | 0 | 0 | 0 | 0 | 0 | 0 | 0 | 0 | 0 | 0 | 0 |
| LLEIDA | 0 | 0 | 0 | 0 | 0 | 0 | 0 | 0 | 0 | 0 | 0 | 0 |
| TARRAGONA | 0 | 0 | 0 | 0 | 0 | 0 | 0 | 0 | 0 | 0 | 0 | 0 |
| COMUNIDAD VALENCIANA | 246 | 260 | 108 | 17 | 197 | 582 | 1 | 64 | 37 | 78 | 17 | 197 |
| ALICANTE | 97 | 210 | 69 | 1 | 98 | 378 | 1 | 33 | 15 | 38 | 11 | 98 |
| CASTELLÓN | 20 | 2 | 5 | 0 | 13 | 20 | 0 | 6 | 1 | 2 | 4 | 13 |
| VALENCIA | 129 | 48 | 34 | 16 | 86 | 184 | 0 | 25 | 21 | 38 | 2 | 86 |
| EXTREMADURA | 193 | 58 | 26 | 2 | 75 | 161 | 0 | 38 | 3 | 31 | 3 | 75 |
| BADAJOS | 121 | 30 | 20 | 0 | 52 | 102 | 0 | 26 | 2 | 23 | 1 | 52 |
| CÁCERES | 72 | 28 | 6 | 2 | 23 | 59 | 0 | 12 | 1 | 8 | 2 | 23 |
| GALICIA | 328 | 37 | 173 | 6 | 112 | 328 | 0 | 30 | 8 | 72 | 2 | 112 |
| A CORUÑA | 68 | 30 | 11 | 0 | 27 | 68 | 0 | 1 | 0 | 26 | 0 | 27 |
| LUGO | 38 | 0 | 14 | 0 | 24 | 38 | 0 | 7 | 3 | 14 | 0 | 24 |
| OURENSE | 31 | 3 | 7 | 0 | 21 | 31 | 0 | 7 | 2 | 10 | 2 | 21 |
| PONTEVEDRA | 191 | 4 | 141 | 6 | 40 | 191 | 0 | 15 | 3 | 22 | 0 | 40 |
| MADRID | 267 | 67 | 105 | 0 | 95 | 267 | 6 | 27 | 19 | 25 | 18 | 95 |
| MURCIA | 199 | 63 | 89 | 6 | 38 | 196 | 0 | 14 | 5 | 16 | 3 | 38 |
| NAVARRA | 43 | 4 | 17 | 0 | 22 | 43 | 0 | 7 | 2 | 10 | 3 | 22 |
| PAÍS VASCO | 31 | 0 | 1 | 1 | 29 | 31 | 3 | 11 | 0 | 15 | 0 | 29 |
| ARABA/ÁLAVA | 14 | 0 | 0 | 0 | 14 | 14 | 3 | 8 | 0 | 3 | 0 | 14 |
| GIPUZKOA | 0 | 0 | 0 | 0 | 0 | 0 | 0 | 0 | 0 | 0 | 0 | 0 |
| BIZKAIA | 17 | 0 | 1 | 1 | 15 | 17 | 0 | 3 | 0 | 12 | 0 | 15 |
| LA RIOJA | 10 | 2 | 0 | 0 | 8 | 10 | 0 | 3 | 0 | 5 | 0 | 8 |
| CEUTA | 28 | 1 | 13 | 6 | 8 | 28 | 0 | 2 | 1 | 5 | 0 | 8 |
| MELILLA | 11 | 0 | 7 | 0 | 4 | 11 | 0 | 2 | 0 | 2 | 0 | 4 |

| | | | | | | | | | | | | |
|---------------------|--------------|------------|------------|------------|--------------|--------------|-----------|------------|------------|------------|-----------|--------------|
| TOTAL ESTADO | 2.640 | 732 | 844 | 234 | 1.214 | 3.024 | 16 | 371 | 134 | 617 | 76 | 1.214 |
|---------------------|--------------|------------|------------|------------|--------------|--------------|-----------|------------|------------|------------|-----------|--------------|

*Por motivos informáticos, este mes no se dispone de los datos de Catalunya

PENSIÓN NO CONTRIBUTIVA DE INCAPACIDAD REVISIONES DE OFICIO E INSTANCIA DE PARTE DATOS DE GESTIÓN CORRESPONDIENTES AL MES DE SEPTIEMBRE DE 2025

| CC.AA. Y/O PROVINCIAS | ENTRADA REVISIONES | REVISIONES EFECTUADAS | | | | | | | | CAUSAS DE EXTINCIÓN DEL DERECHO | | | | | | |
|-----------------------------|-----------------------|-----------------------|-----------------------|----------------|-----------|--------------------|----------------------------|----------------------|------------|---------------------------------|-----------|----------|----------|---------------|-----------|------------|
| | | Sin Modif. Cuantía | Con Modif. Cuantía | Suspensión PNC | | Compat. PNC 366 | Recuperación Art. 363.1 | Extinción Derecho | TOTAL | Residencia | Personal | U.E.C. | Grado | Fallecimiento | Otras | TOTAL |
| | | | | Art. 363.1 | Pago | | | | | | | | | | | |
| ANDALUCÍA | 381 | 77 | 45 | 7 | 60 | 17 | 34 | 164 | 404 | 1 | 26 | 9 | 7 | 100 | 21 | 164 |
| ALMERÍA | 29 | 1 | 1 | 0 | 0 | 0 | 1 | 21 | 24 | 1 | 2 | 0 | 0 | 17 | 1 | 21 |
| CÁDIZ | 83 | 5 | 11 | 2 | 1 | 12 | 3 | 40 | 74 | 0 | 10 | 0 | 0 | 25 | 5 | 40 |
| CÓRDOBA | 27 | 14 | 5 | 1 | 1 | 2 | 1 | 10 | 34 | 0 | 3 | 0 | 2 | 4 | 1 | 10 |
| GRANADA | 43 | 12 | 2 | 2 | 4 | 0 | 1 | 9 | 30 | 0 | 0 | 0 | 1 | 3 | 5 | 9 |
| HUELVA | 38 | 24 | 13 | 0 | 2 | 0 | 2 | 26 | 67 | 0 | 5 | 2 | 4 | 15 | 0 | 26 |
| JAÉN | 17 | 6 | 0 | 0 | 0 | 0 | 1 | 9 | 16 | 0 | 0 | 0 | 0 | 3 | 6 | 9 |
| MÁLAGA | 106 | 3 | 8 | 1 | 50 | 2 | 19 | 44 | 127 | 0 | 6 | 7 | 0 | 31 | 0 | 44 |
| SEVILLA | 38 | 12 | 5 | 1 | 2 | 1 | 6 | 5 | 32 | 0 | 0 | 0 | 0 | 2 | 3 | 5 |
| ARAGÓN | 49 | 21 | 9 | 2 | 0 | 2 | 5 | 14 | 53 | 0 | 2 | 0 | 0 | 2 | 10 | 14 |
| HUESCA | 8 | 0 | 6 | 0 | 0 | 0 | 2 | 0 | 8 | 0 | 0 | 0 | 0 | 0 | 0 | 0 |
| TERUEL | 5 | 2 | 0 | 0 | 0 | 1 | 2 | 4 | 9 | 0 | 0 | 0 | 0 | 0 | 4 | 4 |
| ZARAGOZA | 36 | 19 | 3 | 2 | 0 | 1 | 1 | 10 | 36 | 0 | 2 | 0 | 0 | 2 | 6 | 10 |
| ASTURIAS | 58 | 12 | 15 | 0 | 1 | 10 | 1 | 49 | 88 | 0 | 9 | 5 | 0 | 31 | 4 | 49 |
| ILLES BALEARS | 100 | 27 | 16 | 0 | 34 | 12 | 0 | 20 | 109 | 0 | 6 | 4 | 2 | 8 | 0 | 20 |
| CANARIAS | 263 | 97 | 21 | 0 | 39 | 1 | 0 | 98 | 256 | 1 | 19 | 5 | 1 | 59 | 13 | 98 |
| LAS PALMAS | 133 | 51 | 11 | 0 | 28 | 1 | 0 | 42 | 133 | 0 | 5 | 1 | 1 | 29 | 6 | 42 |
| S.C. TENERIFE | 130 | 46 | 10 | 0 | 11 | 0 | 0 | 56 | 123 | 1 | 14 | 4 | 0 | 30 | 7 | 56 |
| CANTABRIA | 66 | 18 | 15 | 0 | 12 | 0 | 3 | 18 | 66 | 1 | 2 | 0 | 1 | 11 | 3 | 18 |
| CASTILLA Y LEÓN | 87 | 29 | 85 | 7 | 8 | 8 | 0 | 53 | 190 | 0 | 10 | 3 | 4 | 26 | 10 | 53 |
| ÁVILA | 8 | 2 | 7 | 0 | 1 | 0 | 0 | 4 | 14 | 0 | 0 | 1 | 0 | 3 | 0 | 4 |
| BURGOS | 13 | 2 | 1 | 1 | 0 | 0 | 0 | 9 | 13 | 0 | 2 | 1 | 0 | 5 | 1 | 9 |
| LEÓN | 33 | 2 | 6 | 0 | 1 | 3 | 0 | 21 | 33 | 0 | 5 | 0 | 2 | 6 | 8 | 21 |
| PALENCIA | 7 | 3 | 1 | 0 | 1 | 0 | 0 | 2 | 7 | 0 | 0 | 0 | 0 | 1 | 1 | 2 |
| SALAMANCA | 22 | 6 | 8 | 0 | 3 | 0 | 0 | 5 | 22 | 0 | 1 | 0 | 2 | 2 | 0 | 5 |
| SEGOVIA | 0 | 12 | 38 | 0 | 1 | 0 | 0 | 1 | 52 | 0 | 1 | 0 | 0 | 0 | 0 | 1 |
| SORIA | 2 | 0 | 0 | 0 | 1 | 0 | 0 | 1 | 2 | 0 | 0 | 0 | 0 | 1 | 0 | 1 |
| VALLADOLID | 2 | 2 | 24 | 6 | 0 | 5 | 0 | 10 | 47 | 0 | 1 | 1 | 0 | 8 | 0 | 10 |
| ZAMORA | 0 | 0 | 0 | 0 | 0 | 0 | 0 | 0 | 0 | 0 | 0 | 0 | 0 | 0 | 0 | 0 |
| CASTILLA-LA MANCHA | 216 | 87 | 54 | 1 | 8 | 8 | 0 | 59 | 217 | 0 | 15 | 7 | 0 | 28 | 9 | 59 |
| ALBACETE | 72 | 39 | 16 | 1 | 2 | 3 | 0 | 9 | 70 | 0 | 1 | 1 | 0 | 5 | 2 | 9 |
| CIUDAD REAL | 50 | 21 | 10 | 0 | 0 | 1 | 0 | 14 | 46 | 0 | 3 | 1 | 0 | 8 | 2 | 14 |
| CUENCA | 22 | 9 | 5 | 0 | 0 | 0 | 0 | 8 | 22 | 0 | 4 | 0 | 0 | 3 | 1 | 8 |
| GUADALAJARA | 7 | 0 | 5 | 0 | 2 | 0 | 0 | 1 | 8 | 0 | 1 | 0 | 0 | 0 | 0 | 1 |
| TOLEDO | 65 | 18 | 18 | 0 | 4 | 4 | 0 | 27 | 71 | 0 | 6 | 5 | 0 | 12 | 4 | 27 |

(Continúa al dorso)

| CC.AA. Y/O PROVINCIAS | ENTRADA REVISIONES | REVISIONES EFECTUADAS | | | | | | | | CAUSAS DE EXTINCIÓN DEL DERECHO | | | | | | |
|-----------------------------|-----------------------|-----------------------|-----------------------|----------------|-----------|--------------------|----------------------------|----------------------|------------|---------------------------------|-----------|-----------|----------|---------------|-----------|------------|
| | | Sin Modif. Cuantía | Con Modif. Cuantía | Suspensión PNC | | Compat. PNC 366 | Recuperación Art. 363.1 | Extinción Derecho | TOTAL | Residencia | Personal | U.E.C. | Grado | Fallecimiento | Otras | TOTAL |
| | | | | Art. 363.1 | Pago | | | | | | | | | | | |
| CATALUNYA* | 0 | 0 | 0 | 0 | 0 | 0 | 0 | 0 | 0 | 0 | 0 | 0 | 0 | 0 | 0 | 0 |
| BARCELONA | 0 | 0 | 0 | 0 | 0 | 0 | 0 | 0 | 0 | 0 | 0 | 0 | 0 | 0 | 0 | 0 |
| GIRONA | 0 | 0 | 0 | 0 | 0 | 0 | 0 | 0 | 0 | 0 | 0 | 0 | 0 | 0 | 0 | 0 |
| LLEIDA | 0 | 0 | 0 | 0 | 0 | 0 | 0 | 0 | 0 | 0 | 0 | 0 | 0 | 0 | 0 | 0 |
| TARRAGONA | 0 | 0 | 0 | 0 | 0 | 0 | 0 | 0 | 0 | 0 | 0 | 0 | 0 | 0 | 0 | 0 |
| COMUNIDAD VALENCIANA | 179 | 180 | 70 | 2 | 20 | 1 | 0 | 118 | 391 | 0 | 17 | 14 | 7 | 50 | 30 | 118 |
| ALICANTE | 47 | 126 | 19 | 1 | 6 | 0 | 0 | 44 | 196 | 0 | 8 | 5 | 4 | 13 | 14 | 44 |
| CASTELLÓN | 31 | 4 | 5 | 0 | 4 | 1 | 0 | 17 | 31 | 0 | 4 | 2 | 1 | 2 | 8 | 17 |
| VALENCIA | 101 | 50 | 46 | 1 | 10 | 0 | 0 | 57 | 164 | 0 | 5 | 7 | 2 | 35 | 8 | 57 |
| EXTREMADURA | 154 | 67 | 17 | 2 | 14 | 4 | 2 | 32 | 138 | 0 | 5 | 3 | 2 | 13 | 9 | 32 |
| BADAJOS | 104 | 48 | 10 | 0 | 10 | 3 | 1 | 21 | 93 | 0 | 3 | 3 | 0 | 9 | 6 | 21 |
| CÁCERES | 50 | 19 | 7 | 2 | 4 | 1 | 1 | 11 | 45 | 0 | 2 | 0 | 2 | 4 | 3 | 11 |
| GALICIA | 235 | 51 | 94 | 2 | 5 | 4 | 1 | 78 | 235 | 0 | 12 | 5 | 9 | 49 | 3 | 78 |
| A CORUÑA | 91 | 43 | 23 | 0 | 1 | 4 | 1 | 19 | 91 | 0 | 1 | 1 | 3 | 14 | 0 | 19 |
| LUGO | 18 | 1 | 5 | 0 | 0 | 0 | 0 | 12 | 18 | 0 | 2 | 1 | 3 | 4 | 2 | 12 |
| OURENSE | 30 | 5 | 9 | 1 | 1 | 0 | 0 | 14 | 30 | 0 | 4 | 0 | 0 | 9 | 1 | 14 |
| PONTEVEDRA | 96 | 2 | 57 | 1 | 3 | 0 | 0 | 33 | 96 | 0 | 5 | 3 | 3 | 22 | 0 | 33 |
| MADRID | 312 | 77 | 153 | 1 | 9 | 12 | 0 | 60 | 312 | 0 | 7 | 21 | 2 | 7 | 23 | 60 |
| MURCIA | 297 | 80 | 83 | 1 | 0 | 2 | 1 | 61 | 228 | 0 | 21 | 3 | 2 | 27 | 8 | 61 |
| NAVARRA | 11 | 0 | 5 | 1 | 0 | 0 | 0 | 5 | 11 | 0 | 1 | 1 | 0 | 2 | 1 | 5 |
| PAÍS VASCO | 21 | 0 | 4 | 0 | 5 | 0 | 0 | 12 | 21 | 0 | 2 | 0 | 2 | 6 | 2 | 12 |
| ÁLAVA | 6 | 0 | 0 | 0 | 0 | 0 | 0 | 6 | 6 | 0 | 1 | 0 | 2 | 1 | 2 | 6 |
| GUIPÚZCOA | 0 | 0 | 0 | 0 | 0 | 0 | 0 | 0 | 0 | 0 | 0 | 0 | 0 | 0 | 0 | 0 |
| VIZCAYA | 15 | 0 | 4 | 0 | 5 | 0 | 0 | 6 | 15 | 0 | 1 | 0 | 0 | 5 | 0 | 6 |
| LA RIOJA | 9 | 2 | 2 | 0 | 0 | 0 | 0 | 5 | 9 | 0 | 1 | 0 | 0 | 3 | 1 | 5 |
| CEUTA | 50 | 4 | 23 | 3 | 11 | 0 | 7 | 2 | 50 | 0 | 0 | 1 | 0 | 1 | 0 | 2 |
| MELILLA | 15 | 1 | 8 | 1 | 0 | 0 | 0 | 5 | 15 | 0 | 1 | 0 | 0 | 4 | 0 | 5 |

| | | | | | | | | | | | | | | | | |
|---------------------|--------------|------------|------------|-----------|------------|-----------|-----------|------------|--------------|----------|------------|-----------|-----------|------------|------------|------------|
| TOTAL ESTADO | 2.503 | 830 | 719 | 30 | 226 | 81 | 54 | 853 | 2.793 | 3 | 156 | 81 | 39 | 427 | 147 | 853 |
|---------------------|--------------|------------|------------|-----------|------------|-----------|-----------|------------|--------------|----------|------------|-----------|-----------|------------|------------|------------|

*Por motivos informáticos, este mes no se dispone de los datos de Catalunya

TOTAL PENSIONES NO CONTRIBUTIVAS REVISIONES DE OFICIO E INSTANCIA DE PARTE DATOS DE GESTIÓN CORRESPONDIENTES AL MES DE SEPTIEMBRE DE 2025

| CC.AA. Y/O PROVINCIAS | ENTRADA REVISIONES | REVISIONES EFECTUADAS | | | | | | | | CAUSAS DE EXTINCIÓN DEL DERECHO | | | | | | | |
|-----------------------------|-----------------------|-----------------------|-----------------------|----------------|------------|-------------|------------|--------------|------------|---------------------------------|------------|-----------|----------|------------|---------------|------------|-------|
| | | Sin Modif. Cuantía | Con Modif. Cuantía | Suspensión PNC | | Compat. PNC | | Recuperación | Extinción | TOTAL | Residencia | Personal | U.E.C. | Grado | Fallecimiento | Otras | TOTAL |
| | | | | Art. 363.1 | Pago | 366 | Art. 363.1 | Derecho | | | | | | | | | |
| ANDALUCÍA | 712 | 115 | 84 | 7 | 124 | 17 | 34 | 362 | 743 | 4 | 80 | 28 | 7 | 217 | 26 | 362 | |
| ALMERÍA | 54 | 1 | 4 | 0 | 0 | 0 | 1 | 40 | 46 | 1 | 5 | 1 | 0 | 32 | 1 | 40 | |
| CÁDIZ | 151 | 10 | 18 | 2 | 1 | 12 | 3 | 91 | 137 | 0 | 34 | 4 | 0 | 48 | 5 | 91 | |
| CÓRDOBA | 56 | 19 | 8 | 1 | 3 | 2 | 1 | 30 | 64 | 0 | 11 | 3 | 2 | 13 | 1 | 30 | |
| GRANADA | 52 | 14 | 5 | 2 | 5 | 0 | 1 | 12 | 39 | 0 | 1 | 0 | 1 | 5 | 5 | 12 | |
| HUELVA | 55 | 26 | 16 | 0 | 2 | 0 | 2 | 41 | 87 | 0 | 7 | 3 | 4 | 27 | 0 | 41 | |
| JAÉN | 29 | 7 | 0 | 0 | 0 | 0 | 1 | 20 | 28 | 0 | 1 | 2 | 0 | 8 | 9 | 20 | |
| MÁLAGA | 245 | 16 | 23 | 1 | 110 | 2 | 19 | 109 | 280 | 3 | 13 | 14 | 0 | 78 | 1 | 109 | |
| SEVILLA | 70 | 22 | 10 | 1 | 3 | 1 | 6 | 19 | 62 | 0 | 8 | 1 | 0 | 6 | 4 | 19 | |
| ARAGÓN | 129 | 49 | 16 | 2 | 4 | 2 | 5 | 53 | 131 | 0 | 19 | 5 | 0 | 13 | 16 | 53 | |
| HUESCA | 20 | 0 | 9 | 0 | 1 | 0 | 2 | 7 | 19 | 0 | 2 | 1 | 0 | 2 | 2 | 7 | |
| TERUEL | 11 | 4 | 0 | 0 | 0 | 1 | 2 | 8 | 15 | 0 | 0 | 1 | 0 | 1 | 6 | 8 | |
| ZARAGOZA | 98 | 45 | 7 | 2 | 3 | 1 | 1 | 38 | 97 | 0 | 17 | 3 | 0 | 10 | 8 | 38 | |
| ASTURIAS | 114 | 25 | 34 | 0 | 1 | 10 | 1 | 91 | 162 | 1 | 22 | 6 | 0 | 54 | 8 | 91 | |
| ILLES BALEARS | 231 | 58 | 56 | 0 | 81 | 12 | 0 | 40 | 247 | 1 | 12 | 8 | 2 | 15 | 2 | 40 | |
| CANARIAS | 486 | 149 | 75 | 0 | 74 | 1 | 0 | 207 | 506 | 2 | 48 | 10 | 1 | 129 | 17 | 207 | |
| LAS PALMAS | 251 | 90 | 41 | 0 | 57 | 1 | 0 | 90 | 279 | 0 | 22 | 4 | 1 | 55 | 8 | 90 | |
| S.C. TENERIFE | 235 | 59 | 34 | 0 | 17 | 0 | 0 | 117 | 227 | 2 | 26 | 6 | 0 | 74 | 9 | 117 | |
| CANTABRIA | 129 | 41 | 28 | 0 | 21 | 0 | 3 | 36 | 129 | 1 | 5 | 2 | 1 | 23 | 4 | 36 | |
| CASTILLA Y LEÓN | 287 | 42 | 181 | 7 | 44 | 8 | 0 | 158 | 440 | 0 | 41 | 17 | 4 | 86 | 10 | 158 | |
| ÁVILA | 23 | 2 | 9 | 0 | 1 | 0 | 0 | 15 | 27 | 0 | 1 | 6 | 0 | 8 | 0 | 15 | |
| BURGOS | 33 | 3 | 5 | 1 | 0 | 0 | 0 | 24 | 33 | 0 | 2 | 8 | 0 | 13 | 1 | 24 | |
| LEÓN | 64 | 3 | 12 | 0 | 1 | 3 | 0 | 45 | 64 | 0 | 12 | 1 | 2 | 22 | 8 | 45 | |
| PALENCIA | 15 | 4 | 5 | 0 | 1 | 0 | 0 | 5 | 15 | 0 | 1 | 0 | 0 | 3 | 1 | 5 | |
| SALAMANCA | 60 | 11 | 15 | 0 | 8 | 0 | 0 | 26 | 60 | 0 | 12 | 0 | 2 | 12 | 0 | 26 | |
| SEGOVIA | 0 | 12 | 59 | 0 | 27 | 0 | 0 | 6 | 104 | 0 | 2 | 0 | 0 | 4 | 0 | 6 | |
| SORIA | 7 | 0 | 1 | 0 | 2 | 0 | 0 | 4 | 7 | 0 | 1 | 0 | 0 | 3 | 0 | 4 | |
| VALLADOLID | 85 | 7 | 75 | 6 | 4 | 5 | 0 | 33 | 130 | 0 | 10 | 2 | 0 | 21 | 0 | 33 | |
| ZAMORA | 0 | 0 | 0 | 0 | 0 | 0 | 0 | 0 | 0 | 0 | 0 | 0 | 0 | 0 | 0 | 0 | |
| CASTILLA-LA MANCHA | 416 | 129 | 91 | 1 | 9 | 8 | 0 | 154 | 392 | 0 | 35 | 16 | 0 | 86 | 17 | 154 | |
| ALBACETE | 125 | 60 | 25 | 1 | 2 | 3 | 0 | 23 | 114 | 0 | 6 | 2 | 0 | 11 | 4 | 23 | |
| CIUDAD REAL | 92 | 32 | 18 | 0 | 0 | 1 | 0 | 33 | 84 | 0 | 9 | 3 | 0 | 17 | 4 | 33 | |
| CUENCA | 35 | 12 | 9 | 0 | 0 | 0 | 0 | 14 | 35 | 0 | 5 | 1 | 0 | 6 | 2 | 14 | |
| GUADALAJARA | 16 | 0 | 11 | 0 | 2 | 0 | 0 | 2 | 15 | 0 | 1 | 0 | 0 | 1 | 0 | 2 | |
| TOLEDO | 148 | 25 | 28 | 0 | 5 | 4 | 0 | 82 | 144 | 0 | 14 | 10 | 0 | 51 | 7 | 82 | |

(Continúa al dorso)

| CC.AA. Y/O PROVINCIAS | ENTRADA REVISIONES | REVISIONES EFECTUADAS | | | | | | | | CAUSAS DE EXTINCIÓN DEL DERECHO | | | | | | |
|-----------------------------|-----------------------|-----------------------|-----------------------|----------------|-----------|--------------------|----------------------------|----------------------|------------|---------------------------------|-----------|-----------|----------|---------------|-----------|------------|
| | | Sin Modif. Cuantía | Con Modif. Cuantía | Suspensión PNC | | Compat. PNC 366 | Recuperación Art. 363.1 | Extinción Derecho | TOTAL | Residencia | Personal | U.E.C. | Grado | Fallecimiento | Otras | TOTAL |
| | | | | Art. 363.1 | Pago | | | | | | | | | | | |
| CATALUNYA* | 0 | 0 | 0 | 0 | 0 | 0 | 0 | 0 | 0 | 0 | 0 | 0 | 0 | 0 | 0 | 0 |
| BARCELONA | 0 | 0 | 0 | 0 | 0 | 0 | 0 | 0 | 0 | 0 | 0 | 0 | 0 | 0 | 0 | 0 |
| GIRONA | 0 | 0 | 0 | 0 | 0 | 0 | 0 | 0 | 0 | 0 | 0 | 0 | 0 | 0 | 0 | 0 |
| LLEIDA | 0 | 0 | 0 | 0 | 0 | 0 | 0 | 0 | 0 | 0 | 0 | 0 | 0 | 0 | 0 | 0 |
| TARRAGONA | 0 | 0 | 0 | 0 | 0 | 0 | 0 | 0 | 0 | 0 | 0 | 0 | 0 | 0 | 0 | 0 |
| COMUNIDAD VALENCIANA | 425 | 440 | 178 | 2 | 37 | 1 | 0 | 315 | 973 | 1 | 81 | 51 | 7 | 128 | 47 | 315 |
| ALICANTE | 144 | 336 | 88 | 1 | 7 | 0 | 0 | 142 | 574 | 1 | 41 | 20 | 4 | 51 | 25 | 142 |
| CASTELLÓN | 51 | 6 | 10 | 0 | 4 | 1 | 0 | 30 | 51 | 0 | 10 | 3 | 1 | 4 | 12 | 30 |
| VALENCIA | 230 | 98 | 80 | 1 | 26 | 0 | 0 | 143 | 348 | 0 | 30 | 28 | 2 | 73 | 10 | 143 |
| EXTREMADURA | 347 | 125 | 43 | 2 | 16 | 4 | 2 | 107 | 299 | 0 | 43 | 6 | 2 | 44 | 12 | 107 |
| BADAJOZ | 225 | 78 | 30 | 0 | 10 | 3 | 1 | 73 | 195 | 0 | 29 | 5 | 0 | 32 | 7 | 73 |
| CÁCERES | 122 | 47 | 13 | 2 | 6 | 1 | 1 | 34 | 104 | 0 | 14 | 1 | 2 | 12 | 5 | 34 |
| GALICIA | 563 | 88 | 267 | 2 | 11 | 4 | 1 | 190 | 563 | 0 | 42 | 13 | 9 | 121 | 5 | 190 |
| A CORUÑA | 159 | 73 | 34 | 0 | 1 | 4 | 1 | 46 | 159 | 0 | 2 | 1 | 3 | 40 | 0 | 46 |
| LUGO | 56 | 1 | 19 | 0 | 0 | 0 | 0 | 36 | 56 | 0 | 9 | 4 | 3 | 18 | 2 | 36 |
| OURENSE | 61 | 8 | 16 | 1 | 1 | 0 | 0 | 35 | 61 | 0 | 11 | 2 | 0 | 19 | 3 | 35 |
| PONTEVEDRA | 287 | 6 | 198 | 1 | 9 | 0 | 0 | 73 | 287 | 0 | 20 | 6 | 3 | 44 | 0 | 73 |
| MADRID | 579 | 144 | 258 | 1 | 9 | 12 | 0 | 155 | 579 | 6 | 34 | 40 | 2 | 32 | 41 | 155 |
| MURCIA | 496 | 143 | 172 | 1 | 6 | 2 | 1 | 99 | 424 | 0 | 35 | 8 | 2 | 43 | 11 | 99 |
| NAVARRA | 54 | 4 | 22 | 1 | 0 | 0 | 0 | 27 | 54 | 0 | 8 | 3 | 0 | 12 | 4 | 27 |
| PAÍS VASCO | 52 | 0 | 5 | 0 | 6 | 0 | 0 | 41 | 52 | 3 | 13 | 0 | 2 | 21 | 2 | 41 |
| ÁLAVA | 20 | 0 | 0 | 0 | 0 | 0 | 0 | 20 | 20 | 3 | 9 | 0 | 2 | 4 | 2 | 20 |
| GUIPÚZCOA | 0 | 0 | 0 | 0 | 0 | 0 | 0 | 0 | 0 | 0 | 0 | 0 | 0 | 0 | 0 | 0 |
| VIZCAYA | 32 | 0 | 5 | 0 | 6 | 0 | 0 | 21 | 32 | 0 | 4 | 0 | 0 | 17 | 0 | 21 |
| LA RIOJA | 19 | 4 | 2 | 0 | 0 | 0 | 0 | 13 | 19 | 0 | 4 | 0 | 0 | 8 | 1 | 13 |
| CEUTA | 78 | 5 | 36 | 3 | 17 | 0 | 7 | 10 | 78 | 0 | 2 | 2 | 0 | 6 | 0 | 10 |
| MELILLA | 26 | 1 | 15 | 1 | 0 | 0 | 0 | 9 | 26 | 0 | 3 | 0 | 0 | 6 | 0 | 9 |

| | | | | | | | | | | | | | | | | |
|---------------------|--------------|--------------|--------------|-----------|------------|-----------|-----------|--------------|--------------|-----------|------------|------------|-----------|--------------|------------|--------------|
| TOTAL ESTADO | 5.143 | 1.562 | 1.563 | 30 | 460 | 81 | 54 | 2.067 | 5.817 | 19 | 527 | 215 | 39 | 1.044 | 223 | 2.067 |
|---------------------|--------------|--------------|--------------|-----------|------------|-----------|-----------|--------------|--------------|-----------|------------|------------|-----------|--------------|------------|--------------|

*Por motivos informáticos, este mes no se dispone de los datos de Catalunya

PENSIÓN NO CONTRIBUTIVA DE JUBILACIÓN REVISIONES DE OFICIO E INSTANCIA DE PARTE DATOS DE GESTIÓN ACUMULADA CORRESPONDIENTES AL AÑO 2025 HASTA SEPTIEMBRE

| CC.AA. Y/O PROVINCIAS | ENTRADA REVISIONES | REVISIONES EFECTUADAS | | | | | CAUSAS DE EXTINCIÓN DEL DERECHO | | | | | |
|-----------------------------|-----------------------|-----------------------|------------|------------|--------------|--------------|---------------------------------|------------|------------|---------------|-----------|--------------|
| | | Sin Modif. | Con Modif. | Suspensión | Extinción | TOTAL | Residencia | Personal | U.E.C. | Fallecimiento | Otras | TOTAL |
| | | Cuantía | Cuantía | Pago | Derecho | | | | | | | |
| ANDALUCÍA | 3.806 | 534 | 531 | 458 | 2.162 | 3.685 | 15 | 698 | 156 | 1.233 | 60 | 2.162 |
| ALMERÍA | 220 | 17 | 33 | 1 | 160 | 211 | 1 | 43 | 7 | 107 | 2 | 160 |
| CÁDIZ | 817 | 130 | 115 | 14 | 508 | 767 | 0 | 193 | 47 | 260 | 8 | 508 |
| CÓRDOBA | 339 | 79 | 55 | 16 | 203 | 353 | 1 | 63 | 9 | 120 | 10 | 203 |
| GRANADA | 186 | 28 | 24 | 8 | 116 | 176 | 5 | 38 | 3 | 66 | 4 | 116 |
| HUELVA | 163 | 18 | 34 | 2 | 112 | 166 | 0 | 30 | 1 | 78 | 3 | 112 |
| JAÉN | 168 | 17 | 18 | 5 | 125 | 165 | 0 | 38 | 7 | 75 | 5 | 125 |
| MÁLAGA | 1.266 | 107 | 133 | 403 | 574 | 1.217 | 7 | 160 | 51 | 343 | 13 | 574 |
| SEVILLA | 647 | 138 | 119 | 9 | 364 | 630 | 1 | 133 | 31 | 184 | 15 | 364 |
| ARAGÓN | 520 | 137 | 86 | 54 | 238 | 515 | 6 | 85 | 19 | 100 | 28 | 238 |
| HUESCA | 121 | 1 | 34 | 12 | 73 | 120 | 0 | 31 | 3 | 27 | 12 | 73 |
| TERUEL | 62 | 14 | 14 | 7 | 27 | 62 | 0 | 3 | 1 | 17 | 6 | 27 |
| ZARAGOZA | 337 | 122 | 38 | 35 | 138 | 333 | 6 | 51 | 15 | 56 | 10 | 138 |
| ASTURIAS | 448 | 31 | 142 | 0 | 296 | 469 | 6 | 90 | 17 | 173 | 10 | 296 |
| ILLES BALEARS | 864 | 143 | 227 | 218 | 288 | 876 | 3 | 84 | 21 | 170 | 10 | 288 |
| CANARIAS | 2.237 | 529 | 466 | 218 | 1.022 | 2.235 | 8 | 267 | 34 | 654 | 59 | 1.022 |
| LAS PALMAS | 1.136 | 371 | 172 | 207 | 472 | 1.222 | 4 | 146 | 21 | 268 | 33 | 472 |
| S.C. TENERIFE | 1.101 | 158 | 294 | 11 | 550 | 1.013 | 4 | 121 | 13 | 386 | 26 | 550 |
| CANTABRIA | 660 | 243 | 167 | 56 | 194 | 660 | 0 | 75 | 22 | 80 | 17 | 194 |
| CASTILLA Y LEÓN | 1.527 | 250 | 470 | 88 | 889 | 1.697 | 9 | 369 | 101 | 404 | 6 | 889 |
| ÁVILA | 142 | 16 | 29 | 3 | 86 | 134 | 0 | 23 | 20 | 41 | 2 | 86 |
| BURGOS | 128 | 9 | 20 | 2 | 97 | 128 | 3 | 36 | 12 | 45 | 1 | 97 |
| LEÓN | 204 | 21 | 53 | 7 | 123 | 204 | 2 | 48 | 12 | 61 | 0 | 123 |
| PALENCIA | 103 | 17 | 22 | 3 | 74 | 116 | 1 | 35 | 5 | 33 | 0 | 74 |
| SALAMANCA | 265 | 23 | 40 | 22 | 180 | 265 | 1 | 77 | 13 | 87 | 2 | 180 |
| SEGOVIA | 1 | 27 | 47 | 34 | 56 | 164 | 1 | 26 | 7 | 22 | 0 | 56 |
| SORIA | 32 | 2 | 2 | 6 | 22 | 32 | 0 | 15 | 0 | 7 | 0 | 22 |
| VALLADOLID | 548 | 114 | 234 | 11 | 191 | 550 | 1 | 88 | 23 | 78 | 1 | 191 |
| ZAMORA | 104 | 21 | 23 | 0 | 60 | 104 | 0 | 21 | 9 | 30 | 0 | 60 |
| CASTILLA-LA MANCHA | 1.533 | 455 | 394 | 68 | 629 | 1.546 | 21 | 209 | 62 | 278 | 59 | 629 |
| ALBACETE | 451 | 232 | 82 | 5 | 121 | 440 | 4 | 43 | 10 | 51 | 13 | 121 |
| CIUDAD REAL | 350 | 76 | 117 | 5 | 150 | 348 | 0 | 52 | 10 | 76 | 12 | 150 |
| CUENCA | 155 | 54 | 37 | 6 | 76 | 173 | 8 | 22 | 2 | 30 | 14 | 76 |
| GUADALAJARA | 56 | 20 | 31 | 5 | 9 | 65 | 0 | 1 | 1 | 3 | 4 | 9 |
| TOLEDO | 521 | 73 | 127 | 47 | 273 | 520 | 9 | 91 | 39 | 118 | 16 | 273 |

(Continúa al dorso)

| CC.AA. Y/O PROVINCIAS | ENTRADA REVISIONES | REVISIONES EFECTUADAS | | | | | CAUSAS DE EXTINCIÓN DEL DERECHO | | | | | |
|-----------------------------|-----------------------|-----------------------|--------------|--------------|---------------|---------------|---------------------------------|--------------|--------------|---------------|------------|---------------|
| | | Sin Modif. | Con Modif. | Suspensión | Extinción | TOTAL | Residencia | Personal | U.E.C. | Fallecimiento | Otras | TOTAL |
| | | Cuantía | Cuantía | Pago | Derecho | | | | | | | |
| CATALUNYA* | 1.518 | 201 | 524 | 12 | 1.160 | 1.897 | 22 | 534 | 94 | 456 | 54 | 1.160 |
| BARCELONA | 1.058 | 123 | 362 | 7 | 836 | 1.328 | 14 | 391 | 68 | 330 | 33 | 836 |
| GIRONA | 193 | 54 | 67 | 1 | 123 | 245 | 5 | 44 | 11 | 50 | 13 | 123 |
| LLEIDA | 78 | 4 | 26 | 1 | 68 | 99 | 1 | 33 | 9 | 23 | 2 | 68 |
| TARRAGONA | 189 | 20 | 69 | 3 | 133 | 225 | 2 | 66 | 6 | 53 | 6 | 133 |
| COMUNIDAD VALENCIANA | 2.452 | 2.209 | 857 | 195 | 1.757 | 5.018 | 19 | 591 | 252 | 804 | 91 | 1.757 |
| ALICANTE | 805 | 1.750 | 491 | 15 | 701 | 2.957 | 2 | 215 | 109 | 336 | 39 | 701 |
| CASTELLÓN | 271 | 39 | 86 | 15 | 131 | 271 | 0 | 45 | 16 | 55 | 15 | 131 |
| VALENCIA | 1.376 | 420 | 280 | 165 | 925 | 1.790 | 17 | 331 | 127 | 413 | 37 | 925 |
| EXTREMADURA | 1.482 | 561 | 262 | 42 | 552 | 1.417 | 1 | 234 | 41 | 241 | 35 | 552 |
| BADAJOS | 977 | 360 | 191 | 20 | 365 | 936 | 0 | 151 | 28 | 162 | 24 | 365 |
| CÁCERES | 505 | 201 | 71 | 22 | 187 | 481 | 1 | 83 | 13 | 79 | 11 | 187 |
| GALICIA | 2.763 | 341 | 1.157 | 90 | 1.175 | 2.763 | 3 | 315 | 204 | 605 | 48 | 1.175 |
| A CORUÑA | 926 | 290 | 291 | 3 | 342 | 926 | 2 | 77 | 94 | 166 | 3 | 342 |
| LUGO | 261 | 12 | 51 | 9 | 189 | 261 | 0 | 45 | 19 | 99 | 26 | 189 |
| OURENSE | 249 | 13 | 44 | 2 | 190 | 249 | 1 | 52 | 5 | 113 | 19 | 190 |
| PONTEVEDRA | 1.327 | 26 | 771 | 76 | 454 | 1.327 | 0 | 141 | 86 | 227 | 0 | 454 |
| MADRID | 3.829 | 867 | 1.309 | 114 | 1.467 | 3.757 | 73 | 306 | 171 | 709 | 208 | 1.467 |
| MURCIA | 1.264 | 362 | 519 | 21 | 363 | 1.265 | 2 | 146 | 32 | 154 | 29 | 363 |
| NAVARRA | 362 | 10 | 167 | 7 | 178 | 362 | 0 | 61 | 20 | 76 | 21 | 178 |
| PAÍS VASCO | 229 | 1 | 66 | 18 | 144 | 229 | 15 | 54 | 6 | 66 | 3 | 144 |
| ARABA/ÁLAVA | 89 | 0 | 0 | 1 | 88 | 89 | 14 | 38 | 0 | 33 | 3 | 88 |
| GIPUZKOA | 0 | 0 | 0 | 0 | 0 | 0 | 0 | 0 | 0 | 0 | 0 | 0 |
| BIZKAIA | 140 | 1 | 66 | 17 | 56 | 140 | 1 | 16 | 6 | 33 | 0 | 56 |
| LA RIOJA | 151 | 13 | 47 | 6 | 85 | 151 | 0 | 35 | 3 | 44 | 3 | 85 |
| CEUTA | 179 | 8 | 107 | 20 | 44 | 179 | 1 | 8 | 7 | 27 | 1 | 44 |
| MELILLA | 150 | 13 | 76 | 17 | 44 | 150 | 1 | 11 | 10 | 18 | 4 | 44 |
| TOTAL ESTADO | 25.974 | 6.908 | 7.574 | 1.702 | 12.687 | 28.871 | 205 | 4.172 | 1.272 | 6.292 | 746 | 12.687 |

*Por motivos informáticos, este mes no se dispone de los datos de Catalunya

PENSIÓN NO CONTRIBUTIVA DE INCAPACIDAD REVISIONES DE OFICIO E INSTANCIA DE PARTE DATOS DE GESTIÓN ACUMULADA CORRESPONDIENTES AL AÑO 2025 HASTA SEPTIEMBRE

| CC.AA. Y/O PROVINCIAS | ENTRADA REVISIONES | REVISIONES EFECTUADAS | | | | | | | | CAUSAS DE EXTINCIÓN DEL DERECHO | | | | | | |
|-----------------------------|-----------------------|-----------------------|-----------------------|----------------|------------|--------------------|----------------------------|----------------------|--------------|---------------------------------|------------|-----------|-----------|---------------|------------|--------------|
| | | Sin Modif. Cuantía | Con Modif. Cuantía | Suspensión PNC | | Compat. PNC 366 | Recuperación Art. 363.1 | Extinción Derecho | TOTAL | Residencia | Personal | U.E.C. | Grado | Fallecimiento | Otras | TOTAL |
| | | | | Art. 363.1 | Pago | | | | | | | | | | | |
| ANDALUCÍA | 3.911 | 787 | 666 | 120 | 372 | 175 | 313 | 1.583 | 4.016 | 10 | 339 | 65 | 58 | 939 | 172 | 1.583 |
| ALMERÍA | 217 | 55 | 39 | 6 | 3 | 5 | 11 | 112 | 231 | 2 | 17 | 4 | 4 | 78 | 7 | 112 |
| CÁDIZ | 879 | 149 | 135 | 28 | 28 | 83 | 36 | 343 | 802 | 2 | 82 | 10 | 1 | 208 | 40 | 343 |
| CÓRDOBA | 349 | 130 | 69 | 17 | 14 | 32 | 19 | 122 | 403 | 0 | 19 | 5 | 12 | 70 | 16 | 122 |
| GRANADA | 306 | 52 | 37 | 10 | 7 | 3 | 28 | 114 | 251 | 0 | 12 | 2 | 10 | 57 | 33 | 114 |
| HUELVA | 273 | 72 | 60 | 2 | 4 | 4 | 22 | 150 | 314 | 0 | 27 | 5 | 8 | 97 | 13 | 150 |
| JAÉN | 210 | 64 | 27 | 5 | 3 | 1 | 15 | 94 | 209 | 0 | 30 | 1 | 2 | 48 | 13 | 94 |
| MÁLAGA | 1.015 | 97 | 144 | 37 | 285 | 17 | 91 | 397 | 1.068 | 5 | 97 | 30 | 6 | 244 | 15 | 397 |
| SEVILLA | 662 | 168 | 155 | 15 | 28 | 30 | 91 | 251 | 738 | 1 | 55 | 8 | 15 | 137 | 35 | 251 |
| ARAGÓN | 389 | 95 | 88 | 28 | 32 | 9 | 23 | 124 | 399 | 1 | 10 | 8 | 4 | 49 | 52 | 124 |
| HUESCA | 80 | 0 | 43 | 3 | 6 | 0 | 6 | 22 | 80 | 0 | 1 | 3 | 2 | 8 | 8 | 22 |
| TERUEL | 33 | 6 | 4 | 0 | 11 | 1 | 4 | 15 | 41 | 0 | 0 | 0 | 0 | 8 | 7 | 15 |
| ZARAGOZA | 276 | 89 | 41 | 25 | 15 | 8 | 13 | 87 | 278 | 1 | 9 | 5 | 2 | 33 | 37 | 87 |
| ASTURIAS | 395 | 55 | 109 | 16 | 1 | 19 | 9 | 203 | 412 | 1 | 49 | 10 | 20 | 105 | 18 | 203 |
| ILLES BALEARS | 661 | 211 | 158 | 5 | 135 | 89 | 0 | 168 | 766 | 2 | 35 | 8 | 16 | 97 | 10 | 168 |
| CANARIAS | 2.609 | 872 | 381 | 0 | 276 | 28 | 0 | 969 | 2.526 | 4 | 254 | 51 | 12 | 549 | 99 | 969 |
| LAS PALMAS | 1.220 | 454 | 161 | 0 | 195 | 14 | 0 | 381 | 1.205 | 1 | 104 | 12 | 7 | 212 | 45 | 381 |
| S.C. TENERIFE | 1.389 | 418 | 220 | 0 | 81 | 14 | 0 | 588 | 1.321 | 3 | 150 | 39 | 5 | 337 | 54 | 588 |
| CANTABRIA | 741 | 329 | 124 | 1 | 70 | 2 | 38 | 177 | 741 | 18 | 26 | 9 | 9 | 81 | 34 | 177 |
| CASTILLA Y LEÓN | 886 | 269 | 393 | 54 | 69 | 34 | 23 | 439 | 1.281 | 1 | 98 | 36 | 21 | 197 | 86 | 439 |
| ÁVILA | 123 | 40 | 39 | 0 | 10 | 0 | 0 | 41 | 130 | 0 | 8 | 6 | 0 | 15 | 12 | 41 |
| BURGOS | 149 | 28 | 31 | 10 | 10 | 6 | 0 | 64 | 149 | 0 | 12 | 6 | 1 | 27 | 18 | 64 |
| LEÓN | 175 | 15 | 46 | 3 | 7 | 7 | 5 | 92 | 175 | 0 | 23 | 5 | 7 | 39 | 18 | 92 |
| PALENCIA | 73 | 18 | 21 | 2 | 3 | 0 | 2 | 33 | 79 | 1 | 9 | 2 | 1 | 17 | 3 | 33 |
| SALAMANCA | 192 | 20 | 53 | 17 | 18 | 0 | 0 | 84 | 192 | 0 | 14 | 4 | 9 | 36 | 21 | 84 |
| SEGOVIA | 2 | 63 | 58 | 0 | 9 | 0 | 0 | 23 | 153 | 0 | 4 | 2 | 3 | 10 | 4 | 23 |
| SORIA | 16 | 2 | 3 | 1 | 3 | 0 | 0 | 7 | 16 | 0 | 2 | 1 | 0 | 3 | 1 | 7 |
| VALLADOLID | 48 | 40 | 117 | 21 | 0 | 21 | 16 | 61 | 276 | 0 | 15 | 7 | 0 | 35 | 4 | 61 |
| ZAMORA | 108 | 43 | 25 | 0 | 9 | 0 | 0 | 34 | 111 | 0 | 11 | 3 | 0 | 15 | 5 | 34 |
| CASTILLA-LA MANCHA | 2.028 | 826 | 515 | 32 | 85 | 91 | 1 | 491 | 2.041 | 4 | 120 | 42 | 6 | 203 | 116 | 491 |
| ALBACETE | 721 | 414 | 152 | 7 | 9 | 24 | 0 | 111 | 717 | 2 | 22 | 8 | 3 | 46 | 30 | 111 |
| CIUDAD REAL | 510 | 181 | 130 | 14 | 16 | 31 | 1 | 135 | 508 | 2 | 33 | 10 | 1 | 58 | 31 | 135 |
| CUENCA | 258 | 108 | 63 | 3 | 4 | 13 | 0 | 71 | 262 | 0 | 17 | 6 | 0 | 28 | 20 | 71 |
| GUADALAJARA | 58 | 15 | 24 | 1 | 6 | 1 | 0 | 17 | 64 | 0 | 8 | 0 | 0 | 3 | 6 | 17 |
| TOLEDO | 481 | 108 | 146 | 7 | 50 | 22 | 0 | 157 | 490 | 0 | 40 | 18 | 2 | 68 | 29 | 157 |

(Continúa al dorso)

| CC.AA. Y/O PROVINCIAS | ENTRADA REVISIONES | REVISIONES EFECTUADAS | | | | | | | | CAUSAS DE EXTINCIÓN DEL DERECHO | | | | | | |
|-----------------------------|-----------------------|-----------------------|-----------------------|----------------|------------|--------------------|----------------------------|----------------------|--------------|---------------------------------|------------|------------|-----------|---------------|------------|--------------|
| | | Sin Modif. Cuantía | Con Modif. Cuantía | Suspensión PNC | | Compat. PNC 366 | Recuperación Art. 363.1 | Extinción Derecho | TOTAL | Residencia | Personal | U.E.C. | Grado | Fallecimiento | Otras | TOTAL |
| | | | | Art. 363.1 | Pago | | | | | | | | | | | |
| CATALUNYA* | 2.159 | 303 | 742 | 375 | 0 | 0 | 0 | 1.077 | 2.497 | 14 | 207 | 78 | 60 | 403 | 315 | 1.077 |
| BARCELONA | 1.425 | 200 | 526 | 213 | 0 | 0 | 0 | 735 | 1.674 | 10 | 139 | 58 | 37 | 287 | 204 | 735 |
| GIRONA | 265 | 58 | 77 | 41 | 0 | 0 | 0 | 127 | 303 | 1 | 22 | 8 | 3 | 39 | 54 | 127 |
| LLEIDA | 108 | 12 | 35 | 25 | 0 | 0 | 0 | 48 | 120 | 0 | 8 | 3 | 5 | 20 | 12 | 48 |
| TARRAGONA | 361 | 33 | 104 | 96 | 0 | 0 | 0 | 167 | 400 | 3 | 38 | 9 | 15 | 57 | 45 | 167 |
| COMUNIDAD VALENCIANA | 1.665 | 798 | 512 | 28 | 203 | 27 | 5 | 970 | 2.543 | 3 | 181 | 108 | 60 | 454 | 164 | 970 |
| ALICANTE | 419 | 517 | 164 | 5 | 31 | 0 | 0 | 294 | 1.011 | 1 | 48 | 18 | 23 | 142 | 62 | 294 |
| CASTELLÓN | 301 | 48 | 61 | 9 | 12 | 27 | 5 | 139 | 301 | 0 | 25 | 18 | 9 | 52 | 35 | 139 |
| VALENCIA | 945 | 233 | 287 | 14 | 160 | 0 | 0 | 537 | 1.231 | 2 | 108 | 72 | 28 | 260 | 67 | 537 |
| EXTREMADURA | 1.643 | 728 | 293 | 22 | 63 | 42 | 18 | 293 | 1.459 | 0 | 41 | 31 | 3 | 142 | 76 | 293 |
| BADAJOS | 1.052 | 441 | 195 | 14 | 42 | 28 | 9 | 185 | 914 | 0 | 31 | 21 | 0 | 82 | 51 | 185 |
| CÁCERES | 591 | 287 | 98 | 8 | 21 | 14 | 9 | 108 | 545 | 0 | 10 | 10 | 3 | 60 | 25 | 108 |
| GALICIA | 2.176 | 395 | 768 | 32 | 71 | 27 | 23 | 860 | 2.176 | 0 | 118 | 187 | 48 | 417 | 90 | 860 |
| A CORUÑA | 968 | 301 | 317 | 25 | 7 | 27 | 13 | 278 | 968 | 0 | 61 | 80 | 14 | 117 | 6 | 278 |
| LUGO | 180 | 20 | 27 | 1 | 5 | 0 | 1 | 126 | 180 | 0 | 11 | 10 | 4 | 61 | 40 | 126 |
| OURENSE | 317 | 53 | 89 | 5 | 2 | 0 | 9 | 159 | 317 | 0 | 24 | 2 | 2 | 87 | 44 | 159 |
| PONTEVEDRA | 711 | 21 | 335 | 1 | 57 | 0 | 0 | 297 | 711 | 0 | 22 | 95 | 28 | 152 | 0 | 297 |
| MADRID | 3.050 | 714 | 1.052 | 75 | 137 | 103 | 11 | 958 | 3.050 | 45 | 164 | 188 | 45 | 369 | 147 | 958 |
| MURCIA | 1.781 | 672 | 542 | 16 | 13 | 19 | 19 | 411 | 1.692 | 1 | 111 | 31 | 22 | 204 | 42 | 411 |
| NAVARRA | 139 | 2 | 65 | 10 | 2 | 1 | 12 | 47 | 139 | 0 | 12 | 3 | 0 | 25 | 7 | 47 |
| PAÍS VASCO | 256 | 3 | 122 | 11 | 32 | 0 | 0 | 85 | 253 | 1 | 13 | 3 | 6 | 37 | 25 | 85 |
| ÁLAVA | 47 | 0 | 0 | 8 | 4 | 0 | 0 | 35 | 47 | 1 | 4 | 0 | 4 | 13 | 13 | 35 |
| GUIPÚZCOA | 0 | 0 | 0 | 0 | 0 | 0 | 0 | 0 | 0 | 0 | 0 | 0 | 0 | 0 | 0 | 0 |
| VIZCAYA | 209 | 3 | 122 | 3 | 28 | 0 | 0 | 50 | 206 | 0 | 9 | 3 | 2 | 24 | 12 | 50 |
| LA RIOJA | 92 | 12 | 32 | 1 | 1 | 5 | 7 | 34 | 92 | 0 | 4 | 2 | 0 | 18 | 10 | 34 |
| CEUTA | 332 | 24 | 179 | 22 | 25 | 10 | 17 | 55 | 332 | 0 | 8 | 13 | 0 | 29 | 5 | 55 |
| MELILLA | 300 | 14 | 145 | 15 | 15 | 32 | 6 | 73 | 300 | 2 | 11 | 9 | 1 | 44 | 6 | 73 |

| | | | | | | | | | | | | | | | | |
|---------------------|---------------|--------------|--------------|------------|--------------|------------|------------|--------------|---------------|------------|--------------|------------|------------|--------------|--------------|--------------|
| TOTAL ESTADO | 25.213 | 7.109 | 6.886 | 863 | 1.602 | 713 | 525 | 9.017 | 26.715 | 107 | 1.801 | 882 | 391 | 4.362 | 1.474 | 9.017 |
|---------------------|---------------|--------------|--------------|------------|--------------|------------|------------|--------------|---------------|------------|--------------|------------|------------|--------------|--------------|--------------|

*Por motivos informáticos, este mes no se dispone de los datos de Catalunya

TOTAL PENSIONES NO CONTRIBUTIVAS REVISIONES DE OFICIO E INSTANCIA DE PARTE DATOS DE GESTIÓN ACUMULADA CORRESPONDIENTES AL AÑO 2025 HASTA SEPTIEMBRE

| CC.AA. Y/O PROVINCIAS | ENTRADA REVISIONES | REVISIONES EFECTUADAS | | | | | | | | CAUSAS DE EXTINCIÓN DEL DERECHO | | | | | | |
|-----------------------------|-----------------------|-----------------------|-----------------------|----------------|------------|--------------------|----------------------------|----------------------|--------------|---------------------------------|--------------|------------|-----------|---------------|------------|--------------|
| | | Sin Modif. Cuantía | Con Modif. Cuantía | Suspensión PNC | | Compat. PNC 366 | Recuperación Art. 363.1 | Extinción Derecho | TOTAL | Residencia | Personal | U.E.C. | Grado | Fallecimiento | Otras | TOTAL |
| | | | | Art. 363.1 | Pago | | | | | | | | | | | |
| ANDALUCÍA | 7.717 | 1.321 | 1.197 | 120 | 830 | 175 | 313 | 3.745 | 7.701 | 25 | 1.037 | 221 | 58 | 2.172 | 232 | 3.745 |
| ALMERÍA | 437 | 72 | 72 | 6 | 4 | 5 | 11 | 272 | 442 | 3 | 60 | 11 | 4 | 185 | 9 | 272 |
| CÁDIZ | 1.696 | 279 | 250 | 28 | 42 | 83 | 36 | 851 | 1.569 | 2 | 275 | 57 | 1 | 468 | 48 | 851 |
| CÓRDOBA | 688 | 209 | 124 | 17 | 30 | 32 | 19 | 325 | 756 | 1 | 82 | 14 | 12 | 190 | 26 | 325 |
| GRANADA | 492 | 80 | 61 | 10 | 15 | 3 | 28 | 230 | 427 | 5 | 50 | 5 | 10 | 123 | 37 | 230 |
| HUELVA | 436 | 90 | 94 | 2 | 6 | 4 | 22 | 262 | 480 | 0 | 57 | 6 | 8 | 175 | 16 | 262 |
| JAÉN | 378 | 81 | 45 | 5 | 8 | 1 | 15 | 219 | 374 | 0 | 68 | 8 | 2 | 123 | 18 | 219 |
| MÁLAGA | 2.281 | 204 | 277 | 37 | 688 | 17 | 91 | 971 | 2.285 | 12 | 257 | 81 | 6 | 587 | 28 | 971 |
| SEVILLA | 1.309 | 306 | 274 | 15 | 37 | 30 | 91 | 615 | 1.368 | 2 | 188 | 39 | 15 | 321 | 50 | 615 |
| ARAGÓN | 909 | 232 | 174 | 28 | 86 | 9 | 23 | 362 | 914 | 7 | 95 | 27 | 4 | 149 | 80 | 362 |
| HUESCA | 201 | 1 | 77 | 3 | 18 | 0 | 6 | 95 | 200 | 0 | 32 | 6 | 2 | 35 | 20 | 95 |
| TERUEL | 95 | 20 | 18 | 0 | 18 | 1 | 4 | 42 | 103 | 0 | 3 | 1 | 0 | 25 | 13 | 42 |
| ZARAGOZA | 613 | 211 | 79 | 25 | 50 | 8 | 13 | 225 | 611 | 7 | 60 | 20 | 2 | 89 | 47 | 225 |
| ASTURIAS | 843 | 86 | 251 | 16 | 1 | 19 | 9 | 499 | 881 | 7 | 139 | 27 | 20 | 278 | 28 | 499 |
| ILLES BALEARS | 1.525 | 354 | 385 | 5 | 353 | 89 | 0 | 456 | 1.642 | 5 | 119 | 29 | 16 | 267 | 20 | 456 |
| CANARIAS | 4.846 | 1.401 | 847 | 0 | 494 | 28 | 0 | 1.991 | 4.761 | 12 | 521 | 85 | 12 | 1.203 | 158 | 1.991 |
| LAS PALMAS | 2.356 | 825 | 333 | 0 | 402 | 14 | 0 | 853 | 2.427 | 5 | 250 | 33 | 7 | 480 | 78 | 853 |
| S.C. TENERIFE | 2.490 | 576 | 514 | 0 | 92 | 14 | 0 | 1.138 | 2.334 | 7 | 271 | 52 | 5 | 723 | 80 | 1.138 |
| CANTABRIA | 1.401 | 572 | 291 | 1 | 126 | 2 | 38 | 371 | 1.401 | 18 | 101 | 31 | 9 | 161 | 51 | 371 |
| CASTILLA Y LEÓN | 2.413 | 519 | 863 | 54 | 157 | 34 | 23 | 1.328 | 2.978 | 10 | 467 | 137 | 21 | 601 | 92 | 1.328 |
| ÁVILA | 265 | 56 | 68 | 0 | 13 | 0 | 0 | 127 | 264 | 0 | 31 | 26 | 0 | 56 | 14 | 127 |
| BURGOS | 277 | 37 | 51 | 10 | 12 | 6 | 0 | 161 | 277 | 3 | 48 | 18 | 1 | 72 | 19 | 161 |
| LEÓN | 379 | 36 | 99 | 3 | 14 | 7 | 5 | 215 | 379 | 2 | 71 | 17 | 7 | 100 | 18 | 215 |
| PALENCIA | 176 | 35 | 43 | 2 | 6 | 0 | 2 | 107 | 195 | 2 | 44 | 7 | 1 | 50 | 3 | 107 |
| SALAMANCA | 457 | 43 | 93 | 17 | 40 | 0 | 0 | 264 | 457 | 1 | 91 | 17 | 9 | 123 | 23 | 264 |
| SEGOVIA | 3 | 90 | 105 | 0 | 43 | 0 | 0 | 79 | 317 | 1 | 30 | 9 | 3 | 32 | 4 | 79 |
| SORIA | 48 | 4 | 5 | 1 | 9 | 0 | 0 | 29 | 48 | 0 | 17 | 1 | 0 | 10 | 1 | 29 |
| VALLADOLID | 596 | 154 | 351 | 21 | 11 | 21 | 16 | 252 | 826 | 1 | 103 | 30 | 0 | 113 | 5 | 252 |
| ZAMORA | 212 | 64 | 48 | 0 | 9 | 0 | 0 | 94 | 215 | 0 | 32 | 12 | 0 | 45 | 5 | 94 |
| CASTILLA-LA MANCHA | 3.561 | 1.281 | 909 | 32 | 153 | 91 | 1 | 1.120 | 3.587 | 25 | 329 | 104 | 6 | 481 | 175 | 1.120 |
| ALBACETE | 1.172 | 646 | 234 | 7 | 14 | 24 | 0 | 232 | 1.157 | 6 | 65 | 18 | 3 | 97 | 43 | 232 |
| CIUDAD REAL | 860 | 257 | 247 | 14 | 21 | 31 | 1 | 285 | 856 | 2 | 85 | 20 | 1 | 134 | 43 | 285 |
| CUENCA | 413 | 162 | 100 | 3 | 10 | 13 | 0 | 147 | 435 | 8 | 39 | 8 | 0 | 58 | 34 | 147 |
| GUADALAJARA | 114 | 35 | 55 | 1 | 11 | 1 | 0 | 26 | 129 | 0 | 9 | 1 | 0 | 6 | 10 | 26 |
| TOLEDO | 1.002 | 181 | 273 | 7 | 97 | 22 | 0 | 430 | 1.010 | 9 | 131 | 57 | 2 | 186 | 45 | 430 |

(Continúa al dorso)

| CC.AA. Y/O PROVINCIAS | ENTRADA REVISIONES | REVISIONES EFECTUADAS | | | | | | | | CAUSAS DE EXTINCIÓN DEL DERECHO | | | | | | |
|-----------------------------|-----------------------|-----------------------|-----------------------|----------------|------------|--------------------|----------------------------|----------------------|--------------|---------------------------------|------------|------------|-----------|---------------|------------|--------------|
| | | Sin Modif. Cuantía | Con Modif. Cuantía | Suspensión PNC | | Compat. PNC 366 | Recuperación Art. 363.1 | Extinción Derecho | TOTAL | Residencia | Personal | U.E.C. | Grado | Fallecimiento | Otras | TOTAL |
| | | | | Art. 363.1 | Pago | | | | | | | | | | | |
| CATALUNYA* | 3.677 | 504 | 1.266 | 375 | 12 | 0 | 0 | 2.237 | 4.394 | 36 | 741 | 172 | 60 | 859 | 369 | 2.237 |
| BARCELONA | 2.483 | 323 | 888 | 213 | 7 | 0 | 0 | 1.571 | 3.002 | 24 | 530 | 126 | 37 | 617 | 237 | 1.571 |
| GIRONA | 458 | 112 | 144 | 41 | 1 | 0 | 0 | 250 | 548 | 6 | 66 | 19 | 3 | 89 | 67 | 250 |
| LLEIDA | 186 | 16 | 61 | 25 | 1 | 0 | 0 | 116 | 219 | 1 | 41 | 12 | 5 | 43 | 14 | 116 |
| TARRAGONA | 550 | 53 | 173 | 96 | 3 | 0 | 0 | 300 | 625 | 5 | 104 | 15 | 15 | 110 | 51 | 300 |
| COMUNIDAD VALENCIANA | 4.117 | 3.007 | 1.369 | 28 | 398 | 27 | 5 | 2.727 | 7.561 | 22 | 772 | 360 | 60 | 1.258 | 255 | 2.727 |
| ALICANTE | 1.224 | 2.267 | 655 | 5 | 46 | 0 | 0 | 995 | 3.968 | 3 | 263 | 127 | 23 | 478 | 101 | 995 |
| CASTELLÓN | 572 | 87 | 147 | 9 | 27 | 27 | 5 | 270 | 572 | 0 | 70 | 34 | 9 | 107 | 50 | 270 |
| VALENCIA | 2.321 | 653 | 567 | 14 | 325 | 0 | 0 | 1.462 | 3.021 | 19 | 439 | 199 | 28 | 673 | 104 | 1.462 |
| EXTREMADURA | 3.125 | 1.289 | 555 | 22 | 105 | 42 | 18 | 845 | 2.876 | 1 | 275 | 72 | 3 | 383 | 111 | 845 |
| BADAJOS | 2.029 | 801 | 386 | 14 | 62 | 28 | 9 | 550 | 1.850 | 0 | 182 | 49 | 0 | 244 | 75 | 550 |
| CÁCERES | 1.096 | 488 | 169 | 8 | 43 | 14 | 9 | 295 | 1.026 | 1 | 93 | 23 | 3 | 139 | 36 | 295 |
| GALICIA | 4.939 | 736 | 1.925 | 32 | 161 | 27 | 23 | 2.035 | 4.939 | 3 | 433 | 391 | 48 | 1.022 | 138 | 2.035 |
| A CORUÑA | 1.894 | 591 | 608 | 25 | 10 | 27 | 13 | 620 | 1.894 | 2 | 138 | 174 | 14 | 283 | 9 | 620 |
| LUGO | 441 | 32 | 78 | 1 | 14 | 0 | 1 | 315 | 441 | 0 | 56 | 29 | 4 | 160 | 66 | 315 |
| OURENSE | 566 | 66 | 133 | 5 | 4 | 0 | 9 | 349 | 566 | 1 | 76 | 7 | 2 | 200 | 63 | 349 |
| PONTEVEDRA | 2.038 | 47 | 1.106 | 1 | 133 | 0 | 0 | 751 | 2.038 | 0 | 163 | 181 | 28 | 379 | 0 | 751 |
| MADRID | 6.879 | 1.581 | 2.361 | 75 | 251 | 103 | 11 | 2.425 | 6.807 | 118 | 470 | 359 | 45 | 1.078 | 355 | 2.425 |
| MURCIA | 3.045 | 1.034 | 1.061 | 16 | 34 | 19 | 19 | 774 | 2.957 | 3 | 257 | 63 | 22 | 358 | 71 | 774 |
| NAVARRA | 501 | 12 | 232 | 10 | 9 | 1 | 12 | 225 | 501 | 0 | 73 | 23 | 0 | 101 | 28 | 225 |
| PAÍS VASCO | 485 | 4 | 188 | 11 | 50 | 0 | 0 | 229 | 482 | 16 | 67 | 9 | 6 | 103 | 28 | 229 |
| ÁLAVA | 136 | 0 | 0 | 8 | 5 | 0 | 0 | 123 | 136 | 15 | 42 | 0 | 4 | 46 | 16 | 123 |
| GUIPÚZCOA | 0 | 0 | 0 | 0 | 0 | 0 | 0 | 0 | 0 | 0 | 0 | 0 | 0 | 0 | 0 | 0 |
| VIZCAYA | 349 | 4 | 188 | 3 | 45 | 0 | 0 | 106 | 346 | 1 | 25 | 9 | 2 | 57 | 12 | 106 |
| LA RIOJA | 243 | 25 | 79 | 1 | 7 | 5 | 7 | 119 | 243 | 0 | 39 | 5 | 0 | 62 | 13 | 119 |
| CEUTA | 511 | 32 | 286 | 22 | 45 | 10 | 17 | 99 | 511 | 1 | 16 | 20 | 0 | 56 | 6 | 99 |
| MELILLA | 450 | 27 | 221 | 15 | 32 | 32 | 6 | 117 | 450 | 3 | 22 | 19 | 1 | 62 | 10 | 117 |

| | | | | | | | | | | | | | | | | |
|---------------------|---------------|---------------|---------------|------------|--------------|------------|------------|---------------|---------------|------------|--------------|--------------|------------|---------------|--------------|---------------|
| TOTAL ESTADO | 51.187 | 14.017 | 14.460 | 863 | 3.304 | 713 | 525 | 21.704 | 55.586 | 312 | 5.973 | 2.154 | 391 | 10.654 | 2.220 | 21.704 |
|---------------------|---------------|---------------|---------------|------------|--------------|------------|------------|---------------|---------------|------------|--------------|--------------|------------|---------------|--------------|---------------|

*Por motivos informáticos, este mes no se dispone de los datos de Catalunya

Anexos PSPD



1. Número de beneficiarios, prestaciones e importes de las nóminas



**PRESTACIONES DEL REAL DECRETO 383/1984, DE 1 DE FEBRERO
EVOLUCIÓN DE LOS BENEFICIARIOS E IMPORTES DE LAS NÓMINAS**

**TOTAL ESTADO
CON NAVARRA Y EL PAÍS VASCO**

| MENSUALIDADES | NUMERO DE BENEFICIARIOS DISTINTOS | SGIM | | SATP | | SMGT | | TOTAL | | ASPF |
|--------------------------|-----------------------------------|------------------------|---------------------|------------------------|-------------------|------------------------|---------------|------------------------|---------------|------------------------|
| | | NÚMERO DE PRESTACIONES | IMPORTE BRUTO | NÚMERO DE PRESTACIONES | IMPORTE BRUTO | NÚMERO DE PRESTACIONES | IMPORTE BRUTO | NÚMERO DE PRESTACIONES | IMPORTE BRUTO | NÚMERO DE PRESTACIONES |
| AÑO 2018 | 12.912 | 5.981 | 13.431.539,56 | 604 | 536.598,30 | 956 | 827.281,96 | 7.541 | 14.795.419,82 | 6.325 |
| AÑO 2019 | 11.675 | 5.209 | 11.579.319,41 | 540 | 468.856,97 | 956 | 808.874,48 | 6.705 | 12.857.050,86 | 5.812 |
| AÑO 2020 | 10.561 | 4.465 | 10.057.402,26 | 450 | 404.367,08 | 873 | 769.580,62 | 5.788 | 11.231.349,96 | 5.487 |
| AÑO 2021 | 9.293 | 3.833 | 8.554.438,84 | 385 | 339.536,23 | 834 | 735.371,45 | 5.052 | 9.629.346,52 | 4.854 |
| AÑO 2022 | 8.666 | 3.306 | 7.384.992,18 | 331 | 290.749,96 | 828 | 738.988,40 | 4.465 | 8.414.730,54 | 4.728 |
| AÑO 2023 | 8.098 | 2.884 | 6.377.303,58 | 280 | 245.899,33 | 769 | 759.203,66 | 3.933 | 7.382.406,57 | 4.609 |
| AÑO 2024 | 7.554 | 2.456 | 5.527.407,29 | 236 | 210.887,21 | 746 | 755.807,20 | 3.438 | 6.494.101,70 | 4.497 |
| AÑO 2025 | | | | | | | | | | |
| ENERO | 7.522 | 2.433 | 363.010,26 | 235 | 13.735,76 | 744 | 62.930,50 | 3.412 | 439.676,52 | 4.490 |
| FEBRERO | 7.313 | 2.398 | 357.765,16 | 235 | 13.735,77 | 742 | 63.420,90 | 3.375 | 434.921,82 | 4.314 |
| MARZO | 7.263 | 2.354 | 356.709,48 | 232 | 13.560,42 | 739 | 62.448,80 | 3.325 | 432.718,69 | 4.308 |
| ABRIL | 7.229 | 2.321 | 346.366,98 | 228 | 13.326,62 | 739 | 62.789,70 | 3.288 | 422.483,29 | 4.305 |
| MAYO | 7.194 | 2.286 | 341.021,97 | 221 | 12.917,46 | 744 | 64.527,10 | 3.251 | 418.466,53 | 4.299 |
| JUNIO * | 7.155 | 2.255 | 672.802,48 | 218 | 25.484,22 | 741 | 61.200,40 | 3.214 | 759.487,10 | 4.291 |
| JULIO | 7.114 | 2.229 | 332.819,05 | 217 | 12.683,66 | 737 | 63.958,20 | 3.183 | 409.460,91 | 4.279 |
| AGOSTO | 7.078 | 2.198 | 328.608,51 | 216 | 12.625,21 | 730 | 61.453,20 | 3.144 | 402.686,92 | 4.277 |
| SEPTIEMBRE | 7.043 | 2.167 | 323.518,99 | 214 | 12.508,31 | 729 | 63.123,20 | 3.110 | 399.150,50 | 4.274 |
| OCTUBRE | | | | | | | | | | |
| NOVIEMBRE * | | | | | | | | | | |
| DICIEMBRE | | | | | | | | | | |
| TOTAL AÑO 2025(1) | | | 3.422.622,86 | 130.577,43 | 565.852,00 | 4.119.052,29 | | | | |

* En SGIM y SATP, junto a la mensualidad se abona una paga extra

PRESTACIONES DEL REAL DECRETO 383/1984, DE 1 DE FEBRERO

BENEFICIARIOS E IMPORTE DE LA NÓMINA AÑO 2025

SEPTIEMBRE

| CC.AA. Y/O PROVINCIAS | NÚMERO DE BENEFICIARIOS DISTINTOS | SGIM | | SATP | | SMGT | | T O T A L | | ASPF |
|-----------------------------|---|---------------------------|------------------|---------------------------|------------------|---------------------------|------------------|---------------------------|------------------|---------------------------|
| | | NÚMERO DE PRESTACIONES | IMPORTE BRUTO | NÚMERO DE PRESTACIONES | IMPORTE BRUTO | NÚMERO DE PRESTACIONES | IMPORTE BRUTO | NÚMERO DE PRESTACIONES | IMPORTE BRUTO | NÚMERO DE PRESTACIONES |
| ANDALUCÍA | 943 | 478 | 71.435,52 | 58 | 3.390,10 | 63 | 5.260,00 | 599 | 80.085,62 | 431 |
| ALMERÍA | 128 | 87 | 13.037,82 | 7 | 409,15 | 11 | 918,00 | 105 | 14.364,97 | 31 |
| CÁDIZ | 101 | 62 | 9.291,32 | 8 | 467,60 | 15 | 1.252,50 | 85 | 11.011,42 | 29 |
| CÓRDOBA | 54 | 32 | 4.795,52 | 2 | 116,90 | 7 | 584,50 | 41 | 5.496,92 | 14 |
| GRANADA | 99 | 14 | 2.098,04 | 2 | 116,90 | 3 | 250,50 | 19 | 2.465,44 | 83 |
| HUELVA | 27 | 9 | 1.348,74 | 1 | 58,45 | 2 | 167,00 | 12 | 1.574,19 | 16 |
| JAÉN | 45 | 31 | 4.573,90 | 3 | 175,35 | 3 | 250,50 | 37 | 4.999,75 | 13 |
| MÁLAGA | 406 | 212 | 31.644,52 | 31 | 1.811,95 | 11 | 918,50 | 254 | 34.374,97 | 204 |
| SEVILLA | 83 | 31 | 4.645,66 | 4 | 233,80 | 11 | 918,50 | 46 | 5.797,96 | 41 |
| ARAGÓN | 197 | 70 | 10.490,20 | 3 | 175,35 | 21 | 1.753,50 | 94 | 12.419,05 | 111 |
| HUESCA | 13 | 8 | 1.198,88 | 0 | 0,00 | 0 | 0,00 | 8 | 1.198,88 | 5 |
| TERUEL | 9 | 5 | 749,30 | 0 | 0,00 | 2 | 167,00 | 7 | 916,30 | 2 |
| ZARAGOZA | 175 | 57 | 8.542,02 | 3 | 175,35 | 19 | 1.586,50 | 79 | 10.303,87 | 104 |
| ASTURIAS | 199 | 83 | 12.321,98 | 5 | 292,25 | 5 | 417,50 | 93 | 13.031,73 | 114 |
| ILLES BALEARS | 19 | 19 | 2.847,34 | 2 | 116,90 | 0 | 0,00 | 21 | 2.964,24 | 0 |
| CANARIAS | 92 | 15 | 2.247,90 | 4 | 233,80 | 21 | 1.753,50 | 40 | 4.235,20 | 57 |
| LAS PALMAS | 60 | 3 | 449,58 | 0 | 0,00 | 12 | 1.002,00 | 15 | 1.451,58 | 46 |
| S.C. TENERIFE | 32 | 12 | 1.798,32 | 4 | 233,80 | 9 | 751,50 | 25 | 2.783,62 | 11 |
| CANTABRIA | 45 | 38 | 5.627,42 | 4 | 233,80 | 6 | 501,00 | 48 | 6.362,22 | 0 |
| CASTILLA Y LEÓN | 1.048 | 181 | 26.907,24 | 20 | 1.169,00 | 26 | 2.171,00 | 227 | 30.247,24 | 844 |
| ÁVILA | 219 | 14 | 2.075,00 | 4 | 233,80 | 1 | 83,50 | 19 | 2.392,30 | 204 |
| BURGOS | 18 | 11 | 1.648,46 | 0 | 0,00 | 4 | 334,00 | 15 | 1.982,46 | 3 |
| LEÓN | 357 | 32 | 4.676,67 | 4 | 233,80 | 6 | 501,00 | 42 | 5.411,47 | 320 |
| PALENCIA | 40 | 11 | 1.648,46 | 1 | 58,45 | 8 | 668,00 | 20 | 2.374,91 | 22 |
| SALAMANCA | 273 | 21 | 3.071,53 | 3 | 175,35 | 0 | 0,00 | 24 | 3.246,88 | 253 |
| SEGOVIA | 22 | 8 | 1.198,88 | 2 | 116,90 | 0 | 0,00 | 10 | 1.315,78 | 14 |
| SORIA | 11 | 9 | 1.348,74 | 0 | 0,00 | 2 | 167,00 | 11 | 1.515,74 | 1 |
| VALLADOLID | 78 | 59 | 8.841,74 | 2 | 116,90 | 3 | 250,50 | 64 | 9.209,14 | 15 |
| ZAMORA | 30 | 16 | 2.397,76 | 4 | 233,80 | 2 | 167,00 | 22 | 2.798,56 | 12 |
| CASTILLA-LA MANCHA | 1.414 | 104 | 15.537,85 | 16 | 935,20 | 9 | 751,50 | 129 | 17.224,55 | 1.304 |
| ALBACETE | 289 | 18 | 2.649,89 | 4 | 233,80 | 2 | 167,00 | 24 | 3.050,69 | 270 |
| CIUDAD REAL | 595 | 14 | 2.098,04 | 2 | 116,90 | 1 | 83,50 | 17 | 2.298,44 | 580 |
| CUENCA | 213 | 15 | 2.247,90 | 2 | 116,90 | 2 | 167,00 | 19 | 2.531,80 | 196 |
| GUADALAJARA | 11 | 8 | 1.198,88 | 2 | 116,90 | 2 | 167,00 | 12 | 1.482,78 | 1 |
| TOLEDO | 306 | 49 | 7.343,14 | 6 | 350,70 | 2 | 167,00 | 57 | 7.860,84 | 257 |

(Continúa al dorso)

| CC.AA. Y/O PROVINCIAS | NÚMERO DE BENEFICIARIOS DISTINTOS | SGIM | | SATP | | SMGT | | T O T A L | | ASPF |
|-----------------------------|---|---------------------------|-------------------|---------------------------|------------------|---------------------------|------------------|---------------------------|-------------------|---------------------------|
| | | NÚMERO DE PRESTACIONES | IMPORTE BRUTO | NÚMERO DE PRESTACIONES | IMPORTE BRUTO | NÚMERO DE PRESTACIONES | IMPORTE BRUTO | NÚMERO DE PRESTACIONES | IMPORTE BRUTO | NÚMERO DE PRESTACIONES |
| CATALUNYA | 262 | 247 | 36.993,73 | 10 | 584,50 | 13 | 1.085,50 | 270 | 38.663,73 | 9 |
| BARCELONA | 181 | 169 | 25.304,65 | 7 | 409,15 | 11 | 918,50 | 187 | 26.632,30 | 5 |
| GIRONA | 19 | 18 | 2.697,48 | 2 | 116,90 | 1 | 83,50 | 21 | 2.897,88 | 0 |
| LLEIDA | 29 | 27 | 4.046,22 | 1 | 58,45 | 1 | 83,50 | 29 | 4.188,17 | 3 |
| TARRAGONA | 33 | 33 | 4.945,38 | 0 | 0,00 | 0 | 0,00 | 33 | 4.945,38 | 1 |
| COMUNIDAD VALENCIANA | 837 | 264 | 39.563,04 | 27 | 1.578,15 | 103 | 8.600,50 | 394 | 49.741,69 | 491 |
| ALICANTE | 391 | 148 | 22.179,28 | 9 | 526,05 | 19 | 1.586,50 | 176 | 24.291,83 | 238 |
| CASTELLÓN | 46 | 26 | 3.896,36 | 0 | 0,00 | 18 | 1.503,00 | 44 | 5.399,36 | 3 |
| VALENCIA | 400 | 90 | 13.487,40 | 18 | 1.052,10 | 66 | 5.511,00 | 174 | 20.050,50 | 250 |
| EXTREMADURA | 87 | 77 | 11.377,47 | 5 | 292,25 | 8 | 668,00 | 90 | 12.337,72 | 4 |
| BADAJOS | 39 | 37 | 5.490,73 | 1 | 58,45 | 1 | 83,50 | 39 | 5.632,68 | 1 |
| CÁCERES | 48 | 40 | 5.886,74 | 4 | 233,80 | 7 | 584,50 | 51 | 6.705,04 | 3 |
| GALICIA | 126 | 87 | 12.935,33 | 12 | 701,40 | 23 | 2.421,50 | 122 | 16.058,23 | 22 |
| A CORUÑA | 38 | 31 | 4.543,17 | 7 | 409,15 | 7 | 584,50 | 45 | 5.536,82 | 0 |
| LUGO | 20 | 4 | 599,44 | 0 | 0,00 | 9 | 751,50 | 13 | 1.350,94 | 8 |
| OURENSE | 18 | 8 | 1.198,88 | 0 | 0,00 | 2 | 167,00 | 10 | 1.365,88 | 8 |
| PONTEVEDRA | 50 | 44 | 6.593,84 | 5 | 292,25 | 5 | 918,50 | 54 | 7.804,59 | 6 |
| MADRID | 787 | 196 | 29.372,56 | 22 | 1.285,90 | 94 | 7.846,70 | 312 | 38.505,16 | 515 |
| MURCIA | 523 | 181 | 26.779,25 | 8 | 467,60 | 44 | 3.674,00 | 233 | 30.920,85 | 304 |
| NAVARRA | 40 | 22 | 3.346,86 | 8 | 467,61 | 11 | 918,50 | 41 | 4.732,97 | 9 |
| PAÍS VASCO | 132 | 63 | 9.441,18 | 6 | 350,70 | 62 | 5.177,00 | 131 | 14.968,88 | 26 |
| ARABA/ÁLAVA | 22 | 12 | 1.798,32 | 4 | 233,80 | 6 | 501,00 | 22 | 2.533,12 | 13 |
| GIPUZKOA | 52 | 13 | 1.948,18 | 1 | 58,45 | 39 | 3.256,50 | 53 | 5.263,13 | 10 |
| BIZKAIA | 58 | 38 | 5.694,68 | 1 | 58,45 | 17 | 1.419,50 | 56 | 7.172,63 | 3 |
| LA RIOJA | 27 | 13 | 1.948,18 | 1 | 58,45 | 2 | 167,00 | 16 | 2.173,63 | 12 |
| CEUTA | 50 | 15 | 2.247,90 | 1 | 58,45 | 19 | 1.586,50 | 35 | 3.892,85 | 18 |
| MELILLA | 215 | 14 | 2.098,04 | 2 | 116,90 | 199 | 18.370,00 | 215 | 20.584,94 | 3 |
| TOTAL ESTADO | 7.043 | 2.167 | 323.518,99 | 214 | 12.508,31 | 729 | 63.123,20 | 3.110 | 399.150,50 | 4.274 |

2. PSPD: datos de la gestión mensual y anual



PRESTACIONES DEL REAL DECRETO 383/1984, DE 1 DE FEBRERO DATOS DE GESTIÓN CORRESPONDIENTES AL MES DE SEPTIEMBRE DE 2025

| CC.AA. Y/O PROVINCIAS | SUBSIDIO MOVILIDAD Y COMPENSACIÓN PARA | | | | | | ASISTENCIA SANITARIA Y PRESTACIÓN FARMACÉUTICA | | | | | TOTAL PRESTACIONES | | | | | | |
|-----------------------------|--|------------------------------|-----------|---------------------|--------------|------------------|--|------------|----------|---------------------|------------------|--------------------|-----------------------|-----------|---------------------|------------------|--------------|-----------|
| | PTES. MES ANT. | GASTOS TRANSPORTE (S.M.G.T.) | | | | PTES. FIN MES | PTES. MES ANT. | (A.S.P.F.) | | | PTES. FIN MES | PTES. MES ANT. | REAL DECRETO 383/1984 | | | PTES. FIN MES | | |
| | | SOLC. | REST. | APRB. (nº y % C.R.) | | | | SOLC. | REST. | APRB. (nº y % C.R.) | | | SOLC. | REST. | APRB. (nº y % C.R.) | | | |
| ANDALUCÍA | 34 | 13 | 20 | 1 | 5,00 | 27 | 14 | 2 | 6 | 0 | - | 10 | 48 | 15 | 26 | 1 | 3,85 | 37 |
| ALMERÍA | 0 | 0 | 0 | 0 | - | 0 | 0 | 0 | 0 | 0 | - | 0 | 0 | 0 | 0 | 0 | - | 0 |
| CÁDIZ | 2 | 1 | 3 | 0 | - | 0 | 0 | 1 | 1 | 0 | - | 0 | 2 | 2 | 4 | 0 | - | 0 |
| CÓRDOBA | 14 | 0 | 0 | 0 | - | 14 | 9 | 0 | 0 | 0 | - | 9 | 23 | 0 | 0 | 0 | - | 23 |
| GRANADA | 5 | 0 | 0 | 0 | - | 5 | 1 | 0 | 0 | 0 | - | 1 | 6 | 0 | 0 | 0 | - | 6 |
| HUELVA | 1 | 0 | 1 | 0 | - | 0 | 0 | 0 | 0 | 0 | - | 0 | 1 | 0 | 1 | 0 | - | 0 |
| JAÉN | 5 | 2 | 3 | 0 | - | 4 | 1 | 0 | 1 | 0 | - | 0 | 6 | 2 | 4 | 0 | - | 4 |
| MÁLAGA | 5 | 2 | 4 | 0 | - | 3 | 3 | 1 | 4 | 0 | - | 0 | 8 | 3 | 8 | 0 | - | 3 |
| SEVILLA | 2 | 8 | 9 | 1 | 11,11 | 1 | 0 | 0 | 0 | 0 | - | 0 | 2 | 8 | 9 | 1 | 11,11 | 1 |
| ARAGÓN | 0 | 0 | 0 | 0 | - | 0 | 0 | 0 | 0 | 0 | - | 0 | 0 | 0 | 0 | 0 | - | 0 |
| HUESCA | 0 | 0 | 0 | 0 | - | 0 | 0 | 0 | 0 | 0 | - | 0 | 0 | 0 | 0 | 0 | - | 0 |
| TERUEL | 0 | 0 | 0 | 0 | - | 0 | 0 | 0 | 0 | 0 | - | 0 | 0 | 0 | 0 | 0 | - | 0 |
| ZARAGOZA | 0 | 0 | 0 | 0 | - | 0 | 0 | 0 | 0 | 0 | - | 0 | 0 | 0 | 0 | 0 | - | 0 |
| ASTURIAS | 0 | 0 | 0 | 0 | - | 0 | 0 | 0 | 0 | 0 | - | 0 | 0 | 0 | 0 | 0 | - | 0 |
| ILLES BALEARS | 0 | 0 | 0 | 0 | - | 0 | 0 | 0 | 0 | 0 | - | 0 | 0 | 0 | 0 | 0 | - | 0 |
| CANARIAS | 2 | 0 | 2 | 1 | 50,00 | 0 | 0 | 0 | 0 | 0 | - | 0 | 2 | 0 | 2 | 1 | 50,00 | 0 |
| LAS PALMAS | 2 | 0 | 2 | 1 | 50,00 | 0 | 0 | 0 | 0 | 0 | - | 0 | 2 | 0 | 2 | 1 | 50,00 | 0 |
| S.C. TENERIFE | 0 | 0 | 0 | 0 | - | 0 | 0 | 0 | 0 | 0 | - | 0 | 0 | 0 | 0 | 0 | - | 0 |
| CANTABRIA | 0 | 0 | 0 | 0 | - | 0 | 1 | 0 | 1 | 0 | - | 0 | 1 | 0 | 1 | 0 | - | 0 |
| CASTILLA Y LEÓN | 12 | 9 | 8 | 0 | - | 13 | 4 | 8 | 6 | 0 | - | 6 | 16 | 17 | 14 | 0 | - | 19 |
| ÁVILA | 2 | 1 | 0 | 0 | - | 3 | 0 | 0 | 0 | 0 | - | 0 | 2 | 1 | 0 | 0 | - | 3 |
| BURGOS | 1 | 0 | 0 | 0 | - | 1 | 2 | 1 | 0 | 0 | - | 3 | 3 | 1 | 0 | 0 | - | 4 |
| LEÓN | 4 | 2 | 2 | 0 | - | 4 | 1 | 2 | 1 | 0 | - | 2 | 5 | 4 | 3 | 0 | - | 6 |
| PALENCIA | 0 | 0 | 0 | 0 | - | 0 | 0 | 0 | 0 | 0 | - | 0 | 0 | 0 | 0 | 0 | - | 0 |
| SALAMANCA | 1 | 3 | 2 | 0 | - | 2 | 0 | 4 | 3 | 0 | - | 1 | 1 | 7 | 5 | 0 | - | 3 |
| SEGOVIA | 0 | 0 | 0 | 0 | - | 0 | 0 | 0 | 0 | 0 | - | 0 | 0 | 0 | 0 | 0 | - | 0 |
| SORIA | 0 | 0 | 0 | 0 | - | 0 | 0 | 0 | 0 | 0 | - | 0 | 0 | 0 | 0 | 0 | - | 0 |
| VALLADOLID | 1 | 3 | 4 | 0 | - | 0 | 1 | 1 | 2 | 0 | - | 0 | 2 | 4 | 6 | 0 | - | 0 |
| ZAMORA | 3 | 0 | 0 | 0 | - | 3 | 0 | 0 | 0 | 0 | - | 0 | 3 | 0 | 0 | 0 | - | 3 |
| CASTILLA-LA MANCHA | 0 | 2 | 2 | 1 | 50,00 | 0 | 1 | 0 | 1 | 0 | - | 0 | 1 | 2 | 3 | 1 | 33,33 | 0 |
| ALBACETE | 0 | 1 | 1 | 0 | - | 0 | 1 | 0 | 1 | 0 | - | 0 | 1 | 1 | 2 | 0 | - | 0 |
| CIUDAD REAL | 0 | 0 | 0 | 0 | - | 0 | 0 | 0 | 0 | 0 | - | 0 | 0 | 0 | 0 | 0 | - | 0 |
| CUENCA | 0 | 0 | 0 | 0 | - | 0 | 0 | 0 | 0 | 0 | - | 0 | 0 | 0 | 0 | 0 | - | 0 |
| GUADALAJARA | 0 | 0 | 0 | 0 | - | 0 | 0 | 0 | 0 | 0 | - | 0 | 0 | 0 | 0 | 0 | - | 0 |
| TOLEDO | 0 | 1 | 1 | 1 | 100,00 | 0 | 0 | 0 | 0 | 0 | - | 0 | 0 | 1 | 1 | 1 | 100,00 | 0 |

(Continúa al dorso)

| CC.AA. Y/O PROVINCIAS | SUBSIDIO MOVILIDAD Y COMPENSACIÓN PARA | | | | | ASISTENCIA SANITARIA Y PRESTACIÓN FARMACÉUTICA | | | | | TOTAL PRESTACIONES | | | | | | | |
|-----------------------------|--|------------------------------|-----------|---------------------|------------------|--|------------|-----------|---------------------|------------------|--------------------|-----------------------|------------|---------------------|---------------|----------|--------------|------------|
| | PTES. MES ANT. | GASTOS TRANSPORTE (S.M.G.T.) | | | PTES. FIN MES | PTES. MES ANT. | (A.S.P.F.) | | | PTES. FIN MES | PTE. MES ANT. | REAL DECRETO 383/1984 | | | PTE. FINAL | | | |
| | | SOLC. | REST. | APRB. (nº y % C.R.) | | | SOLC. | REST. | APRB. (nº y % C.R.) | | | SOLC. | REST. | APRB. (nº y % C.R.) | | | | |
| CATALUNYA* | 38 | 0 | 0 | 0 | - | 38 | 0 | 0 | 0 | 0 | - | 0 | 38 | 0 | 0 | 0 | - | 38 |
| BARCELONA | 23 | 0 | 0 | 0 | - | 23 | 0 | 0 | 0 | 0 | - | 0 | 23 | 0 | 0 | 0 | - | 23 |
| GIRONA | 2 | 0 | 0 | 0 | - | 2 | 0 | 0 | 0 | 0 | - | 0 | 2 | 0 | 0 | 0 | - | 2 |
| LLEIDA | 4 | 0 | 0 | 0 | - | 4 | 0 | 0 | 0 | 0 | - | 0 | 4 | 0 | 0 | 0 | - | 4 |
| TARRAGONA | 9 | 0 | 0 | 0 | - | 9 | 0 | 0 | 0 | 0 | - | 0 | 9 | 0 | 0 | 0 | - | 9 |
| COMUNIDAD VALENCIANA | 3 | 7 | 5 | 0 | - | 5 | 0 | 0 | 0 | 0 | - | 0 | 3 | 7 | 5 | 0 | - | 5 |
| ALICANTE | 0 | 0 | 0 | 0 | - | 0 | 0 | 0 | 0 | 0 | - | 0 | 0 | 0 | 0 | 0 | - | 0 |
| CASTELLÓN | 0 | 0 | 0 | 0 | - | 0 | 0 | 0 | 0 | 0 | - | 0 | 0 | 0 | 0 | 0 | - | 0 |
| VALENCIA | 3 | 7 | 5 | 0 | - | 5 | 0 | 0 | 0 | 0 | - | 0 | 3 | 7 | 5 | 0 | - | 5 |
| EXTREMADURA | 0 | 0 | 0 | 0 | - | 0 | 0 | 1 | 1 | 0 | - | 0 | 0 | 1 | 1 | 0 | - | 0 |
| BADAJOS | 0 | 0 | 0 | 0 | - | 0 | 0 | 0 | 0 | 0 | - | 0 | 0 | 0 | 0 | 0 | - | 0 |
| CÁCERES | 0 | 0 | 0 | 0 | - | 0 | 0 | 1 | 1 | 0 | - | 0 | 0 | 1 | 1 | 0 | - | 0 |
| GALICIA | 3 | 3 | 3 | 1 | 33,33 | 3 | 2 | 2 | 2 | 0 | - | 2 | 5 | 5 | 5 | 1 | 20,00 | 5 |
| A CORUÑA | 1 | 1 | 1 | 0 | - | 1 | 0 | 1 | 1 | 0 | - | 0 | 1 | 2 | 2 | 0 | - | 1 |
| LUGO | 0 | 1 | 1 | 0 | - | 0 | 0 | 0 | 0 | 0 | - | 0 | 0 | 1 | 1 | 0 | - | 0 |
| OURENSE | 0 | 0 | 0 | 0 | - | 0 | 0 | 0 | 0 | 0 | - | 0 | 0 | 0 | 0 | 0 | - | 0 |
| PONTEVEDRA | 2 | 1 | 1 | 1 | 100,00 | 2 | 2 | 1 | 1 | 0 | - | 2 | 4 | 2 | 2 | 1 | 50,00 | 4 |
| MADRID | 46 | 39 | 38 | 1 | 2,63 | 47 | 0 | 7 | 7 | 0 | - | 0 | 46 | 46 | 45 | 1 | 2,22 | 47 |
| MURCIA | 5 | 1 | 2 | 0 | - | 4 | 2 | 2 | 2 | 0 | - | 2 | 7 | 3 | 4 | 0 | - | 6 |
| NAVARRA | 0 | 1 | 0 | 0 | - | 1 | 0 | 0 | 0 | 0 | - | 0 | 0 | 1 | 0 | 0 | - | 1 |
| PAÍS VASCO | 0 | 1 | 0 | 0 | - | 1 | 0 | 1 | 0 | 0 | - | 1 | 0 | 2 | 0 | 0 | - | 2 |
| ARABA/ÁLAVA | 0 | 0 | 0 | 0 | - | 0 | 0 | 0 | 0 | 0 | - | 0 | 0 | 0 | 0 | 0 | - | 0 |
| GIPUZKOA | 0 | 0 | 0 | 0 | - | 0 | 0 | 0 | 0 | 0 | - | 0 | 0 | 0 | 0 | 0 | - | 0 |
| BIZKAIA | 0 | 1 | 0 | 0 | - | 1 | 0 | 1 | 0 | 0 | - | 1 | 0 | 2 | 0 | 0 | - | 2 |
| LA RIOJA | 0 | 0 | 0 | 0 | - | 0 | 0 | 0 | 0 | 0 | - | 0 | 0 | 0 | 0 | 0 | - | 0 |
| CEUTA | 2 | 0 | 2 | 1 | 50,00 | 0 | 0 | 0 | 0 | 0 | - | 0 | 2 | 0 | 2 | 1 | 50,00 | 0 |
| MELILLA | 14 | 2 | 0 | 0 | - | 16 | 0 | 0 | 0 | 0 | - | 0 | 14 | 2 | 0 | 0 | - | 16 |
| TOTAL ESTADO | 159 | 78 | 82 | 6 | 7,32 | 155 | 24 | 23 | 26 | 0 | - | 21 | 183 | 101 | 108 | 6 | 5,56 | 176 |

*Por problemas informáticos, este mes no se dispone de los datos de Catalunya

PRESTACIONES DEL REAL DECRETO 383/1984, DE 1 DE FEBRERO DATOS DE GESTIÓN CORRESPONDIENTES AL AÑO 2025 HASTA SEPTIEMBRE

| CC.AA. Y/O PROVINCIAS | SUBSIDIO DE MOVILIDAD Y COMPENSACIÓN PARA | | | | | | ASISTENCIA SANITARIA Y PRESTACIÓN FARMACÉUTICA | | | | | | TOTAL PRESTACIONES | | | | | |
|-----------------------------|---|---------------------------------|------------|---------------------|---------------|---------------|--|------------|-----------|---------------------|----------|---------------|--------------------|-----------------------|------------|---------------------|--------------|---------------|
| | PTE. AÑO ANT. | GASTOS DE TRANSPORTE (S.M.G.T.) | | | | PTE. FINAL | PTE. AÑO ANT. | (A.S.P.F.) | | | | PTE. FINAL | PTE. AÑO ANT. | REAL DECRETO 383/1984 | | | | PTE. FINAL |
| | | SOLC. | REST. | APRB. (nº y % C.R.) | | | | SOLC. | REST. | APRB. (nº y % C.R.) | | | | SOLC. | REST. | APRB. (nº y % C.R.) | | |
| ANDALUCÍA | 23 | 121 | 117 | 8 | 6,84 | 27 | 11 | 54 | 55 | 0 | - | 10 | 34 | 175 | 172 | 8 | 4,65 | 37 |
| ALMERÍA | 2 | 10 | 12 | 1 | 8,33 | 0 | 0 | 6 | 6 | 0 | - | 0 | 2 | 16 | 18 | 1 | 5,56 | 0 |
| CÁDIZ | 2 | 20 | 22 | 2 | 9,09 | 0 | 2 | 7 | 9 | 0 | - | 0 | 4 | 27 | 31 | 2 | 6,45 | 0 |
| CÓRDOBA | 3 | 12 | 1 | 0 | - | 14 | 1 | 9 | 1 | 0 | - | 9 | 4 | 21 | 2 | 0 | - | 23 |
| GRANADA | 3 | 14 | 12 | 2 | 16,67 | 5 | 2 | 6 | 7 | 0 | - | 1 | 5 | 20 | 19 | 2 | 10,53 | 6 |
| HUELVA | 0 | 3 | 3 | 0 | - | 0 | 0 | 0 | 0 | 0 | - | 0 | 0 | 3 | 3 | 0 | - | 0 |
| JAÉN | 3 | 12 | 11 | 1 | 9,09 | 4 | 1 | 2 | 3 | 0 | - | 0 | 4 | 14 | 14 | 1 | 7,14 | 4 |
| MÁLAGA | 1 | 31 | 29 | 1 | 3,45 | 3 | 0 | 16 | 16 | 0 | - | 0 | 1 | 47 | 45 | 1 | 2,22 | 3 |
| SEVILLA | 9 | 19 | 27 | 1 | 3,70 | 1 | 5 | 8 | 13 | 0 | - | 0 | 14 | 27 | 40 | 1 | 2,50 | 1 |
| ARAGÓN | 1 | 3 | 4 | 2 | 50,00 | 0 | 0 | 2 | 2 | 0 | - | 0 | 1 | 5 | 6 | 2 | 33,33 | 0 |
| HUESCA | 0 | 1 | 1 | 0 | - | 0 | 0 | 0 | 0 | 0 | - | 0 | 0 | 1 | 1 | 0 | - | 0 |
| TERUEL | 0 | 0 | 0 | 0 | - | 0 | 0 | 0 | 0 | 0 | - | 0 | 0 | 0 | 0 | 0 | - | 0 |
| ZARAGOZA | 1 | 2 | 3 | 2 | 66,67 | 0 | 0 | 2 | 2 | 0 | - | 0 | 1 | 4 | 5 | 2 | 40,00 | 0 |
| ASTURIAS | 0 | 0 | 0 | 0 | - | 0 | 0 | 0 | 0 | 0 | - | 0 | 0 | 0 | 0 | 0 | - | 0 |
| ILLES BALEARS | 0 | 0 | 0 | 0 | - | 0 | 0 | 0 | 0 | 0 | - | 0 | 0 | 0 | 0 | 0 | - | 0 |
| CANARIAS | 1 | 5 | 6 | 2 | 33,33 | 0 | 0 | 0 | 0 | 0 | - | 0 | 1 | 5 | 6 | 2 | 33,33 | 0 |
| LAS PALMAS | 1 | 3 | 4 | 1 | 25,00 | 0 | 0 | 0 | 0 | 0 | - | 0 | 1 | 3 | 4 | 1 | 25,00 | 0 |
| S.C. TENERIFE | 0 | 2 | 2 | 1 | 50,00 | 0 | 0 | 0 | 0 | 0 | - | 0 | 0 | 2 | 2 | 1 | 50,00 | 0 |
| CANTABRIA | 0 | 1 | 1 | 1 | 100,00 | 0 | 0 | 1 | 1 | 0 | - | 0 | 0 | 2 | 2 | 1 | 50,00 | 0 |
| CASTILLA Y LEÓN | 1 | 69 | 57 | 1 | 1,75 | 13 | 2 | 28 | 24 | 0 | - | 6 | 3 | 97 | 81 | 1 | 1,23 | 19 |
| ÁVILA | 0 | 12 | 9 | 0 | - | 3 | 0 | 0 | 0 | 0 | - | 0 | 0 | 12 | 9 | 0 | - | 3 |
| BURGOS | 0 | 7 | 6 | 0 | - | 1 | 1 | 4 | 2 | 0 | - | 3 | 1 | 11 | 8 | 0 | - | 4 |
| LEÓN | 0 | 22 | 18 | 0 | - | 4 | 0 | 8 | 6 | 0 | - | 2 | 0 | 30 | 24 | 0 | - | 6 |
| PALENCIA | 0 | 1 | 1 | 0 | - | 0 | 0 | 0 | 0 | 0 | - | 0 | 0 | 1 | 1 | 0 | - | 0 |
| SALAMANCA | 0 | 12 | 10 | 0 | - | 2 | 0 | 10 | 9 | 0 | - | 1 | 0 | 22 | 19 | 0 | - | 3 |
| SEGOVIA | 0 | 0 | 0 | 0 | - | 0 | 0 | 0 | 0 | 0 | - | 0 | 0 | 0 | 0 | 0 | - | 0 |
| SORIA | 1 | 0 | 1 | 0 | - | 0 | 1 | 0 | 1 | 0 | - | 0 | 2 | 0 | 2 | 0 | - | 0 |
| VALLADOLID | 0 | 9 | 9 | 1 | 11,11 | 0 | 0 | 6 | 6 | 0 | - | 0 | 0 | 15 | 15 | 1 | 6,67 | 0 |
| ZAMORA | 0 | 6 | 3 | 0 | - | 3 | 0 | 0 | 0 | 0 | - | 0 | 0 | 6 | 3 | 0 | - | 3 |
| CASTILLA-LA MANCHA | 3 | 33 | 36 | 5 | 13,89 | 0 | 2 | 12 | 14 | 0 | - | 0 | 5 | 45 | 50 | 5 | 10,00 | 0 |
| ALBACETE | 0 | 8 | 8 | 1 | 12,50 | 0 | 0 | 2 | 2 | 0 | - | 0 | 0 | 10 | 10 | 1 | 10,00 | 0 |
| CIUDAD REAL | 0 | 10 | 10 | 0 | - | 0 | 0 | 8 | 8 | 0 | - | 0 | 0 | 18 | 18 | 0 | - | 0 |
| CUENCA | 0 | 8 | 8 | 0 | - | 0 | 0 | 0 | 0 | 0 | - | 0 | 0 | 8 | 8 | 0 | - | 0 |
| GUADALAJARA | 1 | 4 | 5 | 1 | 20,00 | 0 | 0 | 2 | 2 | 0 | - | 0 | 1 | 6 | 7 | 1 | 14,29 | 0 |
| TOLEDO | 2 | 3 | 5 | 3 | 60,00 | 0 | 2 | 0 | 2 | 0 | - | 0 | 4 | 3 | 7 | 3 | 42,86 | 0 |

(Continúa al dorso)

| CC.AA. Y/O PROVINCIAS | SUBSIDIO DE MOVILIDAD Y COMPENSACIÓN PARA | | | | | | ASISTENCIA SANITARIA Y PRESTACIÓN FARMACÉUTICA | | | | | | TOTAL PRESTACIONES | | | | | |
|-----------------------------|---|---------------------------------|------------|---------------------|--------------|---------------|--|------------|-----------|---------------------|-------------|---------------|--------------------|-----------------------|------------|---------------------|--------------|---------------|
| | PTE. AÑO ANT. | GASTOS DE TRANSPORTE (S.M.G.T.) | | | | PTE. FINAL | PTE. AÑO ANT. | (A.S.P.F.) | | | | PTE. FINAL | PTE. AÑO ANT. | REAL DECRETO 383/1984 | | | | PTE. FINAL |
| | | SOLC. | REST. | APRB. (nº y % C.R.) | | | | SOLC. | REST. | APRB. (nº y % C.R.) | | | | SOLC. | REST. | APRB. (nº y % C.R.) | | |
| CATALUNYA* | 62 | 428 | 452 | 0 | - | 38 | 0 | 0 | 0 | 0 | - | 0 | 62 | 428 | 452 | 0 | - | 38 |
| BARCELONA | 47 | 308 | 332 | 0 | - | 23 | 0 | 0 | 0 | 0 | - | 0 | 47 | 308 | 332 | 0 | - | 23 |
| GIRONA | 8 | 27 | 33 | 0 | - | 2 | 0 | 0 | 0 | 0 | - | 0 | 8 | 27 | 33 | 0 | - | 2 |
| LLEIDA | 4 | 29 | 29 | 0 | - | 4 | 0 | 0 | 0 | 0 | - | 0 | 4 | 29 | 29 | 0 | - | 4 |
| TARRAGONA | 3 | 64 | 58 | 0 | - | 9 | 0 | 0 | 0 | 0 | - | 0 | 3 | 64 | 58 | 0 | - | 9 |
| COMUNIDAD VALENCIANA | 4 | 52 | 51 | 3 | 5,88 | 5 | 0 | 1 | 1 | 0 | - | 0 | 4 | 53 | 52 | 3 | 5,77 | 5 |
| ALICANTE | 0 | 0 | 0 | 0 | - | 0 | 0 | 0 | 0 | 0 | - | 0 | 0 | 0 | 0 | 0 | - | 0 |
| CASTELLÓN | 0 | 5 | 5 | 0 | - | 0 | 0 | 0 | 0 | 0 | - | 0 | 0 | 5 | 5 | 0 | - | 0 |
| VALENCIA | 4 | 47 | 46 | 3 | 6,52 | 5 | 0 | 1 | 1 | 0 | - | 0 | 4 | 48 | 47 | 3 | 6,38 | 5 |
| EXTREMADURA | 0 | 6 | 6 | 0 | - | 0 | 0 | 4 | 4 | 0 | - | 0 | 0 | 10 | 10 | 0 | - | 0 |
| BADAJOS | 0 | 2 | 2 | 0 | - | 0 | 0 | 2 | 2 | 0 | - | 0 | 0 | 4 | 4 | 0 | - | 0 |
| CÁCERES | 0 | 4 | 4 | 0 | - | 0 | 0 | 2 | 2 | 0 | - | 0 | 0 | 6 | 6 | 0 | - | 0 |
| GALICIA | 6 | 25 | 28 | 4 | 14,29 | 3 | 3 | 13 | 14 | 1 | 7,14 | 2 | 9 | 38 | 42 | 5 | 11,90 | 5 |
| A CORUÑA | 0 | 10 | 9 | 1 | 11,11 | 1 | 0 | 3 | 3 | 0 | - | 0 | 0 | 13 | 12 | 1 | 8,33 | 1 |
| LUGO | 0 | 3 | 3 | 0 | - | 0 | 0 | 1 | 1 | 1 | 100,00 | 0 | 0 | 4 | 4 | 1 | 25,00 | 0 |
| OURENSE | 0 | 1 | 1 | 1 | 100,00 | 0 | 0 | 2 | 2 | 0 | - | 0 | 0 | 3 | 3 | 1 | 33,33 | 0 |
| PONTEVEDRA | 6 | 11 | 15 | 2 | 13,33 | 2 | 3 | 7 | 8 | 0 | - | 2 | 9 | 18 | 23 | 2 | 8,70 | 4 |
| MADRID | 37 | 320 | 310 | 17 | 5,48 | 47 | 0 | 84 | 84 | 0 | - | 0 | 37 | 404 | 394 | 17 | 4,31 | 47 |
| MURCIA | 6 | 22 | 24 | 5 | 20,83 | 4 | 2 | 11 | 11 | 0 | - | 2 | 8 | 33 | 35 | 5 | 14,29 | 6 |
| NAVARRA | 1 | 21 | 21 | 2 | 9,52 | 1 | 0 | 0 | 0 | 0 | - | 0 | 1 | 21 | 21 | 2 | 9,52 | 1 |
| PAÍS VASCO | 0 | 20 | 19 | 4 | 21,05 | 1 | 0 | 9 | 8 | 0 | - | 1 | 0 | 29 | 27 | 4 | 14,81 | 2 |
| ARABA/ÁLAVA | 0 | 1 | 1 | 1 | 100,00 | 0 | 0 | 0 | 0 | 0 | - | 0 | 0 | 1 | 1 | 1 | 100,00 | 0 |
| GIPUZKOA | 0 | 11 | 11 | 3 | 27,27 | 0 | 0 | 0 | 0 | 0 | - | 0 | 0 | 11 | 11 | 3 | 27,27 | 0 |
| BIZKAIA | 0 | 8 | 7 | 0 | - | 1 | 0 | 9 | 8 | 0 | - | 1 | 0 | 17 | 15 | 0 | - | 2 |
| LA RIOJA | 0 | 0 | 0 | 0 | - | 0 | 0 | 0 | 0 | 0 | - | 0 | 0 | 0 | 0 | 0 | - | 0 |
| CEUTA | 0 | 5 | 5 | 1 | 20,00 | 0 | 0 | 0 | 0 | 0 | - | 0 | 0 | 5 | 5 | 1 | 20,00 | 0 |
| MELILLA | 11 | 17 | 12 | 5 | 41,67 | 16 | 0 | 1 | 1 | 0 | - | 0 | 11 | 18 | 13 | 5 | 38,46 | 16 |

| | | | | | | | | | | | | | | | | | | |
|---------------------|------------|--------------|--------------|-----------|-------------|------------|-----------|------------|------------|----------|-------------|-----------|------------|--------------|--------------|-----------|-------------|------------|
| TOTAL ESTADO | 156 | 1.148 | 1.149 | 60 | 5,22 | 155 | 20 | 220 | 219 | 1 | 0,46 | 21 | 176 | 1.368 | 1.368 | 61 | 4,46 | 176 |
|---------------------|------------|--------------|--------------|-----------|-------------|------------|-----------|------------|------------|----------|-------------|-----------|------------|--------------|--------------|-----------|-------------|------------|

*Por problemas informáticos, este mes no se dispone de los datos de Catalunya

3. Revisiones de oficio y a instancia de parte: datos de la gestión mensual y anual



PRESTACIONES DEL REAL DECRETO 383/1984, DE 1 DE FEBRERO

REVISIONES DE OFICIO E INSTANCIA DE PARTE EFECTUADAS DE SGIM

DATOS DE GESTIÓN CORRESPONDIENTES AL MES DE SEPTIEMBRE DE 2025

| CC.AA. Y/O PROVINCIAS | REVISIONES EFECTUADAS | | | | CAUSAS DE EXTINCIÓN DEL DERECHO | | | | | | |
|-----------------------------|-----------------------|----------------------|--------------|----------|---------------------------------|---------------------|----------------------------|-----------------------|---------------|-------------------|----------|
| | Modifica. Cuantía | Extinción Derecho | Suspensión | | TOTAL | Recursos Propios | Prestación Incompatible | Pérdida Residencia | Fallecimiento | Grado y Baremo | TOTAL |
| | | | Act. Laboral | Otras | | | | | | | |
| ANDALUCÍA | 0 | 3 | 0 | 0 | 3 | 2 | 1 | 0 | 0 | 0 | 3 |
| ALMERÍA | 0 | 0 | 0 | 0 | 0 | 0 | 0 | 0 | 0 | 0 | 0 |
| CÁDIZ | 0 | 0 | 0 | 0 | 0 | 0 | 0 | 0 | 0 | 0 | 0 |
| CÓRDOBA | 0 | 0 | 0 | 0 | 0 | 0 | 0 | 0 | 0 | 0 | 0 |
| GRANADA | 0 | 0 | 0 | 0 | 0 | 0 | 0 | 0 | 0 | 0 | 0 |
| HUELVA | 0 | 0 | 0 | 0 | 0 | 0 | 0 | 0 | 0 | 0 | 0 |
| JAÉN | 0 | 0 | 0 | 0 | 0 | 0 | 0 | 0 | 0 | 0 | 0 |
| MÁLAGA | 0 | 2 | 0 | 0 | 2 | 1 | 1 | 0 | 0 | 0 | 2 |
| SEVILLA | 0 | 1 | 0 | 0 | 1 | 1 | 0 | 0 | 0 | 0 | 1 |
| ARAGÓN | 0 | 2 | 0 | 0 | 2 | 0 | 2 | 0 | 0 | 0 | 2 |
| HUESCA | 0 | 0 | 0 | 0 | 0 | 0 | 0 | 0 | 0 | 0 | 0 |
| TERUEL | 0 | 0 | 0 | 0 | 0 | 0 | 0 | 0 | 0 | 0 | 0 |
| ZARAGOZA | 0 | 2 | 0 | 0 | 2 | 0 | 2 | 0 | 0 | 0 | 2 |
| ASTURIAS | 0 | 0 | 0 | 0 | 0 | 0 | 0 | 0 | 0 | 0 | 0 |
| ILLES BALEARS | 0 | 3 | 0 | 0 | 3 | 0 | 3 | 0 | 0 | 0 | 3 |
| CANARIAS | 0 | 0 | 0 | 0 | 0 | 0 | 0 | 0 | 0 | 0 | 0 |
| LAS PALMAS | 0 | 0 | 0 | 0 | 0 | 0 | 0 | 0 | 0 | 0 | 0 |
| S.C. TENERIFE | 0 | 0 | 0 | 0 | 0 | 0 | 0 | 0 | 0 | 0 | 0 |
| CANTABRIA | 0 | 0 | 0 | 0 | 0 | 0 | 0 | 0 | 0 | 0 | 0 |
| CASTILLA Y LEÓN | 0 | 1 | 0 | 0 | 1 | 1 | 0 | 0 | 0 | 0 | 1 |
| ÁVILA | 0 | 0 | 0 | 0 | 0 | 0 | 0 | 0 | 0 | 0 | 0 |
| BURGOS | 0 | 0 | 0 | 0 | 0 | 0 | 0 | 0 | 0 | 0 | 0 |
| LEÓN | 0 | 0 | 0 | 0 | 0 | 0 | 0 | 0 | 0 | 0 | 0 |
| PALENCIA | 0 | 0 | 0 | 0 | 0 | 0 | 0 | 0 | 0 | 0 | 0 |
| SALAMANCA | 0 | 0 | 0 | 0 | 0 | 0 | 0 | 0 | 0 | 0 | 0 |
| SEGOVIA | 0 | 0 | 0 | 0 | 0 | 0 | 0 | 0 | 0 | 0 | 0 |
| SORIA | 0 | 1 | 0 | 0 | 1 | 1 | 0 | 0 | 0 | 0 | 1 |
| VALLADOLID | 0 | 0 | 0 | 0 | 0 | 0 | 0 | 0 | 0 | 0 | 0 |
| ZAMORA | 0 | 0 | 0 | 0 | 0 | 0 | 0 | 0 | 0 | 0 | 0 |
| CASTILLA-LA MANCHA | 0 | 1 | 0 | 0 | 1 | 1 | 0 | 0 | 0 | 0 | 1 |
| ALBACETE | 0 | 0 | 0 | 0 | 0 | 0 | 0 | 0 | 0 | 0 | 0 |
| CIUDAD REAL | 0 | 0 | 0 | 0 | 0 | 0 | 0 | 0 | 0 | 0 | 0 |
| CUENCA | 0 | 0 | 0 | 0 | 0 | 0 | 0 | 0 | 0 | 0 | 0 |
| GUADALAJARA | 0 | 0 | 0 | 0 | 0 | 0 | 0 | 0 | 0 | 0 | 0 |
| TOLEDO | 0 | 1 | 0 | 0 | 1 | 1 | 0 | 0 | 0 | 0 | 1 |

(Continúa al dorso)

| CC.AA. Y/O PROVINCIAS | REVISIONES EFECTUADAS | | | | CAUSAS DE EXTINCIÓN DEL DERECHO | | | | | | |
|-----------------------------|-----------------------|----------------------|--------------|-------|---------------------------------|---------------------|----------------------------|-----------------------|---------------|-------------------|-------|
| | Modifica. Cuantía | Extinción Derecho | Suspensión | | TOTAL | Recursos Propios | Prestación Incompatible | Pérdida Residencia | Fallecimiento | Grado y Baremo | TOTAL |
| | | | Act. Laboral | Otras | | | | | | | |
| CATALUNYA* | 0 | 0 | 0 | 0 | 0 | 0 | 0 | 0 | 0 | 0 | 0 |
| BARCELONA | 0 | 0 | 0 | 0 | 0 | 0 | 0 | 0 | 0 | 0 | 0 |
| GIRONA | 0 | 0 | 0 | 0 | 0 | 0 | 0 | 0 | 0 | 0 | 0 |
| LLEIDA | 0 | 0 | 0 | 0 | 0 | 0 | 0 | 0 | 0 | 0 | 0 |
| TARRAGONA | 0 | 0 | 0 | 0 | 0 | 0 | 0 | 0 | 0 | 0 | 0 |
| COMUNIDAD VALENCIANA | 0 | 0 | 0 | 0 | 0 | 0 | 0 | 0 | 0 | 0 | 0 |
| ALICANTE | 0 | 0 | 0 | 0 | 0 | 0 | 0 | 0 | 0 | 0 | 0 |
| CASTELLÓN | 0 | 0 | 0 | 0 | 0 | 0 | 0 | 0 | 0 | 0 | 0 |
| VALENCIA | 0 | 0 | 0 | 0 | 0 | 0 | 0 | 0 | 0 | 0 | 0 |
| EXTREMADURA | 0 | 0 | 0 | 0 | 0 | 0 | 0 | 0 | 0 | 0 | 0 |
| BADAJOS | 0 | 0 | 0 | 0 | 0 | 0 | 0 | 0 | 0 | 0 | 0 |
| CÁCERES | 0 | 0 | 0 | 0 | 0 | 0 | 0 | 0 | 0 | 0 | 0 |
| GALICIA | 0 | 0 | 0 | 0 | 0 | 0 | 0 | 0 | 0 | 0 | 0 |
| A CORUÑA | 0 | 0 | 0 | 0 | 0 | 0 | 0 | 0 | 0 | 0 | 0 |
| LUGO | 0 | 0 | 0 | 0 | 0 | 0 | 0 | 0 | 0 | 0 | 0 |
| OURENSE | 0 | 0 | 0 | 0 | 0 | 0 | 0 | 0 | 0 | 0 | 0 |
| PONTEVEDRA | 0 | 0 | 0 | 0 | 0 | 0 | 0 | 0 | 0 | 0 | 0 |
| MADRID | 0 | 0 | 0 | 0 | 0 | 0 | 0 | 0 | 0 | 0 | 0 |
| MURCIA | 0 | 2 | 0 | 0 | 2 | 0 | 2 | 0 | 0 | 0 | 2 |
| NAVARRA | 0 | 1 | 0 | 0 | 1 | 0 | 0 | 0 | 1 | 0 | 1 |
| PAÍS VASCO | 0 | 0 | 0 | 0 | 0 | 0 | 0 | 0 | 0 | 0 | 0 |
| ARABA/ÁLAVA | 0 | 0 | 0 | 0 | 0 | 0 | 0 | 0 | 0 | 0 | 0 |
| GIPUZKOA | 0 | 0 | 0 | 0 | 0 | 0 | 0 | 0 | 0 | 0 | 0 |
| BIZKAIA | 0 | 0 | 0 | 0 | 0 | 0 | 0 | 0 | 0 | 0 | 0 |
| LA RIOJA | 0 | 0 | 0 | 0 | 0 | 0 | 0 | 0 | 0 | 0 | 0 |
| CEUTA | 0 | 1 | 0 | 0 | 1 | 0 | 1 | 0 | 0 | 0 | 1 |
| MELILLA | 0 | 0 | 0 | 0 | 0 | 0 | 0 | 0 | 0 | 0 | 0 |
| TOTAL ESTADO | 0 | 14 | 0 | 0 | 14 | 4 | 9 | 0 | 1 | 0 | 14 |

*Por problemas informáticos, este mes no se dispone de los datos de Catalunya

PRESTACIONES DEL REAL DECRETO 383/1984, DE 1 DE FEBRERO REVISIONES DE OFICIO E INSTANCIA DE PARTE EFECTUADAS EN SATP DATOS DE GESTIÓN CORRESPONDIENTES AL MES DE SEPTIEMBRE DE 2025

| CC.AA. Y/O PROVINCIAS | REVISIONES EFECTUADAS | | | CAUSAS DE EXTINCIÓN DEL DERECHO | | | | | | | | |
|-----------------------------|-----------------------|------------|----------|---------------------------------|----------------------------|-------------------|-----------------------|---------------|-------------------|--------------|----------|----------|
| | Extinción Derecho | Suspensión | TOTAL | Recursos Propios | Prestación Incompatible | Ingreso Centro | Pérdida Residencia | Fallecimiento | Grado y Baremo | Alta S.S. | TOTAL | |
| | ANDALUCÍA | 1 | 0 | 1 | 1 | 0 | 0 | 0 | 0 | 0 | 0 | 0 |
| ALMERÍA | 0 | 0 | 0 | 0 | 0 | 0 | 0 | 0 | 0 | 0 | 0 | 0 |
| CÁDIZ | 0 | 0 | 0 | 0 | 0 | 0 | 0 | 0 | 0 | 0 | 0 | 0 |
| CÓRDOBA | 0 | 0 | 0 | 0 | 0 | 0 | 0 | 0 | 0 | 0 | 0 | 0 |
| GRANADA | 0 | 0 | 0 | 0 | 0 | 0 | 0 | 0 | 0 | 0 | 0 | 0 |
| HUELVA | 0 | 0 | 0 | 0 | 0 | 0 | 0 | 0 | 0 | 0 | 0 | 0 |
| JAÉN | 0 | 0 | 0 | 0 | 0 | 0 | 0 | 0 | 0 | 0 | 0 | 0 |
| MÁLAGA | 1 | 0 | 1 | 1 | 0 | 0 | 0 | 0 | 0 | 0 | 0 | 1 |
| SEVILLA | 0 | 0 | 0 | 0 | 0 | 0 | 0 | 0 | 0 | 0 | 0 | 0 |
| ARAGÓN | 0 | 0 | 0 | 0 | 0 | 0 | 0 | 0 | 0 | 0 | 0 | 0 |
| HUESCA | 0 | 0 | 0 | 0 | 0 | 0 | 0 | 0 | 0 | 0 | 0 | 0 |
| TERUEL | 0 | 0 | 0 | 0 | 0 | 0 | 0 | 0 | 0 | 0 | 0 | 0 |
| ZARAGOZA | 0 | 0 | 0 | 0 | 0 | 0 | 0 | 0 | 0 | 0 | 0 | 0 |
| ASTURIAS | 0 | 0 | 0 | 0 | 0 | 0 | 0 | 0 | 0 | 0 | 0 | 0 |
| ILLES BALEARS | 0 | 0 | 0 | 0 | 0 | 0 | 0 | 0 | 0 | 0 | 0 | 0 |
| CANARIAS | 0 | 0 | 0 | 0 | 0 | 0 | 0 | 0 | 0 | 0 | 0 | 0 |
| LAS PALMAS | 0 | 0 | 0 | 0 | 0 | 0 | 0 | 0 | 0 | 0 | 0 | 0 |
| S.C. TENERIFE | 0 | 0 | 0 | 0 | 0 | 0 | 0 | 0 | 0 | 0 | 0 | 0 |
| CANTABRIA | 0 | 0 | 0 | 0 | 0 | 0 | 0 | 0 | 0 | 0 | 0 | 0 |
| CASTILLA Y LEÓN | 0 | 0 | 0 | 0 | 0 | 0 | 0 | 0 | 0 | 0 | 0 | 0 |
| ÁVILA | 0 | 0 | 0 | 0 | 0 | 0 | 0 | 0 | 0 | 0 | 0 | 0 |
| BURGOS | 0 | 0 | 0 | 0 | 0 | 0 | 0 | 0 | 0 | 0 | 0 | 0 |
| LEÓN | 0 | 0 | 0 | 0 | 0 | 0 | 0 | 0 | 0 | 0 | 0 | 0 |
| PALENCIA | 0 | 0 | 0 | 0 | 0 | 0 | 0 | 0 | 0 | 0 | 0 | 0 |
| SALAMANCA | 0 | 0 | 0 | 0 | 0 | 0 | 0 | 0 | 0 | 0 | 0 | 0 |
| SEGOVIA | 0 | 0 | 0 | 0 | 0 | 0 | 0 | 0 | 0 | 0 | 0 | 0 |
| SORIA | 0 | 0 | 0 | 0 | 0 | 0 | 0 | 0 | 0 | 0 | 0 | 0 |
| VALLADOLID | 0 | 0 | 0 | 0 | 0 | 0 | 0 | 0 | 0 | 0 | 0 | 0 |
| ZAMORA | 0 | 0 | 0 | 0 | 0 | 0 | 0 | 0 | 0 | 0 | 0 | 0 |
| CASTILLA-LA MANCHA | 1 | 0 | 1 | 1 | 0 | 0 | 0 | 0 | 0 | 0 | 0 | 1 |
| ALBACETE | 0 | 0 | 0 | 0 | 0 | 0 | 0 | 0 | 0 | 0 | 0 | 0 |
| CIUDAD REAL | 0 | 0 | 0 | 0 | 0 | 0 | 0 | 0 | 0 | 0 | 0 | 0 |
| CUENCA | 0 | 0 | 0 | 0 | 0 | 0 | 0 | 0 | 0 | 0 | 0 | 0 |
| GUADALAJARA | 0 | 0 | 0 | 0 | 0 | 0 | 0 | 0 | 0 | 0 | 0 | 0 |
| TOLEDO | 1 | 0 | 1 | 1 | 0 | 0 | 0 | 0 | 0 | 0 | 0 | 1 |

(Continúa al dorso)

| CC.AA. Y/O PROVINCIAS | REVISIONES EFECTUADAS | | | CAUSAS DE EXTINCIÓN DEL DERECHO | | | | | | | |
|-----------------------------|-----------------------|------------|----------|---------------------------------|----------------------------|-------------------|-----------------------|---------------|-------------------|--------------|----------|
| | Extinción Derecho | Suspensión | TOTAL | Recursos Propios | Prestación Incompatible | Ingreso Centro | Pérdida Residencia | Fallecimiento | Grado y Baremo | Alta S.S. | TOTAL |
| | CATALUNYA* | 0 | 0 | 0 | 0 | 0 | 0 | 0 | 0 | 0 | 0 |
| BARCELONA | 0 | 0 | 0 | 0 | 0 | 0 | 0 | 0 | 0 | 0 | 0 |
| GIRONA | 0 | 0 | 0 | 0 | 0 | 0 | 0 | 0 | 0 | 0 | 0 |
| LLEIDA | 0 | 0 | 0 | 0 | 0 | 0 | 0 | 0 | 0 | 0 | 0 |
| TARRAGONA | 0 | 0 | 0 | 0 | 0 | 0 | 0 | 0 | 0 | 0 | 0 |
| COMUNIDAD VALENCIANA | 0 | 0 | 0 | 0 | 0 | 0 | 0 | 0 | 0 | 0 | 0 |
| ALICANTE | 0 | 0 | 0 | 0 | 0 | 0 | 0 | 0 | 0 | 0 | 0 |
| CASTELLÓN | 0 | 0 | 0 | 0 | 0 | 0 | 0 | 0 | 0 | 0 | 0 |
| VALENCIA | 0 | 0 | 0 | 0 | 0 | 0 | 0 | 0 | 0 | 0 | 0 |
| EXTREMADURA | 0 | 0 | 0 | 0 | 0 | 0 | 0 | 0 | 0 | 0 | 0 |
| BADAJOS | 0 | 0 | 0 | 0 | 0 | 0 | 0 | 0 | 0 | 0 | 0 |
| CÁCERES | 0 | 0 | 0 | 0 | 0 | 0 | 0 | 0 | 0 | 0 | 0 |
| GALICIA | 0 | 0 | 0 | 0 | 0 | 0 | 0 | 0 | 0 | 0 | 0 |
| A CORUÑA | 0 | 0 | 0 | 0 | 0 | 0 | 0 | 0 | 0 | 0 | 0 |
| LUGO | 0 | 0 | 0 | 0 | 0 | 0 | 0 | 0 | 0 | 0 | 0 |
| OURENSE | 0 | 0 | 0 | 0 | 0 | 0 | 0 | 0 | 0 | 0 | 0 |
| PONTEVEDRA | 0 | 0 | 0 | 0 | 0 | 0 | 0 | 0 | 0 | 0 | 0 |
| MADRID | 0 | 0 | 0 | 0 | 0 | 0 | 0 | 0 | 0 | 0 | 0 |
| MURCIA | 0 | 0 | 0 | 0 | 0 | 0 | 0 | 0 | 0 | 0 | 0 |
| NAVARRA | 0 | 0 | 0 | 0 | 0 | 0 | 0 | 0 | 0 | 0 | 0 |
| PAÍS VASCO | 0 | 0 | 0 | 0 | 0 | 0 | 0 | 0 | 0 | 0 | 0 |
| ARABA/ÁLAVA | 0 | 0 | 0 | 0 | 0 | 0 | 0 | 0 | 0 | 0 | 0 |
| GIPUZKOA | 0 | 0 | 0 | 0 | 0 | 0 | 0 | 0 | 0 | 0 | 0 |
| BIZKAIA | 0 | 0 | 0 | 0 | 0 | 0 | 0 | 0 | 0 | 0 | 0 |
| LA RIOJA | 0 | 0 | 0 | 0 | 0 | 0 | 0 | 0 | 0 | 0 | 0 |
| CEUTA | 0 | 0 | 0 | 0 | 0 | 0 | 0 | 0 | 0 | 0 | 0 |
| MELILLA | 0 | 0 | 0 | 0 | 0 | 0 | 0 | 0 | 0 | 0 | 0 |
| TOTAL ESTADO | 2 | 0 | 2 | 2 | 0 | 0 | 0 | 0 | 0 | 0 | 2 |

*Por problemas informáticos, este mes no se dispone de los datos de Catalunya

PRESTACIONES DEL REAL DECRETO 383/1984, DE 1 DE FEBRERO REVISIONES DE OFICIO E INSTANCIA DE PARTE EFECTUADAS EN SMTG DATOS DE GESTIÓN CORRESPONDIENTES AL MES DE SEPTIEMBRE DE 2025

| CC.AA. Y/O PROVINCIAS | REVISIONES EFECTUADAS | | | CAUSAS DE EXTINCIÓN DEL DERECHO | | | | | | | | |
|-----------------------------|-----------------------|------------|-------|---------------------------------|------------|--------------|---------|------------|---------------|---------|------|-------|
| | Extinción | Suspensión | TOTAL | Recursos | Recursos | Prestación | Ingreso | Pérdida | Fallecimiento | Grado y | Alta | TOTAL |
| | Derecho | | | Propios | Familiares | Incompatible | Centro | Residencia | | Baremo | | |
| ANDALUCÍA | 0 | 0 | 0 | 0 | 0 | 0 | 0 | 0 | 0 | 0 | 0 | 0 |
| ALMERÍA | 0 | 0 | 0 | 0 | 0 | 0 | 0 | 0 | 0 | 0 | 0 | 0 |
| CÁDIZ | 0 | 0 | 0 | 0 | 0 | 0 | 0 | 0 | 0 | 0 | 0 | 0 |
| CÓRDOBA | 0 | 0 | 0 | 0 | 0 | 0 | 0 | 0 | 0 | 0 | 0 | 0 |
| GRANADA | 0 | 0 | 0 | 0 | 0 | 0 | 0 | 0 | 0 | 0 | 0 | 0 |
| HUELVA | 0 | 0 | 0 | 0 | 0 | 0 | 0 | 0 | 0 | 0 | 0 | 0 |
| JAÉN | 0 | 0 | 0 | 0 | 0 | 0 | 0 | 0 | 0 | 0 | 0 | 0 |
| MÁLAGA | 0 | 0 | 0 | 0 | 0 | 0 | 0 | 0 | 0 | 0 | 0 | 0 |
| SEVILLA | 0 | 0 | 0 | 0 | 0 | 0 | 0 | 0 | 0 | 0 | 0 | 0 |
| ARAGÓN | 0 | 0 | 0 | 0 | 0 | 0 | 0 | 0 | 0 | 0 | 0 | 0 |
| HUESCA | 0 | 0 | 0 | 0 | 0 | 0 | 0 | 0 | 0 | 0 | 0 | 0 |
| TERUEL | 0 | 0 | 0 | 0 | 0 | 0 | 0 | 0 | 0 | 0 | 0 | 0 |
| ZARAGOZA | 0 | 0 | 0 | 0 | 0 | 0 | 0 | 0 | 0 | 0 | 0 | 0 |
| ASTURIAS | 0 | 0 | 0 | 0 | 0 | 0 | 0 | 0 | 0 | 0 | 0 | 0 |
| ILLES BALEARS | 0 | 0 | 0 | 0 | 0 | 0 | 0 | 0 | 0 | 0 | 0 | 0 |
| CANARIAS | 0 | 0 | 0 | 0 | 0 | 0 | 0 | 0 | 0 | 0 | 0 | 0 |
| LAS PALMAS | 0 | 0 | 0 | 0 | 0 | 0 | 0 | 0 | 0 | 0 | 0 | 0 |
| S.C. TENERIFE | 0 | 0 | 0 | 0 | 0 | 0 | 0 | 0 | 0 | 0 | 0 | 0 |
| CANTABRIA | 0 | 0 | 0 | 0 | 0 | 0 | 0 | 0 | 0 | 0 | 0 | 0 |
| CASTILLA Y LEÓN | 0 | 0 | 0 | 0 | 0 | 0 | 0 | 0 | 0 | 0 | 0 | 0 |
| ÁVILA | 0 | 0 | 0 | 0 | 0 | 0 | 0 | 0 | 0 | 0 | 0 | 0 |
| BURGOS | 0 | 0 | 0 | 0 | 0 | 0 | 0 | 0 | 0 | 0 | 0 | 0 |
| LEÓN | 0 | 0 | 0 | 0 | 0 | 0 | 0 | 0 | 0 | 0 | 0 | 0 |
| PALENCIA | 0 | 0 | 0 | 0 | 0 | 0 | 0 | 0 | 0 | 0 | 0 | 0 |
| SALAMANCA | 0 | 0 | 0 | 0 | 0 | 0 | 0 | 0 | 0 | 0 | 0 | 0 |
| SEGOVIA | 0 | 0 | 0 | 0 | 0 | 0 | 0 | 0 | 0 | 0 | 0 | 0 |
| SORIA | 0 | 0 | 0 | 0 | 0 | 0 | 0 | 0 | 0 | 0 | 0 | 0 |
| VALLADOLID | 0 | 0 | 0 | 0 | 0 | 0 | 0 | 0 | 0 | 0 | 0 | 0 |
| ZAMORA | 0 | 0 | 0 | 0 | 0 | 0 | 0 | 0 | 0 | 0 | 0 | 0 |
| CASTILLA-LA MANCHA | 0 | 0 | 0 | 0 | 0 | 0 | 0 | 0 | 0 | 0 | 0 | 0 |
| ALBACETE | 0 | 0 | 0 | 0 | 0 | 0 | 0 | 0 | 0 | 0 | 0 | 0 |
| CIUDAD REAL | 0 | 0 | 0 | 0 | 0 | 0 | 0 | 0 | 0 | 0 | 0 | 0 |
| CUENCA | 0 | 0 | 0 | 0 | 0 | 0 | 0 | 0 | 0 | 0 | 0 | 0 |
| GUADALAJARA | 0 | 0 | 0 | 0 | 0 | 0 | 0 | 0 | 0 | 0 | 0 | 0 |
| TOLEDO | 0 | 0 | 0 | 0 | 0 | 0 | 0 | 0 | 0 | 0 | 0 | 0 |

(Continúa al dorso)

| CC.AA. Y/O PROVINCIAS | REVISIONES EFECTUADAS | | | CAUSAS DE EXTINCIÓN DEL DERECHO | | | | | | | | |
|-----------------------------|-----------------------|------------|----------|---------------------------------|------------|--------------|----------|------------|---------------|----------|----------|----------|
| | Extinción | Suspensión | TOTAL | Recursos | Recursos | Prestación | Ingreso | Pérdida | Fallecimiento | Grado y | Alta | TOTAL |
| | Derecho | | | Propios | Familiares | Incompatible | Centro | Residencia | | Baremo | | |
| CATALUNYA* | 0 | 0 | 0 | 0 | 0 | 0 | 0 | 0 | 0 | 0 | 0 | 0 |
| BARCELONA | 0 | 0 | 0 | 0 | 0 | 0 | 0 | 0 | 0 | 0 | 0 | 0 |
| GIRONA | 0 | 0 | 0 | 0 | 0 | 0 | 0 | 0 | 0 | 0 | 0 | 0 |
| LLEIDA | 0 | 0 | 0 | 0 | 0 | 0 | 0 | 0 | 0 | 0 | 0 | 0 |
| TARRAGONA | 0 | 0 | 0 | 0 | 0 | 0 | 0 | 0 | 0 | 0 | 0 | 0 |
| COMUNIDAD VALENCIANA | 1 | 0 | 1 | 1 | 0 | 0 | 0 | 0 | 0 | 0 | 0 | 1 |
| ALICANTE | 0 | 0 | 0 | 0 | 0 | 0 | 0 | 0 | 0 | 0 | 0 | 0 |
| CASTELLÓN | 0 | 0 | 0 | 0 | 0 | 0 | 0 | 0 | 0 | 0 | 0 | 0 |
| VALENCIA | 1 | 0 | 1 | 1 | 0 | 0 | 0 | 0 | 0 | 0 | 0 | 1 |
| EXTREMADURA | 0 | 0 | 0 | 0 | 0 | 0 | 0 | 0 | 0 | 0 | 0 | 0 |
| BADAJOZ | 0 | 0 | 0 | 0 | 0 | 0 | 0 | 0 | 0 | 0 | 0 | 0 |
| CÁCERES | 0 | 0 | 0 | 0 | 0 | 0 | 0 | 0 | 0 | 0 | 0 | 0 |
| GALICIA | 0 | 0 | 0 | 0 | 0 | 0 | 0 | 0 | 0 | 0 | 0 | 0 |
| A CORUÑA | 0 | 0 | 0 | 0 | 0 | 0 | 0 | 0 | 0 | 0 | 0 | 0 |
| LUGO | 0 | 0 | 0 | 0 | 0 | 0 | 0 | 0 | 0 | 0 | 0 | 0 |
| OURENSE | 0 | 0 | 0 | 0 | 0 | 0 | 0 | 0 | 0 | 0 | 0 | 0 |
| PONTEVEDRA | 0 | 0 | 0 | 0 | 0 | 0 | 0 | 0 | 0 | 0 | 0 | 0 |
| MADRID | 0 | 0 | 0 | 0 | 0 | 0 | 0 | 0 | 0 | 0 | 0 | 0 |
| MURCIA | 0 | 1 | 1 | 0 | 0 | 0 | 0 | 0 | 0 | 0 | 0 | 0 |
| NAVARRA | 1 | 0 | 1 | 0 | 0 | 0 | 0 | 1 | 0 | 0 | 0 | 1 |
| PAÍS VASCO | 0 | 0 | 0 | 0 | 0 | 0 | 0 | 0 | 0 | 0 | 0 | 0 |
| ARABA/ÁLAVA | 0 | 0 | 0 | 0 | 0 | 0 | 0 | 0 | 0 | 0 | 0 | 0 |
| GIPUZKOA | 0 | 0 | 0 | 0 | 0 | 0 | 0 | 0 | 0 | 0 | 0 | 0 |
| BIZKAIA | 0 | 0 | 0 | 0 | 0 | 0 | 0 | 0 | 0 | 0 | 0 | 0 |
| LA RIOJA | 0 | 0 | 0 | 0 | 0 | 0 | 0 | 0 | 0 | 0 | 0 | 0 |
| CEUTA | 0 | 0 | 0 | 0 | 0 | 0 | 0 | 0 | 0 | 0 | 0 | 0 |
| MELILLA | 0 | 0 | 0 | 0 | 0 | 0 | 0 | 0 | 0 | 0 | 0 | 0 |
| TOTAL ESTADO | 2 | 1 | 3 | 1 | 0 | 0 | 0 | 1 | 0 | 0 | 0 | 2 |

*Por problemas informáticos, este mes no se dispone de los datos de Catalunya

PRESTACIONES DEL REAL DECRETO 383/1984, DE 1 DE FEBRERO

REVISIONES DE OFICIO E INSTANCIA DE PARTE EFECTUADAS EN ASPF

DATOS DE GESTIÓN CORRESPONDIENTES AL MES DE SEPTIEMBRE DE 2025

| CC.AA. Y/O PROVINCIAS | REVISIONES EFECTUADAS | | | CAUSAS DE EXTINCIÓN DEL DERECHO | | | | | |
|-----------------------------|-----------------------|------------|----------|---------------------------------|------------|---------------|----------|----------|----------|
| | Extinción | Suspensión | TOTAL | Prestación | Pérdida | Fallecimiento | Grado y | Alta | TOTAL |
| | Derecho | | | Incompatible | Residencia | | Baremo | S.S. | |
| ANDALUCÍA | 1 | 0 | 1 | 0 | 0 | 1 | 0 | 0 | 1 |
| ALMERÍA | 0 | 0 | 0 | 0 | 0 | 0 | 0 | 0 | 0 |
| CÁDIZ | 0 | 0 | 0 | 0 | 0 | 0 | 0 | 0 | 0 |
| CÓRDOBA | 0 | 0 | 0 | 0 | 0 | 0 | 0 | 0 | 0 |
| GRANADA | 1 | 0 | 1 | 0 | 0 | 1 | 0 | 0 | 1 |
| HUELVA | 0 | 0 | 0 | 0 | 0 | 0 | 0 | 0 | 0 |
| JAÉN | 0 | 0 | 0 | 0 | 0 | 0 | 0 | 0 | 0 |
| MÁLAGA | 0 | 0 | 0 | 0 | 0 | 0 | 0 | 0 | 0 |
| SEVILLA | 0 | 0 | 0 | 0 | 0 | 0 | 0 | 0 | 0 |
| ARAGÓN | 1 | 0 | 1 | 0 | 0 | 1 | 0 | 0 | 1 |
| HUESCA | 0 | 0 | 0 | 0 | 0 | 0 | 0 | 0 | 0 |
| TERUEL | 0 | 0 | 0 | 0 | 0 | 0 | 0 | 0 | 0 |
| ZARAGOZA | 1 | 0 | 1 | 0 | 0 | 1 | 0 | 0 | 1 |
| ASTURIAS | 0 | 0 | 0 | 0 | 0 | 0 | 0 | 0 | 0 |
| ILLES BALEARS | 0 | 0 | 0 | 0 | 0 | 0 | 0 | 0 | 0 |
| CANARIAS | 0 | 0 | 0 | 0 | 0 | 0 | 0 | 0 | 0 |
| LAS PALMAS | 0 | 0 | 0 | 0 | 0 | 0 | 0 | 0 | 0 |
| S.C. TENERIFE | 0 | 0 | 0 | 0 | 0 | 0 | 0 | 0 | 0 |
| CANTABRIA | 0 | 0 | 0 | 0 | 0 | 0 | 0 | 0 | 0 |
| CASTILLA Y LEÓN | 0 | 0 | 0 | 0 | 0 | 0 | 0 | 0 | 0 |
| ÁVILA | 0 | 0 | 0 | 0 | 0 | 0 | 0 | 0 | 0 |
| BURGOS | 0 | 0 | 0 | 0 | 0 | 0 | 0 | 0 | 0 |
| LEÓN | 0 | 0 | 0 | 0 | 0 | 0 | 0 | 0 | 0 |
| PALENCIA | 0 | 0 | 0 | 0 | 0 | 0 | 0 | 0 | 0 |
| SALAMANCA | 0 | 0 | 0 | 0 | 0 | 0 | 0 | 0 | 0 |
| SEGOVIA | 0 | 0 | 0 | 0 | 0 | 0 | 0 | 0 | 0 |
| SORIA | 0 | 0 | 0 | 0 | 0 | 0 | 0 | 0 | 0 |
| VALLADOLID | 0 | 0 | 0 | 0 | 0 | 0 | 0 | 0 | 0 |
| ZAMORA | 0 | 0 | 0 | 0 | 0 | 0 | 0 | 0 | 0 |
| ARAGÓN | 0 | 0 | 0 | 0 | 0 | 0 | 0 | 0 | 0 |
| ALBACETE | 0 | 0 | 0 | 0 | 0 | 0 | 0 | 0 | 0 |
| CIUDAD REAL | 0 | 0 | 0 | 0 | 0 | 0 | 0 | 0 | 0 |
| CUENCA | 0 | 0 | 0 | 0 | 0 | 0 | 0 | 0 | 0 |
| GUADALAJARA | 0 | 0 | 0 | 0 | 0 | 0 | 0 | 0 | 0 |
| TOLEDO | 0 | 0 | 0 | 0 | 0 | 0 | 0 | 0 | 0 |

(Continúa al dorso)

| CC.AA. Y/O PROVINCIAS | REVISIONES EFECTUADAS | | | CAUSAS DE EXTINCIÓN DEL DERECHO | | | | | |
|-----------------------------|-----------------------|------------|----------|---------------------------------|-----------------------|---------------|-------------------|--------------|----------|
| | Extinción Derecho | Suspensión | TOTAL | Prestación Incompatible | Pérdida Residencia | Fallecimiento | Grado y Baremo | Alta S.S. | TOTAL |
| CATALUNYA* | 0 | 0 | 0 | 0 | 0 | 0 | 0 | 0 | 0 |
| BARCELONA | 0 | 0 | 0 | 0 | 0 | 0 | 0 | 0 | 0 |
| GIRONA | 0 | 0 | 0 | 0 | 0 | 0 | 0 | 0 | 0 |
| LLEIDA | 0 | 0 | 0 | 0 | 0 | 0 | 0 | 0 | 0 |
| TARRAGONA | 0 | 0 | 0 | 0 | 0 | 0 | 0 | 0 | 0 |
| COMUNIDAD VALENCIANA | 0 | 0 | 0 | 0 | 0 | 0 | 0 | 0 | 0 |
| ALICANTE | 0 | 0 | 0 | 0 | 0 | 0 | 0 | 0 | 0 |
| CASTELLÓN | 0 | 0 | 0 | 0 | 0 | 0 | 0 | 0 | 0 |
| VALENCIA | 0 | 0 | 0 | 0 | 0 | 0 | 0 | 0 | 0 |
| EXTREMADURA | 0 | 0 | 0 | 0 | 0 | 0 | 0 | 0 | 0 |
| BADAJOS | 0 | 0 | 0 | 0 | 0 | 0 | 0 | 0 | 0 |
| CÁCERES | 0 | 0 | 0 | 0 | 0 | 0 | 0 | 0 | 0 |
| GALICIA | 0 | 0 | 0 | 0 | 0 | 0 | 0 | 0 | 0 |
| A CORUÑA | 0 | 0 | 0 | 0 | 0 | 0 | 0 | 0 | 0 |
| LUGO | 0 | 0 | 0 | 0 | 0 | 0 | 0 | 0 | 0 |
| OURENSE | 0 | 0 | 0 | 0 | 0 | 0 | 0 | 0 | 0 |
| PONTEVEDRA | 0 | 0 | 0 | 0 | 0 | 0 | 0 | 0 | 0 |
| MADRID | 0 | 0 | 0 | 0 | 0 | 0 | 0 | 0 | 0 |
| MURCIA | 0 | 0 | 0 | 0 | 0 | 0 | 0 | 0 | 0 |
| NAVARRA | 0 | 0 | 0 | 0 | 0 | 0 | 0 | 0 | 0 |
| PAÍS VASCO | 0 | 0 | 0 | 0 | 0 | 0 | 0 | 0 | 0 |
| ARABA/ÁLAVA | 0 | 0 | 0 | 0 | 0 | 0 | 0 | 0 | 0 |
| GIPUZKOA | 0 | 0 | 0 | 0 | 0 | 0 | 0 | 0 | 0 |
| BIZKAIA | 0 | 0 | 0 | 0 | 0 | 0 | 0 | 0 | 0 |
| LA RIOJA | 0 | 0 | 0 | 0 | 0 | 0 | 0 | 0 | 0 |
| CEUTA | 0 | 0 | 0 | 0 | 0 | 0 | 0 | 0 | 0 |
| MELILLA | 0 | 0 | 0 | 0 | 0 | 0 | 0 | 0 | 0 |
| TOTAL ESTADO | 2 | 0 | 2 | 0 | 0 | 2 | 0 | 0 | 2 |

*Por problemas informáticos, este mes no se dispone de los datos de Catalunya

PRESTACIONES DEL REAL DECRETO 383/1984, DE 1 DE FEBRERO

TOTAL REVISIONES DE OFICIO E INSTANCIA DE PARTE EFECTUADAS

DATOS DE GESTIÓN CORRESPONDIENTES AL MES DE SEPTIEMBRE DE 2025

| CC.AA. Y/O PROVINCIAS | REVISIONES EFECTUADAS | | | | CAUSAS DE EXTINCIÓN DEL DERECHO | | | | | | | | | |
|-----------------------------|-----------------------|----------------------|--------------|----------|---------------------------------|---------------------|------------------------|----------------------------|-------------------|-----------------------|---------------|-------------------|--------------|----------|
| | Modifica. Cuantía | Extinción Derecho | Suspensión | | TOTAL | Recursos Propios | Recursos Familiares | Prestación Incompatible | Ingreso Centro | Pérdida Residencia | Fallecimiento | Grado y Baremo | Alta S.S. | TOTAL |
| | | | Act. Laboral | Otras | | | | | | | | | | |
| ANDALUCÍA | 0 | 5 | 0 | 0 | 5 | 3 | 0 | 1 | 0 | 0 | 1 | 0 | 0 | 5 |
| ALMERÍA | 0 | 0 | 0 | 0 | 0 | 0 | 0 | 0 | 0 | 0 | 0 | 0 | 0 | 0 |
| CÁDIZ | 0 | 0 | 0 | 0 | 0 | 0 | 0 | 0 | 0 | 0 | 0 | 0 | 0 | 0 |
| CÓRDOBA | 0 | 0 | 0 | 0 | 0 | 0 | 0 | 0 | 0 | 0 | 0 | 0 | 0 | 0 |
| GRANADA | 0 | 1 | 0 | 0 | 1 | 0 | 0 | 0 | 0 | 0 | 1 | 0 | 0 | 1 |
| HUELVA | 0 | 0 | 0 | 0 | 0 | 0 | 0 | 0 | 0 | 0 | 0 | 0 | 0 | 0 |
| JAÉN | 0 | 0 | 0 | 0 | 0 | 0 | 0 | 0 | 0 | 0 | 0 | 0 | 0 | 0 |
| MÁLAGA | 0 | 3 | 0 | 0 | 3 | 2 | 0 | 1 | 0 | 0 | 0 | 0 | 0 | 3 |
| SEVILLA | 0 | 1 | 0 | 0 | 1 | 1 | 0 | 0 | 0 | 0 | 0 | 0 | 0 | 1 |
| ARAGÓN | 0 | 3 | 0 | 0 | 3 | 0 | 0 | 2 | 0 | 0 | 1 | 0 | 0 | 3 |
| HUESCA | 0 | 0 | 0 | 0 | 0 | 0 | 0 | 0 | 0 | 0 | 0 | 0 | 0 | 0 |
| TERUEL | 0 | 0 | 0 | 0 | 0 | 0 | 0 | 0 | 0 | 0 | 0 | 0 | 0 | 0 |
| ZARAGOZA | 0 | 3 | 0 | 0 | 3 | 0 | 0 | 2 | 0 | 0 | 1 | 0 | 0 | 3 |
| ASTURIAS | 0 | 0 | 0 | 0 | 0 | 0 | 0 | 0 | 0 | 0 | 0 | 0 | 0 | 0 |
| ILLES BALEARS | 0 | 3 | 0 | 0 | 3 | 0 | 0 | 3 | 0 | 0 | 0 | 0 | 0 | 3 |
| CANARIAS | 0 | 0 | 0 | 0 | 0 | 0 | 0 | 0 | 0 | 0 | 0 | 0 | 0 | 0 |
| LAS PALMAS | 0 | 0 | 0 | 0 | 0 | 0 | 0 | 0 | 0 | 0 | 0 | 0 | 0 | 0 |
| S.C. TENERIFE | 0 | 0 | 0 | 0 | 0 | 0 | 0 | 0 | 0 | 0 | 0 | 0 | 0 | 0 |
| CANTABRIA | 0 | 0 | 0 | 0 | 0 | 0 | 0 | 0 | 0 | 0 | 0 | 0 | 0 | 0 |
| CASTILLA Y LEÓN | 0 | 1 | 0 | 0 | 1 | 1 | 0 | 0 | 0 | 0 | 0 | 0 | 0 | 1 |
| ÁVILA | 0 | 0 | 0 | 0 | 0 | 0 | 0 | 0 | 0 | 0 | 0 | 0 | 0 | 0 |
| BURGOS | 0 | 0 | 0 | 0 | 0 | 0 | 0 | 0 | 0 | 0 | 0 | 0 | 0 | 0 |
| LEÓN | 0 | 0 | 0 | 0 | 0 | 0 | 0 | 0 | 0 | 0 | 0 | 0 | 0 | 0 |
| PALENCIA | 0 | 0 | 0 | 0 | 0 | 0 | 0 | 0 | 0 | 0 | 0 | 0 | 0 | 0 |
| SALAMANCA | 0 | 0 | 0 | 0 | 0 | 0 | 0 | 0 | 0 | 0 | 0 | 0 | 0 | 0 |
| SEGOVIA | 0 | 0 | 0 | 0 | 0 | 0 | 0 | 0 | 0 | 0 | 0 | 0 | 0 | 0 |
| SORIA | 0 | 1 | 0 | 0 | 1 | 1 | 0 | 0 | 0 | 0 | 0 | 0 | 0 | 1 |
| VALLADOLID | 0 | 0 | 0 | 0 | 0 | 0 | 0 | 0 | 0 | 0 | 0 | 0 | 0 | 0 |
| ZAMORA | 0 | 0 | 0 | 0 | 0 | 0 | 0 | 0 | 0 | 0 | 0 | 0 | 0 | 0 |
| CASTILLA-LA MANCHA | 0 | 2 | 0 | 0 | 2 | 2 | 0 | 0 | 0 | 0 | 0 | 0 | 0 | 2 |
| ALBACETE | 0 | 0 | 0 | 0 | 0 | 0 | 0 | 0 | 0 | 0 | 0 | 0 | 0 | 0 |
| CIUDAD REAL | 0 | 0 | 0 | 0 | 0 | 0 | 0 | 0 | 0 | 0 | 0 | 0 | 0 | 0 |
| CUENCA | 0 | 0 | 0 | 0 | 0 | 0 | 0 | 0 | 0 | 0 | 0 | 0 | 0 | 0 |
| GUADALAJARA | 0 | 0 | 0 | 0 | 0 | 0 | 0 | 0 | 0 | 0 | 0 | 0 | 0 | 0 |
| TOLEDO | 0 | 2 | 0 | 0 | 2 | 2 | 0 | 0 | 0 | 0 | 0 | 0 | 0 | 2 |

(Continúa al dorso)

| CC.AA. Y/O PROVINCIAS | REVISIONES EFECTUADAS | | | | | CAUSAS DE EXTINCIÓN DEL DERECHO | | | | | | | | |
|-----------------------------|-----------------------|----------------------|--------------|-------|-------|---------------------------------|------------------------|----------------------------|-------------------|-----------------------|---------------|-------------------|--------------|-------|
| | Modifica. Cuantía | Extinción Derecho | Suspensión | | TOTAL | Recursos Propios | Recursos Familiares | Prestación Incompatible | Ingreso Centro | Pérdida Residencia | Fallecimiento | Grado y Baremo | Alta S.S. | TOTAL |
| | | | Act. Laboral | Otras | | | | | | | | | | |
| CATALUNYA* | 0 | 0 | 0 | 0 | 0 | 0 | 0 | 0 | 0 | 0 | 0 | 0 | 0 | 0 |
| BARCELONA | 0 | 0 | 0 | 0 | 0 | 0 | 0 | 0 | 0 | 0 | 0 | 0 | 0 | 0 |
| GIRONA | 0 | 0 | 0 | 0 | 0 | 0 | 0 | 0 | 0 | 0 | 0 | 0 | 0 | 0 |
| LLEIDA | 0 | 0 | 0 | 0 | 0 | 0 | 0 | 0 | 0 | 0 | 0 | 0 | 0 | 0 |
| TARRAGONA | 0 | 0 | 0 | 0 | 0 | 0 | 0 | 0 | 0 | 0 | 0 | 0 | 0 | 0 |
| COMUNIDAD VALENCIANA | 0 | 1 | 0 | 0 | 1 | 1 | 0 | 0 | 0 | 0 | 0 | 0 | 0 | 1 |
| ALICANTE | 0 | 0 | 0 | 0 | 0 | 0 | 0 | 0 | 0 | 0 | 0 | 0 | 0 | 0 |
| CASTELLÓN | 0 | 0 | 0 | 0 | 0 | 0 | 0 | 0 | 0 | 0 | 0 | 0 | 0 | 0 |
| VALENCIA | 0 | 1 | 0 | 0 | 1 | 1 | 0 | 0 | 0 | 0 | 0 | 0 | 0 | 1 |
| EXTREMADURA | 0 | 0 | 0 | 0 | 0 | 0 | 0 | 0 | 0 | 0 | 0 | 0 | 0 | 0 |
| BADAJOZ | 0 | 0 | 0 | 0 | 0 | 0 | 0 | 0 | 0 | 0 | 0 | 0 | 0 | 0 |
| CÁCERES | 0 | 0 | 0 | 0 | 0 | 0 | 0 | 0 | 0 | 0 | 0 | 0 | 0 | 0 |
| GALICIA | 0 | 0 | 0 | 0 | 0 | 0 | 0 | 0 | 0 | 0 | 0 | 0 | 0 | 0 |
| A CORUÑA | 0 | 0 | 0 | 0 | 0 | 0 | 0 | 0 | 0 | 0 | 0 | 0 | 0 | 0 |
| LUGO | 0 | 0 | 0 | 0 | 0 | 0 | 0 | 0 | 0 | 0 | 0 | 0 | 0 | 0 |
| OURENSE | 0 | 0 | 0 | 0 | 0 | 0 | 0 | 0 | 0 | 0 | 0 | 0 | 0 | 0 |
| PONTEVEDRA | 0 | 0 | 0 | 0 | 0 | 0 | 0 | 0 | 0 | 0 | 0 | 0 | 0 | 0 |
| MADRID | 0 | 0 | 0 | 0 | 0 | 0 | 0 | 0 | 0 | 0 | 0 | 0 | 0 | 0 |
| MURCIA | 0 | 2 | 0 | 1 | 3 | 0 | 0 | 2 | 0 | 0 | 0 | 0 | 0 | 2 |
| NAVARRA | 0 | 2 | 0 | 0 | 2 | 0 | 0 | 0 | 0 | 1 | 1 | 0 | 0 | 2 |
| PAÍS VASCO | 0 | 0 | 0 | 0 | 0 | 0 | 0 | 0 | 0 | 0 | 0 | 0 | 0 | 0 |
| ARABA/ÁLAVA | 0 | 0 | 0 | 0 | 0 | 0 | 0 | 0 | 0 | 0 | 0 | 0 | 0 | 0 |
| GIPUZKOA | 0 | 0 | 0 | 0 | 0 | 0 | 0 | 0 | 0 | 0 | 0 | 0 | 0 | 0 |
| BIZKAIA | 0 | 0 | 0 | 0 | 0 | 0 | 0 | 0 | 0 | 0 | 0 | 0 | 0 | 0 |
| LA RIOJA | 0 | 0 | 0 | 0 | 0 | 0 | 0 | 0 | 0 | 0 | 0 | 0 | 0 | 0 |
| CEUTA | 0 | 1 | 0 | 0 | 1 | 0 | 0 | 1 | 0 | 0 | 0 | 0 | 0 | 1 |
| MELILLA | 0 | 0 | 0 | 0 | 0 | 0 | 0 | 0 | 0 | 0 | 0 | 0 | 0 | 0 |

| | | | | | | | | | | | | | | |
|---------------------|---|----|---|---|----|---|---|---|---|---|---|---|---|----|
| TOTAL ESTADO | 0 | 20 | 0 | 1 | 21 | 7 | 0 | 9 | 0 | 1 | 3 | 0 | 0 | 20 |
|---------------------|---|----|---|---|----|---|---|---|---|---|---|---|---|----|

*Por problemas informáticos, este mes no se dispone de los datos de Catalunya

PRESTACIONES DEL REAL DECRETO 383/1984, DE 1 DE FEBRERO REVISIONES DE OFICIO E INSTANCIA DE PARTE EFECTUADAS DE SGIM DATOS DE GESTIÓN CORRESPONDIENTES AL AÑO 2025 HASTA SEPTIEMBRE

| CC.AA. Y/O PROVINCIAS | REVISIONES EFECTUADAS | | | | CAUSAS DE EXTINCIÓN DEL DERECHO | | | | | | |
|-----------------------------|-----------------------|----------------------|--------------|----------|---------------------------------|---------------------|----------------------------|-----------------------|---------------|-------------------|-----------|
| | Modifica. Cuantía | Extinción Derecho | Suspensión | | TOTAL | Recursos Propios | Prestación Incompatible | Pérdida Residencia | Fallecimiento | Grado y Baremo | TOTAL |
| | | | Act. Laboral | Otras | | | | | | | |
| ANDALUCÍA | 0 | 46 | 0 | 0 | 46 | 13 | 16 | 0 | 17 | 0 | 46 |
| ALMERÍA | 0 | 7 | 0 | 0 | 7 | 0 | 4 | 0 | 3 | 0 | 7 |
| CÁDIZ | 0 | 4 | 0 | 0 | 4 | 1 | 2 | 0 | 1 | 0 | 4 |
| CÓRDOBA | 0 | 3 | 0 | 0 | 3 | 1 | 1 | 0 | 1 | 0 | 3 |
| GRANADA | 0 | 5 | 0 | 0 | 5 | 0 | 2 | 0 | 3 | 0 | 5 |
| HUELVA | 0 | 0 | 0 | 0 | 0 | 0 | 0 | 0 | 0 | 0 | 0 |
| JAÉN | 0 | 2 | 0 | 0 | 2 | 0 | 1 | 0 | 1 | 0 | 2 |
| MÁLAGA | 0 | 20 | 0 | 0 | 20 | 8 | 4 | 0 | 8 | 0 | 20 |
| SEVILLA | 0 | 5 | 0 | 0 | 5 | 3 | 2 | 0 | 0 | 0 | 5 |
| ARAGÓN | 0 | 10 | 0 | 0 | 10 | 0 | 6 | 0 | 4 | 0 | 10 |
| HUESCA | 0 | 3 | 0 | 0 | 3 | 0 | 0 | 0 | 3 | 0 | 3 |
| TERUEL | 0 | 0 | 0 | 0 | 0 | 0 | 0 | 0 | 0 | 0 | 0 |
| ZARAGOZA | 0 | 7 | 0 | 0 | 7 | 0 | 6 | 0 | 1 | 0 | 7 |
| ASTURIAS | 0 | 13 | 0 | 1 | 14 | 2 | 6 | 0 | 5 | 0 | 13 |
| ILLES BALEARS | 0 | 5 | 0 | 0 | 5 | 0 | 4 | 0 | 1 | 0 | 5 |
| CANARIAS | 0 | 3 | 0 | 0 | 3 | 0 | 2 | 0 | 1 | 0 | 3 |
| LAS PALMAS | 0 | 0 | 0 | 0 | 0 | 0 | 0 | 0 | 0 | 0 | 0 |
| S.C. TENERIFE | 0 | 3 | 0 | 0 | 3 | 0 | 2 | 0 | 1 | 0 | 3 |
| CANTABRIA | 0 | 2 | 0 | 0 | 2 | 1 | 0 | 0 | 1 | 0 | 2 |
| CASTILLA Y LEÓN | 1 | 17 | 0 | 4 | 22 | 6 | 7 | 0 | 4 | 0 | 17 |
| ÁVILA | 0 | 0 | 0 | 0 | 0 | 0 | 0 | 0 | 0 | 0 | 0 |
| BURGOS | 0 | 0 | 0 | 0 | 0 | 0 | 0 | 0 | 0 | 0 | 0 |
| LEÓN | 1 | 6 | 0 | 2 | 9 | 1 | 3 | 0 | 2 | 0 | 6 |
| PALENCIA | 0 | 0 | 0 | 0 | 0 | 0 | 0 | 0 | 0 | 0 | 0 |
| SALAMANCA | 0 | 4 | 0 | 0 | 4 | 2 | 1 | 0 | 1 | 0 | 4 |
| SEGOVIA | 0 | 1 | 0 | 0 | 1 | 0 | 1 | 0 | 0 | 0 | 1 |
| SORIA | 0 | 3 | 0 | 0 | 3 | 1 | 1 | 0 | 1 | 0 | 3 |
| VALLADOLID | 0 | 2 | 0 | 2 | 4 | 2 | 0 | 0 | 0 | 0 | 2 |
| ZAMORA | 0 | 1 | 0 | 0 | 1 | 0 | 1 | 0 | 0 | 0 | 1 |
| CASTILLA-LA MANCHA | 0 | 17 | 0 | 0 | 17 | 6 | 7 | 0 | 4 | 0 | 17 |
| ALBACETE | 0 | 4 | 0 | 0 | 4 | 3 | 0 | 0 | 1 | 0 | 4 |
| CIUDAD REAL | 0 | 1 | 0 | 0 | 1 | 0 | 0 | 0 | 1 | 0 | 1 |
| CUENCA | 0 | 1 | 0 | 0 | 1 | 0 | 1 | 0 | 0 | 0 | 1 |
| GUADALAJARA | 0 | 4 | 0 | 0 | 4 | 0 | 2 | 0 | 2 | 0 | 4 |
| TOLEDO | 0 | 7 | 0 | 0 | 7 | 3 | 4 | 0 | 0 | 0 | 7 |

(Continúa al dorso)

| CC.AA. Y/O PROVINCIAS | REVISIONES EFECTUADAS | | | | CAUSAS DE EXTINCIÓN DEL DERECHO | | | | | | |
|-----------------------------|-----------------------|----------------------|-----------------|----------|---------------------------------|---------------------|----------------------------|-----------------------|---------------|-------------------|-----------|
| | Modifica. Cuantía | Extinción Derecho | Suspensión SGIM | | TOTAL | Recursos Propios | Prestación Incompatible | Pérdida Residencia | Fallecimiento | Grado y Baremo | TOTAL |
| | | | Act. Laboral | Otras | | | | | | | |
| CATALUNYA* | 0 | 0 | 0 | 0 | 0 | 0 | 0 | 0 | 0 | 0 | 0 |
| BARCELONA | 0 | 0 | 0 | 0 | 0 | 0 | 0 | 0 | 0 | 0 | 0 |
| GIRONA | 0 | 0 | 0 | 0 | 0 | 0 | 0 | 0 | 0 | 0 | 0 |
| LLEIDA | 0 | 0 | 0 | 0 | 0 | 0 | 0 | 0 | 0 | 0 | 0 |
| TARRAGONA | 0 | 0 | 0 | 0 | 0 | 0 | 0 | 0 | 0 | 0 | 0 |
| COMUNIDAD VALENCIANA | 0 | 8 | 0 | 0 | 8 | 1 | 1 | 0 | 6 | 0 | 8 |
| ALICANTE | 0 | 4 | 0 | 0 | 4 | 1 | 1 | 0 | 2 | 0 | 4 |
| CASTELLÓN | 0 | 1 | 0 | 0 | 1 | 0 | 0 | 0 | 1 | 0 | 1 |
| VALENCIA | 0 | 3 | 0 | 0 | 3 | 0 | 0 | 0 | 3 | 0 | 3 |
| EXTREMADURA | 0 | 10 | 0 | 0 | 10 | 1 | 6 | 0 | 3 | 0 | 10 |
| BADAJOS | 0 | 5 | 0 | 0 | 5 | 0 | 3 | 0 | 2 | 0 | 5 |
| CÁCERES | 0 | 5 | 0 | 0 | 5 | 1 | 3 | 0 | 1 | 0 | 5 |
| GALICIA | 0 | 7 | 0 | 0 | 7 | 4 | 2 | 0 | 1 | 0 | 7 |
| A CORUÑA | 0 | 3 | 0 | 0 | 3 | 2 | 1 | 0 | 0 | 0 | 3 |
| LUGO | 0 | 0 | 0 | 0 | 0 | 0 | 0 | 0 | 0 | 0 | 0 |
| OURENSE | 0 | 0 | 0 | 0 | 0 | 0 | 0 | 0 | 0 | 0 | 0 |
| PONTEVEDRA | 0 | 4 | 0 | 0 | 4 | 2 | 1 | 0 | 1 | 0 | 4 |
| MADRID | 0 | 13 | 0 | 0 | 13 | 0 | 12 | 0 | 1 | 0 | 13 |
| MURCIA | 2 | 31 | 0 | 0 | 33 | 0 | 18 | 0 | 13 | 0 | 31 |
| NAVARRA | 0 | 5 | 0 | 0 | 5 | 3 | 0 | 0 | 2 | 0 | 5 |
| PAÍS VASCO | 0 | 7 | 0 | 0 | 7 | 1 | 0 | 0 | 6 | 0 | 7 |
| ARABA/ÁLAVA | 0 | 0 | 0 | 0 | 0 | 0 | 0 | 0 | 0 | 0 | 0 |
| GIPUZKOA | 0 | 0 | 0 | 0 | 0 | 0 | 0 | 0 | 0 | 0 | 0 |
| BIZKAIA | 0 | 7 | 0 | 0 | 7 | 1 | 0 | 0 | 6 | 0 | 7 |
| LA RIOJA | 0 | 0 | 0 | 0 | 0 | 0 | 0 | 0 | 0 | 0 | 0 |
| CEUTA | 0 | 1 | 0 | 0 | 1 | 0 | 1 | 0 | 0 | 0 | 1 |
| MELILLA | 0 | 2 | 0 | 1 | 3 | 2 | 0 | 0 | 0 | 0 | 2 |

| | | | | | | | | | | | |
|---------------------|----------|------------|----------|----------|------------|-----------|-----------|----------|-----------|----------|------------|
| TOTAL ESTADO | 3 | 197 | 0 | 6 | 206 | 40 | 88 | 0 | 69 | 0 | 197 |
|---------------------|----------|------------|----------|----------|------------|-----------|-----------|----------|-----------|----------|------------|

*Por problemas informáticos, este mes no se dispone de los datos de Catalunya

PRESTACIONES DEL REAL DECRETO 383/1984, DE 1 DE FEBRERO

REVISIONES DE OFICIO E INSTANCIA DE PARTE EFECTUADAS EN SATP

DATOS DE GESTIÓN CORRESPONDIENTES AL AÑO 2025 HASTA SEPTIEMBRE

| CC.AA. Y/O PROVINCIAS | REVISIONES EFECTUADAS | | | CAUSAS DE EXTINCIÓN DEL DERECHO | | | | | | | |
|-----------------------------|-----------------------|------------|----------|---------------------------------|--------------|----------|------------|---------------|----------|----------|----------|
| | Extinción | Suspensión | TOTAL | Recursos | Prestación | Ingreso | Pérdida | Fallecimiento | Grado y | Alta | TOTAL |
| | Derecho | | | Propios | Incompatible | Centro | Residencia | | Baremo | S.S. | |
| ANDALUCÍA | 3 | 0 | 3 | 1 | 1 | 0 | 0 | 1 | 0 | 0 | 3 |
| ALMERÍA | 0 | 0 | 0 | 0 | 0 | 0 | 0 | 0 | 0 | 0 | 0 |
| CÁDIZ | 1 | 0 | 1 | 0 | 1 | 0 | 0 | 0 | 0 | 0 | 1 |
| CÓRDOBA | 0 | 0 | 0 | 0 | 0 | 0 | 0 | 0 | 0 | 0 | 0 |
| GRANADA | 1 | 0 | 1 | 0 | 0 | 0 | 0 | 1 | 0 | 0 | 1 |
| HUELVA | 0 | 0 | 0 | 0 | 0 | 0 | 0 | 0 | 0 | 0 | 0 |
| JAÉN | 0 | 0 | 0 | 0 | 0 | 0 | 0 | 0 | 0 | 0 | 0 |
| MÁLAGA | 1 | 0 | 1 | 1 | 0 | 0 | 0 | 0 | 0 | 0 | 1 |
| SEVILLA | 0 | 0 | 0 | 0 | 0 | 0 | 0 | 0 | 0 | 0 | 0 |
| ARAGÓN | 0 | 0 | 0 | 0 | 0 | 0 | 0 | 0 | 0 | 0 | 0 |
| HUESCA | 0 | 0 | 0 | 0 | 0 | 0 | 0 | 0 | 0 | 0 | 0 |
| TERUEL | 0 | 0 | 0 | 0 | 0 | 0 | 0 | 0 | 0 | 0 | 0 |
| ZARAGOZA | 0 | 0 | 0 | 0 | 0 | 0 | 0 | 0 | 0 | 0 | 0 |
| ASTURIAS | 2 | 0 | 2 | 0 | 2 | 0 | 0 | 0 | 0 | 0 | 2 |
| ILLES BALEARS | 1 | 0 | 1 | 0 | 1 | 0 | 0 | 0 | 0 | 0 | 1 |
| CANARIAS | 0 | 0 | 0 | 0 | 0 | 0 | 0 | 0 | 0 | 0 | 0 |
| LAS PALMAS | 0 | 0 | 0 | 0 | 0 | 0 | 0 | 0 | 0 | 0 | 0 |
| S.C. TENERIFE | 0 | 0 | 0 | 0 | 0 | 0 | 0 | 0 | 0 | 0 | 0 |
| CANTABRIA | 0 | 0 | 0 | 0 | 0 | 0 | 0 | 0 | 0 | 0 | 0 |
| CASTILLA Y LEÓN | 2 | 0 | 2 | 0 | 0 | 0 | 0 | 2 | 0 | 0 | 2 |
| ÁVILA | 0 | 0 | 0 | 0 | 0 | 0 | 0 | 0 | 0 | 0 | 0 |
| BURGOS | 0 | 0 | 0 | 0 | 0 | 0 | 0 | 0 | 0 | 0 | 0 |
| LEÓN | 2 | 0 | 2 | 0 | 0 | 0 | 0 | 2 | 0 | 0 | 2 |
| PALENCIA | 0 | 0 | 0 | 0 | 0 | 0 | 0 | 0 | 0 | 0 | 0 |
| SALAMANCA | 0 | 0 | 0 | 0 | 0 | 0 | 0 | 0 | 0 | 0 | 0 |
| SEGOVIA | 0 | 0 | 0 | 0 | 0 | 0 | 0 | 0 | 0 | 0 | 0 |
| SORIA | 0 | 0 | 0 | 0 | 0 | 0 | 0 | 0 | 0 | 0 | 0 |
| VALLADOLID | 0 | 0 | 0 | 0 | 0 | 0 | 0 | 0 | 0 | 0 | 0 |
| ZAMORA | 0 | 0 | 0 | 0 | 0 | 0 | 0 | 0 | 0 | 0 | 0 |
| CASTILLA-LA MANCHA | 7 | 0 | 7 | 3 | 4 | 0 | 0 | 0 | 0 | 0 | 7 |
| ALBACETE | 0 | 0 | 0 | 0 | 0 | 0 | 0 | 0 | 0 | 0 | 0 |
| CIUDAD REAL | 0 | 0 | 0 | 0 | 0 | 0 | 0 | 0 | 0 | 0 | 0 |
| CUENCA | 0 | 0 | 0 | 0 | 0 | 0 | 0 | 0 | 0 | 0 | 0 |
| GUADALAJARA | 0 | 0 | 0 | 0 | 0 | 0 | 0 | 0 | 0 | 0 | 0 |
| TOLEDO | 7 | 0 | 7 | 3 | 4 | 0 | 0 | 0 | 0 | 0 | 7 |

(Continúa al dorso)

| CC.AA. Y/O PROVINCIAS | REVISIONES EFECTUADAS | | | CAUSAS DE EXTINCIÓN DEL DERECHO | | | | | | | |
|-----------------------------|-----------------------|------------|-----------|---------------------------------|--------------|----------|------------|---------------|----------|----------|-----------|
| | Extinción | Suspensión | TOTAL | Recursos | Prestación | Ingreso | Pérdida | Fallecimiento | Grado y | Alta | TOTAL |
| | Derecho | | | Propios | Incompatible | Centro | Residencia | | Baremo | S.S. | |
| CATALUNYA* | 0 | 0 | 0 | 0 | 0 | 0 | 0 | 0 | 0 | 0 | 0 |
| BARCELONA | 0 | 0 | 0 | 0 | 0 | 0 | 0 | 0 | 0 | 0 | 0 |
| GIRONA | 0 | 0 | 0 | 0 | 0 | 0 | 0 | 0 | 0 | 0 | 0 |
| LLEIDA | 0 | 0 | 0 | 0 | 0 | 0 | 0 | 0 | 0 | 0 | 0 |
| TARRAGONA | 0 | 0 | 0 | 0 | 0 | 0 | 0 | 0 | 0 | 0 | 0 |
| COMUNIDAD VALENCIANA | 1 | 0 | 1 | 0 | 0 | 0 | 0 | 1 | 0 | 0 | 1 |
| ALICANTE | 0 | 0 | 0 | 0 | 0 | 0 | 0 | 0 | 0 | 0 | 0 |
| CASTELLÓN | 1 | 0 | 1 | 0 | 0 | 0 | 0 | 1 | 0 | 0 | 1 |
| VALENCIA | 0 | 0 | 0 | 0 | 0 | 0 | 0 | 0 | 0 | 0 | 0 |
| EXTREMADURA | 0 | 0 | 0 | 0 | 0 | 0 | 0 | 0 | 0 | 0 | 0 |
| BADAJOS | 0 | 0 | 0 | 0 | 0 | 0 | 0 | 0 | 0 | 0 | 0 |
| CÁCERES | 0 | 0 | 0 | 0 | 0 | 0 | 0 | 0 | 0 | 0 | 0 |
| GALICIA | 0 | 0 | 0 | 0 | 0 | 0 | 0 | 0 | 0 | 0 | 0 |
| A CORUÑA | 0 | 0 | 0 | 0 | 0 | 0 | 0 | 0 | 0 | 0 | 0 |
| LUGO | 0 | 0 | 0 | 0 | 0 | 0 | 0 | 0 | 0 | 0 | 0 |
| OURENSE | 0 | 0 | 0 | 0 | 0 | 0 | 0 | 0 | 0 | 0 | 0 |
| PONTEVEDRA | 0 | 0 | 0 | 0 | 0 | 0 | 0 | 0 | 0 | 0 | 0 |
| MADRID | 1 | 0 | 1 | 0 | 1 | 0 | 0 | 0 | 0 | 0 | 1 |
| MURCIA | 1 | 0 | 1 | 1 | 0 | 0 | 0 | 0 | 0 | 0 | 1 |
| NAVARRA | 2 | 0 | 2 | 1 | 0 | 0 | 0 | 1 | 0 | 0 | 2 |
| PAÍS VASCO | 0 | 0 | 0 | 0 | 0 | 0 | 0 | 0 | 0 | 0 | 0 |
| ARABA/ÁLAVA | 0 | 0 | 0 | 0 | 0 | 0 | 0 | 0 | 0 | 0 | 0 |
| GIPUZKOA | 0 | 0 | 0 | 0 | 0 | 0 | 0 | 0 | 0 | 0 | 0 |
| BIZKAIA | 0 | 0 | 0 | 0 | 0 | 0 | 0 | 0 | 0 | 0 | 0 |
| LA RIOJA | 0 | 0 | 0 | 0 | 0 | 0 | 0 | 0 | 0 | 0 | 0 |
| CEUTA | 0 | 0 | 0 | 0 | 0 | 0 | 0 | 0 | 0 | 0 | 0 |
| MELILLA | 0 | 0 | 0 | 0 | 0 | 0 | 0 | 0 | 0 | 0 | 0 |
| TOTAL ESTADO | 20 | 0 | 20 | 6 | 9 | 0 | 0 | 5 | 0 | 0 | 20 |

*Por problemas informáticos, este mes no se dispone de los datos de Catalunya

PRESTACIONES DEL REAL DECRETO 383/1984, DE 1 DE FEBRERO

REVISIONES DE OFICIO E INSTANCIA DE PARTE EFECTUADAS EN SMTG

DATOS DE GESTIÓN CORRESPONDIENTES AL AÑO 2025 HASTA SEPTIEMBRE

| CC.AA. Y/O PROVINCIAS | REVISIONES EFECTUADAS | | | CAUSAS DE EXTINCIÓN DEL DERECHO | | | | | | | | |
|-----------------------------|-----------------------|------------|----------|---------------------------------|------------|--------------|----------|------------|---------------|----------|----------|----------|
| | Extinción | Suspensión | TOTAL | Recursos | Recursos | Prestación | Ingreso | Pérdida | Fallecimiento | Grado y | Alta | TOTAL |
| | Derecho | | | Propios | Familiares | Incompatible | Centro | Residencia | | Baremo | | |
| ANDALUCÍA | 2 | 0 | 2 | 0 | 0 | 0 | 0 | 0 | 2 | 0 | 0 | 2 |
| ALMERÍA | 1 | 0 | 1 | 0 | 0 | 0 | 0 | 0 | 1 | 0 | 0 | 1 |
| CÁDIZ | 0 | 0 | 0 | 0 | 0 | 0 | 0 | 0 | 0 | 0 | 0 | 0 |
| CÓRDOBA | 0 | 0 | 0 | 0 | 0 | 0 | 0 | 0 | 0 | 0 | 0 | 0 |
| GRANADA | 0 | 0 | 0 | 0 | 0 | 0 | 0 | 0 | 0 | 0 | 0 | 0 |
| HUELVA | 0 | 0 | 0 | 0 | 0 | 0 | 0 | 0 | 0 | 0 | 0 | 0 |
| JAÉN | 0 | 0 | 0 | 0 | 0 | 0 | 0 | 0 | 0 | 0 | 0 | 0 |
| MÁLAGA | 1 | 0 | 1 | 0 | 0 | 0 | 0 | 0 | 1 | 0 | 0 | 1 |
| SEVILLA | 0 | 0 | 0 | 0 | 0 | 0 | 0 | 0 | 0 | 0 | 0 | 0 |
| ARAGÓN | 1 | 0 | 1 | 0 | 0 | 1 | 0 | 0 | 0 | 0 | 0 | 1 |
| HUESCA | 0 | 0 | 0 | 0 | 0 | 0 | 0 | 0 | 0 | 0 | 0 | 0 |
| TERUEL | 0 | 0 | 0 | 0 | 0 | 0 | 0 | 0 | 0 | 0 | 0 | 0 |
| ZARAGOZA | 1 | 0 | 1 | 0 | 0 | 1 | 0 | 0 | 0 | 0 | 0 | 1 |
| ASTURIAS | 3 | 0 | 3 | 0 | 0 | 0 | 0 | 0 | 3 | 0 | 0 | 3 |
| ILLES BALEARS | 0 | 0 | 0 | 0 | 0 | 0 | 0 | 0 | 0 | 0 | 0 | 0 |
| CANARIAS | 6 | 0 | 6 | 0 | 0 | 0 | 0 | 0 | 5 | 0 | 1 | 6 |
| LAS PALMAS | 2 | 0 | 2 | 0 | 0 | 0 | 0 | 0 | 2 | 0 | 0 | 2 |
| S.C. TENERIFE | 4 | 0 | 4 | 0 | 0 | 0 | 0 | 0 | 3 | 0 | 1 | 4 |
| CANTABRIA | 0 | 0 | 0 | 0 | 0 | 0 | 0 | 0 | 0 | 0 | 0 | 0 |
| CASTILLA Y LEÓN | 2 | 1 | 3 | 1 | 0 | 0 | 0 | 1 | 0 | 0 | 0 | 2 |
| ÁVILA | 0 | 0 | 0 | 0 | 0 | 0 | 0 | 0 | 0 | 0 | 0 | 0 |
| BURGOS | 0 | 0 | 0 | 0 | 0 | 0 | 0 | 0 | 0 | 0 | 0 | 0 |
| LEÓN | 0 | 0 | 0 | 0 | 0 | 0 | 0 | 0 | 0 | 0 | 0 | 0 |
| PALENCIA | 0 | 1 | 1 | 0 | 0 | 0 | 0 | 0 | 0 | 0 | 0 | 0 |
| SALAMANCA | 1 | 0 | 1 | 1 | 0 | 0 | 0 | 0 | 0 | 0 | 0 | 1 |
| SEGOVIA | 1 | 0 | 1 | 0 | 0 | 0 | 0 | 1 | 0 | 0 | 0 | 1 |
| SORIA | 0 | 0 | 0 | 0 | 0 | 0 | 0 | 0 | 0 | 0 | 0 | 0 |
| VALLADOLID | 0 | 0 | 0 | 0 | 0 | 0 | 0 | 0 | 0 | 0 | 0 | 0 |
| ZAMORA | 0 | 0 | 0 | 0 | 0 | 0 | 0 | 0 | 0 | 0 | 0 | 0 |
| CASTILLA-LA MANCHA | 3 | 0 | 3 | 0 | 0 | 0 | 0 | 0 | 3 | 0 | 0 | 3 |
| ALBACETE | 0 | 0 | 0 | 0 | 0 | 0 | 0 | 0 | 0 | 0 | 0 | 0 |
| CIUDAD REAL | 3 | 0 | 3 | 0 | 0 | 0 | 0 | 0 | 3 | 0 | 0 | 3 |
| CUENCA | 0 | 0 | 0 | 0 | 0 | 0 | 0 | 0 | 0 | 0 | 0 | 0 |
| GUADALAJARA | 0 | 0 | 0 | 0 | 0 | 0 | 0 | 0 | 0 | 0 | 0 | 0 |
| TOLEDO | 0 | 0 | 0 | 0 | 0 | 0 | 0 | 0 | 0 | 0 | 0 | 0 |

(Continúa al dorso)

| CC.AA. Y/O PROVINCIAS | REVISIONES EFECTUADAS | | | CAUSAS DE EXTINCIÓN DEL DERECHO | | | | | | | | |
|-----------------------------|-----------------------|------------|-----------|---------------------------------|------------|--------------|----------|------------|---------------|----------|----------|-----------|
| | Extinción | Suspensión | TOTAL | Recursos | Recursos | Prestación | Ingreso | Pérdida | Fallecimiento | Grado y | Alta | TOTAL |
| | Derecho | | | Propios | Familiares | Incompatible | Centro | Residencia | | Baremo | | |
| CATALUNYA* | 0 | 0 | 0 | 0 | 0 | 0 | 0 | 0 | 0 | 0 | 0 | 0 |
| BARCELONA | 0 | 0 | 0 | 0 | 0 | 0 | 0 | 0 | 0 | 0 | 0 | 0 |
| GIRONA | 0 | 0 | 0 | 0 | 0 | 0 | 0 | 0 | 0 | 0 | 0 | 0 |
| LLEIDA | 0 | 0 | 0 | 0 | 0 | 0 | 0 | 0 | 0 | 0 | 0 | 0 |
| TARRAGONA | 0 | 0 | 0 | 0 | 0 | 0 | 0 | 0 | 0 | 0 | 0 | 0 |
| COMUNIDAD VALENCIANA | 5 | 0 | 5 | 1 | 0 | 0 | 0 | 0 | 2 | 1 | 1 | 5 |
| ALICANTE | 1 | 0 | 1 | 0 | 0 | 0 | 0 | 0 | 0 | 0 | 1 | 1 |
| CASTELLÓN | 1 | 0 | 1 | 0 | 0 | 0 | 0 | 0 | 1 | 0 | 0 | 1 |
| VALENCIA | 3 | 0 | 3 | 1 | 0 | 0 | 0 | 0 | 1 | 1 | 0 | 3 |
| EXTREMADURA | 0 | 0 | 0 | 0 | 0 | 0 | 0 | 0 | 0 | 0 | 0 | 0 |
| BADAJOS | 0 | 0 | 0 | 0 | 0 | 0 | 0 | 0 | 0 | 0 | 0 | 0 |
| CÁCERES | 0 | 0 | 0 | 0 | 0 | 0 | 0 | 0 | 0 | 0 | 0 | 0 |
| GALICIA | 0 | 0 | 0 | 0 | 0 | 0 | 0 | 0 | 0 | 0 | 0 | 0 |
| A CORUÑA | 0 | 0 | 0 | 0 | 0 | 0 | 0 | 0 | 0 | 0 | 0 | 0 |
| LUGO | 0 | 0 | 0 | 0 | 0 | 0 | 0 | 0 | 0 | 0 | 0 | 0 |
| OURENSE | 0 | 0 | 0 | 0 | 0 | 0 | 0 | 0 | 0 | 0 | 0 | 0 |
| PONTEVEDRA | 0 | 0 | 0 | 0 | 0 | 0 | 0 | 0 | 0 | 0 | 0 | 0 |
| MADRID | 2 | 0 | 2 | 0 | 0 | 0 | 0 | 0 | 2 | 0 | 0 | 2 |
| MURCIA | 1 | 1 | 2 | 1 | 0 | 0 | 0 | 0 | 0 | 0 | 0 | 1 |
| NAVARRA | 4 | 0 | 4 | 2 | 1 | 0 | 0 | 1 | 0 | 0 | 0 | 4 |
| PAÍS VASCO | 3 | 0 | 3 | 0 | 0 | 0 | 0 | 0 | 3 | 0 | 0 | 3 |
| ARABA/ÁLAVA | 0 | 0 | 0 | 0 | 0 | 0 | 0 | 0 | 0 | 0 | 0 | 0 |
| GIPUZKOA | 3 | 0 | 3 | 0 | 0 | 0 | 0 | 0 | 3 | 0 | 0 | 3 |
| BIZKAIA | 0 | 0 | 0 | 0 | 0 | 0 | 0 | 0 | 0 | 0 | 0 | 0 |
| LA RIOJA | 0 | 0 | 0 | 0 | 0 | 0 | 0 | 0 | 0 | 0 | 0 | 0 |
| CEUTA | 5 | 0 | 5 | 1 | 4 | 0 | 0 | 0 | 0 | 0 | 0 | 5 |
| MELILLA | 17 | 6 | 23 | 0 | 4 | 0 | 0 | 0 | 12 | 0 | 1 | 17 |

| | | | | | | | | | | | | |
|---------------------|-----------|----------|-----------|----------|----------|----------|----------|----------|-----------|----------|----------|-----------|
| TOTAL ESTADO | 54 | 8 | 62 | 6 | 9 | 1 | 0 | 2 | 32 | 1 | 3 | 54 |
|---------------------|-----------|----------|-----------|----------|----------|----------|----------|----------|-----------|----------|----------|-----------|

*Por problemas informáticos, este mes no se dispone de los datos de Catalunya

PRESTACIONES DEL REAL DECRETO 383/1984, DE 1 DE FEBRERO

REVISIONES DE OFICIO E INSTANCIA DE PARTE EFECTUADAS EN ASPF

DATOS DE GESTIÓN CORRESPONDIENTES AL AÑO 2025 HASTA SEPTIEMBRE

| CC.AA. Y/O PROVINCIAS | REVISIONES EFECTUADAS | | | CAUSAS DE EXTINCIÓN DEL DERECHO | | | | | |
|-----------------------------|-----------------------|------------|-----------|---------------------------------|------------|---------------|----------|----------|-----------|
| | Extinción | Suspensión | TOTAL | Prestación | Pérdida | Fallecimiento | Grado y | Alta | TOTAL |
| | Derecho | | | Incompatible | Residencia | | Baremo | S.S. | |
| ANDALUCÍA | 11 | 0 | 11 | 1 | 0 | 10 | 0 | 0 | 11 |
| ALMERÍA | 2 | 0 | 2 | 0 | 0 | 2 | 0 | 0 | 2 |
| CÁDIZ | 0 | 0 | 0 | 0 | 0 | 0 | 0 | 0 | 0 |
| CÓRDOBA | 0 | 0 | 0 | 0 | 0 | 0 | 0 | 0 | 0 |
| GRANADA | 2 | 0 | 2 | 0 | 0 | 2 | 0 | 0 | 2 |
| HUELVA | 1 | 0 | 1 | 0 | 0 | 1 | 0 | 0 | 1 |
| JAÉN | 0 | 0 | 0 | 0 | 0 | 0 | 0 | 0 | 0 |
| MÁLAGA | 6 | 0 | 6 | 1 | 0 | 5 | 0 | 0 | 6 |
| SEVILLA | 0 | 0 | 0 | 0 | 0 | 0 | 0 | 0 | 0 |
| ARAGÓN | 1 | 0 | 1 | 0 | 0 | 1 | 0 | 0 | 1 |
| HUESCA | 0 | 0 | 0 | 0 | 0 | 0 | 0 | 0 | 0 |
| TERUEL | 0 | 0 | 0 | 0 | 0 | 0 | 0 | 0 | 0 |
| ZARAGOZA | 1 | 0 | 1 | 0 | 0 | 1 | 0 | 0 | 1 |
| ASTURIAS | 3 | 0 | 3 | 0 | 0 | 3 | 0 | 0 | 3 |
| ILLES BALEARS | 0 | 0 | 0 | 0 | 0 | 0 | 0 | 0 | 0 |
| CANARIAS | 0 | 0 | 0 | 0 | 0 | 0 | 0 | 0 | 0 |
| LAS PALMAS | 0 | 0 | 0 | 0 | 0 | 0 | 0 | 0 | 0 |
| S.C. TENERIFE | 0 | 0 | 0 | 0 | 0 | 0 | 0 | 0 | 0 |
| CANTABRIA | 0 | 0 | 0 | 0 | 0 | 0 | 0 | 0 | 0 |
| CASTILLA Y LEÓN | 2 | 0 | 2 | 1 | 0 | 1 | 0 | 0 | 2 |
| ÁVILA | 0 | 0 | 0 | 0 | 0 | 0 | 0 | 0 | 0 |
| BURGOS | 1 | 0 | 1 | 1 | 0 | 0 | 0 | 0 | 1 |
| LEÓN | 0 | 0 | 0 | 0 | 0 | 0 | 0 | 0 | 0 |
| PALENCIA | 0 | 0 | 0 | 0 | 0 | 0 | 0 | 0 | 0 |
| SALAMANCA | 1 | 0 | 1 | 0 | 0 | 1 | 0 | 0 | 1 |
| SEGOVIA | 0 | 0 | 0 | 0 | 0 | 0 | 0 | 0 | 0 |
| SORIA | 0 | 0 | 0 | 0 | 0 | 0 | 0 | 0 | 0 |
| VALLADOLID | 0 | 0 | 0 | 0 | 0 | 0 | 0 | 0 | 0 |
| ZAMORA | 0 | 0 | 0 | 0 | 0 | 0 | 0 | 0 | 0 |
| CASTILLA-LA MANCHA | 0 | 0 | 0 | 0 | 0 | 0 | 0 | 0 | 0 |
| ALBACETE | 0 | 0 | 0 | 0 | 0 | 0 | 0 | 0 | 0 |
| CIUDAD REAL | 0 | 0 | 0 | 0 | 0 | 0 | 0 | 0 | 0 |
| CUENCA | 0 | 0 | 0 | 0 | 0 | 0 | 0 | 0 | 0 |
| GUADALAJARA | 0 | 0 | 0 | 0 | 0 | 0 | 0 | 0 | 0 |
| TOLEDO | 0 | 0 | 0 | 0 | 0 | 0 | 0 | 0 | 0 |

(Continúa al dorso)

| CC.AA. Y/O PROVINCIAS | REVISIONES EFECTUADAS | | | CAUSAS DE EXTINCIÓN DEL DERECHO | | | | | |
|-----------------------------|-----------------------|------------|------------|---------------------------------|------------|---------------|----------|-----------|------------|
| | Extinción | Suspensión | TOTAL | Prestación | Pérdida | Fallecimiento | Grado y | Alta | TOTAL |
| | Derecho | | | Incompatible | Residencia | | Baremo | S.S. | |
| CATALUNYA* | 0 | 0 | 0 | 0 | 0 | 0 | 0 | 0 | 0 |
| BARCELONA | 0 | 0 | 0 | 0 | 0 | 0 | 0 | 0 | 0 |
| GIRONA | 0 | 0 | 0 | 0 | 0 | 0 | 0 | 0 | 0 |
| LLEIDA | 0 | 0 | 0 | 0 | 0 | 0 | 0 | 0 | 0 |
| TARRAGONA | 0 | 0 | 0 | 0 | 0 | 0 | 0 | 0 | 0 |
| COMUNIDAD VALENCIANA | 2 | 0 | 2 | 0 | 0 | 2 | 0 | 0 | 2 |
| ALICANTE | 0 | 0 | 0 | 0 | 0 | 0 | 0 | 0 | 0 |
| CASTELLÓN | 0 | 0 | 0 | 0 | 0 | 0 | 0 | 0 | 0 |
| VALENCIA | 2 | 0 | 2 | 0 | 0 | 2 | 0 | 0 | 2 |
| EXTREMADURA | 3 | 0 | 3 | 1 | 0 | 1 | 0 | 1 | 3 |
| BADAJOS | 0 | 0 | 0 | 0 | 0 | 0 | 0 | 0 | 0 |
| CÁCERES | 3 | 0 | 3 | 1 | 0 | 1 | 0 | 1 | 3 |
| GALICIA | 1 | 0 | 1 | 1 | 0 | 0 | 0 | 0 | 1 |
| A CORUÑA | 0 | 0 | 0 | 0 | 0 | 0 | 0 | 0 | 0 |
| LUGO | 0 | 0 | 0 | 0 | 0 | 0 | 0 | 0 | 0 |
| OURENSE | 0 | 0 | 0 | 0 | 0 | 0 | 0 | 0 | 0 |
| PONTEVEDRA | 1 | 0 | 1 | 1 | 0 | 0 | 0 | 0 | 1 |
| MADRID | 1 | 0 | 1 | 0 | 0 | 1 | 0 | 0 | 1 |
| MURCIA | 169 | 0 | 169 | 0 | 0 | 125 | 0 | 44 | 169 |
| NAVARRA | 1 | 0 | 1 | 0 | 0 | 0 | 0 | 1 | 1 |
| PAÍS VASCO | 1 | 0 | 1 | 0 | 0 | 1 | 0 | 0 | 1 |
| ARABA/ÁLAVA | 0 | 0 | 0 | 0 | 0 | 0 | 0 | 0 | 0 |
| GIPUZKOA | 1 | 0 | 1 | 0 | 0 | 1 | 0 | 0 | 1 |
| BIZKAIA | 0 | 0 | 0 | 0 | 0 | 0 | 0 | 0 | 0 |
| LA RIOJA | 0 | 0 | 0 | 0 | 0 | 0 | 0 | 0 | 0 |
| CEUTA | 0 | 0 | 0 | 0 | 0 | 0 | 0 | 0 | 0 |
| MELILLA | 0 | 0 | 0 | 0 | 0 | 0 | 0 | 0 | 0 |

| | | | | | | | | | |
|---------------------|------------|----------|------------|----------|----------|------------|----------|-----------|------------|
| TOTAL ESTADO | 195 | 0 | 195 | 4 | 0 | 145 | 0 | 46 | 195 |
|---------------------|------------|----------|------------|----------|----------|------------|----------|-----------|------------|

*Por problemas informáticos, este mes no se dispone de los datos de Catalunya

PRESTACIONES DEL REAL DECRETO 383/1984, DE 1 DE FEBRERO

TOTAL REVISIONES DE OFICIO E INSTANCIA DE PARTE EFECTUADAS

DATOS DE GESTIÓN CORRESPONDIENTES AL AÑO 2025 HASTA SEPTIEMBRE

| CC.AA. Y/O PROVINCIAS | REVISIONES EFECTUADAS | | | | | CAUSAS DE EXTINCIÓN DEL DERECHO | | | | | | | | |
|-----------------------------|-----------------------|----------------------|--------------|----------|-----------|---------------------------------|------------------------|----------------------------|-------------------|-----------------------|---------------|-------------------|--------------|-----------|
| | Modifica. Cuantía | Extinción Derecho | Suspensión | | TOTAL | Recursos Propios | Recursos Familiares | Prestación Incompatible | Ingreso Centro | Pérdida Residencia | Fallecimiento | Grado y Baremo | Alta S.S. | TOTAL |
| | | | Act. Laboral | Otras | | | | | | | | | | |
| ANDALUCÍA | 0 | 62 | 0 | 0 | 62 | 14 | 0 | 18 | 0 | 0 | 30 | 0 | 0 | 62 |
| ALMERÍA | 0 | 10 | 0 | 0 | 10 | 0 | 0 | 4 | 0 | 0 | 6 | 0 | 0 | 10 |
| CÁDIZ | 0 | 5 | 0 | 0 | 5 | 1 | 0 | 3 | 0 | 0 | 1 | 0 | 0 | 5 |
| CÓRDOBA | 0 | 3 | 0 | 0 | 3 | 1 | 0 | 1 | 0 | 0 | 1 | 0 | 0 | 3 |
| GRANADA | 0 | 8 | 0 | 0 | 8 | 0 | 0 | 2 | 0 | 0 | 6 | 0 | 0 | 8 |
| HUELVA | 0 | 1 | 0 | 0 | 1 | 0 | 0 | 0 | 0 | 0 | 1 | 0 | 0 | 1 |
| JAÉN | 0 | 2 | 0 | 0 | 2 | 0 | 0 | 1 | 0 | 0 | 1 | 0 | 0 | 2 |
| MÁLAGA | 0 | 28 | 0 | 0 | 28 | 9 | 0 | 5 | 0 | 0 | 14 | 0 | 0 | 28 |
| SEVILLA | 0 | 5 | 0 | 0 | 5 | 3 | 0 | 2 | 0 | 0 | 0 | 0 | 0 | 5 |
| ARAGÓN | 0 | 12 | 0 | 0 | 12 | 0 | 0 | 7 | 0 | 0 | 5 | 0 | 0 | 12 |
| HUESCA | 0 | 3 | 0 | 0 | 3 | 0 | 0 | 0 | 0 | 0 | 3 | 0 | 0 | 3 |
| TERUEL | 0 | 0 | 0 | 0 | 0 | 0 | 0 | 0 | 0 | 0 | 0 | 0 | 0 | 0 |
| ZARAGOZA | 0 | 9 | 0 | 0 | 9 | 0 | 0 | 7 | 0 | 0 | 2 | 0 | 0 | 9 |
| ASTURIAS | 0 | 21 | 0 | 1 | 22 | 2 | 0 | 8 | 0 | 0 | 11 | 0 | 0 | 21 |
| ILLES BALEARS | 0 | 6 | 0 | 0 | 6 | 0 | 0 | 5 | 0 | 0 | 1 | 0 | 0 | 6 |
| CANARIAS | 0 | 9 | 0 | 0 | 9 | 0 | 0 | 2 | 0 | 0 | 6 | 0 | 1 | 9 |
| LAS PALMAS | 0 | 2 | 0 | 0 | 2 | 0 | 0 | 0 | 0 | 0 | 2 | 0 | 0 | 2 |
| S.C. TENERIFE | 0 | 7 | 0 | 0 | 7 | 0 | 0 | 2 | 0 | 0 | 4 | 0 | 1 | 7 |
| CANTABRIA | 0 | 2 | 0 | 0 | 2 | 1 | 0 | 0 | 0 | 0 | 1 | 0 | 0 | 2 |
| CASTILLA Y LEÓN | 1 | 23 | 0 | 5 | 29 | 7 | 0 | 8 | 0 | 1 | 7 | 0 | 0 | 23 |
| ÁVILA | 0 | 0 | 0 | 0 | 0 | 0 | 0 | 0 | 0 | 0 | 0 | 0 | 0 | 0 |
| BURGOS | 0 | 1 | 0 | 0 | 1 | 0 | 0 | 1 | 0 | 0 | 0 | 0 | 0 | 1 |
| LEÓN | 1 | 8 | 0 | 2 | 11 | 1 | 0 | 3 | 0 | 0 | 4 | 0 | 0 | 8 |
| PALENCIA | 0 | 0 | 0 | 1 | 1 | 0 | 0 | 0 | 0 | 0 | 0 | 0 | 0 | 0 |
| SALAMANCA | 0 | 6 | 0 | 0 | 6 | 3 | 0 | 1 | 0 | 0 | 2 | 0 | 0 | 6 |
| SEGOVIA | 0 | 2 | 0 | 0 | 2 | 0 | 0 | 1 | 0 | 1 | 0 | 0 | 0 | 2 |
| SORIA | 0 | 3 | 0 | 0 | 3 | 1 | 0 | 1 | 0 | 0 | 1 | 0 | 0 | 3 |
| VALLADOLID | 0 | 2 | 0 | 2 | 4 | 2 | 0 | 0 | 0 | 0 | 0 | 0 | 0 | 2 |
| ZAMORA | 0 | 1 | 0 | 0 | 1 | 0 | 0 | 1 | 0 | 0 | 0 | 0 | 0 | 1 |
| CASTILLA-LA MANCHA | 0 | 27 | 0 | 0 | 27 | 9 | 0 | 11 | 0 | 0 | 7 | 0 | 0 | 27 |
| ALBACETE | 0 | 4 | 0 | 0 | 4 | 3 | 0 | 0 | 0 | 0 | 1 | 0 | 0 | 4 |
| CIUDAD REAL | 0 | 4 | 0 | 0 | 4 | 0 | 0 | 0 | 0 | 0 | 4 | 0 | 0 | 4 |
| CUENCA | 0 | 1 | 0 | 0 | 1 | 0 | 0 | 1 | 0 | 0 | 0 | 0 | 0 | 1 |
| GUADALAJARA | 0 | 4 | 0 | 0 | 4 | 0 | 0 | 2 | 0 | 0 | 2 | 0 | 0 | 4 |
| TOLEDO | 0 | 14 | 0 | 0 | 14 | 6 | 0 | 8 | 0 | 0 | 0 | 0 | 0 | 14 |

(Continúa al dorso)

| CC.AA. Y/O PROVINCIAS | REVISIONES EFECTUADAS | | | | | CAUSAS DE EXTINCIÓN DEL DERECHO | | | | | | | | |
|-----------------------------|-----------------------|----------------------|--------------|----------|------------|---------------------------------|------------------------|----------------------------|-------------------|-----------------------|---------------|-------------------|--------------|------------|
| | Modifica. Cuantía | Extinción Derecho | Suspensión | | TOTAL | Recursos Propios | Recursos Familiares | Prestación Incompatible | Ingreso Centro | Pérdida Residencia | Fallecimiento | Grado y Baremo | Alta S.S. | TOTAL |
| | | | Act. Laboral | Otras | | | | | | | | | | |
| CATALUNYA* | 0 | 0 | 0 | 0 | 0 | 0 | 0 | 0 | 0 | 0 | 0 | 0 | 0 | 0 |
| BARCELONA | 0 | 0 | 0 | 0 | 0 | 0 | 0 | 0 | 0 | 0 | 0 | 0 | 0 | 0 |
| GIRONA | 0 | 0 | 0 | 0 | 0 | 0 | 0 | 0 | 0 | 0 | 0 | 0 | 0 | 0 |
| LLEIDA | 0 | 0 | 0 | 0 | 0 | 0 | 0 | 0 | 0 | 0 | 0 | 0 | 0 | 0 |
| TARRAGONA | 0 | 0 | 0 | 0 | 0 | 0 | 0 | 0 | 0 | 0 | 0 | 0 | 0 | 0 |
| COMUNIDAD VALENCIANA | 0 | 16 | 0 | 0 | 16 | 2 | 0 | 1 | 0 | 0 | 11 | 1 | 1 | 16 |
| ALICANTE | 0 | 5 | 0 | 0 | 5 | 1 | 0 | 1 | 0 | 0 | 2 | 0 | 1 | 5 |
| CASTELLÓN | 0 | 3 | 0 | 0 | 3 | 0 | 0 | 0 | 0 | 0 | 3 | 0 | 0 | 3 |
| VALENCIA | 0 | 8 | 0 | 0 | 8 | 1 | 0 | 0 | 0 | 0 | 6 | 1 | 0 | 8 |
| EXTREMADURA | 0 | 13 | 0 | 0 | 13 | 1 | 0 | 7 | 0 | 0 | 4 | 0 | 1 | 13 |
| BADAJOS | 0 | 5 | 0 | 0 | 5 | 0 | 0 | 3 | 0 | 0 | 2 | 0 | 0 | 5 |
| CÁCERES | 0 | 8 | 0 | 0 | 8 | 1 | 0 | 4 | 0 | 0 | 2 | 0 | 1 | 8 |
| GALICIA | 0 | 8 | 0 | 0 | 8 | 4 | 0 | 3 | 0 | 0 | 1 | 0 | 0 | 8 |
| A CORUÑA | 0 | 3 | 0 | 0 | 3 | 2 | 0 | 1 | 0 | 0 | 0 | 0 | 0 | 3 |
| LUGO | 0 | 0 | 0 | 0 | 0 | 0 | 0 | 0 | 0 | 0 | 0 | 0 | 0 | 0 |
| OURENSE | 0 | 0 | 0 | 0 | 0 | 0 | 0 | 0 | 0 | 0 | 0 | 0 | 0 | 0 |
| PONTEVEDRA | 0 | 5 | 0 | 0 | 5 | 2 | 0 | 2 | 0 | 0 | 1 | 0 | 0 | 5 |
| MADRID | 0 | 17 | 0 | 0 | 17 | 0 | 0 | 13 | 0 | 0 | 4 | 0 | 0 | 17 |
| MURCIA | 2 | 202 | 0 | 1 | 205 | 2 | 0 | 18 | 0 | 0 | 138 | 0 | 44 | 202 |
| NAVARRA | 0 | 12 | 0 | 0 | 12 | 6 | 1 | 0 | 0 | 1 | 3 | 0 | 1 | 12 |
| PAÍS VASCO | 0 | 11 | 0 | 0 | 11 | 1 | 0 | 0 | 0 | 0 | 10 | 0 | 0 | 11 |
| ARABA/ÁLAVA | 0 | 0 | 0 | 0 | 0 | 0 | 0 | 0 | 0 | 0 | 0 | 0 | 0 | 0 |
| GIPUZKOA | 0 | 4 | 0 | 0 | 4 | 0 | 0 | 0 | 0 | 0 | 4 | 0 | 0 | 4 |
| BIZKAIA | 0 | 7 | 0 | 0 | 7 | 1 | 0 | 0 | 0 | 0 | 6 | 0 | 0 | 7 |
| LA RIOJA | 0 | 0 | 0 | 0 | 0 | 0 | 0 | 0 | 0 | 0 | 0 | 0 | 0 | 0 |
| CEUTA | 0 | 6 | 0 | 0 | 6 | 1 | 4 | 1 | 0 | 0 | 0 | 0 | 0 | 6 |
| MELILLA | 0 | 19 | 0 | 7 | 26 | 2 | 4 | 0 | 0 | 0 | 12 | 0 | 1 | 19 |

| | | | | | | | | | | | | | | |
|---------------------|----------|------------|----------|-----------|------------|-----------|----------|------------|----------|----------|------------|----------|-----------|------------|
| TOTAL ESTADO | 3 | 466 | 0 | 14 | 483 | 52 | 9 | 102 | 0 | 2 | 251 | 1 | 49 | 466 |
|---------------------|----------|------------|----------|-----------|------------|-----------|----------|------------|----------|----------|------------|----------|-----------|------------|

*Por problemas informáticos, este mes no se dispone de los datos de Catalunya

Situación de las prestaciones de naturaleza no contributiva

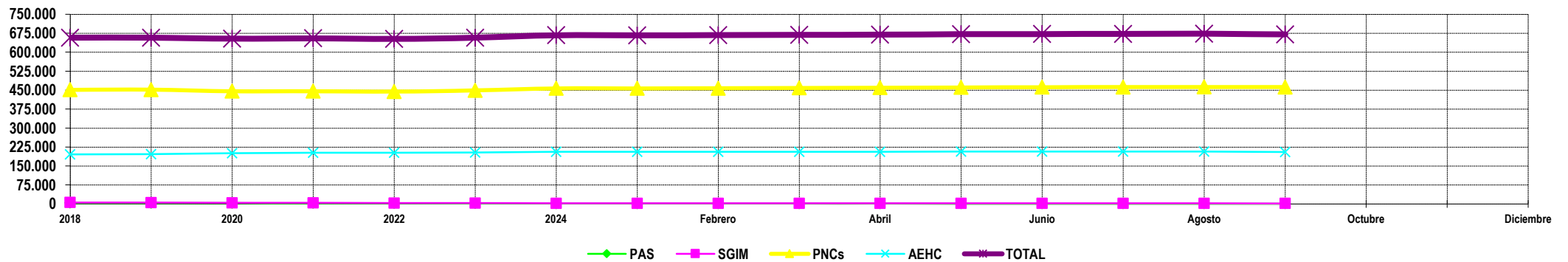


SITUACIÓN DE LAS PRESTACIONES DE NATURALEZA NO CONTRIBUTIVA (PNNC)

| | PNNC DE JUBILACIÓN / VEJEZ | | | | PNNC DE INCAPACIDAD / ENFERMEDAD | | | | | TOTAL PNNC | | | | |
|------|----------------------------|-------|---------|---------|----------------------------------|-------|---------|---------|---------|------------|-------|---------|---------|---------|
| | PAS (*) | SGIM | PNC | TOTAL | PAS (*) | SGIM | PNC | AEHC | TOTAL | PAS | SGIM | PNCs | AEHC | TOTAL |
| 2018 | 401 | 4.706 | 257.023 | 262.130 | 3.610 | 1.275 | 194.757 | 196.094 | 395.736 | 4.011 | 5.981 | 451.780 | 196.094 | 657.866 |
| 2019 | 397 | 4.168 | 261.044 | 265.609 | 3.228 | 1.041 | 191.113 | 196.922 | 392.304 | 3.625 | 5.209 | 452.157 | 196.922 | 657.913 |
| 2020 | 382 | 3.600 | 260.169 | 264.151 | 2.927 | 865 | 185.852 | 200.232 | 389.876 | 3.309 | 4.465 | 446.021 | 200.232 | 654.027 |
| 2021 | 400 | 3.103 | 263.328 | 266.831 | 2.645 | 730 | 182.791 | 202.148 | 388.314 | 3.045 | 3.833 | 446.119 | 202.148 | 655.145 |
| 2022 | 403 | 2.705 | 267.093 | 270.201 | 2.182 | 601 | 177.443 | 202.423 | 382.649 | 2.585 | 3.306 | 444.536 | 202.423 | 652.850 |
| 2023 | 361 | 2.392 | 275.935 | 278.688 | 1.704 | 492 | 173.263 | 203.685 | 379.144 | 2.065 | 2.884 | 449.198 | 203.685 | 657.832 |
| 2024 | 311 | 2.065 | 287.625 | 290.001 | 1.430 | 391 | 169.775 | 205.917 | 377.513 | 1.741 | 2.456 | 457.400 | 205.917 | 667.514 |

2025

| | | | | | | | | | | | | | | |
|-------------|-----|-------|---------|---------|-------|-----|---------|---------|---------|-------|-------|---------|---------|---------|
| Enero | 217 | 2.054 | 287.479 | 289.750 | 1.285 | 379 | 169.901 | 205.723 | 377.288 | 1.502 | 2.433 | 457.380 | 205.723 | 667.038 |
| Febrero | 214 | 2.027 | 288.620 | 290.861 | 1.271 | 371 | 169.189 | 206.117 | 376.948 | 1.485 | 2.398 | 457.809 | 206.117 | 667.809 |
| Marzo | 191 | 1.995 | 289.887 | 292.073 | 1.247 | 359 | 169.100 | 206.339 | 377.045 | 1.438 | 2.354 | 458.987 | 206.339 | 669.118 |
| Abril | 212 | 1.969 | 291.038 | 293.219 | 1.229 | 352 | 168.792 | 206.342 | 376.715 | 1.441 | 2.321 | 459.830 | 206.342 | 669.934 |
| Mayo | 209 | 1.945 | 292.542 | 294.696 | 1.221 | 341 | 168.530 | 206.738 | 376.830 | 1.430 | 2.286 | 461.072 | 206.738 | 671.526 |
| Junio | 205 | 1.916 | 293.699 | 295.820 | 1.208 | 339 | 168.286 | 206.729 | 376.562 | 1.413 | 2.255 | 461.985 | 206.729 | 672.382 |
| Julio | 203 | 1.898 | 294.386 | 296.487 | 1.200 | 331 | 167.907 | 206.776 | 376.214 | 1.403 | 2.229 | 462.293 | 206.776 | 672.701 |
| Agosto | 201 | 1.870 | 295.261 | 297.332 | 1.184 | 328 | 167.561 | 207.104 | 376.177 | 1.385 | 2.198 | 462.822 | 207.104 | 673.509 |
| Septiembre* | 199 | 1.852 | 295.218 | 297.269 | 1.172 | 315 | 167.000 | 205.227 | 373.714 | 1.371 | 2.167 | 462.218 | 205.227 | 670.983 |
| Octubre | | | | | | | | | | | | | | |
| Noviembre | | | | | | | | | | | | | | |
| Diciembre | | | | | | | | | | | | | | |



NOTA: Conforme se disponga de la totalidad de los datos mensuales, se procederá a la actualización del respectivo mes.

(*) No se dispone en 2020 del dato relativo al nº de pensiones asistenciales (PAS) de la provincia de Bizkaia.

*Por motivos informáticos, este mes no se dispone de los datos de Catalunya



www.imserso.es